

Acer buergerianum
Trident Maple
6 x 6



Angopora costata
Smooth Barked Apple
20 x 10



Angophora floribunda
Rough Barked Apple
20 x 10



Brachychiton acerifolium
Illawarra Flame Tree
20 x 15



Corymbia maculata
Spotted Gum
30 x 8



Eucalyptus eugenioides
Thin Leaved Stringybark
20 x 8



Eucalyptus haemastoma
Scribbly Gum
15 x 6



Eucalyptus punctata
Grey Gum
25 x 8




Eucalyptus tereticornis
Forest Red Gum
35 x 12



Fraxinus 'Urbanite'
Urbanite Ash
11 x 8



Lagerstroemia 'Natchez'
Crepe Myrtle
8 x 6



Melaleuca styphelioides
Prickly Leaved Paperbark
8 x 6



Nyssa sylvatica
Tupelo
12 x 6



Quercus palustris
Pin Oak
15 x 8

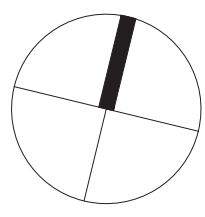
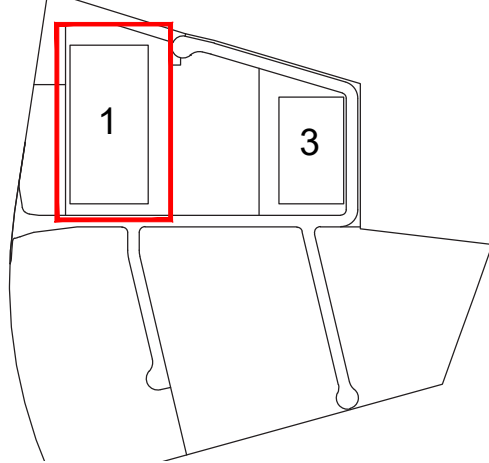
NOT FOR CONSTRUCTION

© 2019 Site Image (NSW) Pty Ltd. ABN 44 801 262 380 as agent for Site Image NSW Partnership. All rights reserved. This drawing is copyright and shall not be reproduced or copied in any form or by any means (graphic, electronic or mechanical including photocopy) without the written permission of Site Image (NSW) Pty Ltd. Any license, expressed or implied, to use this document for any purpose what so ever is restricted to the terms of the written agreement between Site Image (NSW) Pty Ltd and the instructing party.

The contractor shall check and verify all work on site (including work by others) before commencing the landscape installation. Any discrepancies are to be reported to the Project Manager or Landscape Architect prior to commencing work. Do not scale this drawing. Any required dimensions not shown shall be referred to the Landscape Architect for confirmation.

LEGEND

Key Plan:



SITE IMAGE
Landscape Architects
Level 1, 3-5 Baptist Street
Redfern NSW 2016
Australia
Tel: (61 2) 8332 5600
Fax: (61 2) 9698 2877
www.siteimage.com.au

Client:
Mirvac

Project:
Aspect Industrial Estate
Mamre Rd
Kemps Creek

Drawing Name:
Landscape Plan
Lot 1
Tree Planting Masterplan

SSDA
Scale: 1:250 @ A1
Job Number:
SS19-4178

Drawing Number:
S1-1 001

Issue:
A

Aspect Industrial Estate - Lot 1 (On Lot Works)

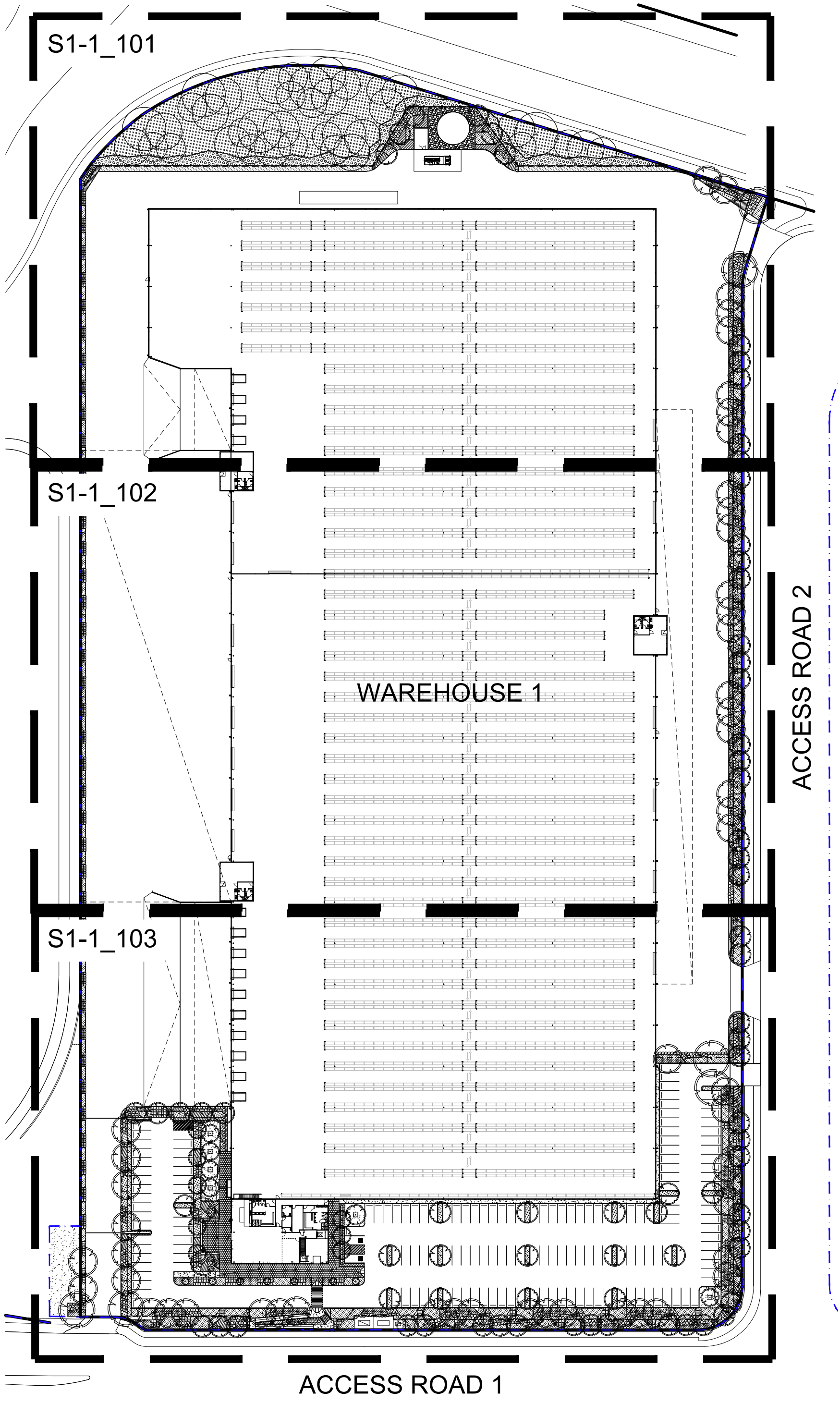
Mamre Road, Kemps Creek

Landscape Package

Drawing Schedule

Drawing Number	Drawing Title	Scale
S1-1_000	Landscape Coversheet	N/A
S1-1_101	Landscape Plan - Lot 1	1:250
S1-1_102	Landscape Plan - Lot 1	1:250
S1-1_103	Landscape Plan - Lot 1	1:250
S1-1_501	Landscape Details	As Shown

Indicative Plant Schedule Lot 1						
Botanic Name	Common Name	Mature Size (h x w) (m)	Pot Size	Spacing	Endemic Vegetation Community	DCP
TREES						
Ac	Angophora costata	Smooth Barked Apple	20 x 10	100L	As Shown	
Af	Angophora floribunda	Rough Barked Apple	20 x 10	100L	As Shown	
Bc	Backhousia citrifolia	Lemon Myrtle	8 x 5	100L	As Shown	
Cgu	Ceralepetalum gummiferum	NSW Christmas Bush	5 x 2	100L	As Shown	
Cm	Corymbia maculata	Spotted Gum	30 x 8	100L	As Shown	
Ee	Eucalyptus eugenioides	Thin leaved stringybark	20 x 8	100L	As Shown	
Eh	Eucalyptus haemastoma	Scribbly Gum	15 x 6	100L	As Shown	
Ep	Eucalyptus punctata	Grey Gum	25 x 8	100L	As Shown	
Et	Eucalyptus tereticornis	Forest Red Gum	35 x 12	100L	As Shown	
Fa	Flindersia australis	Crow's Ash	12 x 7	100L	As Shown	
Hf	Hymenosporum flavum	Native Frangipani	8 x 5	100L	As Shown	
Lc	Lophostemon confertus	Queensland Brush Box	15 x 10	100L	As Shown	
Ms	Melaleuca styphelioides	Prickly Leaved Paperbark	8 x 6	100L	As Shown	
SHRUBS & ACCENTS						
As	Acmena smithii var. minor	Lilly Pilly	2 x 2	300mm	As Shown	
CE	Callistemon "Endeavour"	Bottlebrush	2x3	300mm	As Shown	
CLJ	Callistemon "Little John"	Dwarf Bottle Brush	1 x 1	300mm	As Shown	
Dc	Dodonaea viscosa subsp. cuneata	Wedge-leaf Hop-bush	1 x 2	300mm	As Shown	
LPP	Loropetalum "Purple Pixie"	Peack	.5 x 1.2	300mm	As Shown	
MCT	Melaleuca linearifolia "Claret Tops"	Honey Myrtle	1 x 1	300mm	As Shown	
PIP	Phormium tenax "Purpleum"	Bronze Flax	1.5 x 1	300mm	As Shown	
PMM	Pittosporum "Miss Muffet"	Miss Muffet Pittosporum	1 x 1	300mm	As Shown	
ROP	Rhaphiolepis "Oriental Pearl"	Indian Hawthorn	1 X 1	300mm	As Shown	
Wf	Westringia fruticosa	Coastal Rosemary	2 x 2	300mm	As Shown	
Vo	Viburnum odoratissimum	Sweet Viburnum	1.5 x 1	300mm	As Shown	
GRASSES AND GROUNDCOVERS						
ALR	Alternanthera dentata "Little Ruby"		0.15 x .6	150mm	5/m2	
Cg	Carpobrotus glaucescens	Pigface	0.15 x 1	150mm	5/m2	
Dr	Dichondra repens	Kidney Weed	0.3 x 1	150mm	5/m2	
Gt	Gazania tomentosa	Silver Gazania	0.15 x 1	150mm	5/m2	
Dg	Dietes grandiflora	Wild Iris	0.4 x .6	150mm	5/m2	
Hv	Hardenbergia violacea	Purple Coral Pea	0.5 x 2	150mm	5/m2	
LEG	Liriope "Evergreen Giant"	Turf Lily	0.8 x .8	150mm	5/m2	
LJR	Liriope "Just Right"	Liriope	0.4 x .4	150mm	5/m2	
LI	Lomandra longifolia	Matt Rush	1 x 1	150mm	5/m2	
Mp	Myoporum parvifolium	Creeping Boobialla	0.3 x 2	150mm	5/m2	
PK	Poa "Kingsdale"	Tussock Grass	0.3 x .6	150mm	5/m2	
PN	Pennisetum "Nafay"	Swamp Foxtail Grass	0.6 x .6	150mm	5/m2	
TJ	Trachelospermum jasminoides	Star Jasmine	0.3 x 0.3	150mm	5/m2	
PLANTING MATRIX						
Ca	Carex appressa	Tall Sedge	1 x 1	150mm	As Shown	
Dc	Dodonaea viscosa subsp. cuneata	Wedge-leaf Hop-bush	1 x 2	200mm	As Shown	
Dr	Dichondra repens	Kiney Weed	0.3 x 5	150mm	As Shown	
Hv	Hardenbergia violacea	Purple Coral Pea	0.5 x 2	150mm	As Shown	
Ia	Indigofera australis	Austral indigo	2 x 2	200mm	As Shown	
Ju	Juncus usitatus	Common Rush	1.2 x 1.2	150mm	As Shown	
LI	Lomandra longifolia	Matt Rush	1 x 1	150mm	As Shown	
PI	Poa labillardieri	Tussock Grass	1 x 0.5	150mm	As Shown	
Ta	Themeda australis	Kangaroo Grass	1 x 0.5	150mm	As Shown	
LOW GROUNDCOVER MATRIX						
Cg	Carpobrotus glaucescens	Pigface	0.15 x 1	150mm		
Dr	Dichondra repens	Kidney Weed	0.3 x 1	150mm	5/m2	
Mp	Myoporum parvifolium	Creeping Boobialla	0.3 x 2	150mm		
TJ	Trachelospermum jasminoides	Star Jasmine	0.3 x 0.3	150mm		



NOT FOR CONSTRUCTION

© 2019 Site Image (NSW) Pty Ltd ABN 44 801 262 380 as agent for Site Image NSW Partnership. All rights reserved. This drawing is copyright and shall not be reproduced or copied in any form or by any means (graphic, electronic or mechanical including photocopy) without the written permission of Site Image (NSW) Pty Ltd. Any license, expressed or implied, to use this document for any purpose what so ever is restricted to the terms of the written agreement between Site Image (NSW) Pty Ltd and the instructing party.

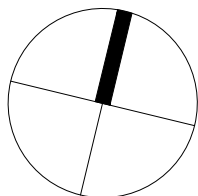
The contractor shall check and verify all work on site (including work by others) before commencing the landscape installation. Any discrepancies are to be reported to the Project Manager or Landscape Architect prior to commencing work. Do not scale this drawing. Any required dimensions not shown shall be referred to the Landscape Architect for confirmation.

P	Architectural Coordination
O	Response to Comments
N	Response to Comments
M	Response to Comments
L	Planting Added
K	Mod 1
J	Revised For Comments
I	Architectural Coordination
H	Architectural Coordination
G	Architectural Coordination
F	Revised For Comment
E	Revised For Comment
D	Revised For Comment
C	Architectural Coordination
B	Architectural & Civil Updates
A	Preliminary
Issue	Revision Description

RH	NM	25.07.2022
LH	NM	06.07.2022
JW	NM	17.06.2022
RH	NM	19.05.2022
RH	NM	08.03.2022
RH	NM	07.03.2022
JW	NM	22.02.2022
RH	NM	16.02.2022
RH	NM	10.02.2022
JW	NM	15.10.2020
LM	NM	01.10.2020
JW	NM	21.05.2020
JW	NM	13.05.2020
JW	NM	29.04.2020
JD	NM	24.02.2020
JD	NM	07.11.2019
Draw	Check	Date

LEGEND

Key Plan:



SITE IMAGE
Landscape Architects
Level 1, 3-5 Baptist Street
Redfern NSW 2016
Australia
Tel: (61 2) 8332 5600
Fax: (61 2) 9698 2877
www.siteimage.com.au

Client:
Mirvac

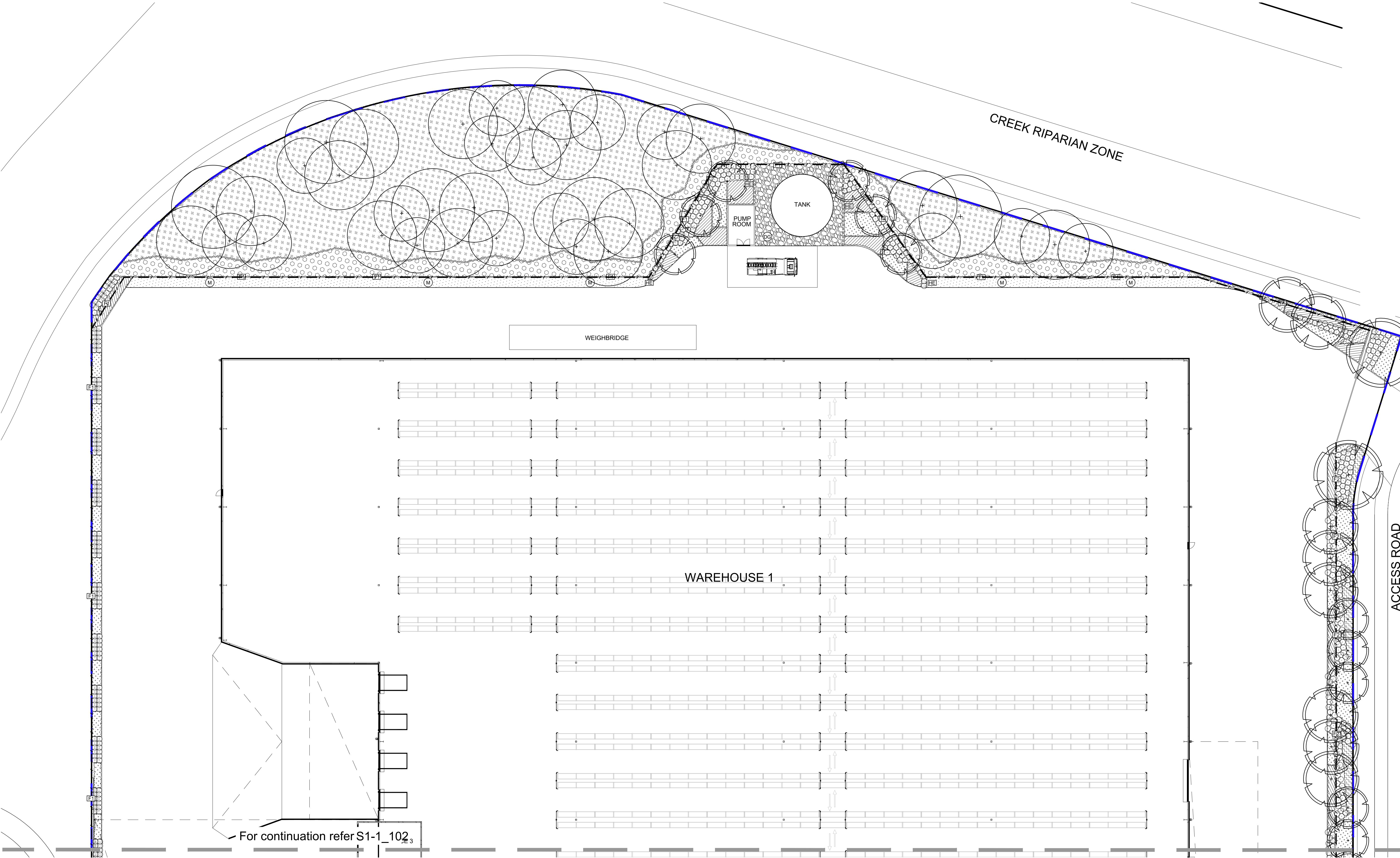
Project:
Aspect Industrial Estate
Mamre Rd
Kemps Creek

Drawing Name:
Cover Sheet
Lot 1

Scale:
Job Number:
SS19-4178

SSDA

Drawing Number:
Issue:
S1-1_000 P



NOT FOR CONSTRUCTION

© 2019 Site Image (NSW) Pty Ltd ABN 44 801 262 380 as agent for Site Image NSW Partnership. All rights reserved. This drawing is copyright and shall not be reproduced or copied in any form or by any means (graphic, electronic or mechanical including photocopy) without the written permission of Site Image (NSW) Pty Ltd. Any license, expressed or implied, to use this document for any purpose what so ever is restricted to the terms of the written agreement between Site Image (NSW) Pty Ltd and the instructing party.

The contractor shall check and verify all work on site (including work by others) before commencing the landscape installation. Any discrepancies are to be reported to the Project Manager or Landscape Architect prior to commencing work. Do not scale this drawing. Any required dimensions not shown shall be referred to the Landscape Architect for confirmation.

P	Architectural Coordination
O	Response to Comments
N	Response to Comments
M	Response to Comments
L	Planting Added
K	Mod 1
J	Revised For Comments
I	Architectural Coordination
H	Architectural Coordination
G	Architectural Coordination
F	Revised For Comment
E	Revised For Comment
D	Revised For Comment
C	Architectural Coordination
B	Architectural & Civil Updates
A	Preliminary
Issue	Revision Description

RH	NM	25.07.2022
LH	NM	06.07.2022
JW	NM	17.06.2022
RH	NM	19.05.2022
RH	NM	08.03.2022
RH	NM	07.03.2022
JW	NM	22.02.2022
RH	NM	16.02.2022
JW	NM	10.02.2022
JW	NM	15.10.2020
LM	NM	01.10.2020
JW	NM	21.05.2020
JW	NM	13.05.2020
JW	NM	29.04.2020
JD	NM	24.02.2020
JD	NM	07.11.2019
Draw	Check	Date

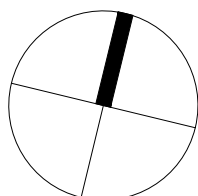
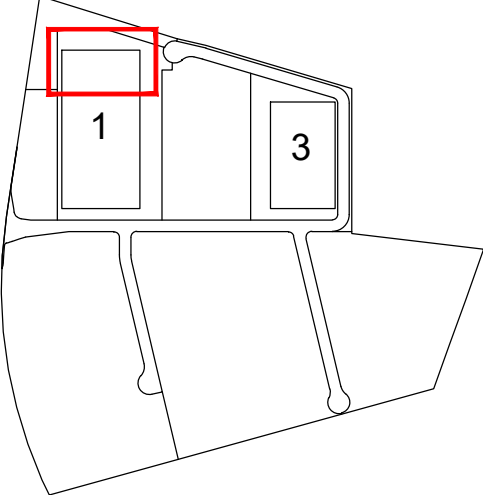
LEGEND

[Symbol]	Extent of Works
[Symbol]	Property Boundary
[Symbol]	Proposed Tree
[Symbol]	Groundcover Planting
[Symbol]	Proposed Shrubs

[Symbol]	Planting Matrix
[Symbol]	Low Groundcover Matrix
[Symbol]	Turf
[Symbol]	Chainmesh Fence
[Symbol]	Palisade Fence

[Symbol]	Mulch
[Symbol]	Decorative Gravel
[Symbol]	Concrete Paving
[Symbol]	Unit Paving
[Symbol]	Hard Edging

Key Plan:



SITE IMAGE
Landscape Architects
Level 1, 3-5 Baptist Street
Redfern NSW 2016
Australia
Tel: (61 2) 8332 5600
Fax: (61 2) 9698 2877
www.siteimage.com.au

Client:
Mirvac


Project:
**Aspect Industrial Estate
Mamre Rd
Kemps Creek**

Drawing Name:
**Landscape Plan
Lot 1**

Scale: 1:250 @ A1
Job Number:
SS19-4178

SSDA
0 1 2 4 6 10m
Drawing Number:
S1-1_101

Issue:
P



NOT FOR CONSTRUCTION

© 2019 Site Image (NSW) Pty Ltd ABN 44 801 262 380 as agent for Site Image NSW Partnership. All rights reserved. This drawing is copyright and shall not be reproduced or copied in any form or by any means (graphic, electronic or mechanical including photocopy) without the written permission of Site Image (NSW) Pty Ltd. Any license, expressed or implied, to use this document for any purpose what so ever is restricted to the terms of the written agreement between Site Image (NSW) Pty Ltd and the instructing party.

The contractor shall check and verify all work on site (including work by others) before commencing the landscape installation. Any discrepancies are to be reported to the Project Manager or Landscape Architect prior to commencing work. Do not scale this drawing. Any required dimensions not shown shall be referred to the Landscape Architect for confirmation.

P	Architectural Coordination
O	Response to Comments
N	Response to Comments
M	Response to Comments
L	Planting Added
K	Mod 1
J	Revised For Comments
I	Architectural Coordination
H	Architectural Coordination
G	Architectural Coordination
F	Revised For Comment
E	Revised For Comment
D	Revised For Comment
C	Architectural Coordination
B	Architectural & Civil Updates
A	Preliminary
Issue	Revision Description

RH	NM	25.07.2022
LH	NM	06.07.2022
JW	NM	17.06.2022
RH	NM	19.05.2022
RH	NM	08.03.2022
RH	NM	07.03.2022
JW	NM	22.02.2022
RH	NM	16.02.2022
RH	NM	10.02.2022
JW	NM	15.10.2020
LM	NM	01.10.2020
JW	NM	21.05.2020
JW	NM	13.05.2020
JW	NM	29.04.2020
JD	NM	24.02.2020
JD	NM	07.11.2019
Draw	Check	Date

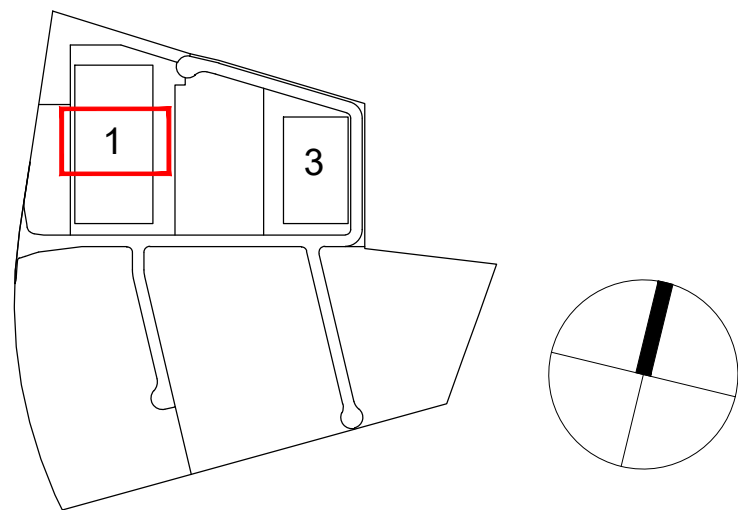
LEGEND

	Extent of Works
	Property Boundary
	Proposed Tree
	Groundcover Planting
	Proposed Shrubs

	Planting Matrix
	Low Groundcover Matrix
	Turf
	Chainmesh Fence
	Palisade Fence

	Mulch
	Decorative Gravel
	Concrete Paving
	Unit Paving
	Hard Edging

Key Plan:



SITE IMAGE



Client:
Mirvac

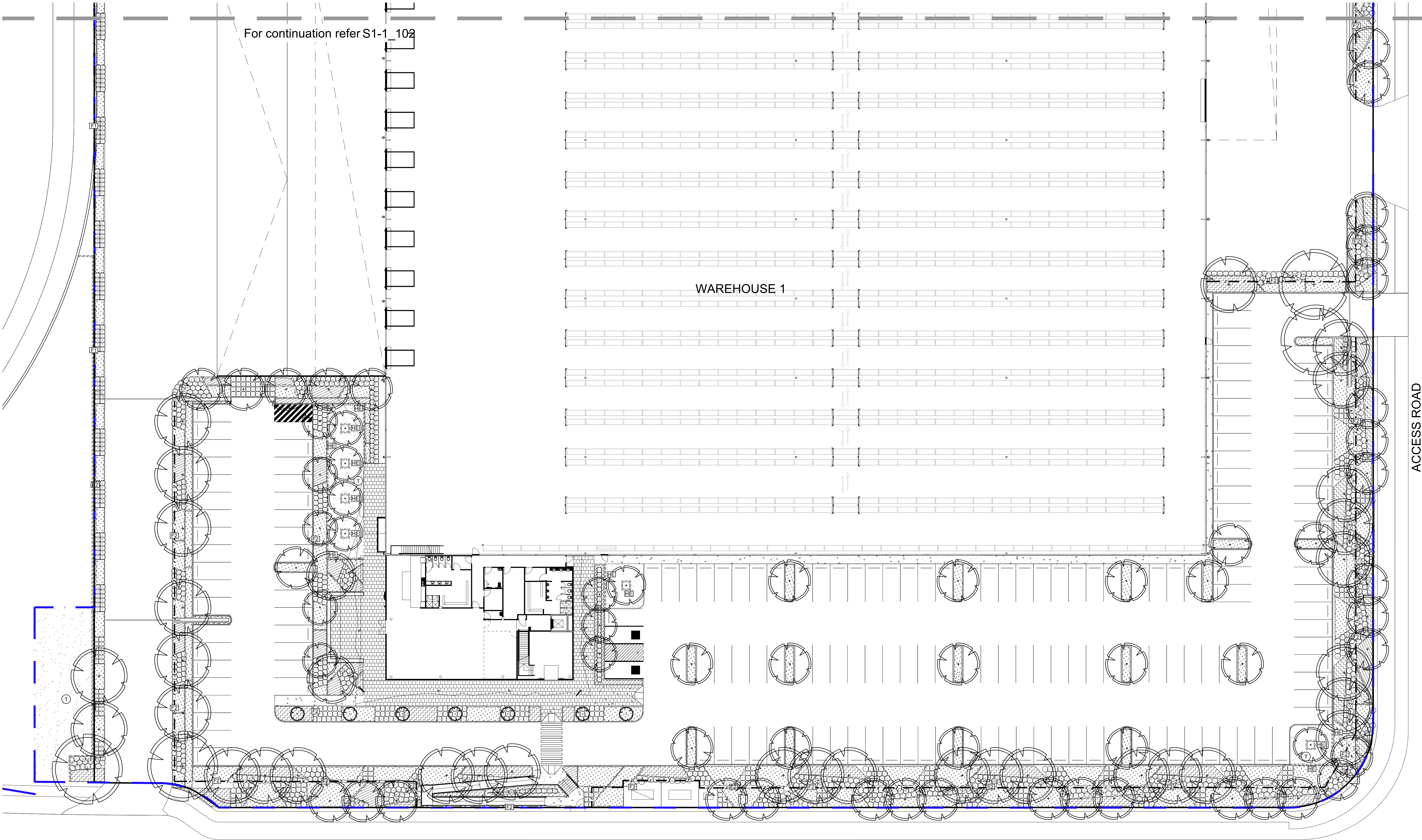
Project:
Aspect Industrial Estate
Mamre Rd
Kemps Creek

Drawing Name:
Landscape Plan
Lot 1

Scale: 1:250 @ A1
Job Number:
SS19-4178

SSDA
0 1 2 4 6 10m
Drawing Number:
S1-1_102

Issue:
P



NOT FOR CONSTRUCTION

© 2019 Site Image (NSW) Pty Ltd ABN 44 801 262 380 as agent for Site Image NSW Partnership. All rights reserved. This drawing is copyright and shall not be reproduced or copied in any form or by any means (graphic, electronic or mechanical including photocopy) without the written permission of Site Image (NSW) Pty Ltd. Any license, expressed or implied, to use this document for any purpose what so ever is restricted to the terms of the written agreement between Site Image (NSW) Pty Ltd and the instructing party.

The contractor shall check and verify all work on site (including work by others) before commencing the landscape installation. Any discrepancies are to be reported to the Project Manager or Landscape Architect prior to commencing work. Do not scale this drawing. Any required dimensions not shown shall be referred to the Landscape Architect for confirmation.

P	Architectural Coordination
O	Response to Comments
N	Response to Comments
M	Response to Comments
L	Planting Added
K	Mod 1
J	Revised For Comments
I	Architectural Coordination
H	Architectural Coordination
G	Architectural Coordination
F	Revised For Comment
E	Revised For Comment
D	Revised For Comment
C	Architectural Coordination
B	Architectural & Civil Updates
A	Preliminary
Issue	Revision Description

RH	NM	25.07.2022
LH	NM	06.07.2022
JW	NM	17.06.2022
RH	NM	19.05.2022
RH	NM	08.03.2022
RH	NM	07.03.2022
NM	NM	22.02.2022
RH	NM	16.02.2022
RH	NM	10.02.2022
JW	NM	15.10.2020
LM	NM	01.10.2020
JW	NM	21.05.2020
JW	NM	13.05.2020
JW	NM	29.04.2020
JD	NM	24.02.2020
JD	NM	07.11.2019
Drawn	Check	Date

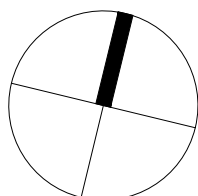
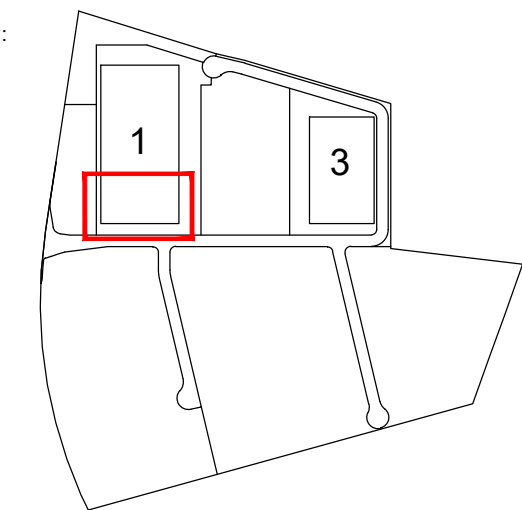
LEGEND

	Extent of Works
	Property Boundary
	Proposed Tree Refer to Plant Schedule
	Groundcover Planting Refer to Plant Schedule
	Proposed Shrubs Refer to Plant Schedule

	Planting Matrix Refer to Plant Schedule & Detail
	Low Groundcover Matrix Refer to Plant Schedule & Detail
	Turf
	Chainmesh Fence
	Palisade Fence

	Mulch
	Decorative Gravel
	Concrete Paving
	Unit Paving
	Hard Edging

Key Plan:



SITE IMAGE
Landscape Architects
Level 1, 3-5 Baptist Street
Redfern NSW 2016
Australia
Tel: (61 2) 8332 5600
Fax: (61 2) 9698 2877
www.siteimage.com.au

Client:
Mirvac

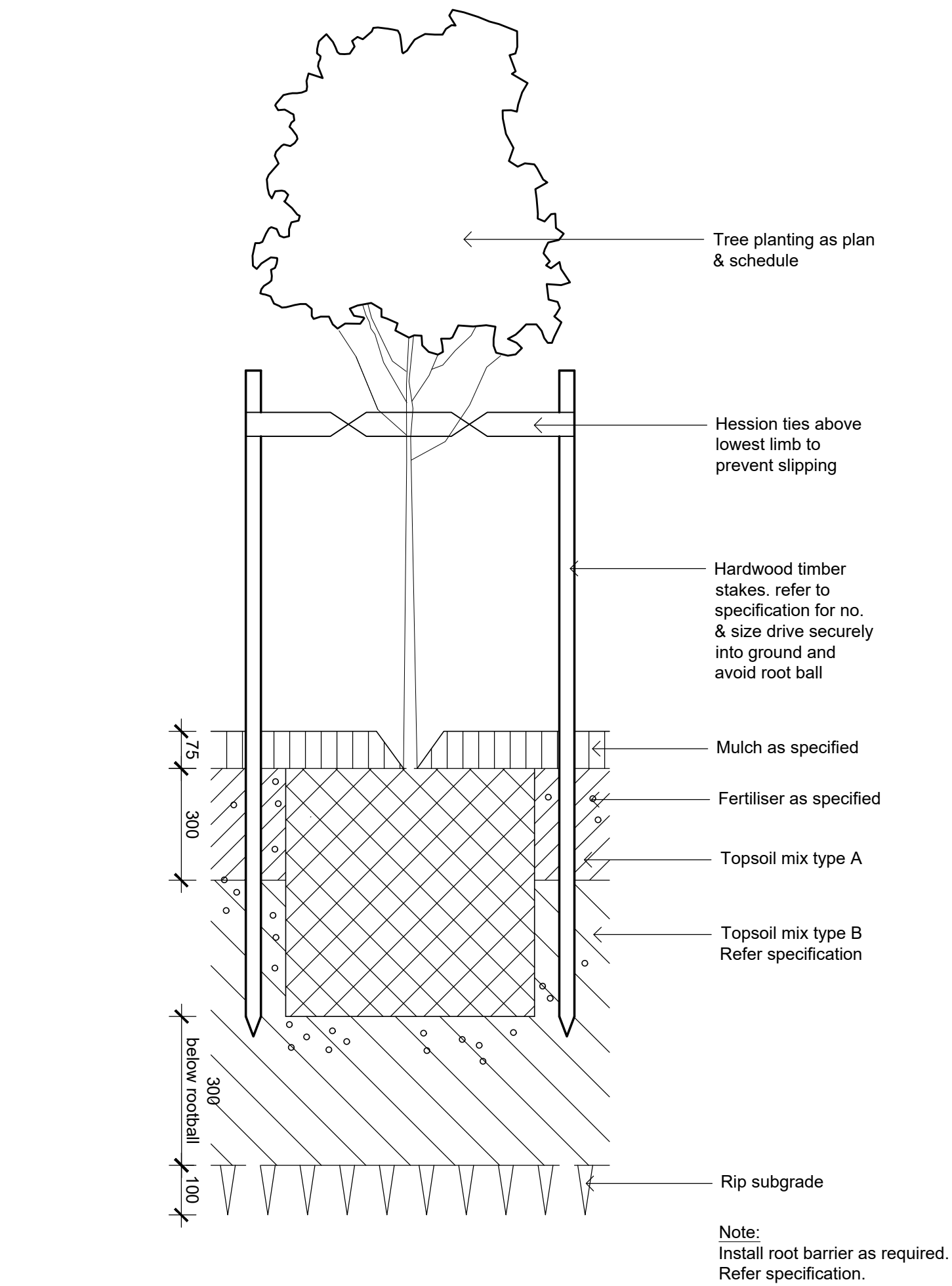
Project:
**Aspect Industrial Estate
Mamre Rd
Kemps Creek**

Drawing Name:
**Landscape Plan
Lot 1**

Scale: 1:250 @ A1
Job Number:
SS19-4178

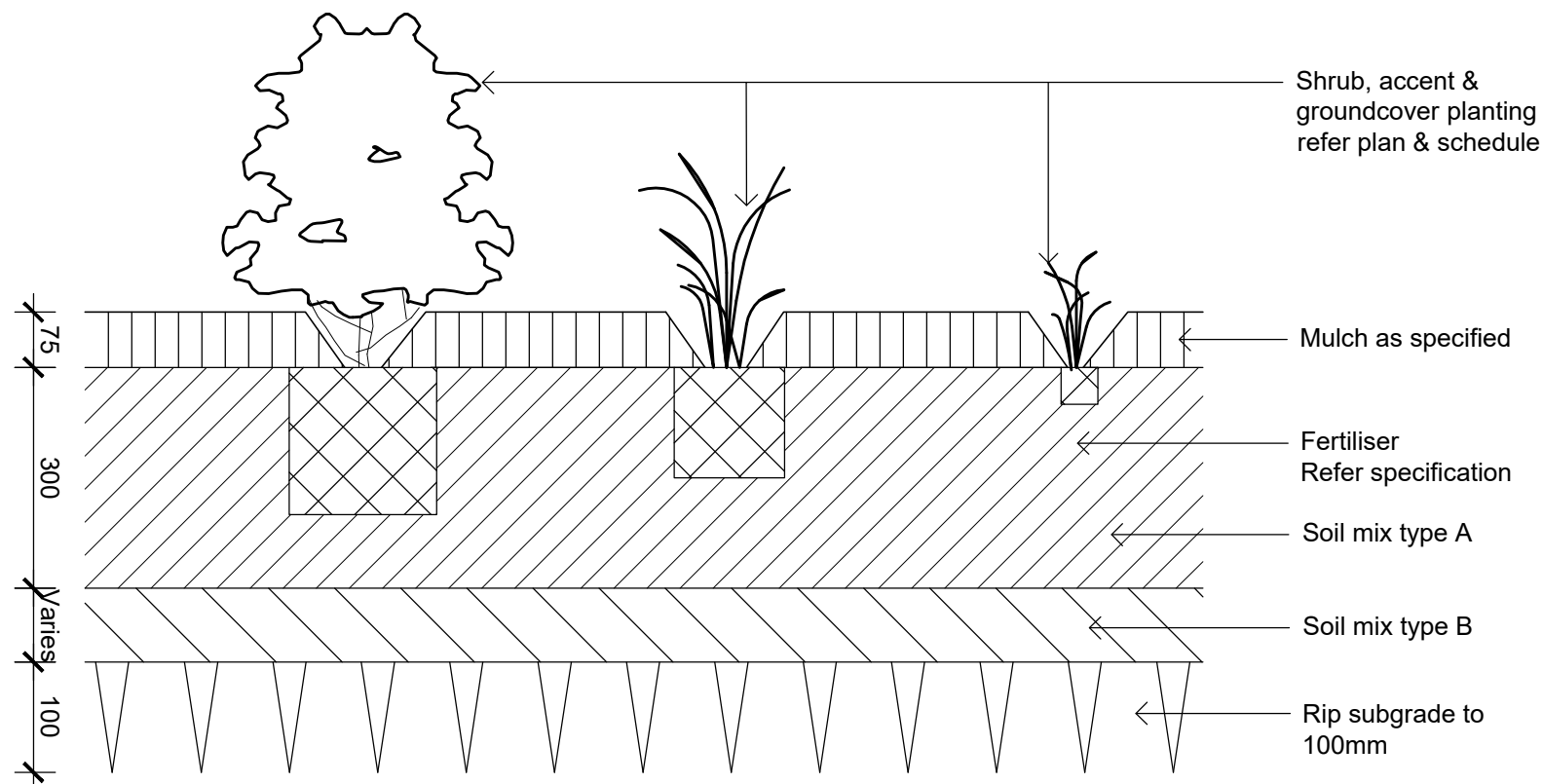
SSDA
0 1 2 4 6 10m
Drawing Number:
S1-1_103

Issue:
P



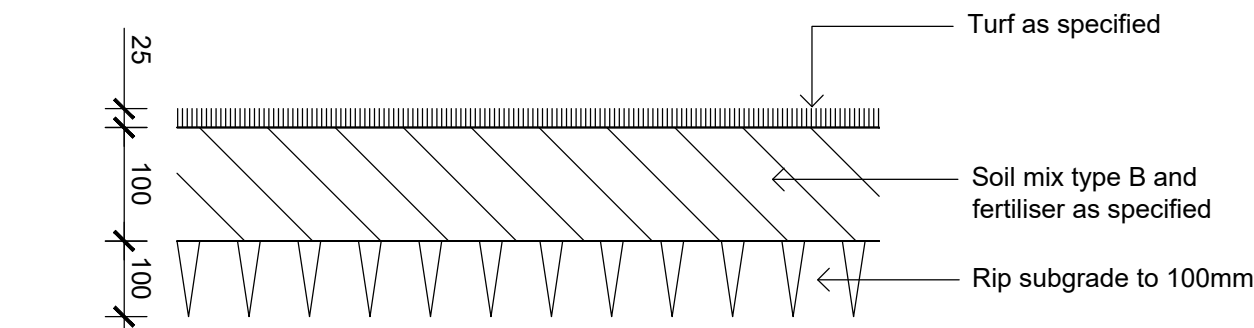
Detail 75-200L Tree Planting on Grade

1:10



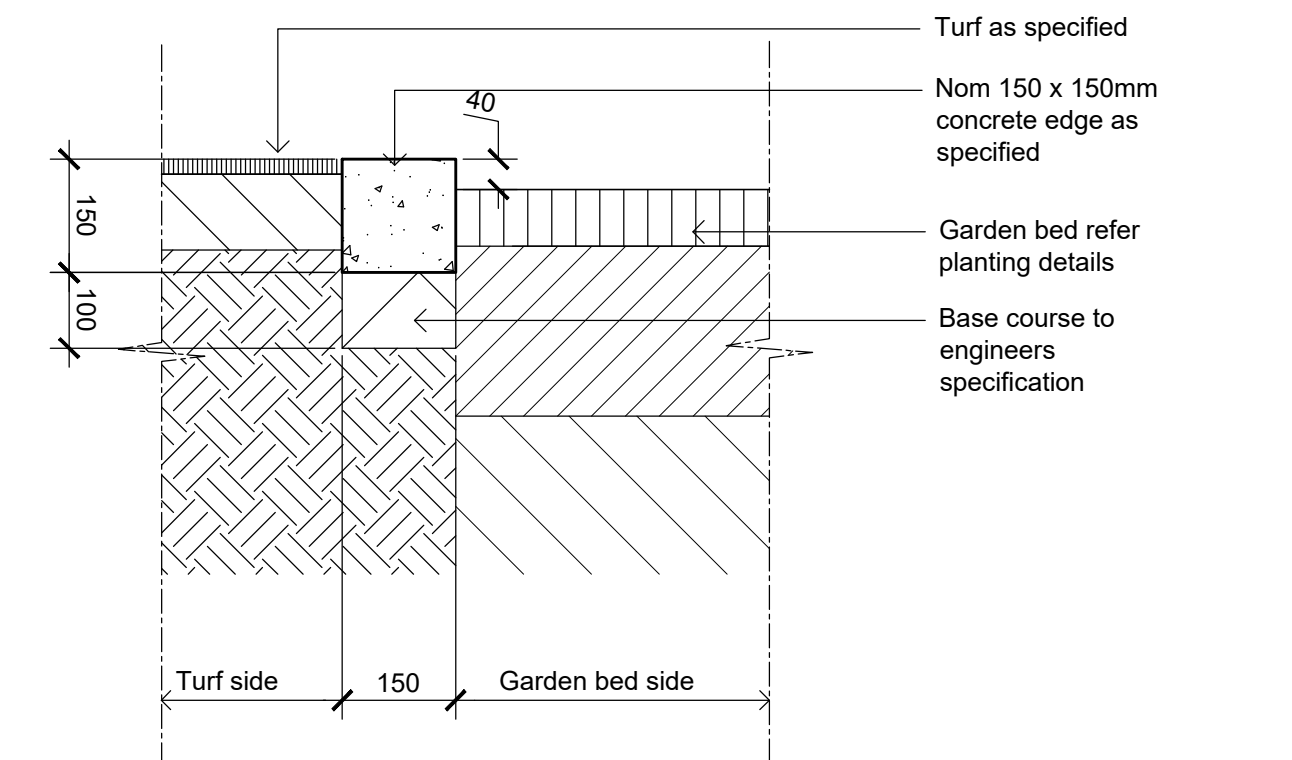
Detail Shrub Accent & Groundcover Planting on Grade

1:10



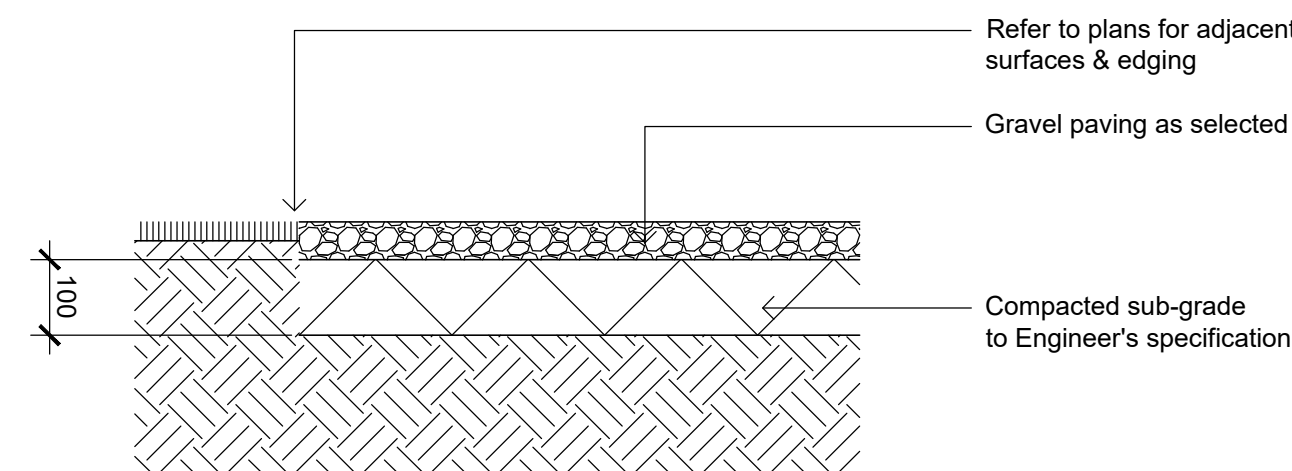
Detail Turf on Even Grade

1:10



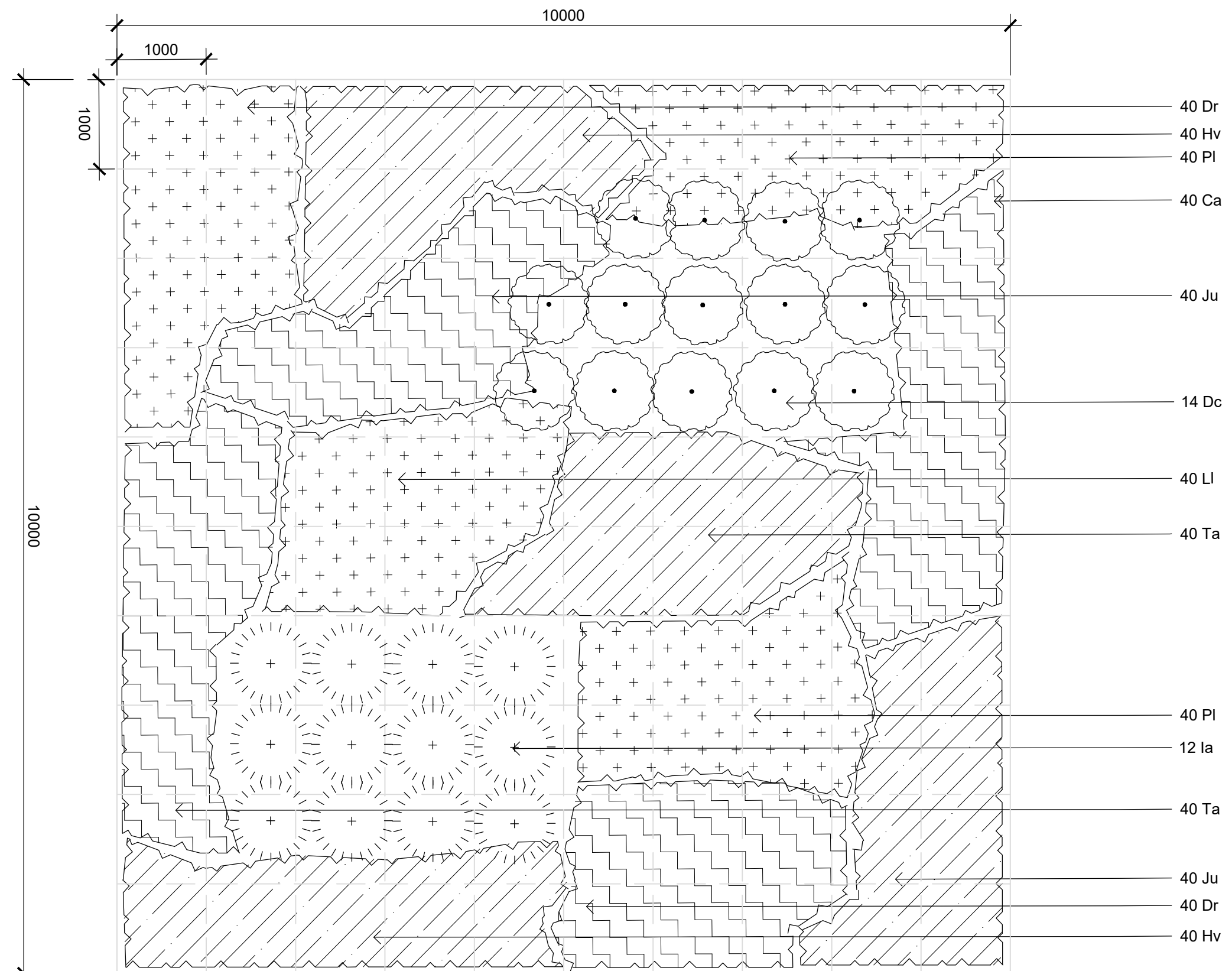
Typical Concrete Edge

1:10



Gravel Paving on Grade

1:10



Planting Matrix

1:50

NOT FOR CONSTRUCTION

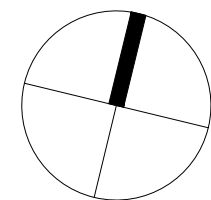
© 2019 Site Image (NSW) Pty Ltd ABN 44 801 262 380 as agent for Site Image NSW Partnership. All rights reserved. This drawing is copyright and shall not be reproduced or copied in any form or by any means (graphic, electronic or mechanical including photocopy) without the written permission of Site Image (NSW) Pty Ltd. Any license, expressed or implied, to use this document for any purpose what so ever is restricted to the terms of the written agreement between Site Image (NSW) Pty Ltd and the instructing party.

The contractor shall check and verify all work on site (including work by others) before commencing the landscape installation. Any discrepancies are to be reported to the Project Manager or Landscape Architect prior to commencing work. Do not scale this drawing. Any required dimensions not shown shall be referred to the Landscape Architect for confirmation.

LEGEND

L	Planting Added	RH	NM	08.03.2022
K	Mod 1	RH	NM	07.03.2022
J	Revised For Comments	JW	NM	22.02.2022
I	Architectural Coordination	RH	NM	16.02.2022
H	Architectural Coordination	RH	NM	10.02.2022
G	Architectural Coordination	JW	NM	15.10.2020
F	Revised For Comment	LM	NM	01.10.2020
E	Revised For Comment	JW	NM	21.05.2020
D	Revised For Comment	JW	NM	13.05.2020
C	Architectural Coordination	JW	NM	29.04.2020
B	Architectural & Civil Updates	JD	NM	24.02.2020
A	Preliminary	JD	NM	07.11.2019
Issue	Revision Description	Drawn	Check	Date

Key Plan:



SITE IMAGE
Landscape Architects
Level 1, 3-5 Baptist Street
Redfern NSW 2016
Australia
Tel: (61 2) 8332 5600
Fax: (61 2) 9698 2877
www.siteimage.com.au

Client:
Mirvac

Project:
**Aspect Industrial Estate
Mamre Rd
Kemps Creek**

Drawing Name:
Landscape Details

Scale:
Job Number:
SS19-4178

SSDA

Drawing Number:
S1-1_501
Issue:
L

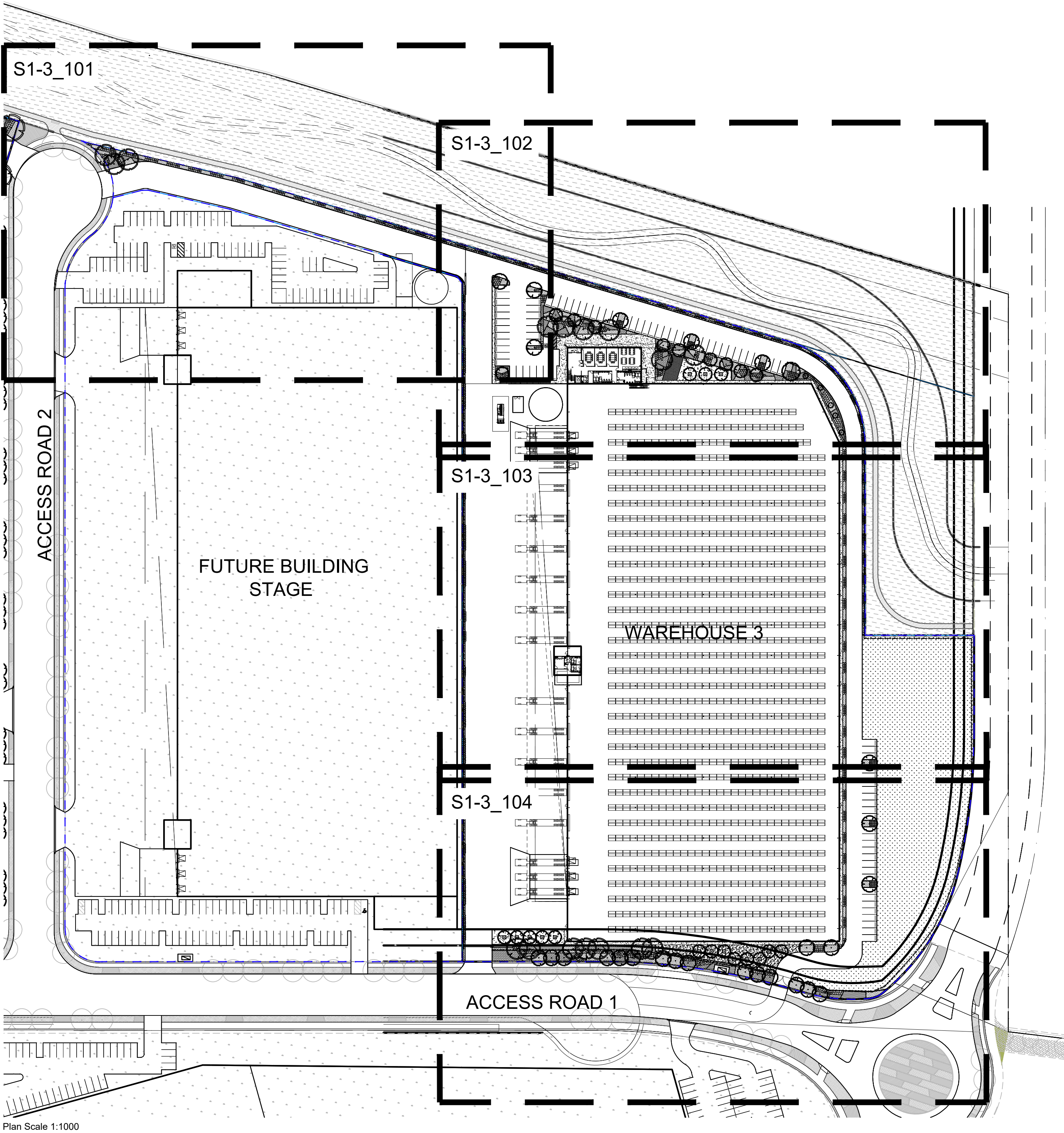
Aspect Industrial Estate - Lot 3 (On Lot Works)

Mamre Road, Kemps Creek Landscape Package

Drawing Schedule

Drawing Number	Drawing Title	Scale
S1-3_000	Landscape Coversheet	N/A
S1-3_101	Landscape Plan - Lot 3	1:250
S1-3_102	Landscape Plan - Lot 3	1:250
S1-3_103	Landscape Plan - Lot 3	1:250
S1-3_104	Landscape Plan - Lot 3	1:250
S1-3_501	Landscape Details	As Shown

Indicative Plant Schedule Lot 3						
Botanic Name	Common Name	Mature Size (h x w) (m)	Pot Size	Spacing	Endemic Vegetation Community	DCP
TREES						
<i>Acer buergerianum</i>	Trident Maple	6 x 6	100L	As Shown		
<i>Angophora costata</i>	Smooth Barked Apple	20 x 10	200L	As Shown		
<i>Angophora floribunda</i>	Rough Barked Apple	20 x 10	200L	As Shown		
<i>Brachychiton acerifolium</i>	Illawarra flame tree	20 x 15	100L	As Shown		
<i>Corymbia maculata</i>	Spotted Gum	30 x 8	200L	As Shown		
<i>Eucalyptus eugenioides</i>	Thin leaved stringybark	20 x 8	200L	As Shown		
<i>Eucalyptus punctata</i>	Grey Gum	25 x 8	200L	As Shown		
<i>Eucalyptus tereticomis</i>	Forest Red Gum	35 x 12	200L	As Shown		
<i>Fraxinus 'Urbanite'</i>	Urbanite Ash	11 x 8	100L	As Shown		
<i>Lagerstroemia 'Natchez'</i>	Crepe Myrtle	8 x 6	100L	As Shown		
<i>Melaleuca styphelioides</i>	Prickly Leaved Paperbark	8 x 6	200L	As Shown		
<i>Nyssa sylvatica</i>	Tupelo	12 x 6	100L	As Shown		
<i>Quercus palustris</i>	Pin Oak	15 x 8	100L	As Shown		
SHRUBS & ACCENTS						
<i>Acmena smithii</i> var. minor	Lilly Pilly	2 x 2	200mm	As Shown		
<i>Alternanthera dentata</i> 'Little Ruby'		.15 x .6	200mm	As Shown		
<i>Callistemon 'Endeavour'</i>	Bottlebrush	.2x3	200mm	As Shown		
<i>Callistemon 'Little John'</i>	Dwarf Bottle Brush	1 x 1	200mm	As Shown		
<i>Dodonaea viscosa</i> subsp. <i>cuneata</i>	Wedge-leaf Hop-bush	1 x 2	200mm	As Shown		
<i>Loropetalum 'Purple Pixie'</i>		.5 x 1.2	200mm	As Shown		
<i>Melaleuca linariifolia</i> 'Claret Tops'	Honey Myrtle	1 x 1	200mm	As Shown		
<i>Phormium tenax</i> 'Purpureum'	Bronze Flax	1.5 x 1	200mm	As Shown		
<i>Pittosporum 'Miss Muffet'</i>	Miss Muffet Pittosporum	1 x 1	200mm	As Shown		
<i>Rhaphiolepis 'Oriental Pearl'</i>		1 X 1	200mm	As Shown		
<i>Westringia fruticosa</i>	Coastal Rosemary	2 x 2	200mm	As Shown		
<i>Viburnum odoratissimum</i>	Sweet Viburnum	1.5 x 1	200mm	As Shown		
GRASSES AND GROUNDCOVERS						
<i>Carpobrotus glaucescens</i>	Pigface	.15 x 1	150mm	5/m2		
<i>Dichondra repens</i>	Kidney Weed		150mm	5/m2		
<i>Gazania tomentosa</i>	Silver Gazania	.15 x 1	150mm	5/m2		
<i>Diets grandiflora</i>	Wild Iris	.4 x .6	150mm	5/m2		
<i>Hardenbergia violacea</i>	Purple Coral Pea		150mm	5/m2		
<i>Liriope 'Evergreen Giant'</i>	Liriope	8 x 8	150mm	5/m2		
<i>Liriope 'Just Right'</i>	Liriope	4 x 4	150mm	5/m2		
<i>Lomandra longifolia</i>	Matt Rush	1 x 1	150mm	5/m2		
<i>Myoporum parvifolium</i>	Creeping Boobialla	.3 x 2	150mm	5/m2		
<i>Poa 'Kingsdale'</i>	Tussock Grass	.3 x 6	150mm	5/m2		
<i>Pennisetum 'Nafray'</i>	Swamp Foxtail Grass	6 x 6	150mm	5/m2		
<i>Trachelospermum jasminoides</i>	Star Jasmine	0.3 x 0.3	150mm	5/m2		



NOT FOR CONSTRUCTION

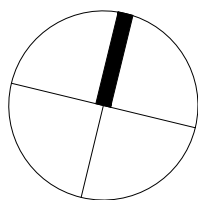
© 2019 Site Image (NSW) Pty Ltd ABN 44 801 262 380 as agent for Site Image NSW Partnership. All rights reserved. This drawing is copyright and shall not be reproduced or copied in any form or by any means (graphic, electronic or mechanical including photocopy) without the written permission of Site Image (NSW) Pty Ltd. Any license, expressed or implied, to use this document for any purpose what so ever is restricted to the terms of the written agreement between Site Image (NSW) Pty Ltd and the instructing party.

The contractor shall check and verify all work on site (including work by others) before commencing the landscape installation. Any discrepancies are to be reported to the Project Manager or Landscape Architect prior to commencing work. Do not scale this drawing. Any required dimensions not shown shall be referred to the Landscape Architect for confirmation.

LEGEND					
L	Response to Comments	JW	NM	17.06.2022	
K	Mod 1	RH	NM	07.03.2022	
J	Revised For Comments	JW	NM	22.02.2022	
I	Architectural Coordination	RH	NM	16.02.2022	
H	Architectural Coordination	RH	NM	10.02.2022	
G	Architectural Coordination	JW	NM	15.10.2020	
F	Revised For Comment	LM	NM	01.10.2020	
E	Revised For Comment	JW	NM	21.05.2020	
D	Revised For Comment	JW	NM	13.05.2020	
C	Architectural Coordination	JW	NM	29.04.2020	
B	Architectural & Civil Updates	JD	NM	24.02.2020	
A	Preliminary	JD	NM	07.11.2019	
Issue	Revision Description	Drawn	Check	Date	

LEGEND

Key Plan:



SITE IMAGE

Landscape Architects

Level 1, 3-5 Baptist Street
Redfern NSW 2016
Australia

Tel: (61 2) 8332 5600
Fax: (61 2) 9698 2877
www.siteimage.com.au

Client:
Mirvac

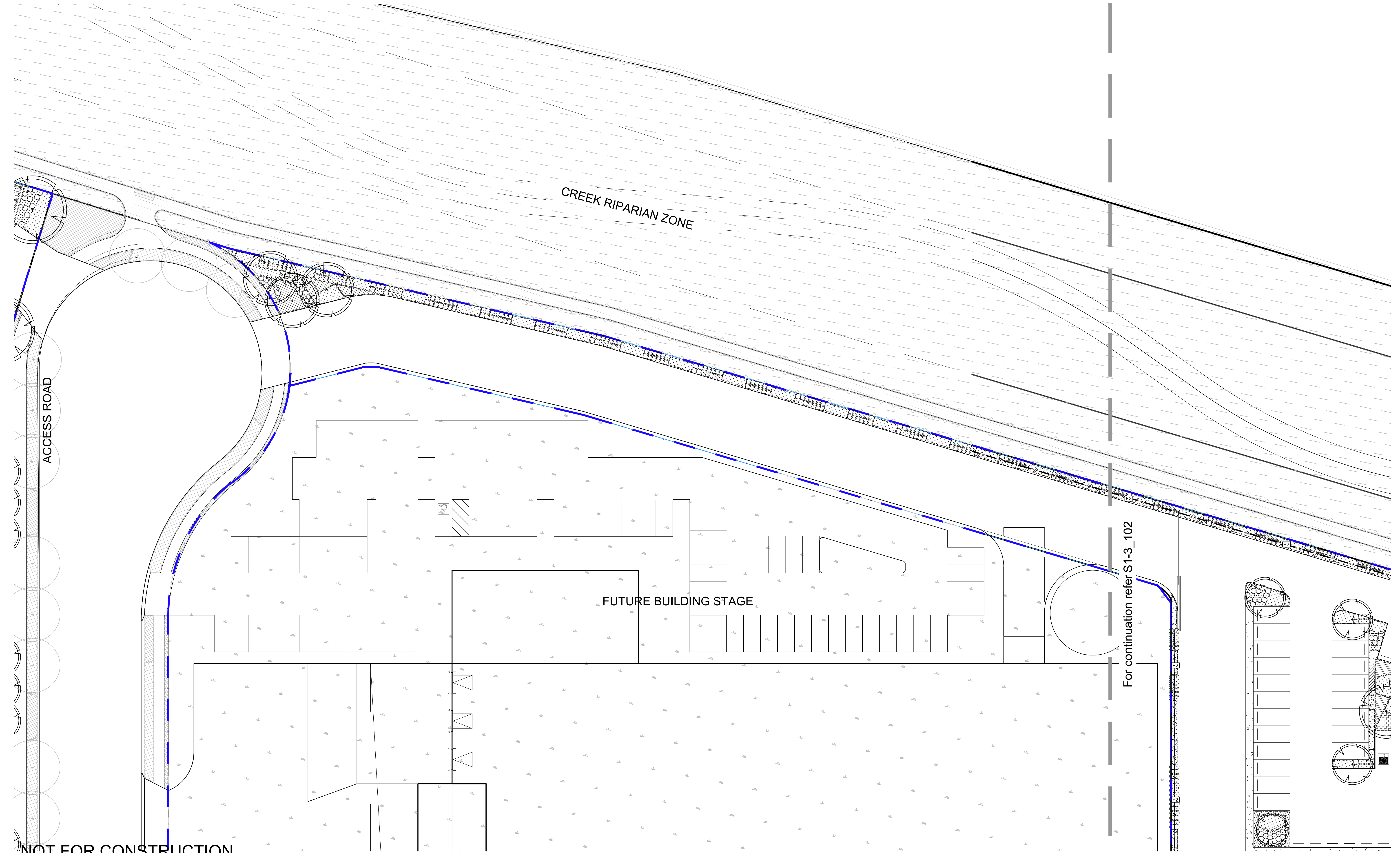
Project:
Aspect Industrial Estate
Mamre Rd
Kemps Creek

Drawing Name:
Cover Sheet
Lot 3

Scale:
Job Number:
SS19-4178

SSDA

Drawing Number:
S1-3_000
Issue:
L



NOT FOR CONSTRUCTION

© 2019 Site Image (NSW) Pty Ltd ABN 44 801 262 380 as agent for Site Image NSW Partnership. All rights reserved. This drawing is copyright and shall not be reproduced or copied in any form or by any means (graphic, electronic or mechanical including photocopy) without the written permission of Site Image (NSW) Pty Ltd. Any license, expressed or implied, to use this document for any purpose what so ever is restricted to the terms of the written agreement between Site Image (NSW) Pty Ltd and the instructing party.

The contractor shall check and verify all work on site (including work by others) before commencing the landscape installation. Any discrepancies are to be reported to the Project Manager or Landscape Architect prior to commencing work. Do not scale this drawing. Any required dimensions not shown shall be referred to the Landscape Architect for confirmation.

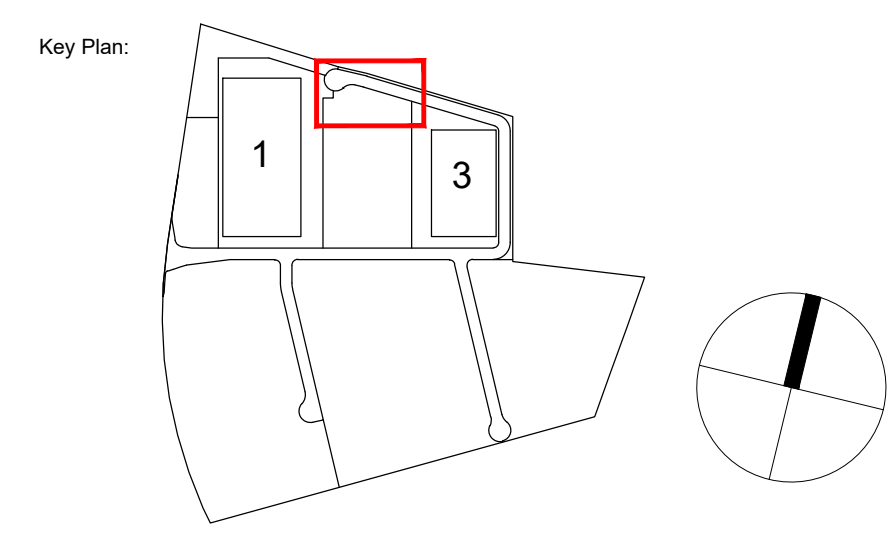
A1

L	Response to Comments	JW	NM	17.06.2022
K	Mod 1	RH	NM	07.03.2022
J	Revised For Comments	JW	NM	22.02.2022
I	Architectural Coordination	RH	NM	16.02.2022
H	Architectural Coordination	RH	NM	10.02.2022
G	Architectural Coordination	JW	NM	15.10.2020
F	Revised For Comment	LM	NM	01.10.2020
E	Revised For Comment	JW	NM	21.05.2020
D	Revised For Comment	JW	NM	13.05.2020
C	Architectural Coordination	JW	NM	29.04.2020
B	Architectural & Civil Updates	JD	NM	24.02.2020
A	Preliminary	JD	NM	07.11.2019
Issue	Revision Description	Drawn	Check	Date

LEGEND	
	Extent of Works
	Property Boundary
	Proposed Tree Refer to Plant Schedule
	Groundcover Planting Refer to Plant Schedule
	Proposed Shrubs Refer to Plant Schedule

	Palisade Fence
	Hard Edging
	Turf
	Spray Grass

	Concrete Paving
	Unit Paving



SITE IMAGE
Landscape Architects
Level 1, 3-5 Baptist Street
Redfern NSW 2016
Australia
Tel: (61 2) 8332 5600
Fax: (61 2) 9698 2877
www.siteimage.com.au

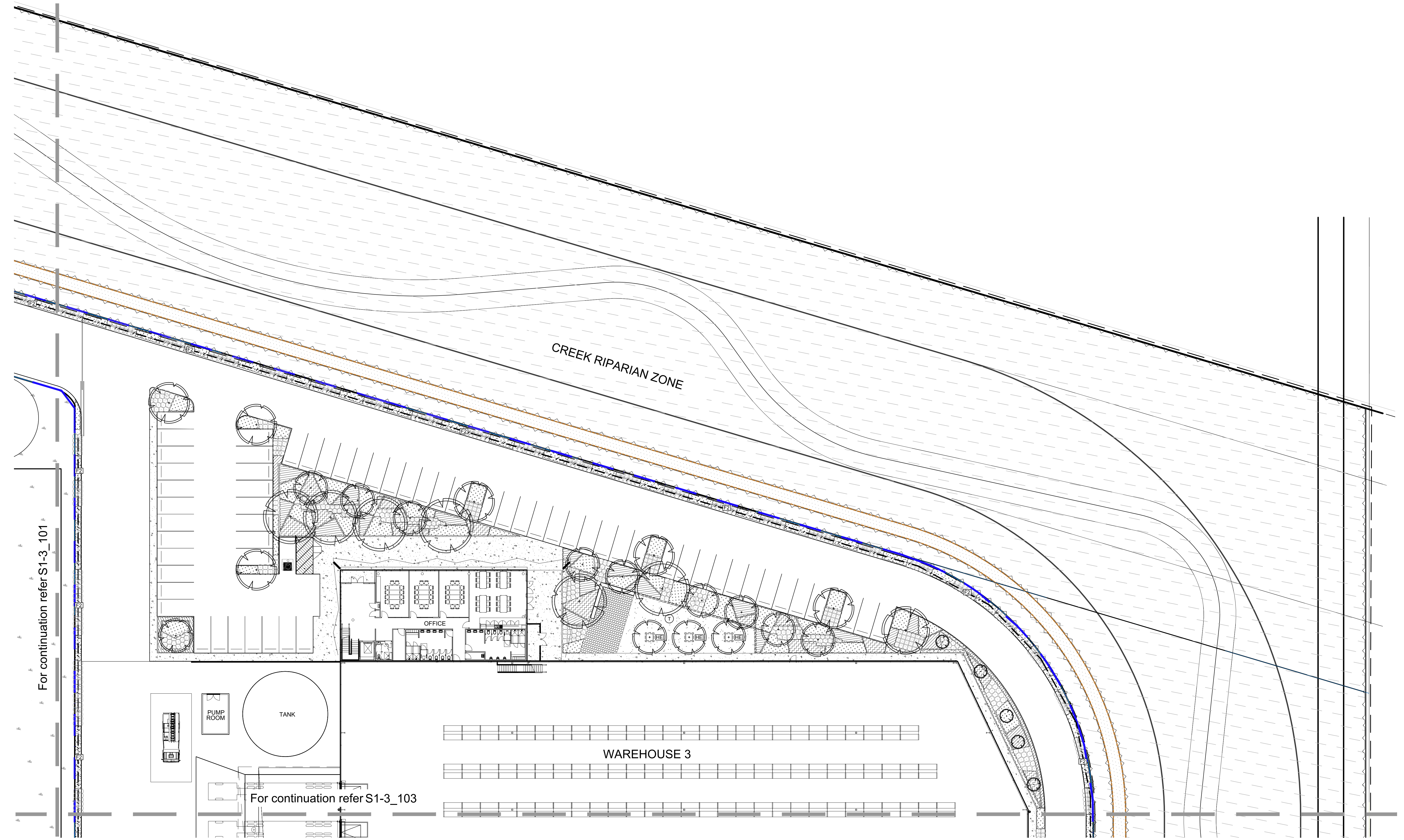
Client:
Mirvac

Project:
Aspect Industrial Estate
Mamre Rd
Kemps Creek

Drawing Name:
Landscape Plan
Lot 3

Scale: 1:250 @ A1
Job Number:
SS19-4178

SSDA
0 1 2 4 6 10m
Drawing Number:
S1-3_101
Issue:
L



For continuation refer S1-3_101

For continuation refer S1-3_103

NOT FOR CONSTRUCTION

© 2019 Site Image (NSW) Pty Ltd ABN 44 801 262 380 as agent for Site Image NSW Partnership. All rights reserved. This drawing is copyright and shall not be reproduced or copied in any form or by any means (graphic, electronic or mechanical including photocopy) without the written permission of Site Image (NSW) Pty Ltd. Any license, expressed or implied, to use this document for any purpose what so ever is restricted to the terms of the written agreement between Site Image (NSW) Pty Ltd and the instructing party.

The contractor shall check and verify all work on site (including work by others) before commencing the landscape installation. Any discrepancies are to be reported to the Project Manager or Landscape Architect prior to commencing work. Do not scale this drawing. Any required dimensions not shown shall be referred to the Landscape Architect for confirmation.

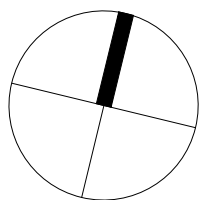
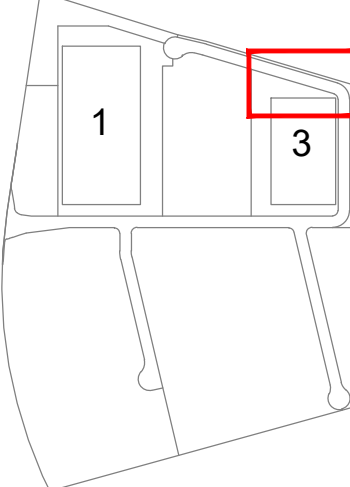
Issue	Revision Description	Drawn	Check	Date
L	Response to Comments	JW	NM	17.06.2022
K	Mod 1	RH	NM	07.03.2022
J	Revised For Comments	JW	NM	22.02.2022
I	Architectural Coordination	RH	NM	16.02.2022
H	Architectural Coordination	RH	NM	10.02.2022
G	Architectural Coordination	JW	NM	15.10.2020
F	Revised For Comment	LM	NM	01.10.2020
E	Revised For Comment	JW	NM	21.05.2020
D	Revised For Comment	JW	NM	13.05.2020
C	Architectural Coordination	JW	NM	29.04.2020
B	Architectural & Civil Updates	JD	NM	24.02.2020
A	Preliminary	JD	NM	07.11.2019

LEGEND	
	Extent of Works
	Property Boundary
	Proposed Tree Refer to Plant Schedule
	Groundcover Planting Refer to Plant Schedule
	Proposed Shrubs Refer to Plant Schedule

	Palisade Fence
	Hard Edging
	Turf
	Spray Grass

	Concrete Paving
	Unit Paving

Key Plan:



SITE IMAGE
Landscape Architects
Level 1, 3-5 Baptist Street
Redfern NSW 2016
Australia
Tel: (61 2) 8332 5600
Fax: (61 2) 9698 2877
www.siteimage.com.au

Client:
Mirvac


Project:
**Aspect Industrial Estate
Mamre Rd
Kemps Creek**

Drawing Name:
**Landscape Plan
Lot 3**

Scale: 1:250 @ A1
Job Number:
SS19-4178

SSDA
0 1 2 4 6 10m
Drawing Number:
S1-3_102

Issue:
L



NOT FOR CONSTRUCTION

© 2019 Site Image (NSW) Pty Ltd ABN 44 801 262 380 as agent for Site Image NSW Partnership. All rights reserved. This drawing is copyright and shall not be reproduced or copied in any form or by any means (graphic, electronic or mechanical including photocopy) without the written permission of Site Image (NSW) Pty Ltd. Any license, expressed or implied, to use this document for any purpose what so ever is restricted to the terms of the written agreement between Site Image (NSW) Pty Ltd and the instructing party.

The contractor shall check and verify all work on site (including work by others) before commencing the landscape installation. Any discrepancies are to be reported to the Project Manager or Landscape Architect prior to commencing work. Do not scale this drawing. Any required dimensions not shown shall be referred to the Landscape Architect for confirmation.

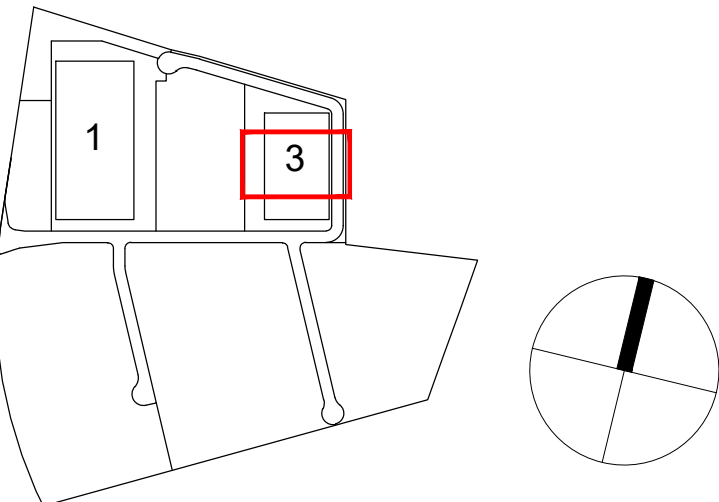
L	Response to Comments	JW	NM	17.06.2022
K	Mod 1	RH	NM	07.03.2022
J	Revised For Comments	JW	NM	22.02.2022
I	Architectural Coordination	RH	NM	16.02.2022
H	Architectural Coordination	RH	NM	10.02.2022
G	Architectural Coordination	JW	NM	15.10.2020
F	Revised For Comment	LM	NM	01.10.2020
E	Revised For Comment	JW	NM	21.05.2020
D	Revised For Comment	JW	NM	13.05.2020
C	Architectural Coordination	JW	NM	29.04.2020
B	Architectural & Civil Updates	JD	NM	24.02.2020
A	Preliminary	JD	NM	07.11.2019
Issue	Revision Description	Drawn	Check	Date

LEGEND	
	Extent of Works
	Property Boundary
	Proposed Tree
	Groundcover Planting
	Proposed Shrubs
	Palisade Fence
	Hard Edging
	Turf
	Spray Grass
	Concrete Paving
	Unit Paving

	Palisade Fence
	Hard Edging
	Turf
	Spray Grass

	Concrete Paving
	Unit Paving

Key Plan:



SITE IMAGE
Landscape Architects
Level 1, 3-5 Baptist Street
Redfern NSW 2016
Australia
Tel: (61 2) 8332 5600
Fax: (61 2) 9698 2877
www.siteimage.com.au

Client:
Mirvac

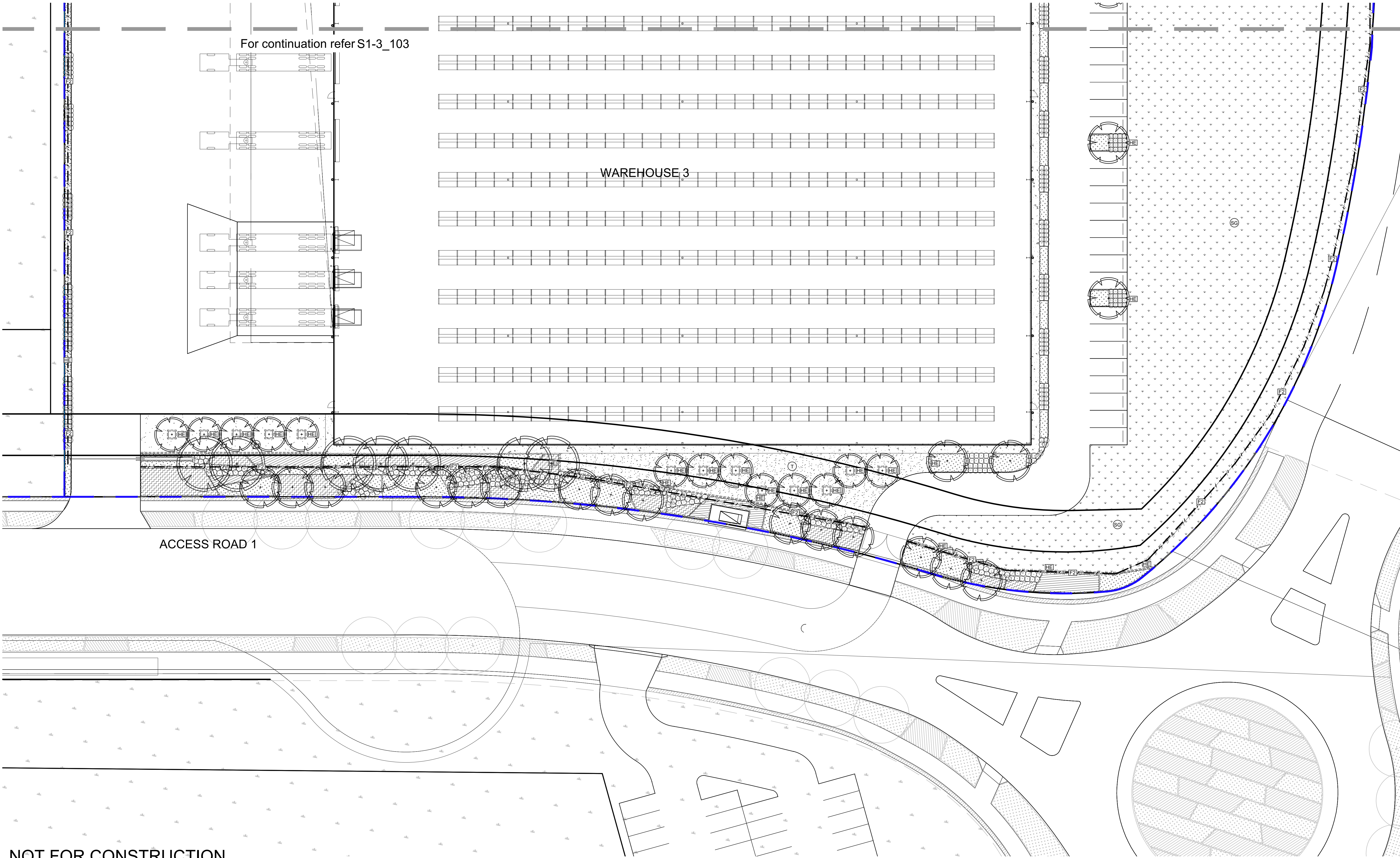
Project:
Aspect Industrial Estate
Mamre Rd
Kemps Creek

Drawing Name:
Landscape Plan
Lot 3

Scale: 1:250 @ A1
Job Number:
SS19-4178

SSDA
0 1 2 4 6 10m
Drawing Number:
S1-3_103

Issue:
L



NOT FOR CONSTRUCTION

© 2019 Site Image (NSW) Pty Ltd ABN 44 801 262 380 as agent for Site Image NSW Partnership. All rights reserved. This drawing is copyright and shall not be reproduced or copied in any form or by any means (graphic, electronic or mechanical including photocopy) without the written permission of Site Image (NSW) Pty Ltd. Any license, expressed or implied, to use this document for any purpose what so ever is restricted to the terms of the written agreement between Site Image (NSW) Pty Ltd and the instructing party.

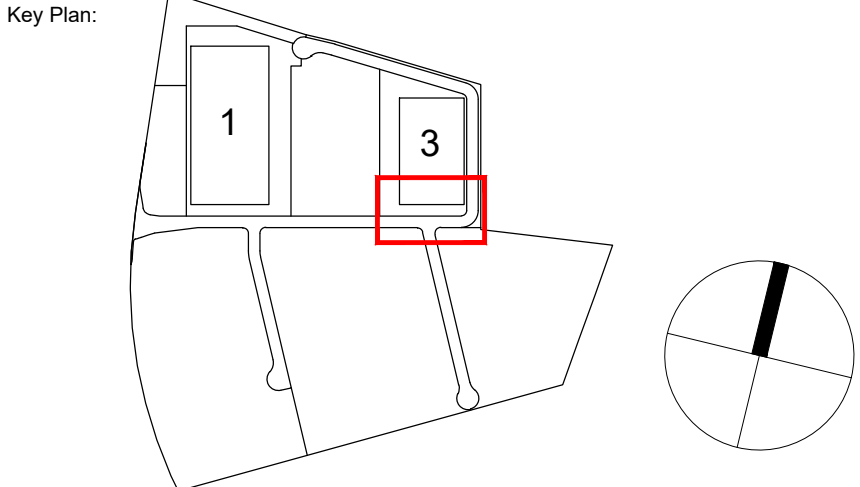
The contractor shall check and verify all work on site (including work by others) before commencing the landscape installation. Any discrepancies are to be reported to the Project Manager or Landscape Architect prior to commencing work. Do not scale this drawing. Any required dimensions not shown shall be referred to the Landscape Architect for confirmation.

Issue	Revision Description	Drawn	Check	Date
L	Response to Comments	JW	NM	17.06.2022
K	Mod 1	RH	NM	07.03.2022
J	Revised For Comments	JW	NM	22.02.2022
I	Architectural Coordination	RH	NM	16.02.2022
H	Architectural Coordination	RH	NM	10.02.2022
G	Architectural Coordination	JW	NM	15.10.2020
F	Revised For Comment	LM	NM	01.10.2020
E	Revised For Comment	JW	NM	21.05.2020
D	Revised For Comment	JW	NM	13.05.2020
C	Architectural Coordination	JW	NM	29.04.2020
B	Architectural & Civil Updates	JD	NM	24.02.2020
A	Preliminary	JD	NM	07.11.2019

LEGEND	
	Extent of Works
	Property Boundary
	Proposed Tree Refer to Plant Schedule
	Groundcover Planting Refer to Plant Schedule
	Proposed Shrubs Refer to Plant Schedule

	Palisade Fence
	Hard Edging
	Turf
	Spray Grass

	Concrete Paving
	Unit Paving



SITE IMAGE
Landscape Architects
Level 1, 3-5 Baptist Street
Redfern NSW 2016
Australia
Tel: (61 2) 8332 5600
Fax: (61 2) 9698 2877
www.siteimage.com.au

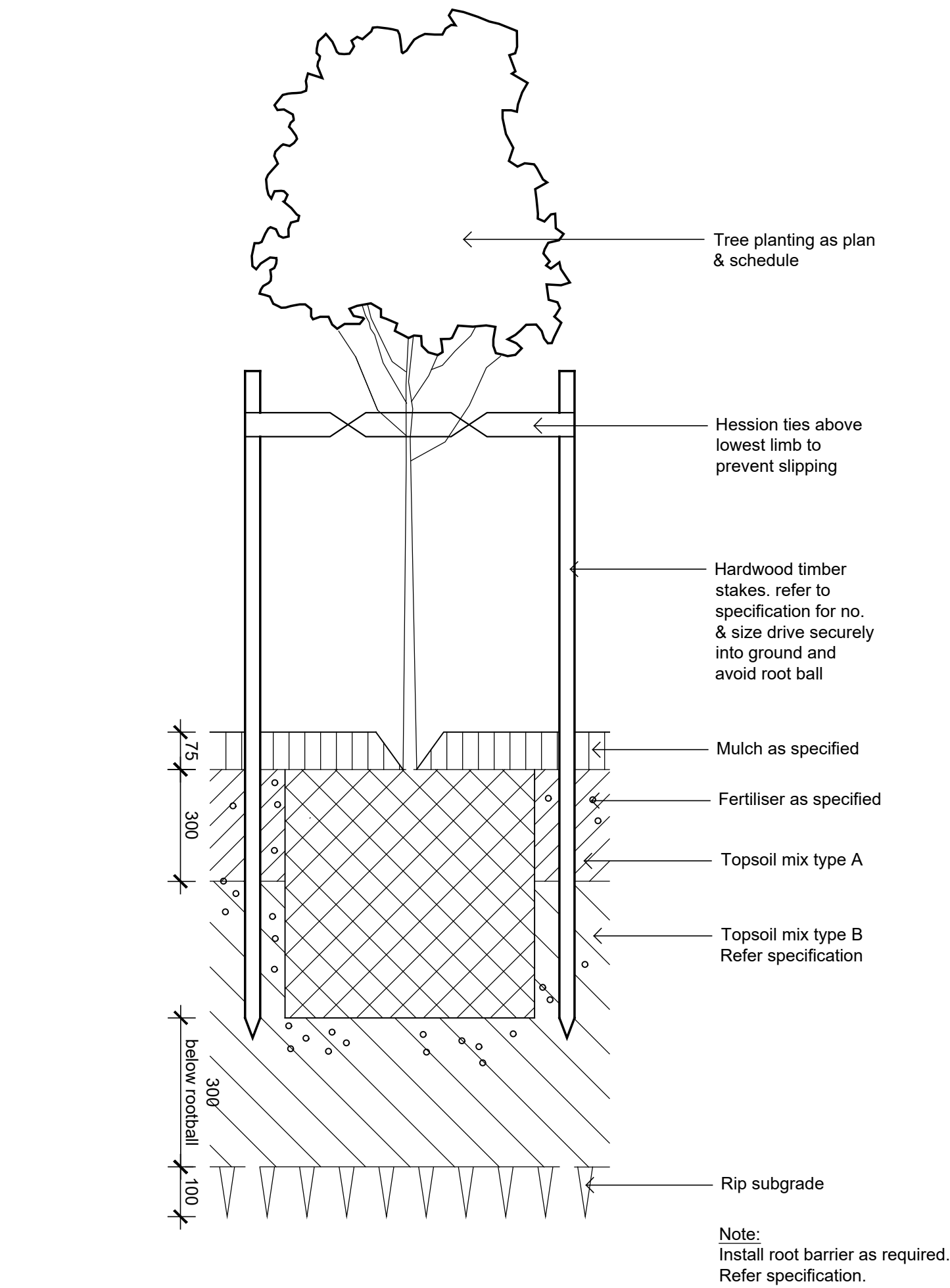
Client:
Mirvac

Project:
**Aspect Industrial Estate
Mamre Rd
Kemps Creek**

Drawing Name:
**Landscape Plan
Lot 3**

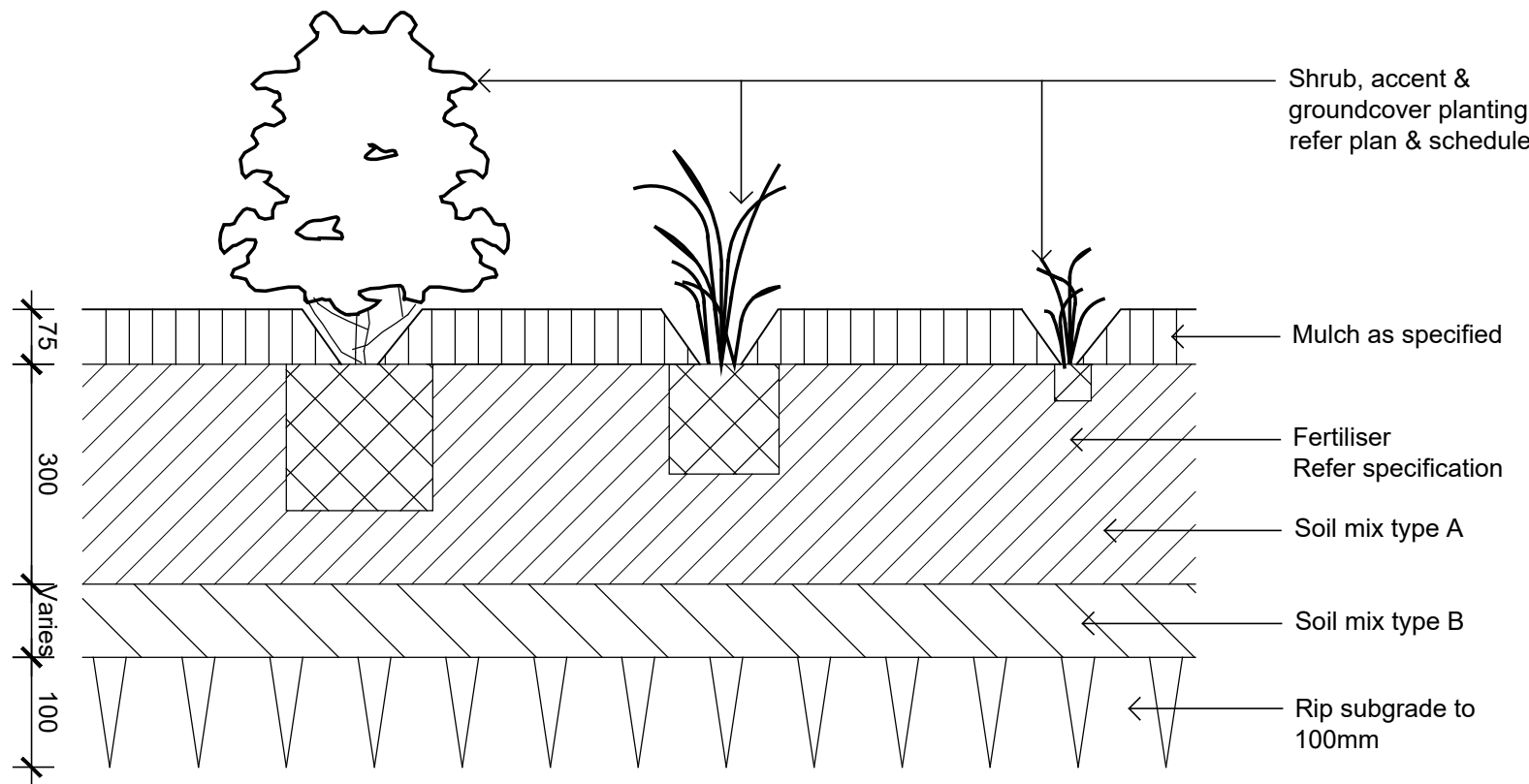
Scale: 1:250 @ A1
Job Number:
SS19-4178

SSDA
0 1 2 4 6 10m
Drawing Number:
S1-3_104
Issue:
L



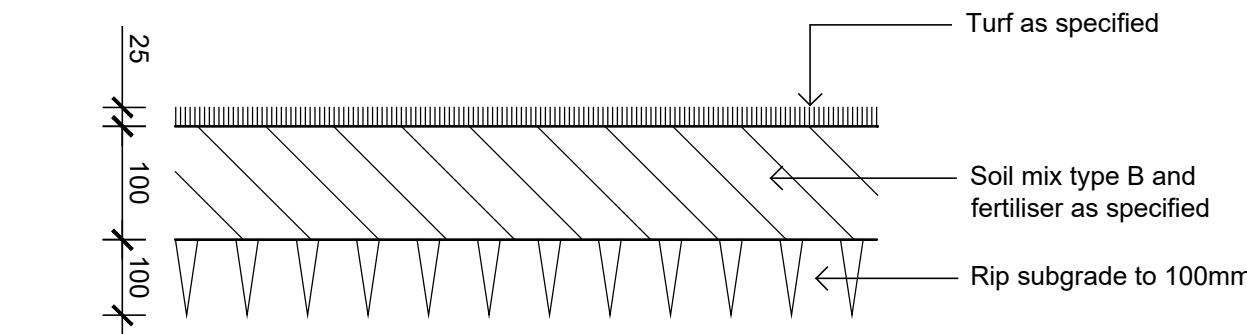
Detail 75-200L Tree Planting on Grade

1:10



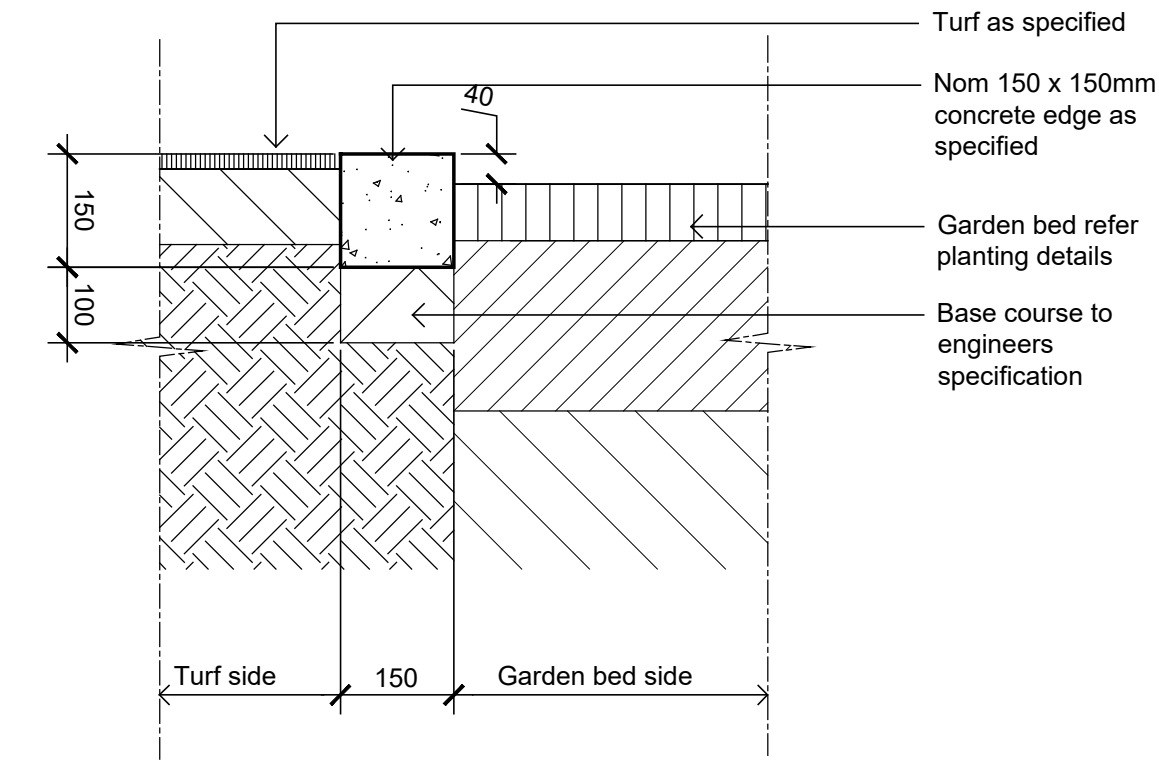
Detail Shrub Accent & Groundcover Planting on Grade

1:10



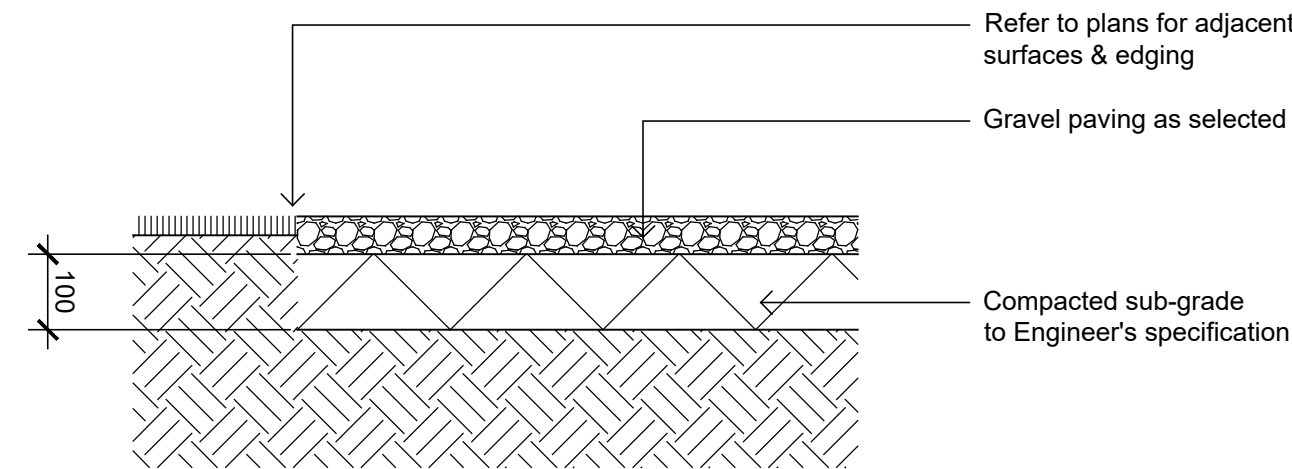
Detail Turf on Even Grade

1:10



Typical Concrete Edge

1:10



Gravel Paving on Grade

1:10

NOT FOR CONSTRUCTION

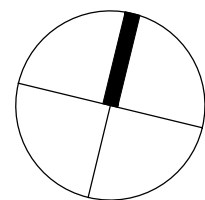
© 2019 Site Image (NSW) Pty Ltd ABN 44 801 262 380 as agent for Site Image NSW Partnership. All rights reserved. This drawing is copyright and shall not be reproduced or copied in any form or by any means (graphic, electronic or mechanical including photocopy) without the written permission of Site Image (NSW) Pty Ltd Any license, expressed or implied, to use this document for any purpose what so ever is restricted to the terms of the written agreement between Site Image (NSW) Pty Ltd and the instructing party.

The contractor shall check and verify all work on site (including work by others) before commencing the landscape installation. Any discrepancies are to be reported to the Project Manager or Landscape Architect prior to commencing work. Do not scale this drawing. Any required dimensions not shown shall be referred to the Landscape Architect for confirmation.

LEGEND

K	Mod 1	RH	NM	07.03.2022
J	Revised For Comments	JW	NM	22.02.2022
I	Architectural Coordination	RH	NM	16.02.2022
H	Architectural Coordination	RH	NM	10.02.2022
G	Architectural Coordination	JW	NM	15.10.2020
F	Revised For Comment	LM	NM	01.10.2020
E	Revised For Comment	JW	NM	21.05.2020
D	Revised For Comment	JW	NM	13.05.2020
C	Architectural Coordination	JW	NM	29.04.2020
B	Architectural & Civil Updates	JD	NM	24.02.2020
A	Preliminary	JD	NM	07.11.2019
Issue	Revision Description	Drawn	Check	Date

Key Plan:



S I T E I M A G E
Landscape Architects
Level 1, 3-5 Baptist Street
Redfern NSW 2016
Australia
Tel: (61 2) 8332 5600
Fax: (61 2) 9698 2877
www.siteimage.com.au

Client:
Mirvac

Project:
Aspect Industrial Estate
Mamre Rd
Kemps Creek

Drawing Name:
Landscape Details

Scale:

Job Number:
SS19-4178

Drawing Number:

S1-3_501 K

Issue:

SSDA