

Lot 202, Horsley Logistics Park, Horsley Park, NSW 2175

Landscape Construction

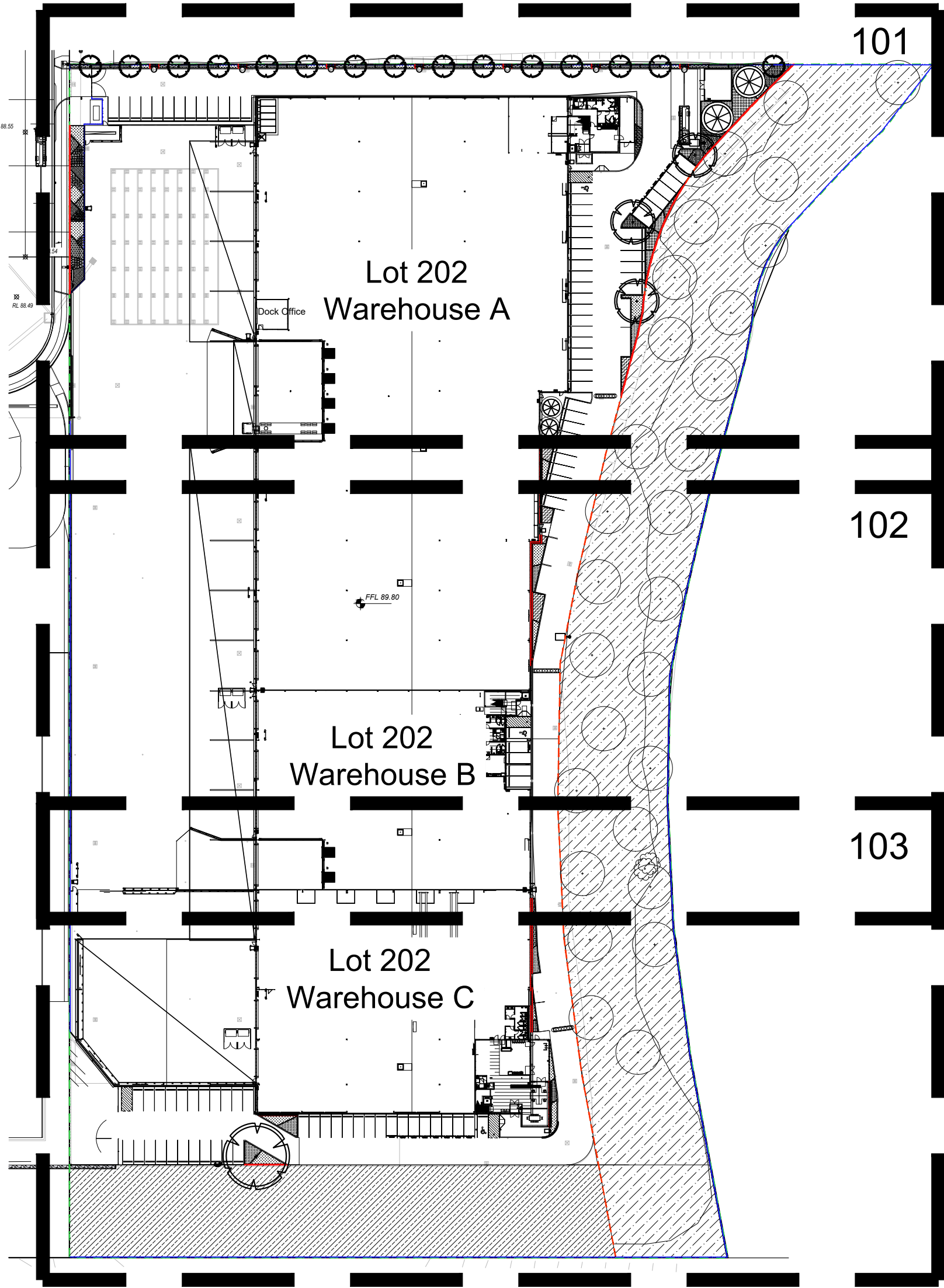
DRAWINGS

DWG NO.	DRAWING TITLE	SCALE
SI-LA-204-000	COVER SHEET	
SI-LA-204-101	LANDSCAPE PLAN	1:250
SI-LA-204-102	LANDSCAPE PLAN	1:250
SI-LA-204-103	LANDSCAPE PLAN	1:250
SI-LA-204-501	LANDSCAPE DETAILS	AS SHOWN

PLANT SCHEDULE

Symbol	Botanic Name	Common Name	Size (m)	Pot size	Spacing	Quantity
TREES						
Et	<i>Eucalyptus tereticornis</i>	Forest Red Gum	30 x 15	100L	As Shown	1
Mst	<i>Melaleuca styphelioides</i>	Prickly Paperbark	10 x 6m	100L	As Shown	3
WGA	<i>Waterhousea floribunda</i> 'Green Avenue'	Weeping Lilly Pilly	10 x 5	100L	As Shown	15
SHRUBS						
AL	<i>Acacia 'Limelight'</i>	Limelight Acacia	1 x 1.2m	200mm	As Shown	12
Cg	<i>Correa glabra</i>	Rock Correa	1.5 x 1.5m	200mm	As Shown	14
De	<i>Doryanthes excelsa</i>	Gynea Lilly	2 x 2m	200mm	As Shown	14
Ia	<i>Indigofera australis</i>	Australian Indigo	1.5 x 1.5m	200mm	As Shown	12
WBG	<i>Westringia 'Blue Gem'</i>	Native Rosemary	1.5 x 1.3m	200mm	As Shown	64
GRASSES AND GROUNDCOVERS						
BmW	<i>Brachyscobe multifida</i> 'White Delight'	Rock Daisy	0.3 x 1m	140mm	5/m2	26
Ca	<i>Carex appressa</i>	Tall Sedge	0.75 x 0.75	Tubestock	5/m2	659
CrW	<i>Carpobrotus rossii</i> 'White Hot'	Native Pigface	0.2 x 3m	140mm	5/m2	21
DI	<i>Dianella longifolia</i> var. <i>longifolia</i>	Blueberry Lily	1.3 x 1	Tubestock	5/m2	450
Ju	<i>Juncus usitatus</i>	Common Rush	0.6 x 0.5m	Tubestock	5/m2	549
LPP	<i>Loropetalum 'Purple Pixie'</i>	Purple Loropetuum	0.5 x 1.2m	140mm	5/m2	58
Ms	<i>Microleana stipoides</i> var. <i>stipoides</i>	Weeping Grass	0.6 x 0.3	Tubestock	5/m2	116
Ta	<i>Themeda australis</i>	Kangaroo Grass	1.5 x 0.5	Tubestock	5/m2	345
PI	<i>Poa labillardieri</i>	Tussock Grass	0.5 x 0.4	Tubestock	5/m2	256
Sm	<i>Senecio mandraliscae</i>	Blue Chalksticks	0.4 x 0.75m	140mm	5/m2	39

NOTE: Trees to be a minimum of 1m in height at time of planting



Scale 1:1000

© 2020 Site Image (NSW) Pty Ltd. ABN 44 801 262 380 as agent for Site Image NSW Partnership. All rights reserved. This drawing is copyright and shall not be reproduced or copied in any form or by any means (graphic, electronic or mechanical including photocopy) without the written permission of Site Image (NSW) Pty Ltd. Any license, expressed or implied, to use this document for any purpose what so ever is restricted to the terms of the written agreement between Site Image (NSW) Pty Ltd and the instructing party.

The contractor shall check and verify all work on site (including work by others) before commencing the landscape installation. Any discrepancies are to be reported to the Project Manager or Landscape Architect prior to commencing work. Do not scale this drawing. Any required dimensions not shown shall be referred to the Landscape Architect for confirmation.

07	Minor Landscape Amendment	JW	NM	15.06.2022
06	Architectural Coordination	JW	NM	22.04.2022
05	Lot Name Change	JW	NM	07.03.2022
04	Plant Schedule Revisions	JW	NM	24.08.2021
03	Issue For Construction	JW	NM	25.06.2021
02	Architectural Coordination	JW	NM	18.05.2021
01	Construction Certificate	JW	NM	28.04.2021
Issue	Revision Description	Drawn	Check	Date

LEGEND

Key Plan:

SITE IMAGE



Landscape Architects
Level 1, 3-5 Baptist Street
Redfern NSW 2016
Australia
Tel: (61 2) 8332 5600
Fax: (61 2) 9698 2877
www.siteimage.com.au

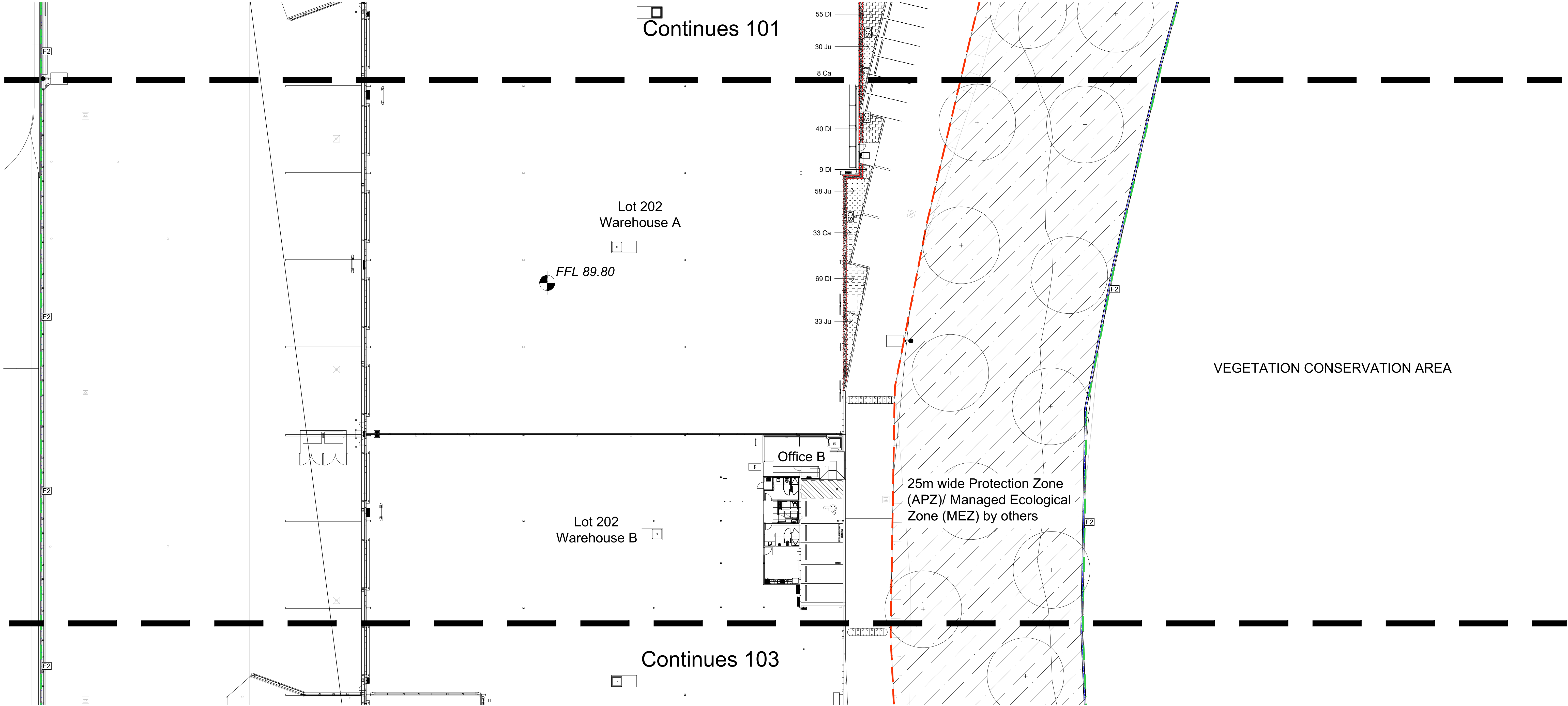
Client:
ESR

Project:
Lot 202, Horsley Logistics Park,
NSW 2175

Drawing Name:
Cover Sheet

CONSTRUCTION

Scale:
Job Number:
SS20-4538
Drawing Number:
SI-LA-204-000
Issue:
07



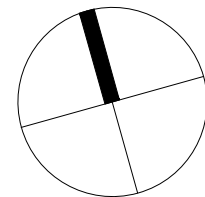
© 2020 Site Image (NSW) Pty Ltd. ABN 44 801 262 380 as agent for Site Image NSW Partnership. All rights reserved. This drawing is copyright and shall not be reproduced or copied in any form or by any means (graphic, electronic or mechanical including photocopy) without the written permission of Site Image (NSW) Pty Ltd. Any license, expressed or implied, to use this document for any purpose what so ever is restricted to the terms of the written agreement between Site Image (NSW) Pty Ltd and the instructing party.

The contractor shall check and verify all work on site (including work by others) before commencing the landscape installation. Any discrepancies are to be reported to the Project Manager or Landscape Architect prior to commencing work. Do not scale this drawing. Any required dimensions not shown shall be referred to the Landscape Architect for confirmation.

06	Architectural Coordination	JW	NM	22.04.2022
05	Lot Name Change	JW	NM	07.03.2022
04	Plant Schedule Revisions	JW	NM	24.08.2021
03	Issue For Construction	JW	NM	25.06.2021
02	Architectural Coordination	JW	NM	18.05.2021
01	Construction Certificate	JW	NM	28.04.2021
Issue	Revision Description	Drawn	Check	Date

LEGEND	
	Property Boundary
	Extent of APZ Boundary
	Proposed Trees
	Environmental Zone Managed by Others
	Proposed Shrub Planting
	Proposed Grasses and Goundcovers
	Concrete Edge
	Decomposed Granit Paving
	Decorative Gravel
	Landscape Buffer Managed by Others
	Concrete Strip
	Fence Type 1
	Fence Type 2: Chain Wire Fence

Key Plan:

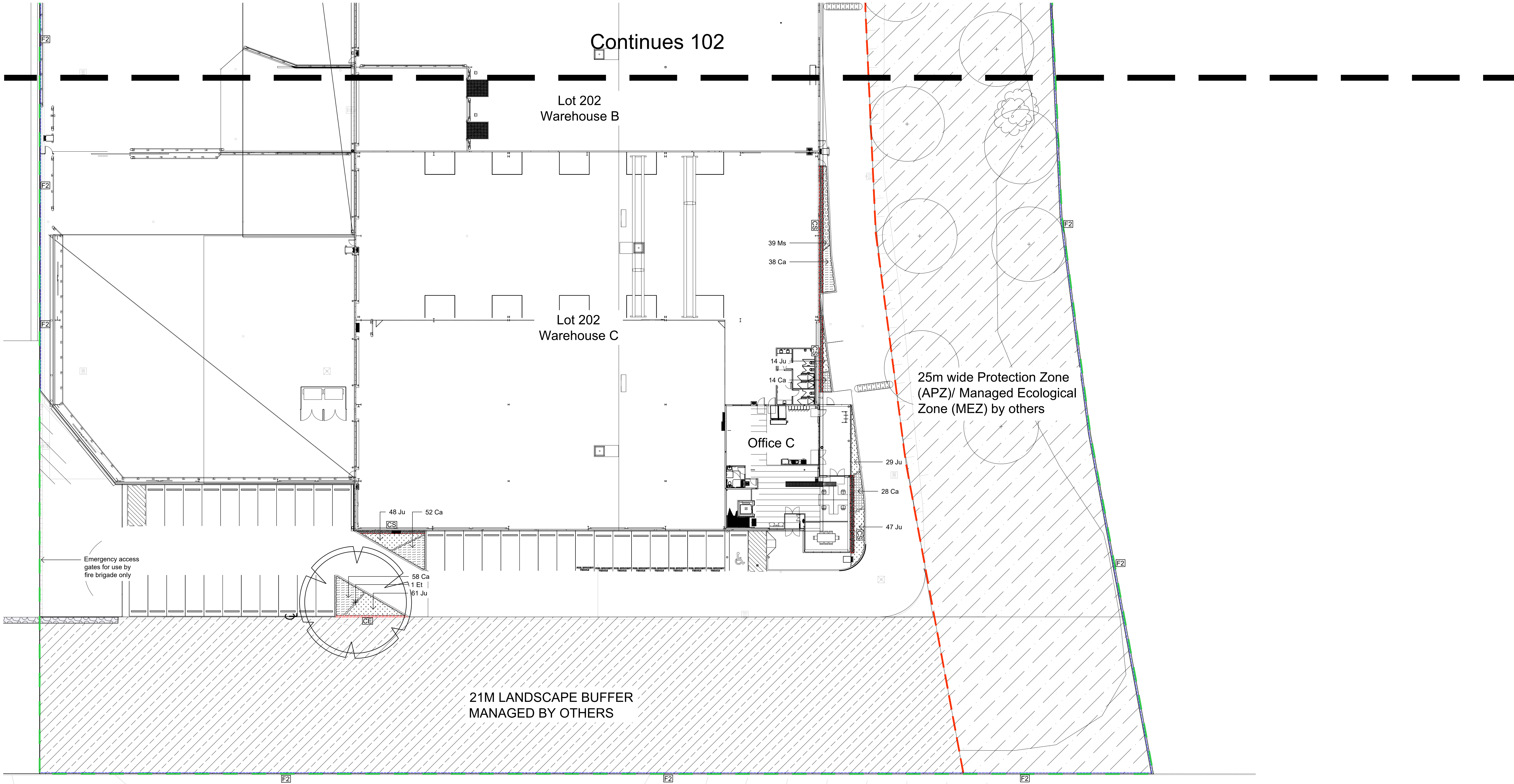


Client:
ESR

Project:
Lot 202, Horsley Logistics Park,
NSW 2175

Drawing Name:
Landscape Plan

CONSTRUCTION
Scale: 1:250 @ A1
Job Number: SS20-4538
Drawing Number: SI-LA-204- 102
Issue: 06



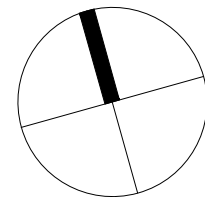
© 2020 Site Image (NSW) Pty Ltd. ABN 44 801 262 380 as agent for Site Image NSW Partnership. All rights reserved. This drawing is copyright and shall not be reproduced or copied in any form or by any means (graphic, electronic or mechanical including photocopy) without the written permission of Site Image (NSW) Pty Ltd. Any license, expressed or implied, to use this document for any purpose what so ever is restricted to the terms of the written agreement between Site Image (NSW) Pty Ltd and the instructing party.

The contractor shall check and verify all work on site (including work by others) before commencing the landscape installation. Any discrepancies are to be reported to the Project Manager or Landscape Architect prior to commencing work. Do not scale this drawing. Any required dimensions not shown shall be referred to the Landscape Architect for confirmation.

06	Architectural Coordination	JW	NM	22.04.2022
05	Lot Name Change	JW	NM	07.03.2022
04	Plant Schedule Revisions	JW	NM	24.08.2021
03	Issue For Construction	JW	NM	25.06.2021
02	Architectural Coordination	JW	NM	18.05.2021
01	Construction Certificate	JW	NM	28.04.2021
Issue	Revision Description	Drawn	Check	Date

LEGEND	
	Property Boundary
	Extent of APZ Boundary
	Proposed Trees
	Environmental Zone Managed by Others
	Proposed Shrub Planting
	Proposed Grasses and Goundcovers
	Concrete Edge
	Decomposed Granite Paving
	Decorative Gravel
	Landscape Buffer Managed by Others
	Concrete Strip
	Fence Type 1
	Fence Type 2: Chain Wire Fence

Key Plan:



SITE IMAGE
Landscape Architects
Level 1, 3-5 Baptist Street
Redfern NSW 2016
Australia
Tel: (61 2) 8332 5600
Fax: (61 2) 9698 2877
www.siteimage.com.au

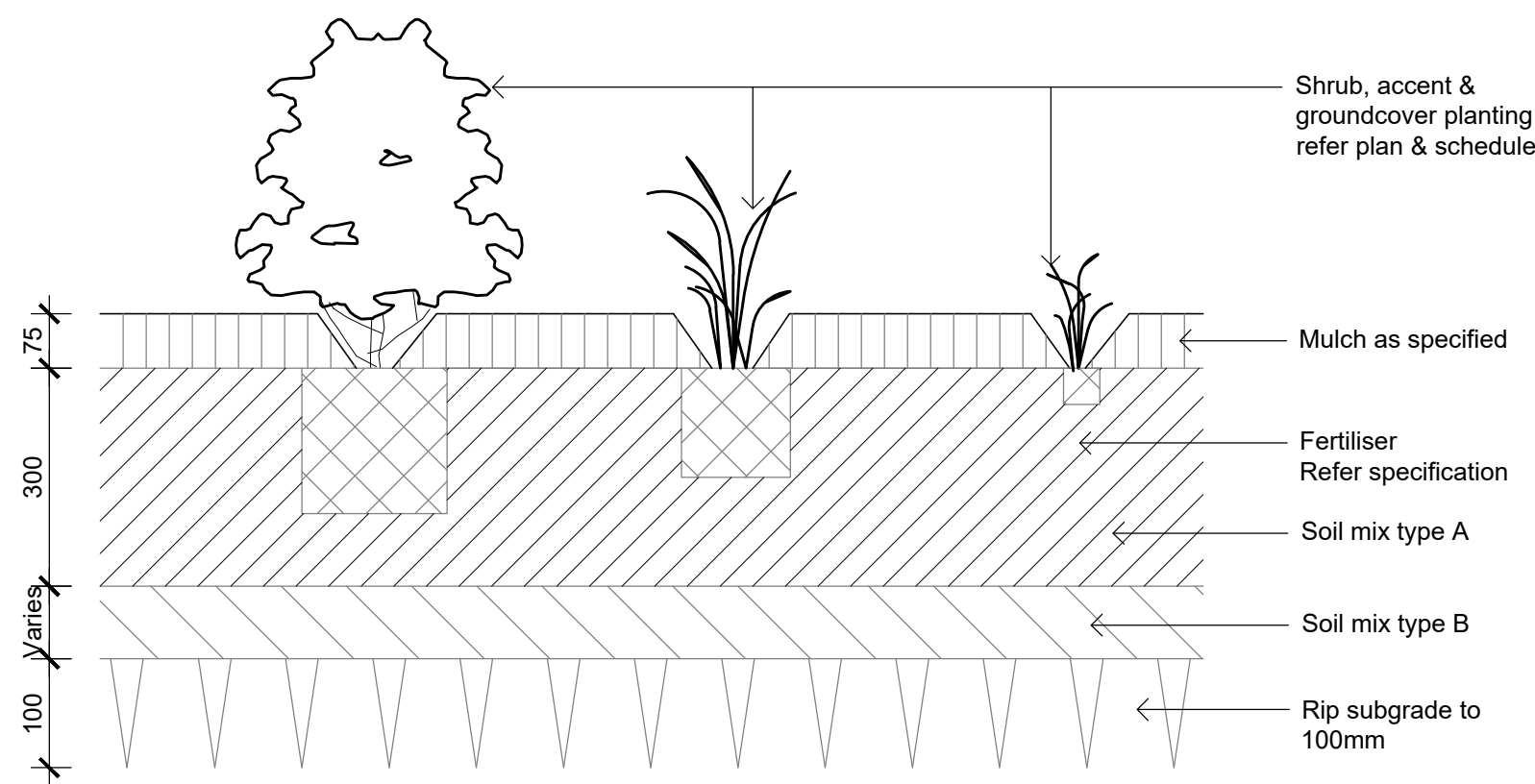
Client:
ESR

Project:
Lot 202, Horsley Logistics Park,
NSW 2175

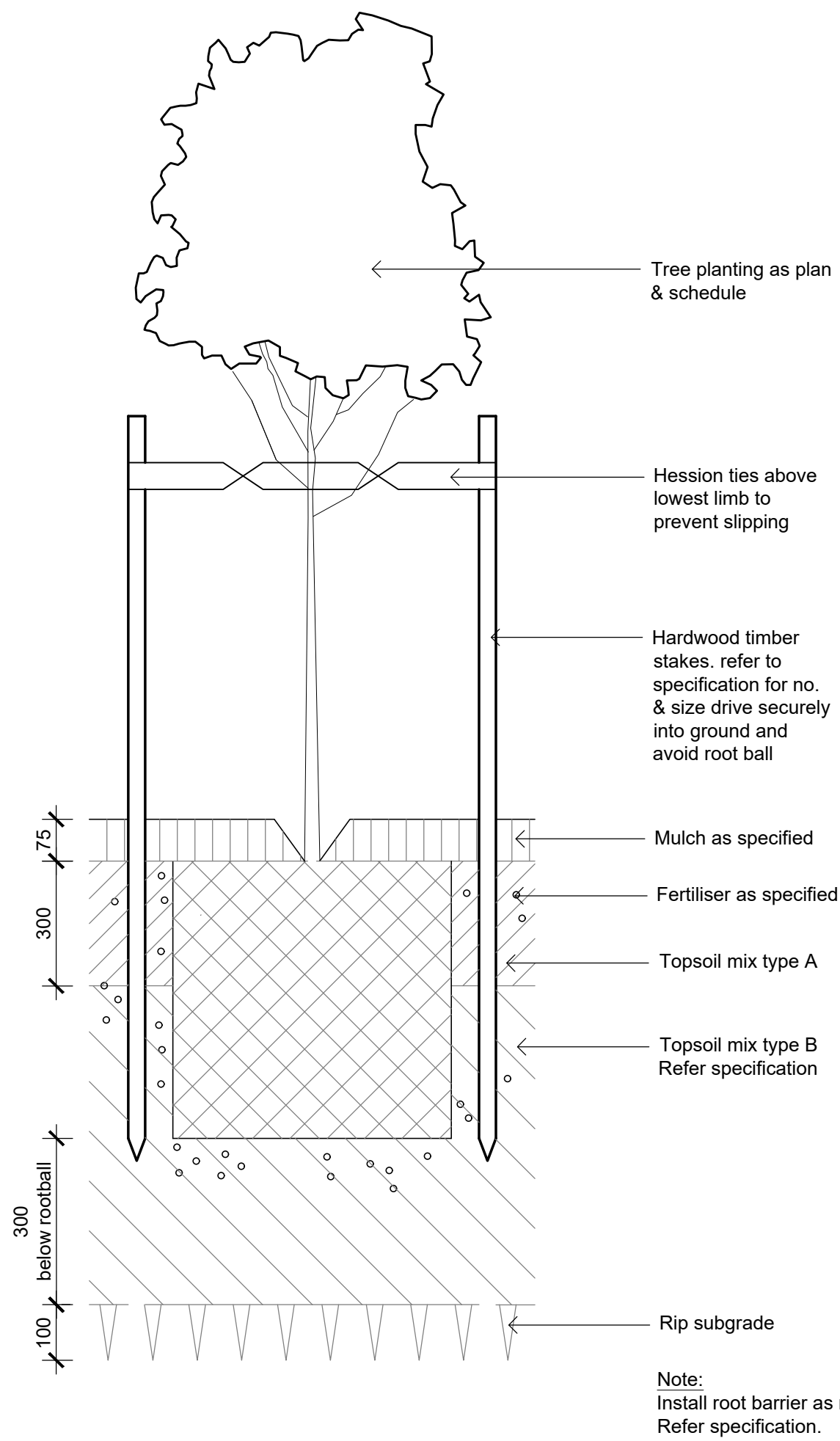
Drawing Name:
Landscape Plan

Scale: 1:250 @ A1
Job Number:
SS20-4538

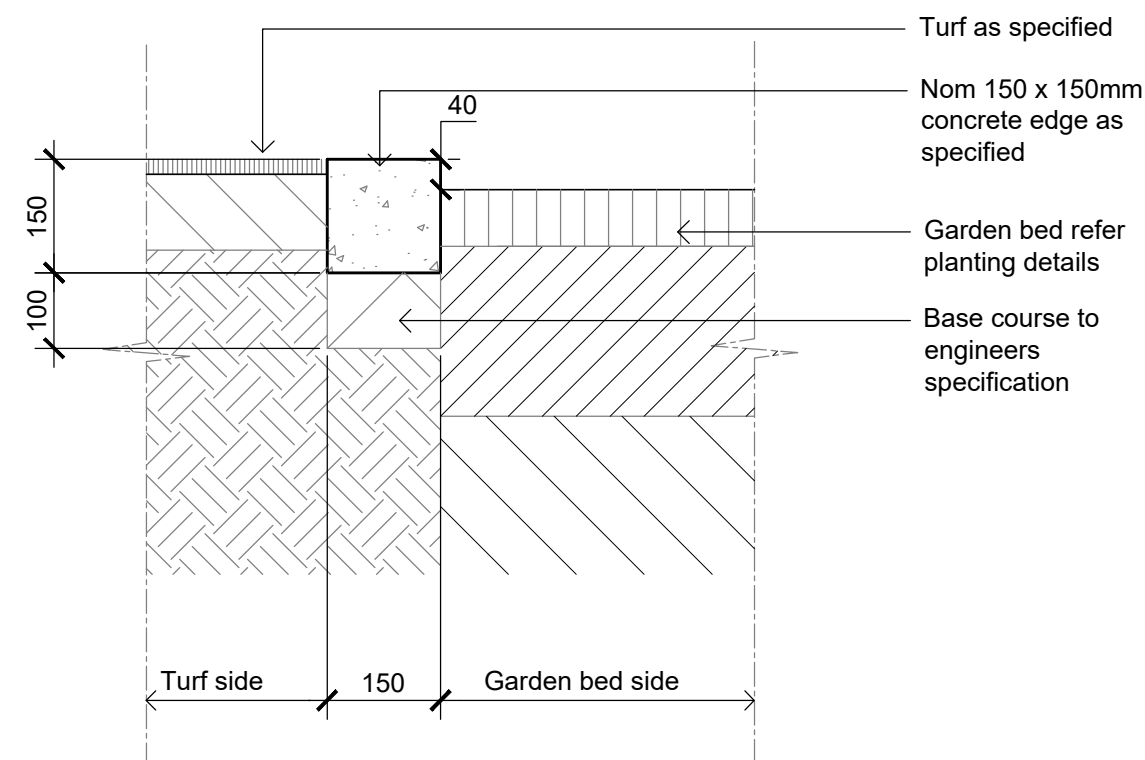
CONSTRUCTION
Drawing Number:
SI-LA-204- 103
Issue:
06



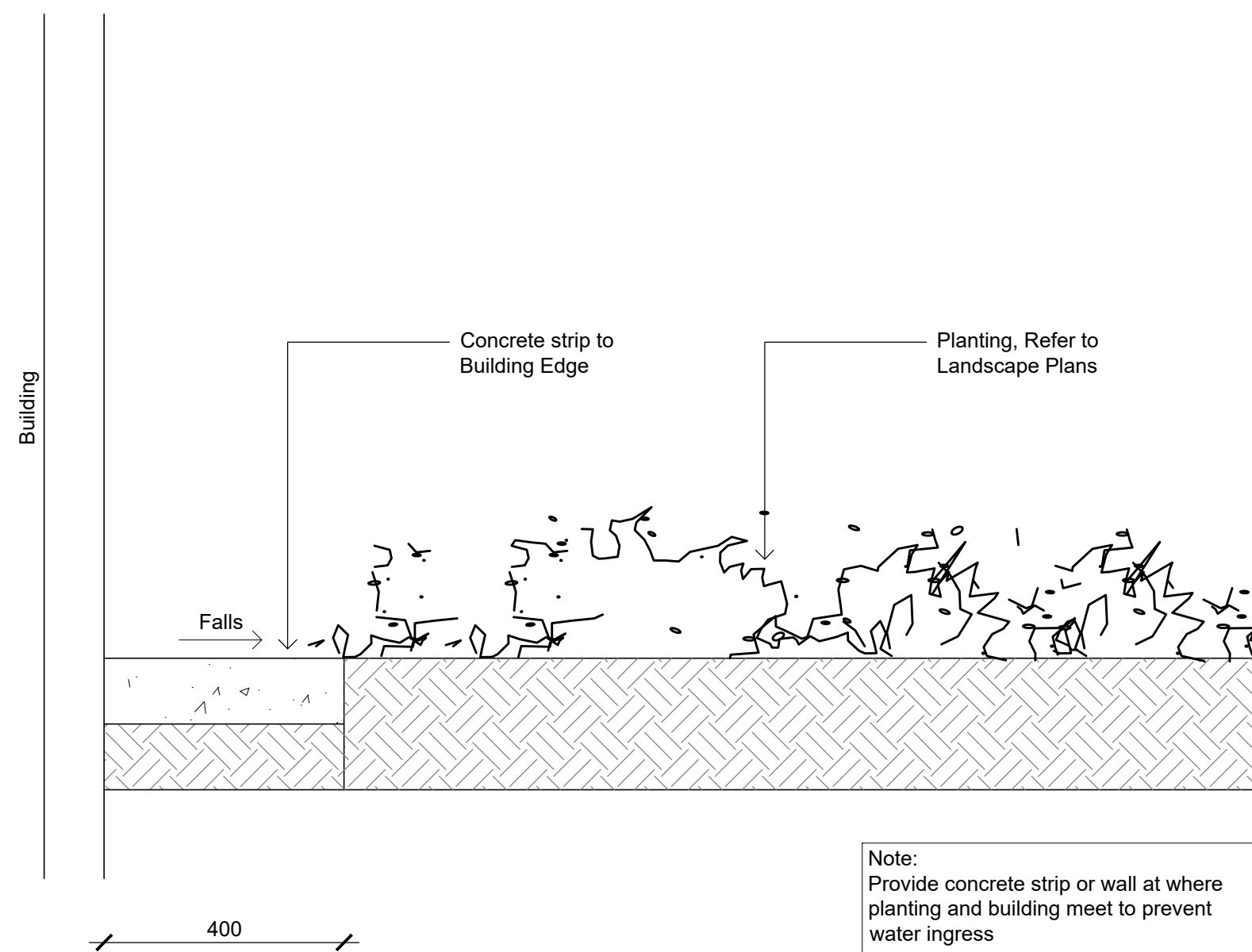
01 Shrub & Groundcover Planting on Grade
1:10



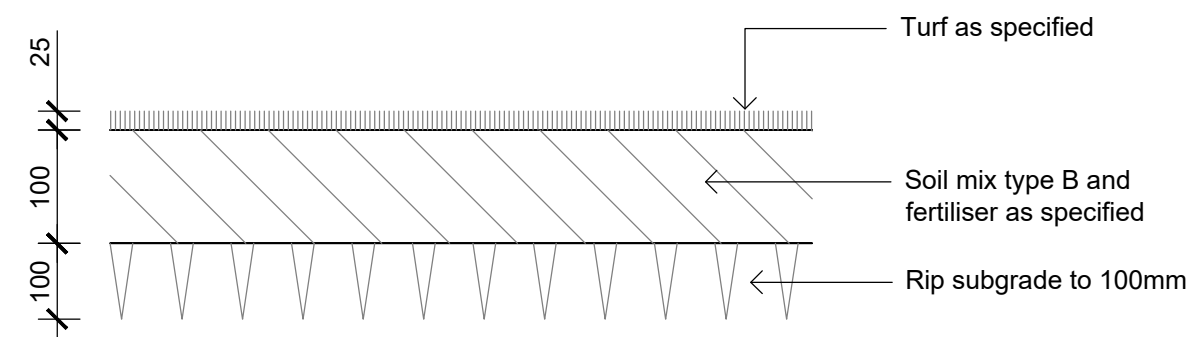
02 Detail 75-200L Tree Planting on Grade
1:10



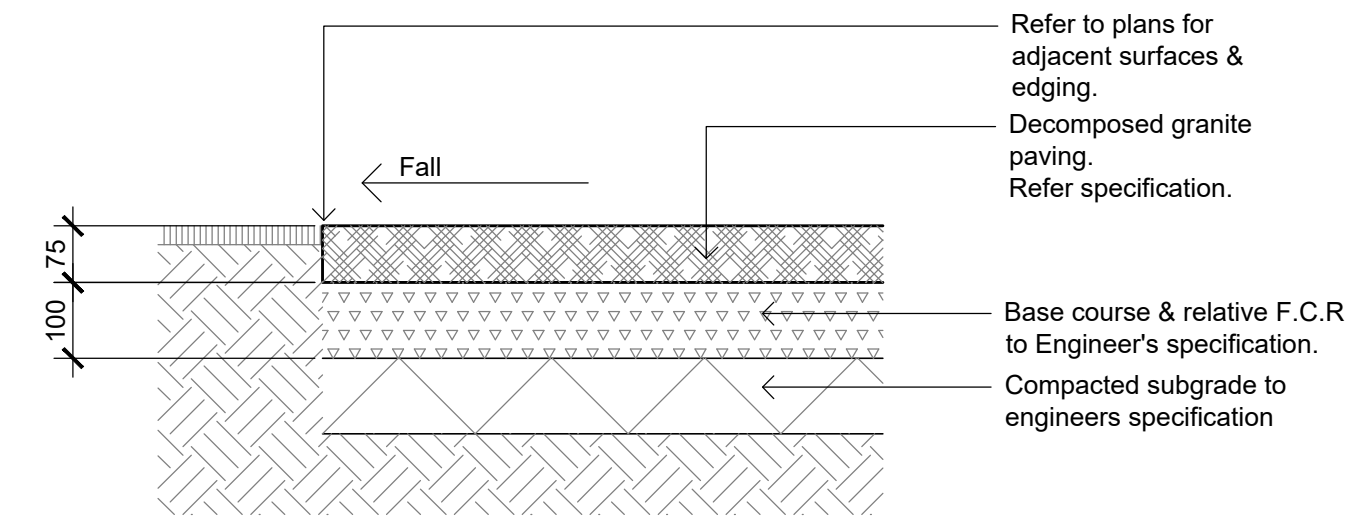
03 CE - Typical Concrete Edge
1:10



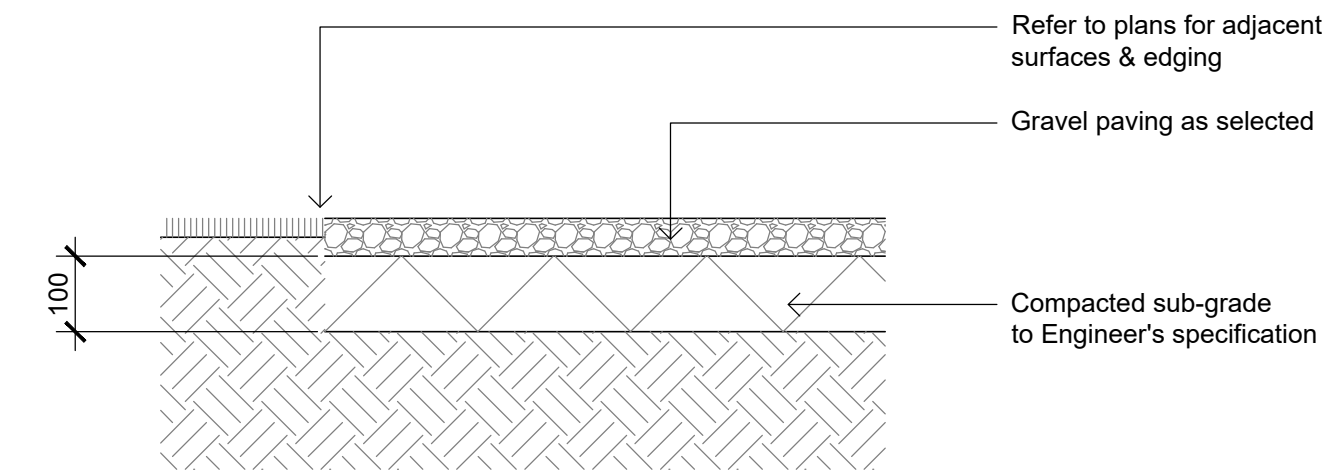
05 CS - Detail Concrete Strip to Building Edge
1:10



06 Detail Turf on Even Grade
1:10



04 DG - Decomposed Granite Paving on Grade
1:10



07 Gravel Paving on Grade
1:10

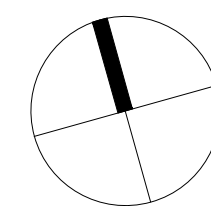
© 2020 Site Image (NSW) Pty Ltd. ABN 44 801 262 380 as agent for Site Image NSW Partnership. All rights reserved. This drawing is copyright and shall not be reproduced or copied in any form or by any means (graphic, electronic or mechanical including photocopy) without the written permission of Site Image (NSW) Pty Ltd. Any license, expressed or implied, to use this document for any purpose what so ever is restricted to the terms of the written agreement between Site Image (NSW) Pty Ltd and the instructing party.

The contractor shall check and verify all work on site (including work by others) before commencing the landscape installation. Any discrepancies are to be reported to the Project Manager or Landscape Architect prior to commencing work. Do not scale this drawing. Any required dimensions not shown shall be referred to the Landscape Architect for confirmation.

Issue	Revision Description	Drawn	Check	Date
04	Lot Name Change	JW	NM	07.03.2022
03	Issue For Construction	JW	NM	25.06.2021
02	Architectural Coordination	JW	NM	18.05.2021
01	Construction Certificate	JW	NM	28.04.2021

LEGEND

Key Plan:



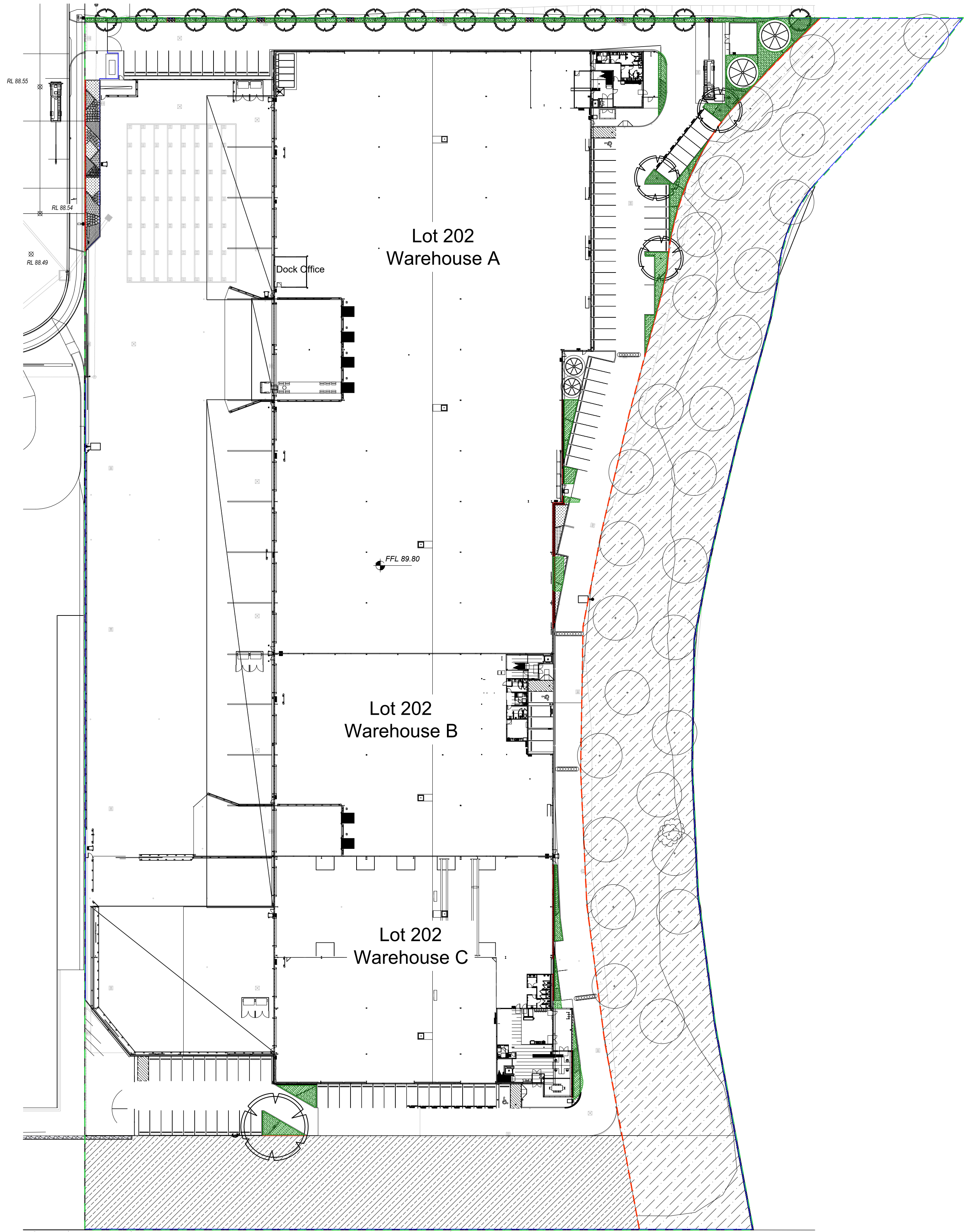
SITE IMAGE
Landscape Architects
Level 1, 3-5 Baptist Street
Redfern NSW 2016
Australia
Tel: (61 2) 8332 5600
Fax: (61 2) 9698 2877
www.siteimage.com.au

Client:
ESR

Project:
**Lot 202, Horsley Logistics Park,
NSW 2175**

Drawing Name:
Landscape Details


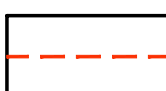

CONSTRUCTION
Scale: **AS SHOWN**
Job Number: **SS20-4538**
Drawing Number: **SI-LA-204- 501**
Issue: **04**



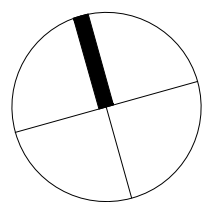
© 2020 Site Image (NSW) Pty Ltd. ABN 44 801 262 380 as agent for Site Image NSW Partnership. All rights reserved. This drawing is copyright and shall not be reproduced or copied in any form or by any means (graphic, electronic or mechanical including photocopy) without the written permission of Site Image (NSW) Pty Ltd. Any license, expressed or implied, to use this document for any purpose what so ever is restricted to the terms of the written agreement between Site Image (NSW) Pty Ltd and the instructing party.

The contractor shall check and verify all work on site (including work by others) before commencing the landscape installation. Any discrepancies are to be reported to the Project Manager or Landscape Architect prior to commencing work. Do not scale this drawing. Any required dimensions not shown shall be referred to the Landscape Architect for confirmation.

03	Minor Landscape Amendment	JW	NM	15.06.2022
02	Lot Name Change	JW	NM	07.03.2022
01	Landscape Areas	JW	NM	02.02.2022
Issue	Revision Description	Drawn	Check	Date

LEGEND
 Property Boundary
 Extent of APZ Boundary
 Landscape Area: Native Garden Bed Total: 454.74m2

Key Plan:



SITE IMAGE
Landscape Architects
Level 1, 3-5 Baptist Street
Redfern NSW 2016
Australia
Tel: (61 2) 8332 5600
Fax: (61 2) 9698 2877
www.siteimage.com.au

Client:
ESR

Project:
**Lot 202, Horsley Logistics Park,
NSW 2175**

Drawing Name:
Landscape Areas Plan

CONSTRUCTION

Scale:
Job Number:
SS20-4538

Drawing Number:
SI-LA-204-701
Issue:
03