

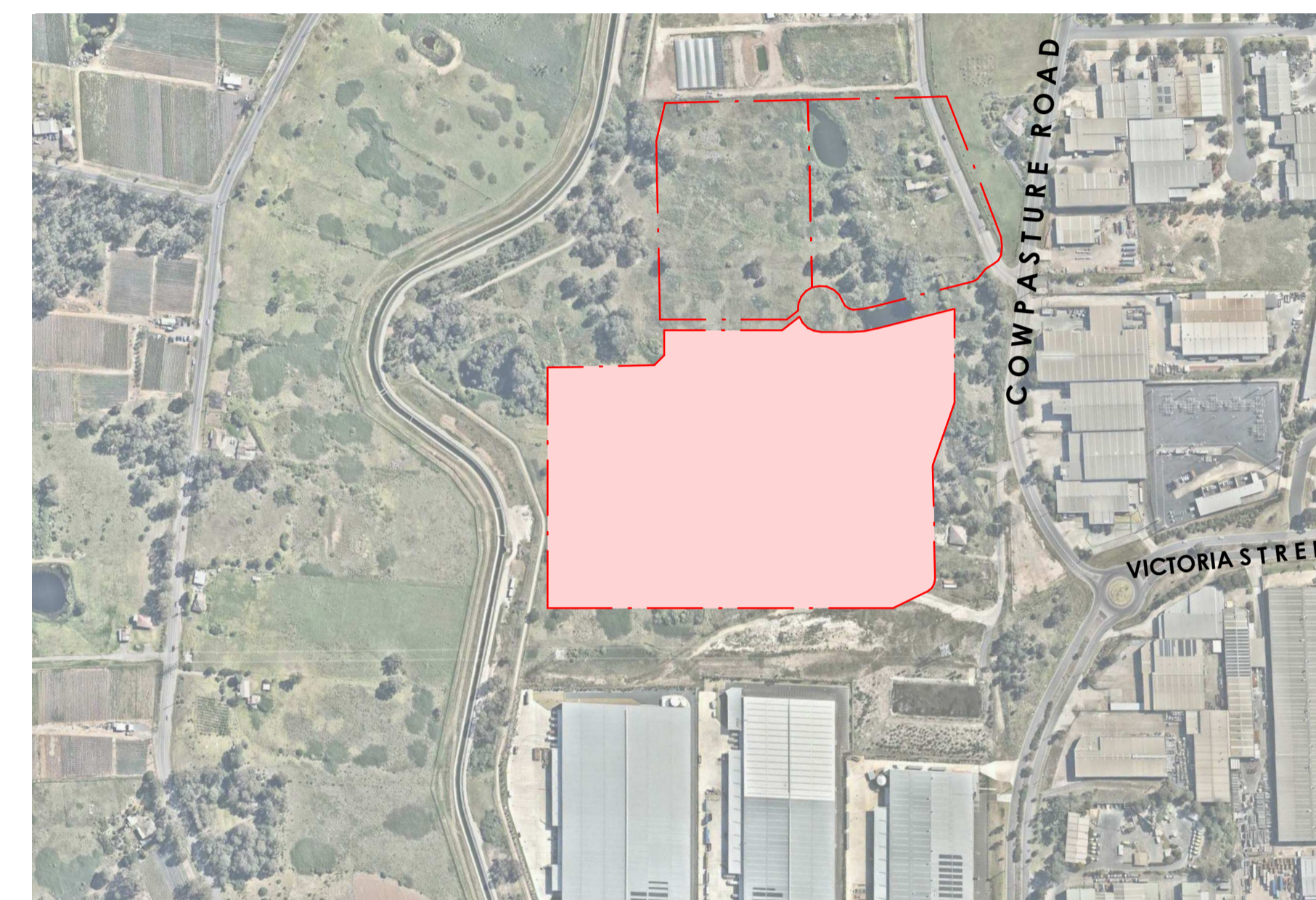
ISSUE	AMENDMENT	DATE	CHK'D
P 1	ISSUED FOR INFORMATION	16.12.19	SJE
P 2	ISSUED FOR INFORMATION	17.12.19	SJE
P 3	ISSUED FOR INFORMATION	17.01.20	SJE
A	DA ISSUE	31.01.20	SJE
B	DA SUBMISSION	17.02.20	SN
C	DA SUBMISSION	27.02.20	SN



# PROPOSED CUSTOMER FULFILMENT CENTRE

## HORSLEY BUSINESS PARK, WETHERILL PARK, NSW

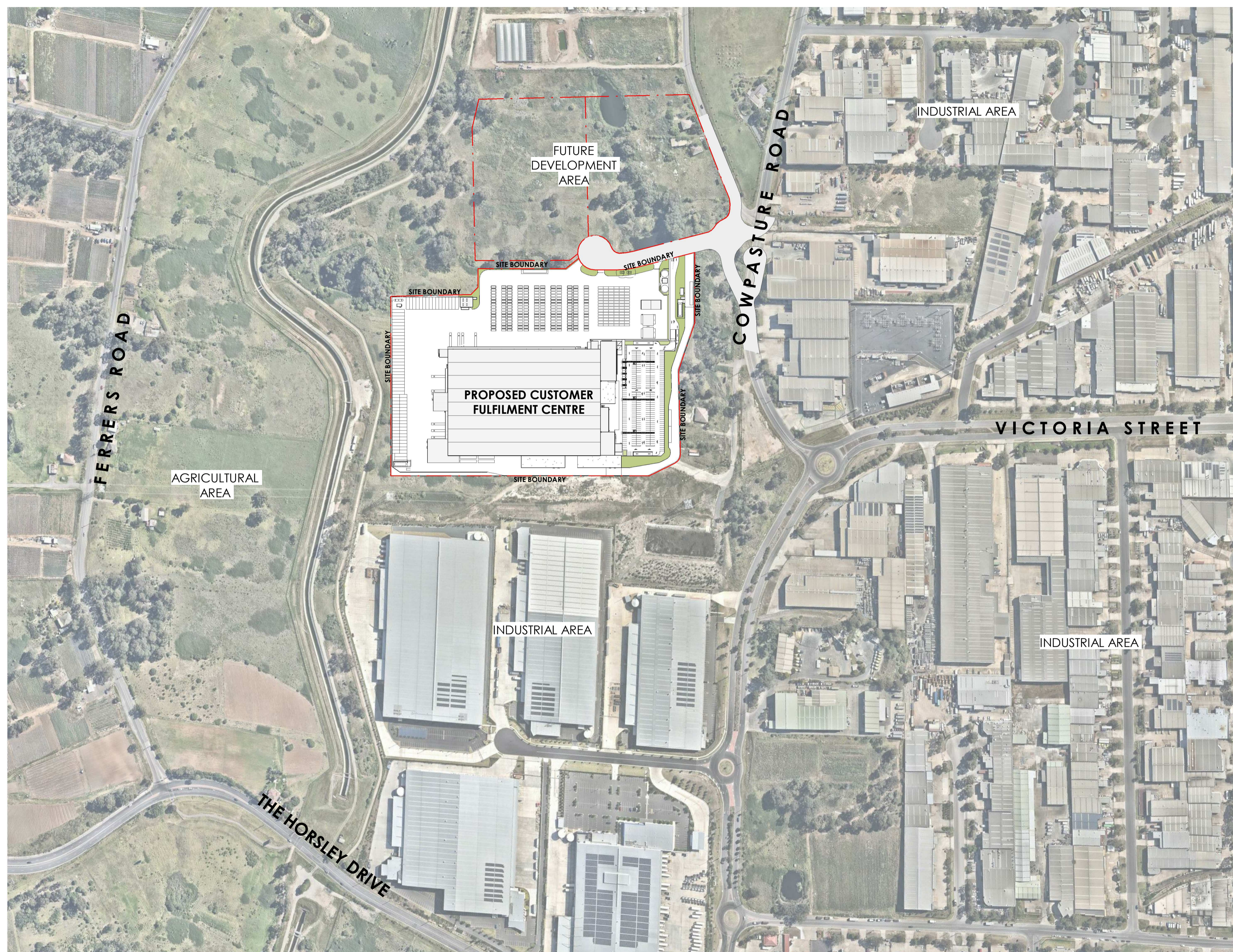
DA - DRAWING LIST		
SHEET N°	SHEET NAME	SCALE
DA001	COVER SHEET, SHEET LIST & LOCALITY PLAN	N/A
DA010	SITE CONTEXT PLAN	1:3000 @ A1
DA015	EXISTING CONDITIONS & SURVEY PLAN	1:1000 @ A1
DA020	OVERALL SITE PLAN	1:750 @ A1
DA100	OVERALL FLOOR PLAN	1:400 @ A1
DA101	LOWER MEZZANINE PLAN	1:400 @ A1
DA102	UPPER MEZZANINE PLAN	1:400 @ A1
DA105	STAFF CAR PARKING PLANS	1:400 @ A1
DA106	STAFF CAR PARKING SECTIONS	1:400 @ A1
DA110	OVERALL ROOF PLAN	1:400 @ A1
DA115	EXTERNAL FINISHES SCHEDULE	N/A
DA120	OVERALL ELEVATIONS	1:400 @ A1
DA130	OVERALL SECTIONS	1:400 @ A1
DA150	MAIN OFFICE BUILDING PLANS	1:100 @ A1
DA151	MAIN OFFICE ELEVATIONS & SECTIONS	1:100 @ A1
DA180	ANCILLARY BUILDINGS - SHEET 1	1:200 @ A1
DA181	ANCILLARY BUILDINGS - SHEET 2	1:200 @ A1
DA182	ANCILLARY BUILDINGS - SHEET 3	1:100 @ A1
DA183	ANCILLARY BUILDINGS - SHEET 4	1:100 @ A1
DA184	ANCILLARY BUILDING - SHEET 5	1:100 @ A1
DA185	ANCILLARY BUILDING - SHEET 6	1:100 @ A1
DA200	SHADOW DIAGRAMS	N/A
DA300	ARTIST IMPRESSIONS	N/A
23		



LOCALITY PLAN

PRELIMINARY

ISSUE	AMENDMENT	DATE	CHK'D
P 1	ISSUED FOR INFORMATION	16.12.19	SJE
P 2	ISSUED FOR INFORMATION	17.12.19	SJE
P 3	ISSUED FOR INFORMATION	17.01.20	SJE
A	DA ISSUE	31.01.20	SJE
B	DA SUBMISSION	17.02.20	SN
C	DA SUBMISSION	27.02.20	SN



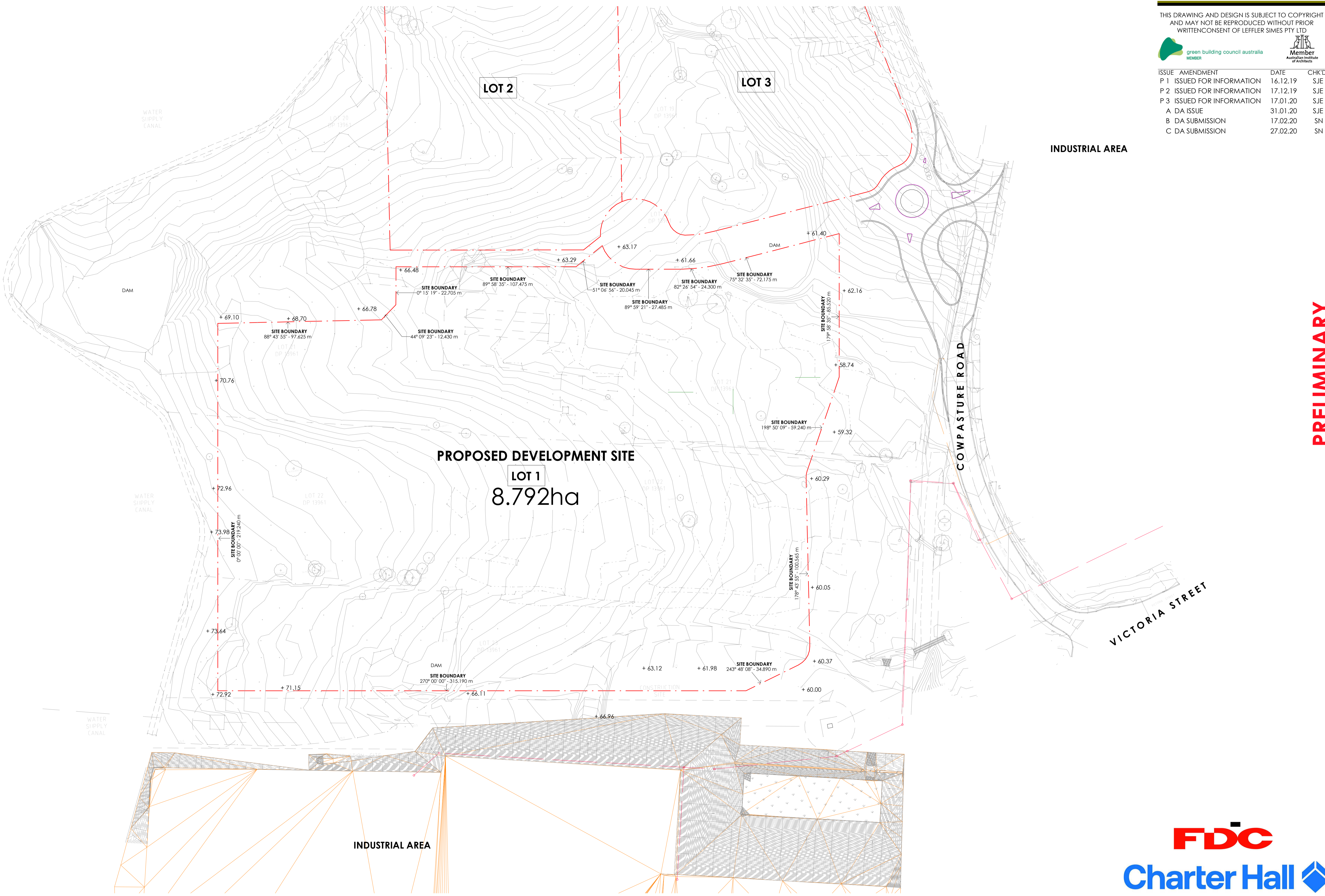
1 SITE CONTEXT PLAN  
 - Scale: 1 : 3000

PRELIMINARY

THIS DRAWING AND DESIGN IS SUBJECT TO COPYRIGHT AND MAY NOT BE REPRODUCED WITHOUT PRIOR WRITTEN CONSENT OF LEFFLER SIMES PTY LTD



ISSUE	AMENDMENT	DATE	CHK'D
P 1	ISSUED FOR INFORMATION	16.12.19	SJE
P 2	ISSUED FOR INFORMATION	17.12.19	SJE
P 3	ISSUED FOR INFORMATION	17.01.20	SJE
A	DA ISSUE	31.01.20	SJE
B	DA SUBMISSION	17.02.20	SN
C	DA SUBMISSION	27.02.20	SN



INDUSTRIAL AREA

PROPOSED DEVELOPMENT SITE

LOT 1  
8.792ha

PRELIMINARY

1 EXISTING CONDITIONS  
DA106 Scale: 1:1000

**NOTE**  
ENTRIES, EXITS & CARPARKING LAYOUTS ARE PRELIMINARY ONLY & SUBJECT TO TRAFFIC ENGINEERS DESIGN  
SITE BOUNDARIES & SITE AREAS ARE INDICATIVE ONLY AND SUBJECT TO CONFIRMATION BY LICENSED SURVEYOR

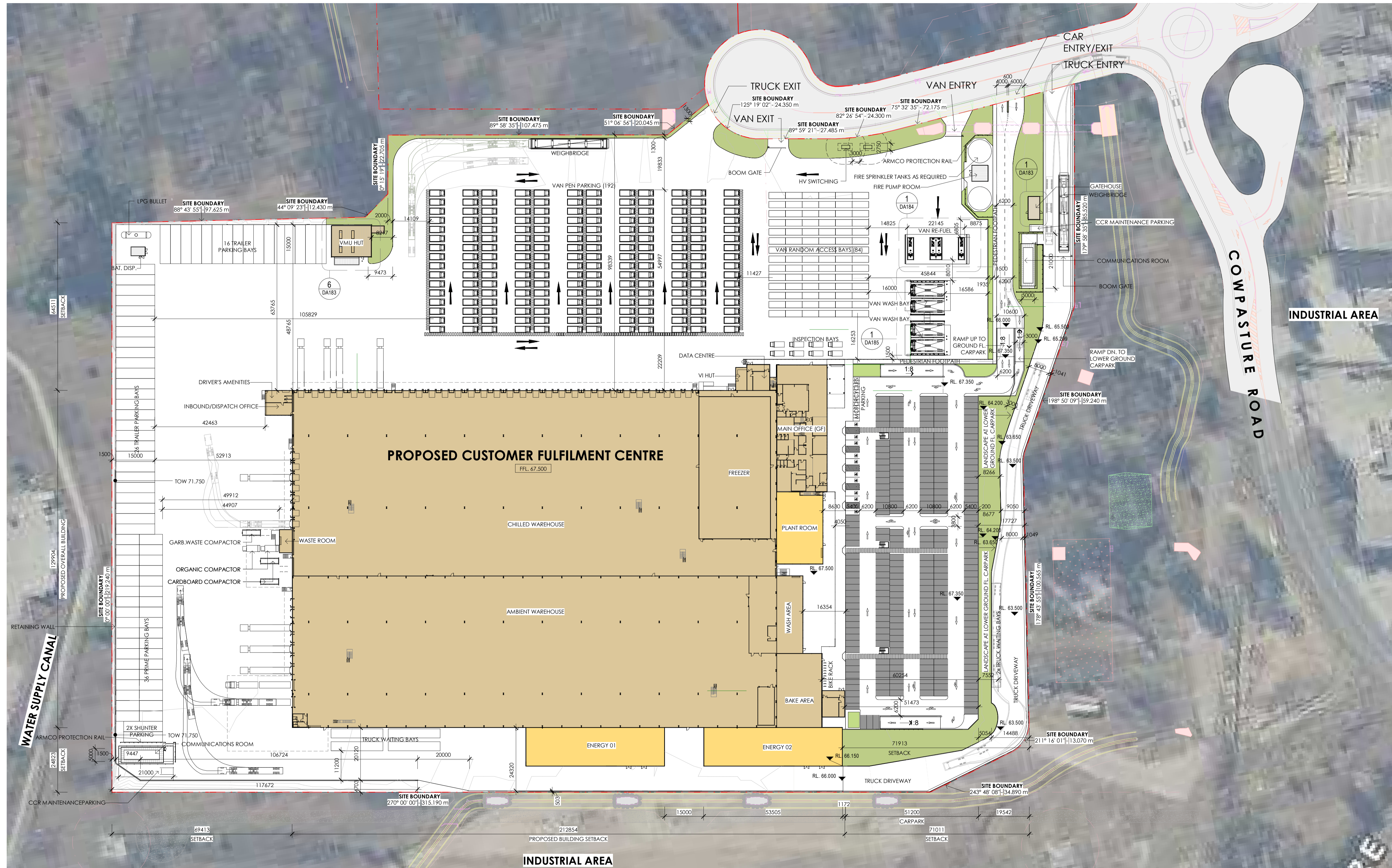
**NOTE**  
NO PLANNING ADVICE HAS BEEN SOURCED FROM COUNCIL & LOCAL AUTHORITIES IN THE PREPARATION OF THIS SITE SKETCH PLAN.  
ALL SETBACKS, PLOT RATIOS, LANDSCAPE AREAS & CARPARKING NUMBERS ARE SUBJECT TO COUNCIL/LOCAL AUTHORITY FIRE BRIGADE APPROVAL  
SEE AND LOCATION OF ALL SERVICES TO BE CONFIRMED BY ENGINEER. ALL AREAS NOTED ARE APPROXIMATE ONLY

THIS DRAWING AND DESIGN IS SUBJECT TO COPYRIGHT AND MAY NOT BE REPRODUCED WITHOUT PRIOR WRITTEN CONSENT OF LEFFLER SIMES PTY LTD

green building council australia  
MEMBER

Australian Institute of Architects  
Member

ISSUE	AMENDMENT	DATE	CHK'D
P 1	ISSUED FOR INFORMATION	16.12.19	SJE
P 2	ISSUED FOR INFORMATION	17.12.19	SJE
P 3	ISSUED FOR INFORMATION	16.01.20	SJE
P 4	ISSUED FOR INFORMATION	17.01.20	SJE
A	DA ISSUE	31.01.20	SJE
B	DA SUBMISSION	17.02.20	SN
C	DA SUBMISSION	27.02.20	SN



**SITE LEGEND**

- PROPERTY BOUNDARIES
- EASEMENTS
- CANOPY OUTLINE EXTENTS
- LANDSCAPING
- CARPACES

**DEVELOPMENT ANALYSIS TABLE**

SITE DESCRIPTION	
PROPOSED SITE AREA	87,924 m <sup>2</sup>
AREA ANALYSIS (GLA)	
PROPOSED WAREHOUSE (AMBIENT & CHILLED)	23,909 m <sup>2</sup>
PROPOSED BAKERY	502 m <sup>2</sup>
PROPOSED TOTE	622 m <sup>2</sup>
PROPOSED MAIN OFFICE (GF)	980 m <sup>2</sup>
PROPOSED MAIN OFFICE (FF)	950 m <sup>2</sup>
PROPOSED DATA CENTRES AREA	178 m <sup>2</sup>
PROPOSED WASTE AREA	46 m <sup>2</sup>
PROPOSED V.I HUT	39 m <sup>2</sup>
PROPOSED INBOUND/DIS. OFFICE	101 m <sup>2</sup>
PROPOSED GATEHOUSE	40 m <sup>2</sup>
PROPOSED VMU HUT (INCL. PLANT)	198 m <sup>2</sup>
<b>TOTAL AREA (GLA)</b>	<b>27,565 m<sup>2</sup></b>
AREA ANALYSIS (GFA)	
PROPOSED PLANT AREA	488 m <sup>2</sup>
PROPOSED ENERGY 01 AREA	800 m <sup>2</sup>
PROPOSED ENERGY 02 AREA	800 m <sup>2</sup>
<b>TOTAL AREA (GFA)</b>	<b>29,652 m<sup>2</sup></b>
SERVICE VEHICLE PARKING SCHEDULE	
VAN PARKING	276
TRAILER PARKING	42
PRIME MOVER PARKING	36
CAR PARKING SCHEDULE	
STAFF PARKING (GROUND LEVEL)	252
STAFF PARKING (LOWER LEVEL)	276
ACCESSIBLE PARKING	10
<b>TOTALS</b>	<b>538</b>
BIKE PARKING SCHEDULE	
MOTORCYCLE SPACES	20
BICYCLE SPACES	20
<b>TOTAL MOTOR/BICYCLE SPACES</b>	<b>40</b>

**PRELIMINARY**

**1 OVERALL SITE PLAN**  
Scale: 1:750



OVERALL SITE PLAN

**NOTE**  
 ENTRIES, EXITS & CARPARKING LAYOUTS ARE PRELIMINARY ONLY & SUBJECT TO TRAFFIC ENGINEERS DESIGN  
 SITE BOUNDARIES & SITE AREAS ARE INDICATIVE ONLY AND SUBJECT TO CONFIRMATION BY LICENSED SURVEYOR

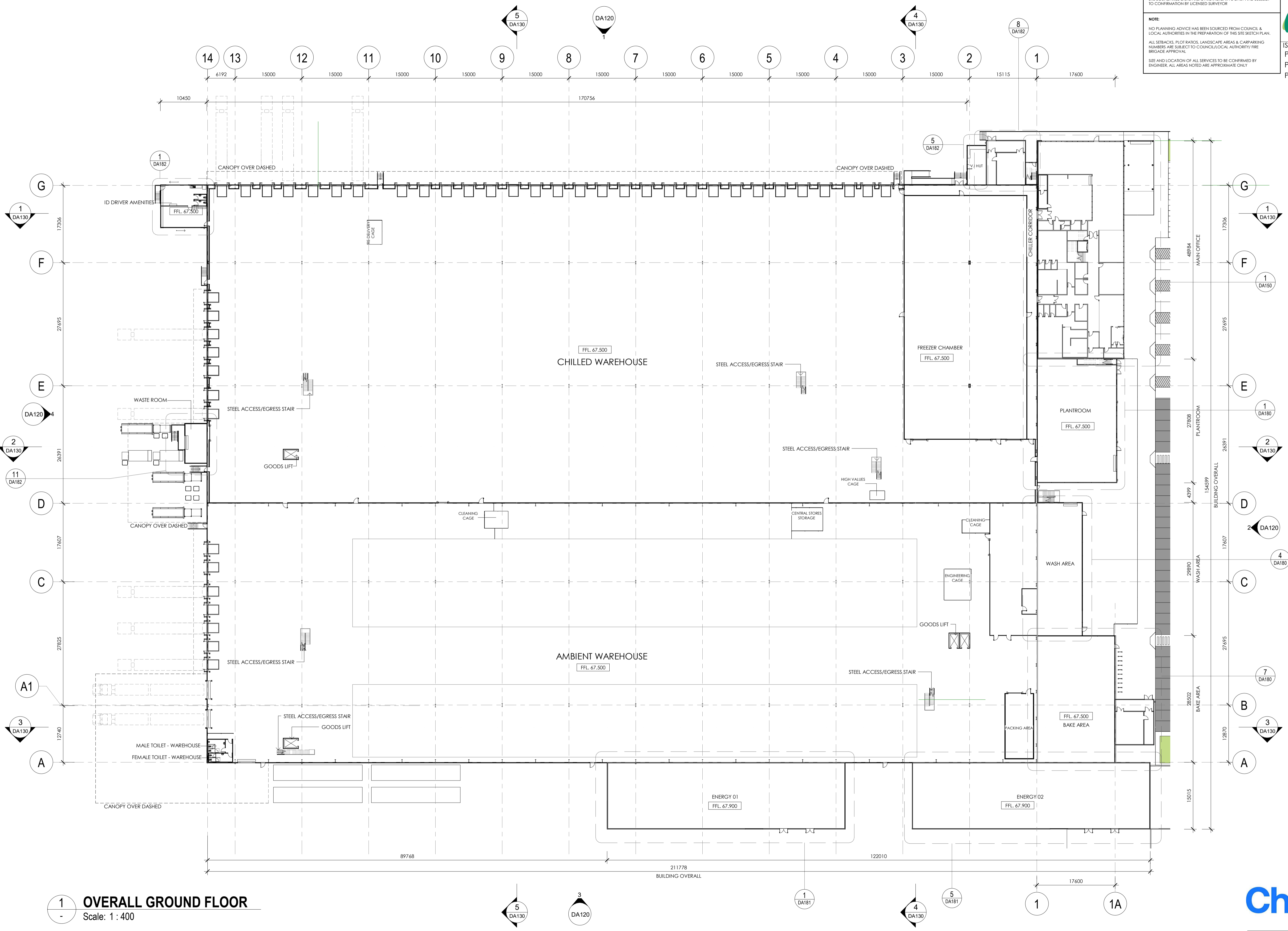
**NOTE**  
 NO PLANNING ADVICE HAS BEEN SOURCED FROM COUNCIL & LOCAL AUTHORITIES IN THE PREPARATION OF THIS SITE SKETCH PLAN.  
 ALL SETBACKS, PLOT RATIOS, LANDSCAPE AREAS & CARPARKING NUMBERS ARE SUBJECT TO COUNCIL/LOCAL AUTHORITY FIRE BRIGADE APPROVAL  
 SEE AND LOCATION OF ALL SERVICES TO BE CONFIRMED BY ENGINEER. ALL AREAS NOTED ARE APPROXIMATE ONLY

THIS DRAWING AND DESIGN IS SUBJECT TO COPYRIGHT AND MAY NOT BE REPRODUCED WITHOUT PRIOR WRITTEN CONSENT OF LEFFLER SIMES PTY LTD

green building council australia  
MEMBER

Member  
Australian Institute of Architects

ISSUE	AMENDMENT	DATE	CHK'D
P 1	ISSUED FOR INFORMATION	16.12.19	SJE
P 2	ISSUED FOR INFORMATION	17.12.19	SJE
P 3	ISSUED FOR INFORMATION	17.01.20	SJE
A	DA ISSUE	31.01.20	SJE
B	DA SUBMISSION	17.02.20	SN
C	DA SUBMISSION	27.02.20	SN



**1 OVERALL GROUND FLOOR**  
 Scale: 1 : 400

**PRELIMINARY**



OVERALL FLOOR PLAN

LEFFLER SIMES ARCHITECTS

NOTE:  
ENTRIES, EXITS & CARPARKING LAYOUTS ARE PRELIMINARY ONLY & SUBJECT TO TRAFFIC ENGINEERS DESIGN.  
SITE BOUNDARIES & SITE AREAS ARE INDICATIVE ONLY AND SUBJECT TO CONFIRMATION BY LICENSED SURVEYOR.

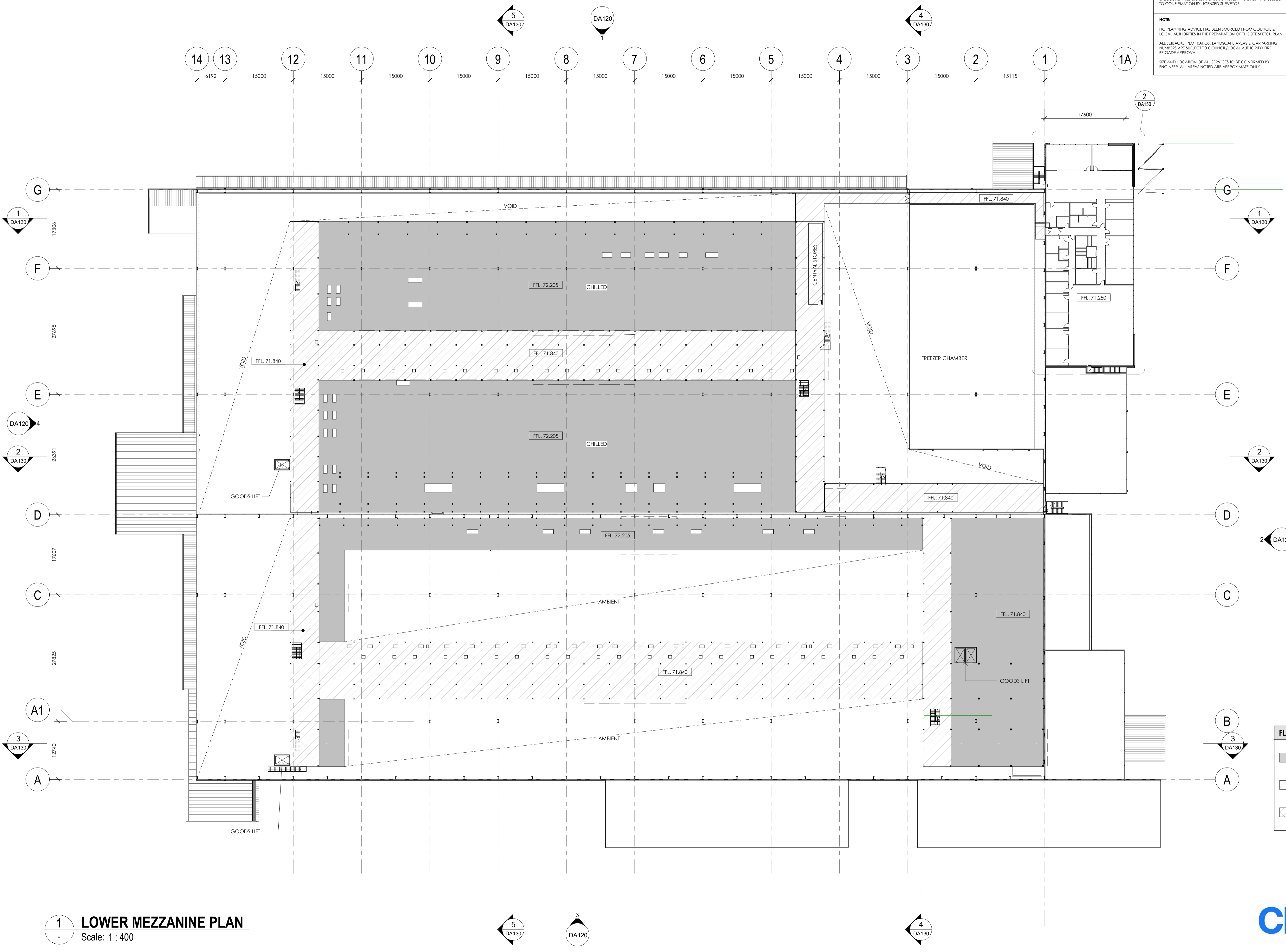
NOTE:  
NO PLANNING ADVICE HAS BEEN SOURCED FROM COUNCIL & LOCAL AUTHORITIES IN THE PREPARATION OF THIS SITE SKETCH PLAN.  
ALL SETBACKS, PLOT RATIOS, LANDSCAPE AREAS & CARPARKING NUMBERS ARE SUBJECT TO COUNCIL/LOCAL AUTHORITY FIRE BRIGADE APPROVAL.  
SEE AND LOCATION OF ALL SERVICES TO BE CONFIRMED BY ENGINEER. ALL AREAS NOTED ARE APPROXIMATE ONLY.

THIS DRAWING AND DESIGN IS SUBJECT TO COPYRIGHT AND MAY NOT BE REPRODUCED WITHOUT PRIOR WRITTEN CONSENT OF LEFFLER SIMES PTY LTD

green building council australia  
MEMBER

Member  
Australian Institute of Architects

ISSUE	AMENDMENT	DATE	CHK'D
P 1	ISSUED FOR INFORMATION	16.12.19	SJE
P 2	ISSUED FOR INFORMATION	17.12.19	SJE
P 3	ISSUED FOR INFORMATION	17.01.20	SJE
A	DA ISSUE	31.01.20	SJE
B	DA SUBMISSION	17.02.20	SN
C	DA SUBMISSION	27.02.20	SN



**FLOOR LEGEND**

	CONCRETE MEZZANINE
	TIMBER MEZZANINE
	STEEL MESH WALKWAY

**PRELIMINARY**

**1 LOWER MEZZANINE PLAN**  
Scale: 1:400



LOWER MEZZANINE PLAN

**NOTE:**  
 ENTRIES, EXITS & CARPARKING LAYOUTS ARE PRELIMINARY ONLY & SUBJECT TO TRAFFIC ENGINEERS DESIGN.  
 SITE BOUNDARIES & SITE AREAS ARE INDICATIVE ONLY AND SUBJECT TO CONFIRMATION BY LICENSED SURVEYOR.

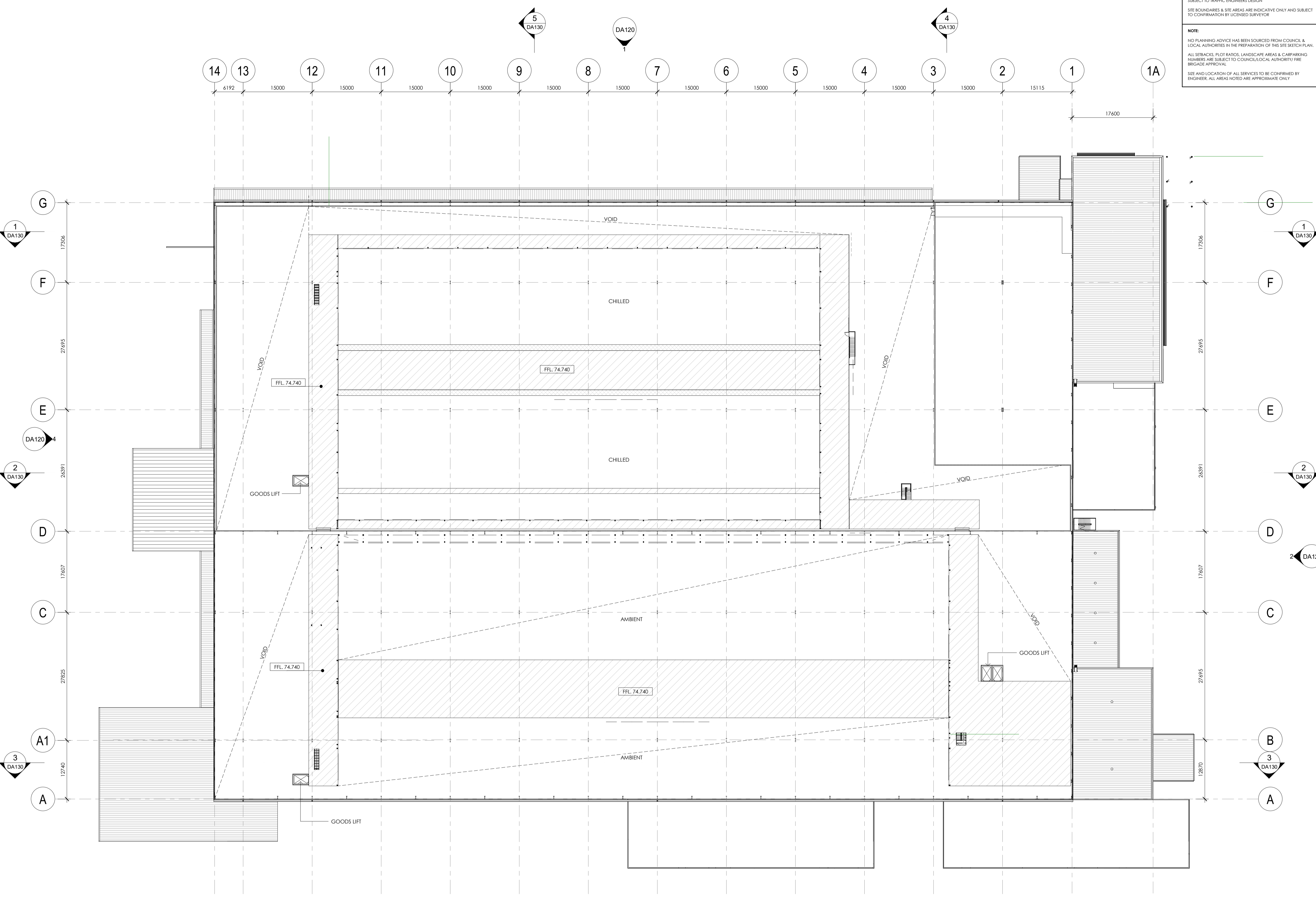
**NOTE:**  
 NO PLANNING ADVICE HAS BEEN SOURCED FROM COUNCIL & LOCAL AUTHORITIES IN THE PREPARATION OF THIS SITE SKETCH PLAN.  
 ALL SETBACKS, PLOT RATIOS, LANDSCAPE AREAS & CARPARKING NUMBERS ARE SUBJECT TO COUNCIL/LOCAL AUTHORITY FIRE BRIGADE APPROVAL.  
 SEE AND LOCATION OF ALL SERVICES TO BE CONFIRMED BY ENGINEER. ALL AREAS NOTED ARE APPROXIMATE ONLY.

THIS DRAWING AND DESIGN IS SUBJECT TO COPYRIGHT AND MAY NOT BE REPRODUCED WITHOUT PRIOR WRITTEN CONSENT OF LEFFLER SIMES PTY LTD

green building council australia  
MEMBER

Member  
Australian Institute of Architects

ISSUE	AMENDMENT	DATE	CHK'D
P 1	ISSUED FOR INFORMATION	16.12.19	SJE
P 2	ISSUED FOR INFORMATION	17.12.19	SJE
P 3	ISSUED FOR INFORMATION	17.01.20	SJE
A	DA ISSUE	31.01.20	SJE
B	DA SUBMISSION	17.02.20	SN
C	DA SUBMISSION	27.02.20	SN



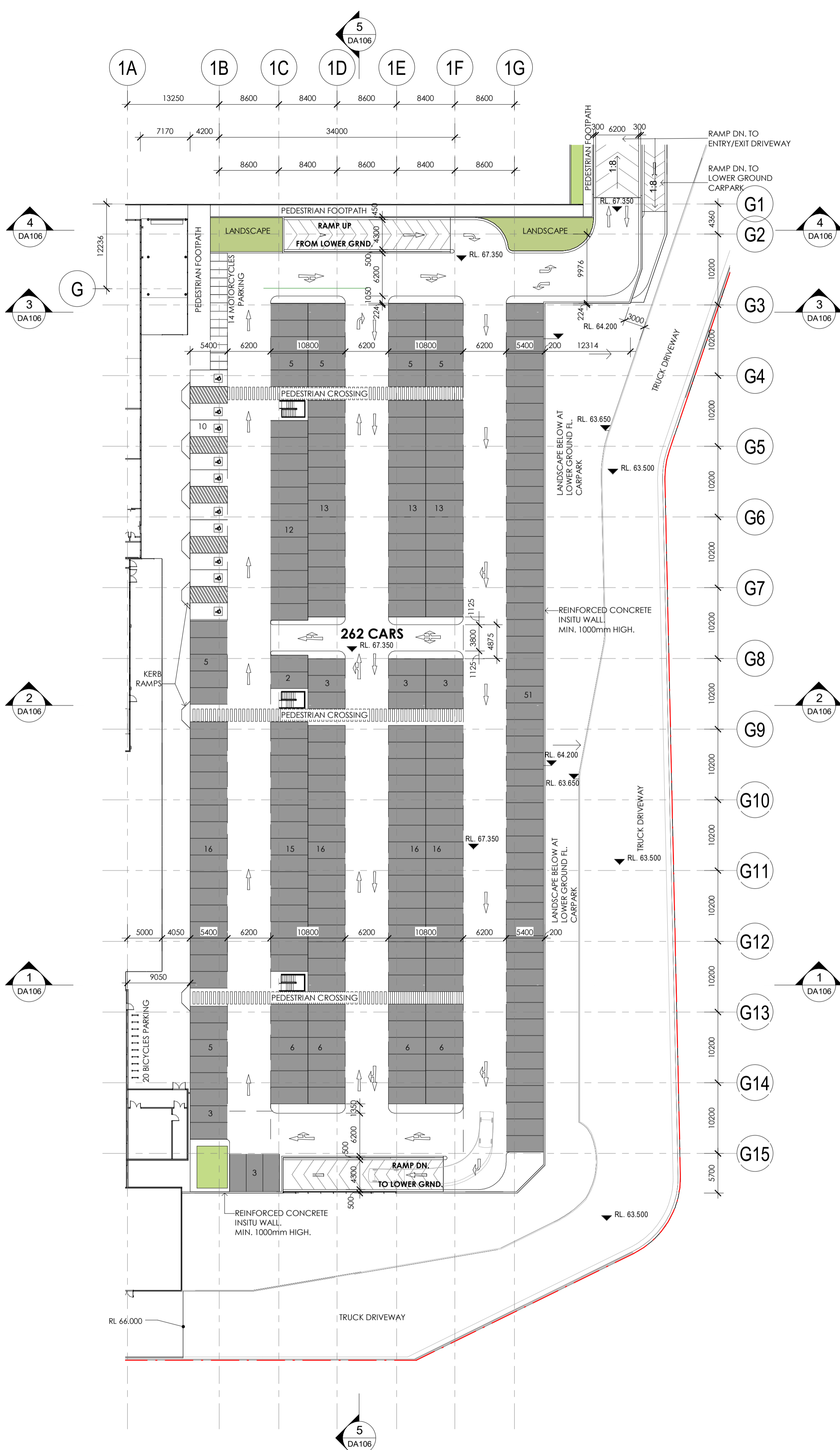
**PRELIMINARY**

FLOOR LEGEND	
	CONCRETE MEZZANINE
	TIMBER MEZZANINE
	STEEL MESH WALKWAY

**1 UPPER MEZZANINE PLAN**  
 Scale: 1 : 400



UPPER MEZZANINE PLAN



**1 CARPARK - GROUND FLOOR**  
Scale: 1 : 400



**2 CARPARK - LOWER GROUND**  
Scale: 1 : 400

**NOTE**  
ENTRIES, EXITS & CARPARKING LAYOUTS ARE PRELIMINARY ONLY & SUBJECT TO TRAFFIC ENGINEERS DESIGN.  
SITE BOUNDARIES & SITE AREAS ARE INDICATIVE ONLY AND SUBJECT TO CONFIRMATION BY LICENSED SURVEYOR.

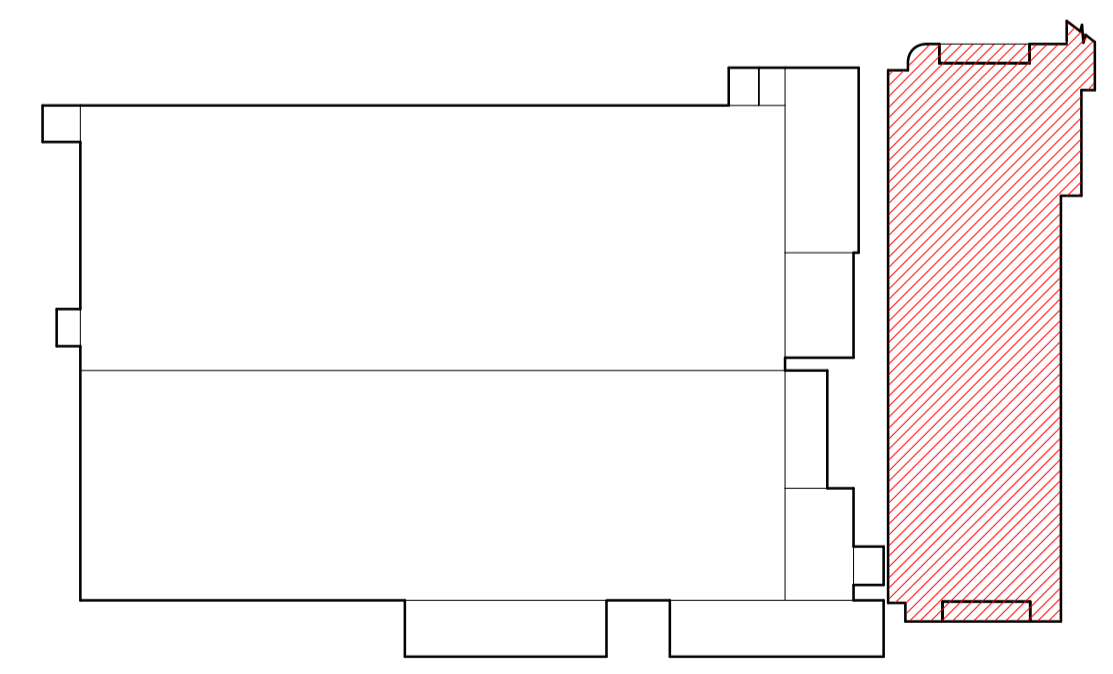
**NOTE**  
NO PLANNING ADVICE HAS BEEN SOURCED FROM COUNCIL & LOCAL AUTHORITIES IN THE PREPARATION OF THIS SITE SKETCH PLAN.  
ALL SETBACKS, PLOT RATIOS, LANDSCAPE AREAS & CARPARKING NUMBERS ARE SUBJECT TO COUNCIL/LOCAL AUTHORITY FIRE BRIGADE APPROVAL.  
SEE AND LOCATION OF ALL SERVICES TO BE CONFIRMED BY ENGINEER. ALL AREAS NOTED ARE APPROXIMATE ONLY.

THIS DRAWING AND DESIGN IS SUBJECT TO COPYRIGHT AND MAY NOT BE REPRODUCED WITHOUT PRIOR WRITTEN CONSENT OF LEFFLER SIMES PTY LTD

green building council australia MEMBER  
Member Australian Institute of Architects

ISSUE	AMENDMENT	DATE	CHK'D
P 1	ISSUED FOR INFORMATION	16.12.19	SJE
P 2	ISSUED FOR INFORMATION	17.12.19	SJE
P 3	ISSUED FOR INFORMATION	17.01.20	SJE
A	DA ISSUE	31.01.20	SJE
B	DA SUBMISSION	17.02.20	SN
C	DA SUBMISSION	27.02.20	SN

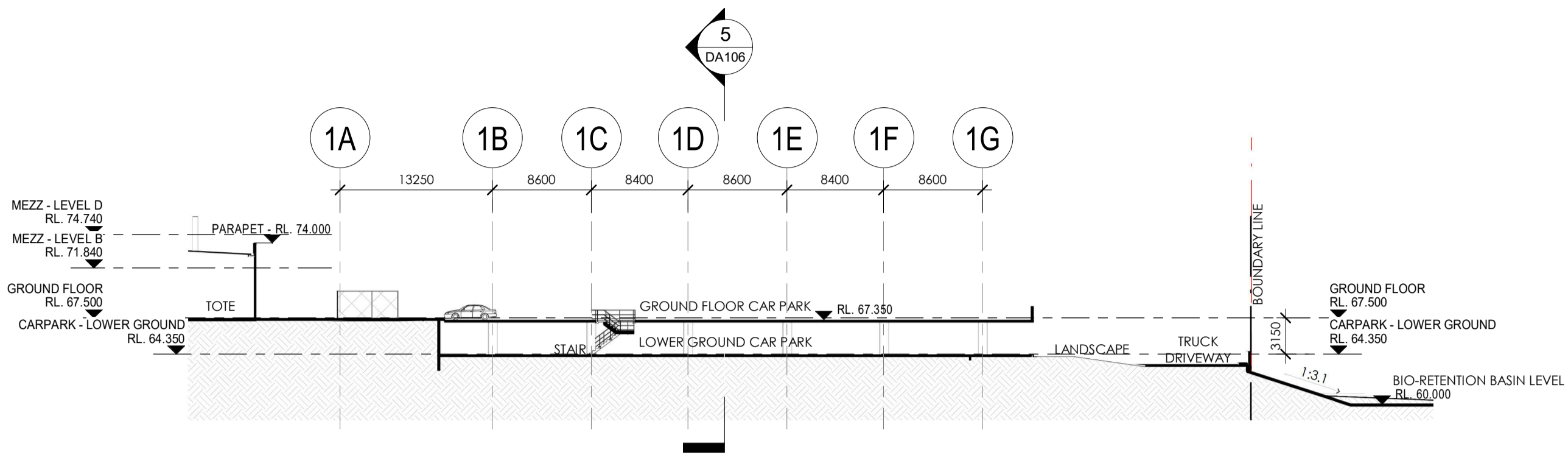
CAR PARKING SCHEDULE	
STAFF PARKING (GROUND LEVEL)	252
STAFF PARKING (LOWER LEVEL)	276
ACCESSIBLE PARKING	10
<b>TOTALS</b>	<b>538</b>
BIKE PARKING SCHEDULE	
MOTORCYCLE SPACES	20
BICYCLE SPACES	20
<b>TOTAL MOTOR/BICYCLE SPACES</b>	<b>40</b>



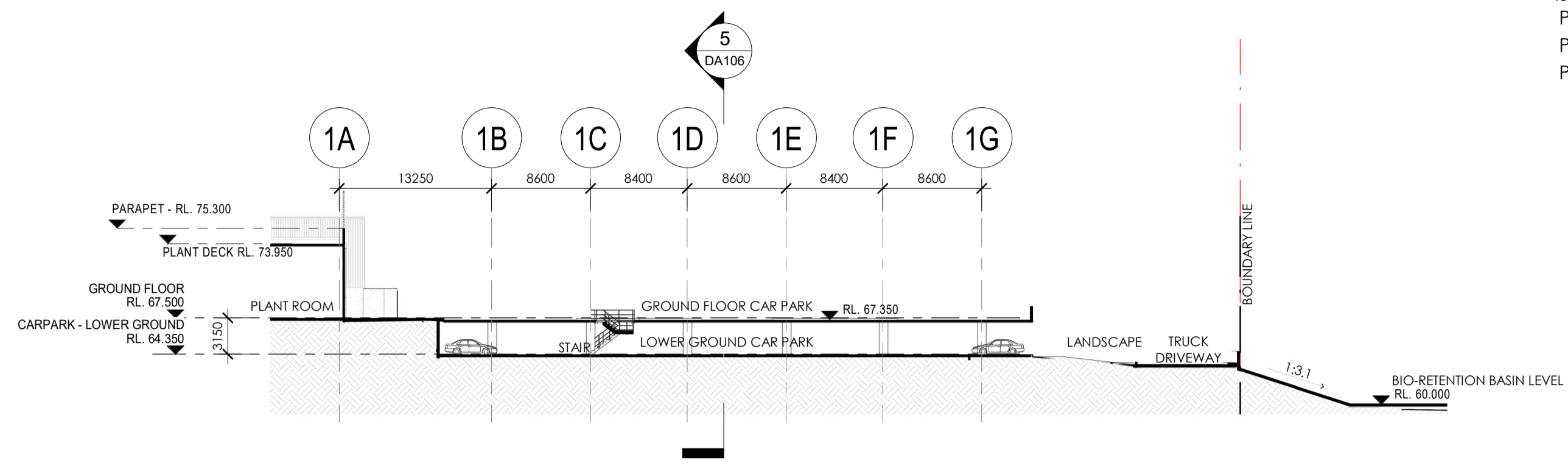
**PRELIMINARY**



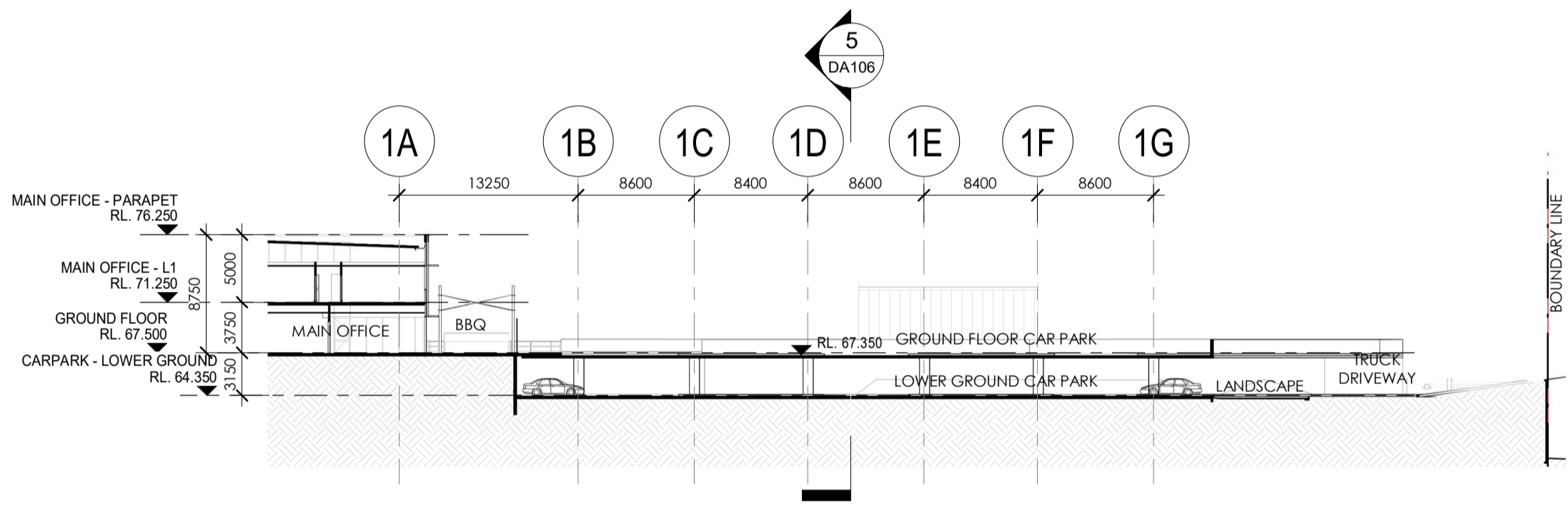
ISSUE	AMENDMENT	DATE	CHK'D
P 1	ISSUED FOR INFORMATION	16.12.19	SJE
P 2	ISSUED FOR INFORMATION	17.12.19	SJE
P 3	ISSUED FOR INFORMATION	17.01.20	SJE
A	DA ISSUE	31.01.20	SJE
B	DA SUBMISSION	17.02.20	SN
C	DA SUBMISSION	27.02.20	SN



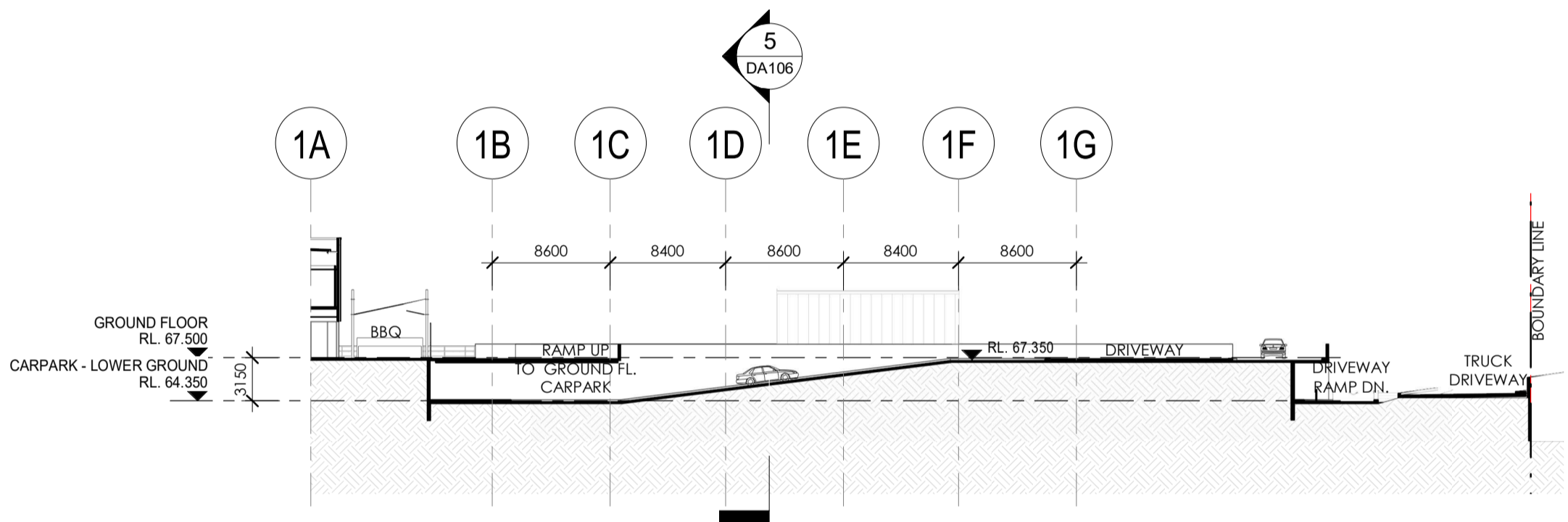
**1 SECTION 1**  
 DA105 Scale: 1 : 400



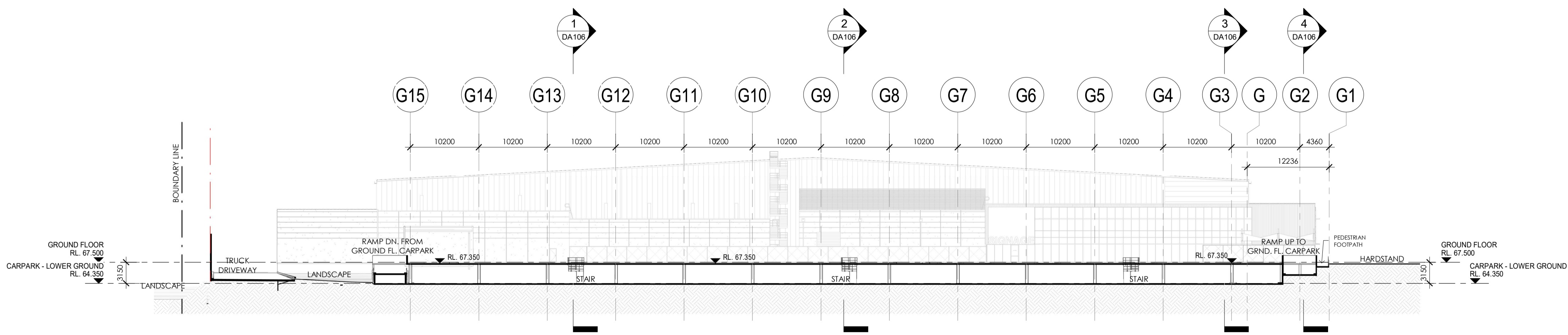
**2 SECTION 2**  
 DA105 Scale: 1 : 400



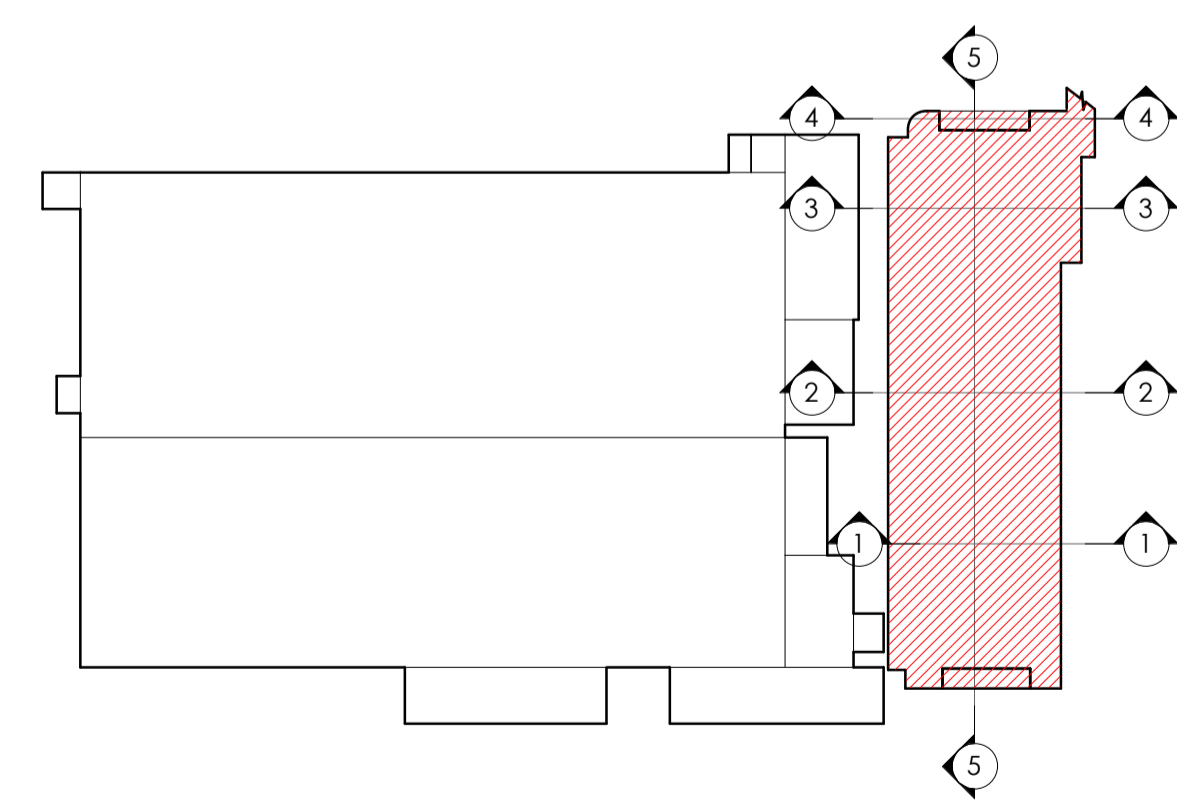
**3 SECTION 3**  
 DA105 Scale: 1 : 400



**4 SECTION 4**  
 DA105 Scale: 1 : 400



**5 SECTION 5**  
 DA105 Scale: 1 : 400



**PRELIMINARY**

**FDC**

**Charter Hall**

STAFF CAR PARKING SECTIONS

**NOTE**  
 ENTRIES, EXITS & CARPARKING LAYOUTS ARE PRELIMINARY ONLY & SUBJECT TO TRAFFIC ENGINEERS DESIGN  
 SITE BOUNDARIES & SITE AREAS ARE INDICATIVE ONLY AND SUBJECT TO CONFIRMATION BY LICENSED SURVEYOR

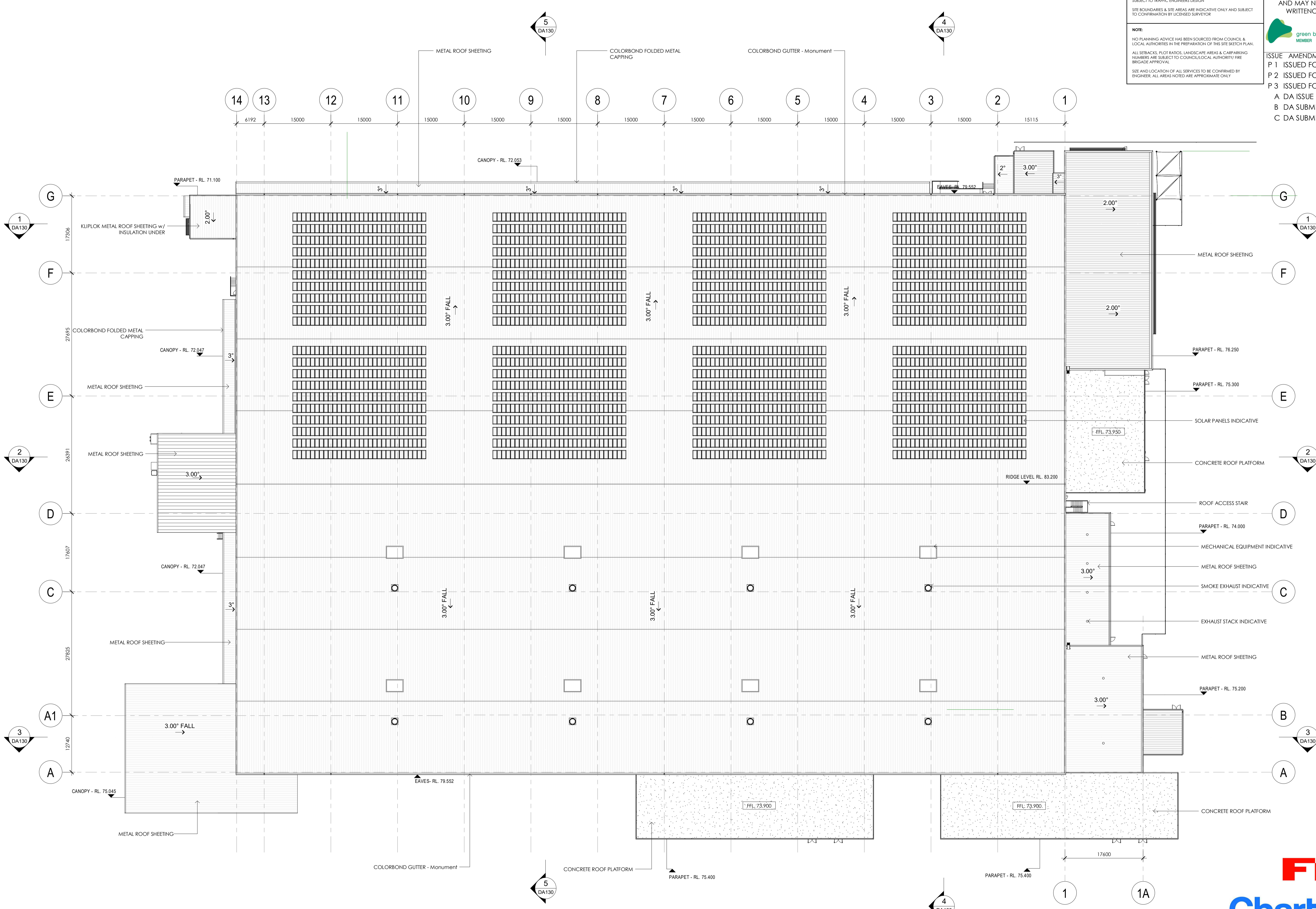
**NOTE**  
 NO PLANNING ADVICE HAS BEEN SOURCED FROM COUNCIL & LOCAL AUTHORITIES IN THE PREPARATION OF THIS SITE SKETCH PLAN.  
 ALL SETBACKS, PLOT RATIOS, LANDSCAPE AREAS & CARPARKING NUMBERS ARE SUBJECT TO COUNCIL/LOCAL AUTHORITY FIRE BRIGADE APPROVAL  
 SEE AND LOCATION OF ALL SERVICES TO BE CONFIRMED BY ENGINEER. ALL AREAS NOTED ARE APPROXIMATE ONLY

THIS DRAWING AND DESIGN IS SUBJECT TO COPYRIGHT AND MAY NOT BE REPRODUCED WITHOUT PRIOR WRITTEN CONSENT OF LEFFLER SIMES PTY LTD

green building council australia  
MEMBER

Member  
Australian Institute of Architects

ISSUE	AMENDMENT	DATE	CHK'D
P 1	ISSUED FOR INFORMATION	16.12.19	SJE
P 2	ISSUED FOR INFORMATION	17.12.19	SJE
P 3	ISSUED FOR INFORMATION	17.01.20	SJE
A	DA ISSUE	31.01.20	SJE
B	DA SUBMISSION	17.02.20	SN
C	DA SUBMISSION	27.02.20	SN



**PRELIMINARY**

**1 OVERALL ROOF PLAN**  
 Scale: 1 : 400



ISSUE	AMENDMENT	DATE	CHK'D
P 1	ISSUED FOR INFORMATION	16.12.19	SJE
P 2	ISSUED FOR INFORMATION	17.12.19	SJE
P 3	ISSUED FOR INFORMATION	17.01.20	SJE
A	DA ISSUE	31.01.20	SJE
B	DA SUBMISSION	17.02.20	SN
C	DA SUBMISSION	27.02.20	SN

CONCRETE FINISHES		
TAG	SAMPLE	Material: Comments
1A.3		PRECAST CONCRETE PANELS CLASS 2 FINISH w/ PAINT FINISH 'Shale Grey'
1A.4		PRECAST CONCRETE PANELS CLASS 2 FINISH w/ PAINT FINISH 'Monument'
1A.6		PRECAST CONCRETE PANELS CLASS 2 FINISH w/ PAINT FINISH 'Red'

METAL CLADDING FINISHES		
TAG	SAMPLE	Material: Comments
2A.1		COLORBOND STEEL VERTICAL PREFINISHED CLADDING 'Basalt'
2A.2		COLORBOND STEEL VERTICAL PREFINISHED CLADDING 'Windspray'
2A.3		COLORBOND STEEL VERTICAL PREFINISHED CLADDING 'Shale Grey'
2A.4		COLORBOND STEEL HORIZONTAL PREFINISHED CLADDING 'Monument'
2A.5		COLORBOND STEEL VERTICAL PREFINISHED CLADDING 'Surfsmist'
2A.6		COLORBOND STEEL VERTICAL PREFINISHED CLADDING 'Red'
2B.5		COLORBOND STEEL VERTICAL PREFINISHED CLADDING 'Surfsmist' - PROFILE SHOWN OR SIMILAR

GLAZING FINISHES		
TAG	SAMPLE	Material: Comments
3A		TINTED DOUBLE GLAZED LAMINATED SAFETY GLASS
3B		GREY VISION/SPANDREL PANEL GLAZING (GLASS TBC)

ALUMINIUM FINISHES		
TAG	SAMPLE	Material: Comments
4A		ALUMINIUM WINDOW FRAME POWDERCOAT FINISH COLOUR: BLACK
4B		ALUMINIUM LOUVRE SCREEN POWDERCOAT FINISH COLOUR: BLACK

ALUMINIUM CLADDING FINISHES		
TAG	SAMPLE	Material: Comments
5A.6		SOLID ALUMINIUM PANEL CLADDING - Red - 'NON COMBUSTIBLE'

DOOR FINISHES		
TAG	SAMPLE	Material: Comments
6A.4		ROLLER SHUTTER DOOR 'COLORBOND FINISH' - Monument
6B.2		PAINTED EGRESS DOOR - Windspray
6C.4		ALUMINIUM DOOR POWDERCOAT FINISH - Monument

COLORBOND PROFILE FINISHES		
TAG	SAMPLE	DESCRIPTION
7A.4		COLORBOND FOLDED EAVES GUTTER - Monument
7B.4		COLORBOND DOWNPIPE - Monument
7C.1		COLORBOND FOLDED FASCIA CAPPING - Basalt
7C.4		COLORBOND FOLDED CAPPING - Monument
7C.5		COLORBOND FOLDED CAPPING - Surfsmist

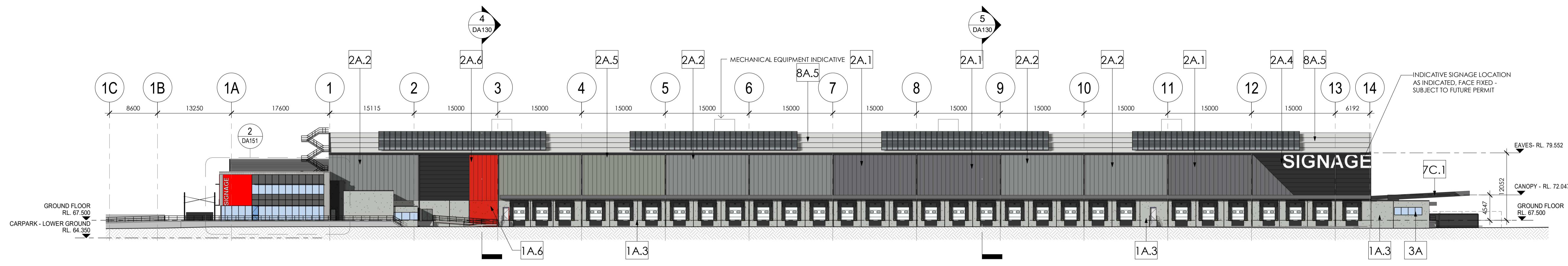
ROOFING FINISHES		
TAG	SAMPLE	Material: Comments
8A.5		METAL ROOF SHEETING - COLORBOND FINISH - Surfsmist
8B		SHADE SAIL FABRIC - White - TRANSLUCENT

PRELIMINARY

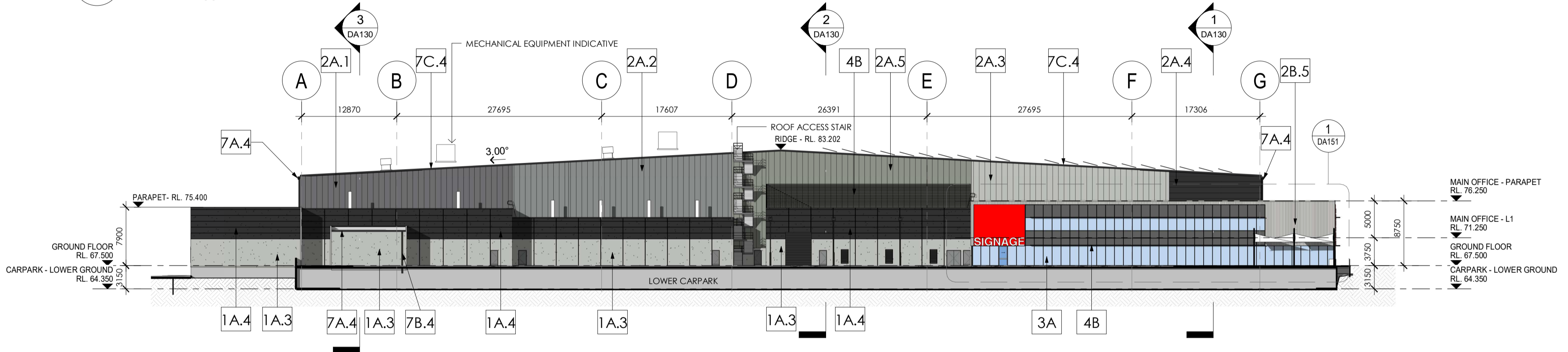
THIS DRAWING AND DESIGN IS SUBJECT TO COPYRIGHT AND MAY NOT BE REPRODUCED WITHOUT PRIOR WRITTEN CONSENT OF LEFFLER SIMES PTY LTD



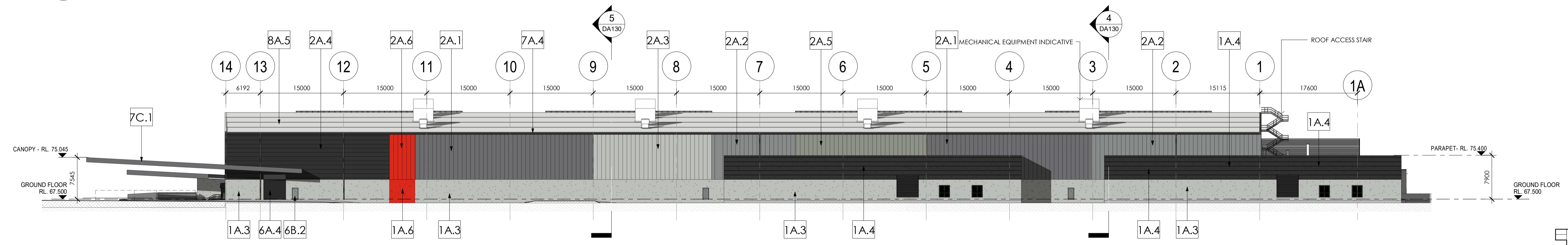
ISSUE	AMENDMENT	DATE	CHK'D
P 1	ISSUED FOR INFORMATION	16.12.19	SJE
P 2	ISSUED FOR INFORMATION	17.12.19	SJE
P 3	ISSUED FOR INFORMATION	17.01.20	SJE
A	DA ISSUE	31.01.20	SJE
B	DA SUBMISSION	17.02.20	SN
C	DA SUBMISSION	27.02.20	SN



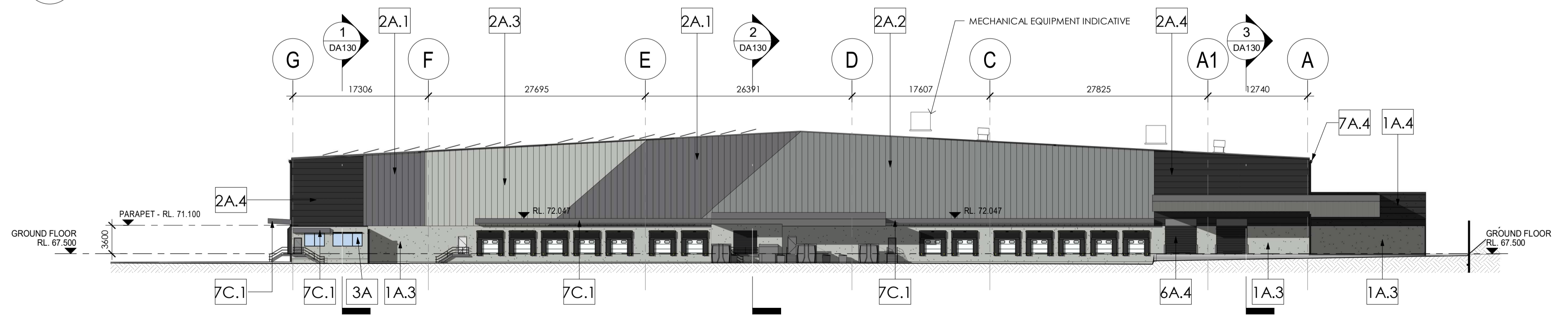
**1 OVERALL NORTH ELEVATION**  
Scale: 1 : 400



**2 OVERALL EAST ELEVATION**  
Scale: 1 : 400



**3 OVERALL SOUTH ELEVATION**  
Scale: 1 : 400

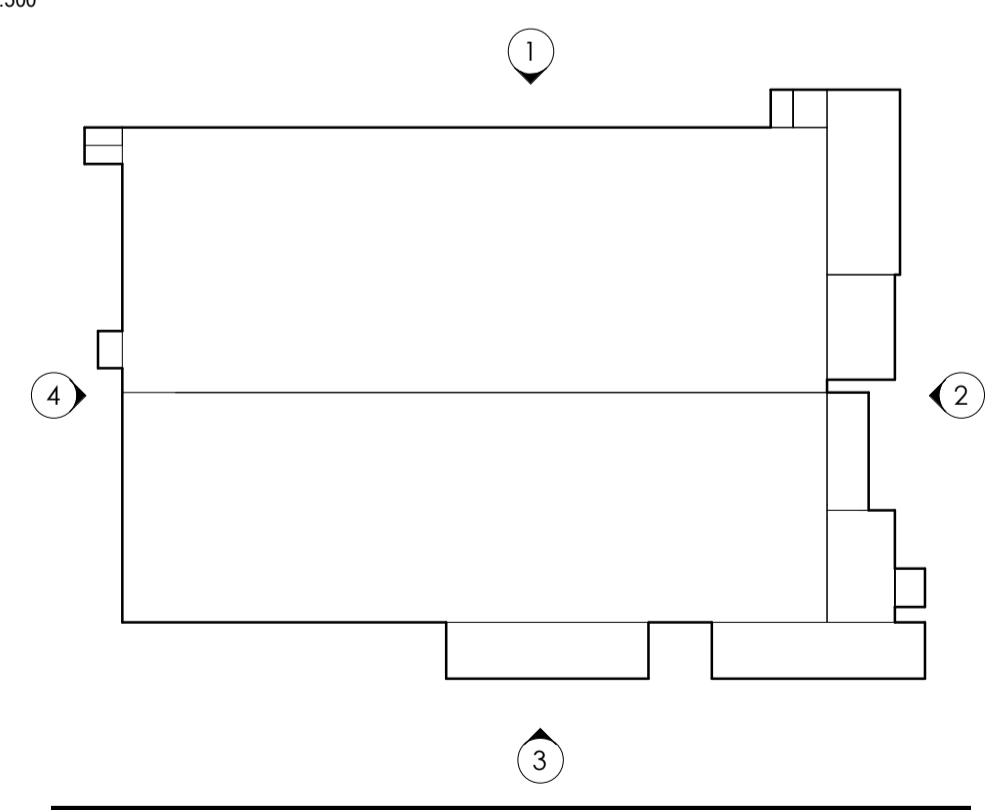


**4 OVERALL WEST ELEVATION**  
Scale: 1 : 400

**NOTE:**  
PLEASE REFER TO EXTERNAL FINISHES SHEET FOR DETAILED DESCRIPTION AND SAMPLE OF PROPOSED EXTERNAL FACADE.

EXTERNAL FINISHES	
TAG	DESCRIPTION
1A.3	CONCRETE - PRECAST - Shale grey
1A.4	CONCRETE - PRECAST - Monument
1A.6	CONCRETE - PRECAST - Red
2A.1	TRIMDEK - Basalt
2A.2	TRIMDEK - Windspray
2A.3	TRIMDEK - Shale Grey
2A.4	TRIMDEK - Monument
2A.5	TRIMDEK - Surfsmist
2A.6	TRIMDEK - Red
2B.5	LONGLINE - Surfsmist
3A	GLAZING - CLEAR
3B	GLAZING - SPANDREL - GREY
4A	POWDERCOATED ALUMINIUM - 'Black'
5A.6	ALUMINIUM CLADDING - Red
6A.4	ROLLER DOOR - Monument
6B.2	EGRESS DOOR - Windspray
6C.4	P/C ALUMINIUM DOOR - 'Monument'
7B.4	COLORBOND DOWNPIPE- Monument
7C.1	COLORBOND FASCIA - Basalt
7C.4	COLORBOND CAPPING - Monument
7C.5	COLORBOND CAPPING - Surfsmist
8A.5	METAL ROOF SHEETING
8B	SHADE SAIL - TRANSLUCENT

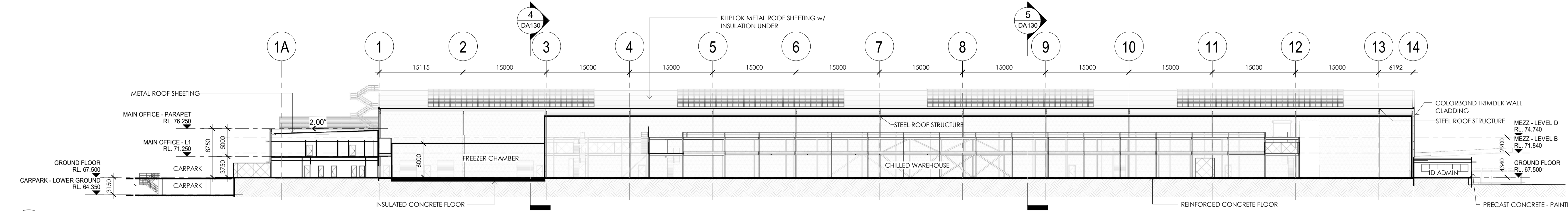
PRELIMINARY



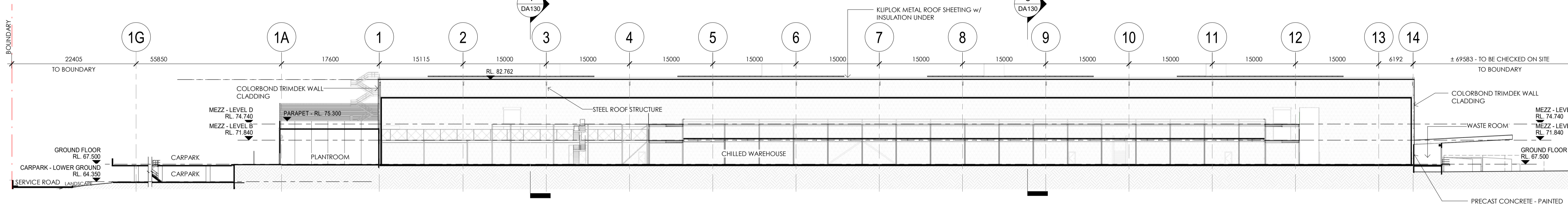
OVERALL ELEVATIONS

LEFFLER SIMES ARCHITECTS

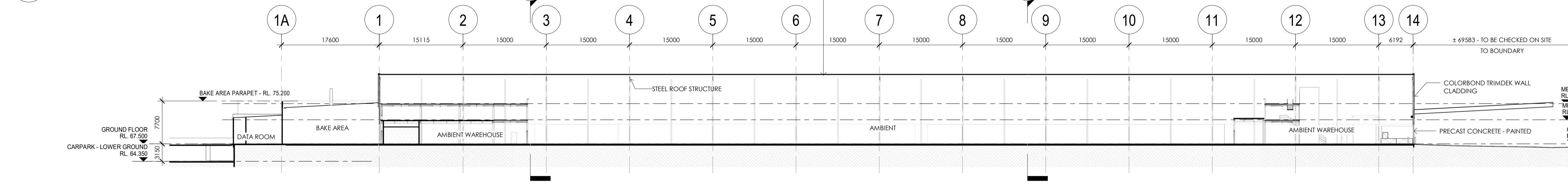
ISSUE	AMENDMENT	DATE	CHK'D
P 1	ISSUED FOR INFORMATION	16.12.19	SJE
P 2	ISSUED FOR INFORMATION	17.12.19	SJE
P 3	ISSUED FOR INFORMATION	17.01.20	SJE
A	DA ISSUE	31.01.20	SJE
B	DA SUBMISSION	17.02.20	SN
C	DA SUBMISSION	27.02.20	SN



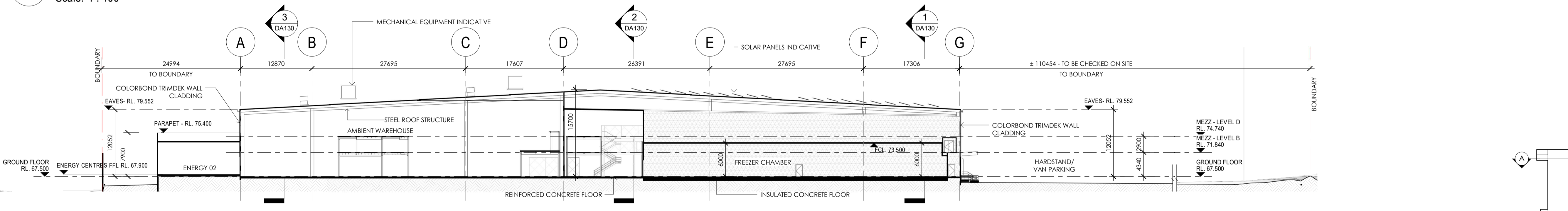
**1 OVERALL SECTION AA**  
 DA100 Scale: 1:400



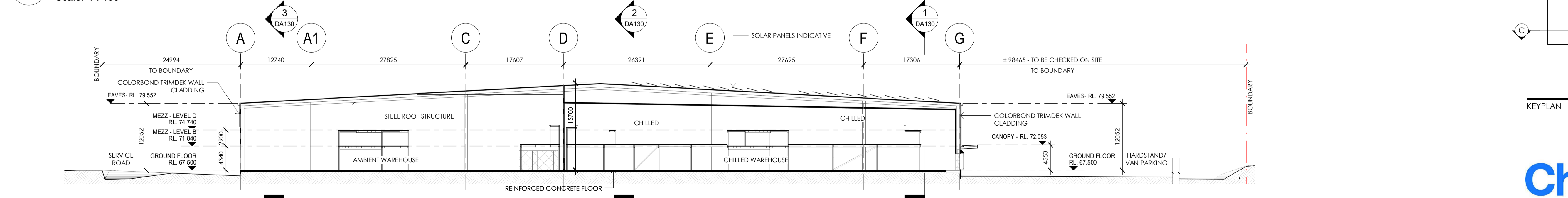
**2 OVERALL SECTION BB**  
 DA100 Scale: 1:400



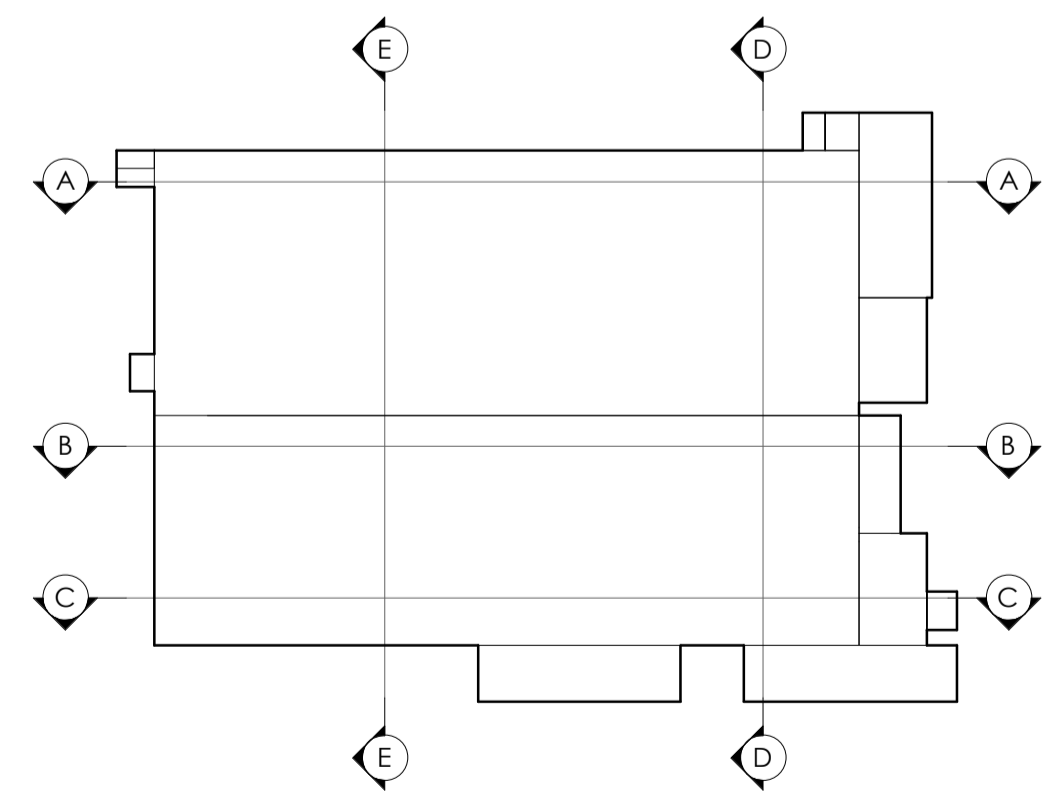
**3 OVERALL SECTION CC**  
 DA100 Scale: 1:400



**4 OVERALL SECTION DD**  
 DA100 Scale: 1:400



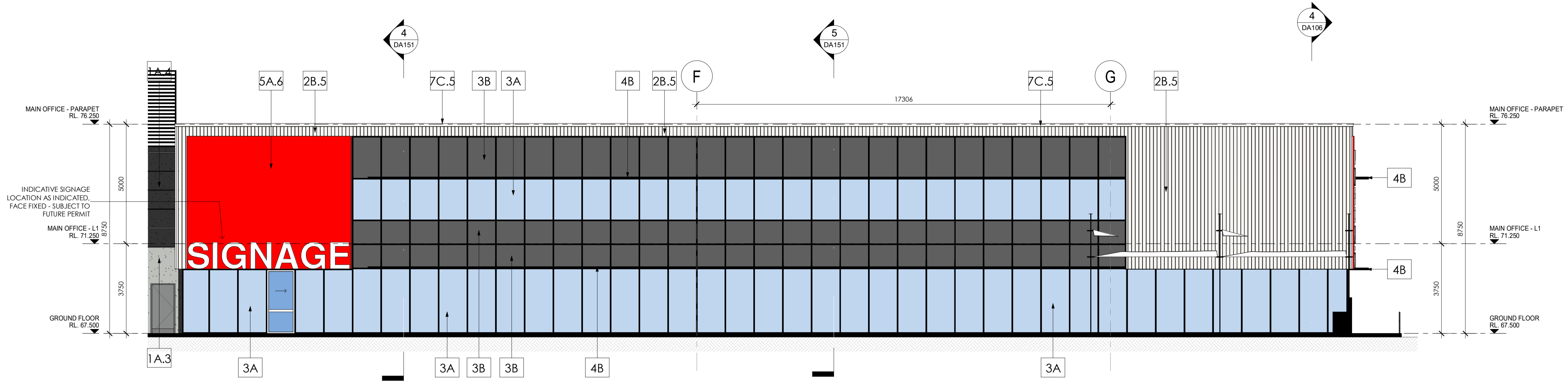
**5 OVERALL SECTION EE**  
 DA100 Scale: 1:400



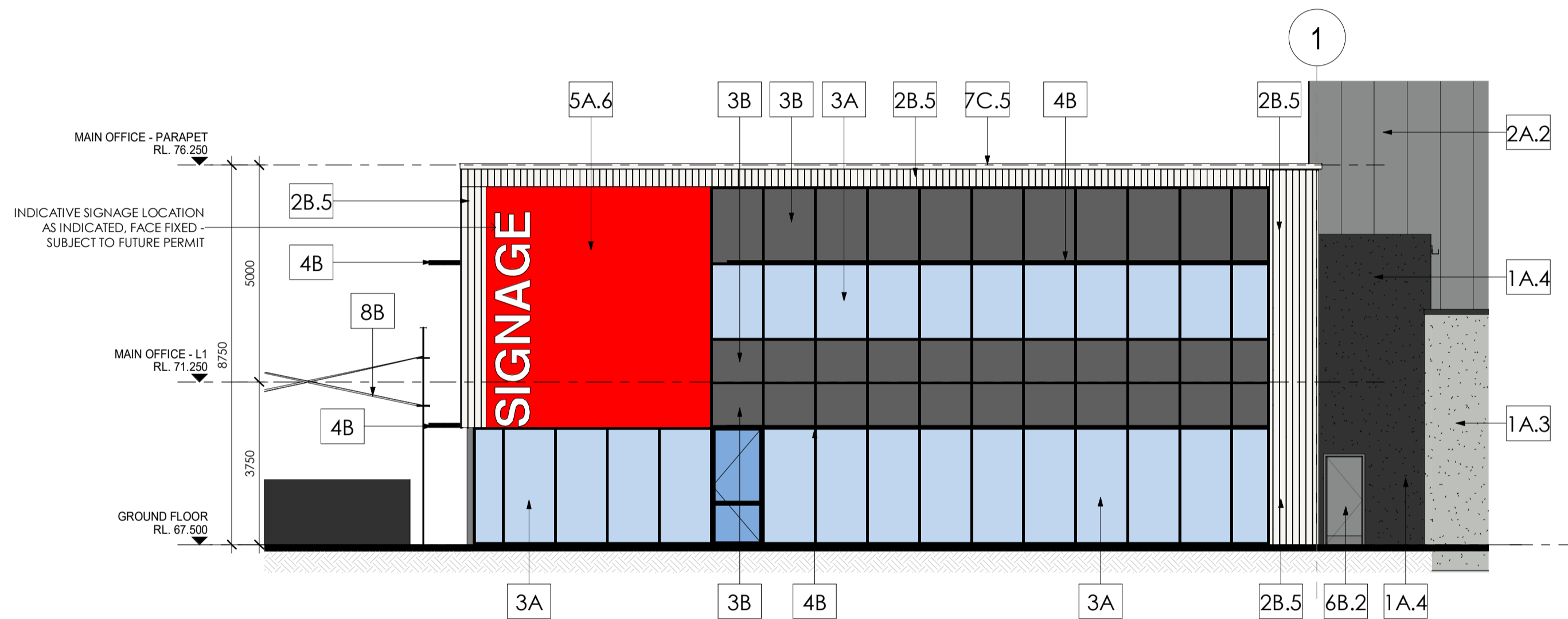
PRELIMINARY



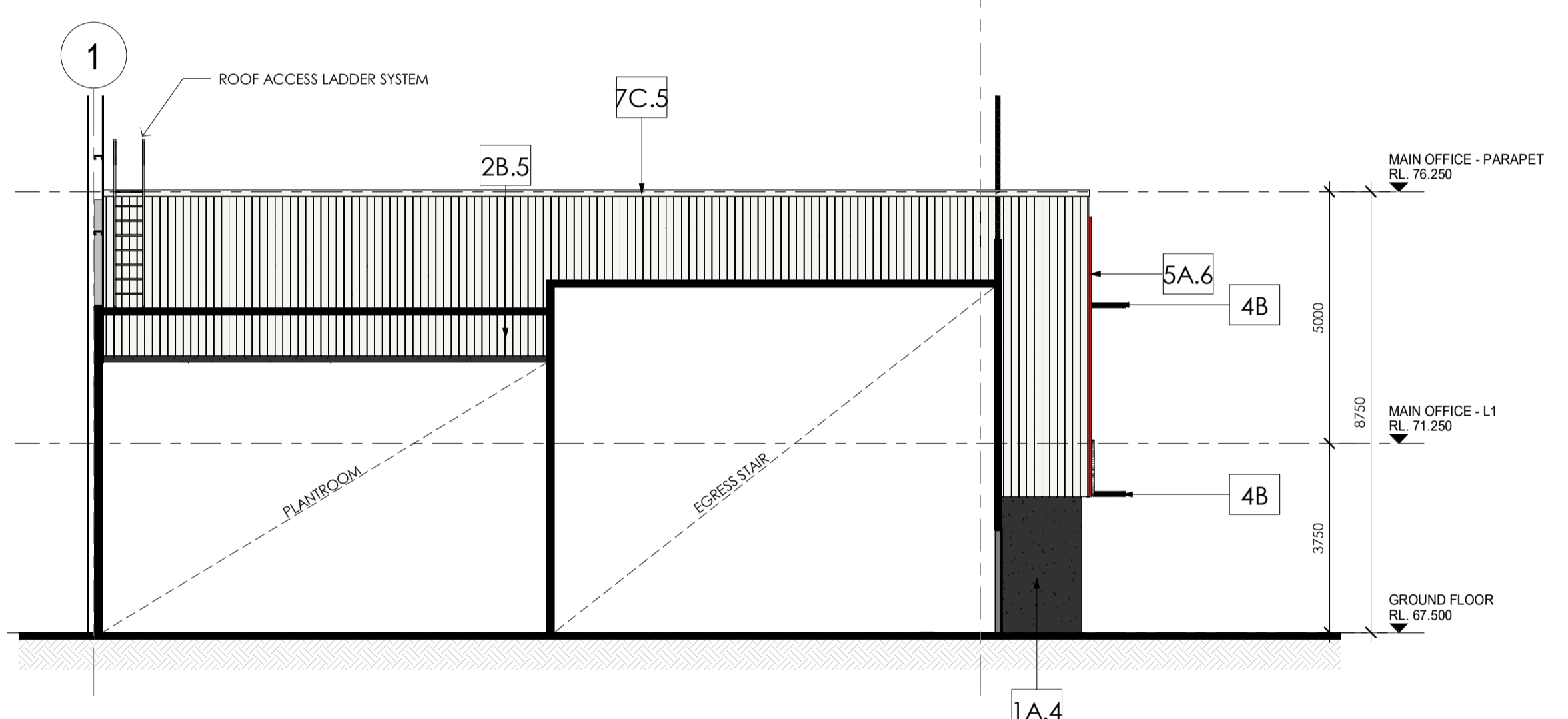
ISSUE	AMENDMENT	DATE	CHK'D
P 1	ISSUED FOR INFORMATION	16.12.19	SJE
P 2	ISSUED FOR INFORMATION	17.12.19	SJE
P 3	ISSUED FOR INFORMATION	17.01.20	SJE
A	DA ISSUE	31.01.20	SJE
B	DA SUBMISSION	17.02.20	SN
C	DA SUBMISSION	27.02.20	SN



**1 MAIN OFFICE - ELEVATION EAST**  
 Scale: 1 : 100



**2 MAIN OFFICE - ELEVATION NORTH**  
 Scale: 1 : 100

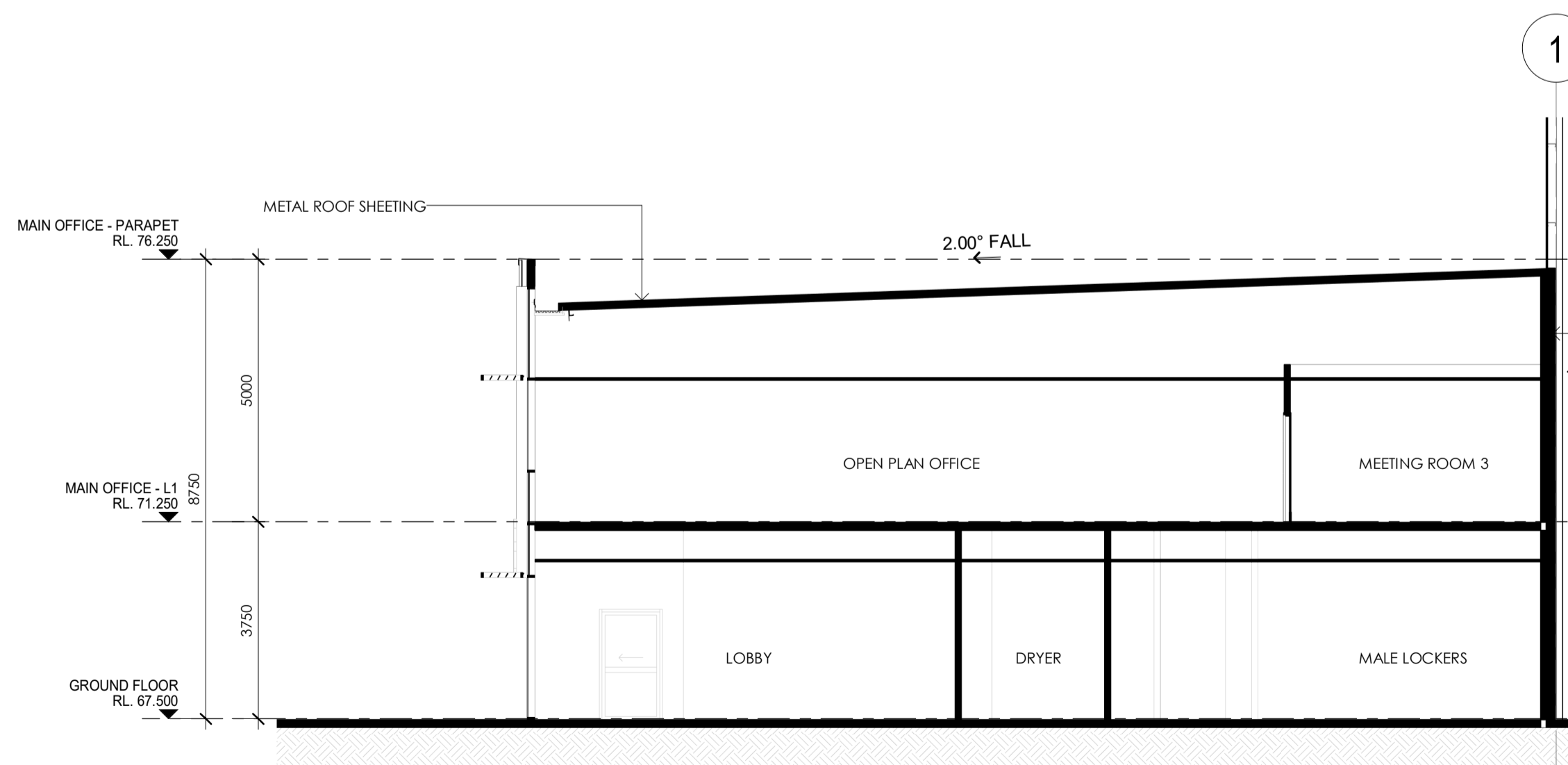


**3 MAIN OFFICE - ELEVATION SOUTH**  
 Scale: 1 : 100

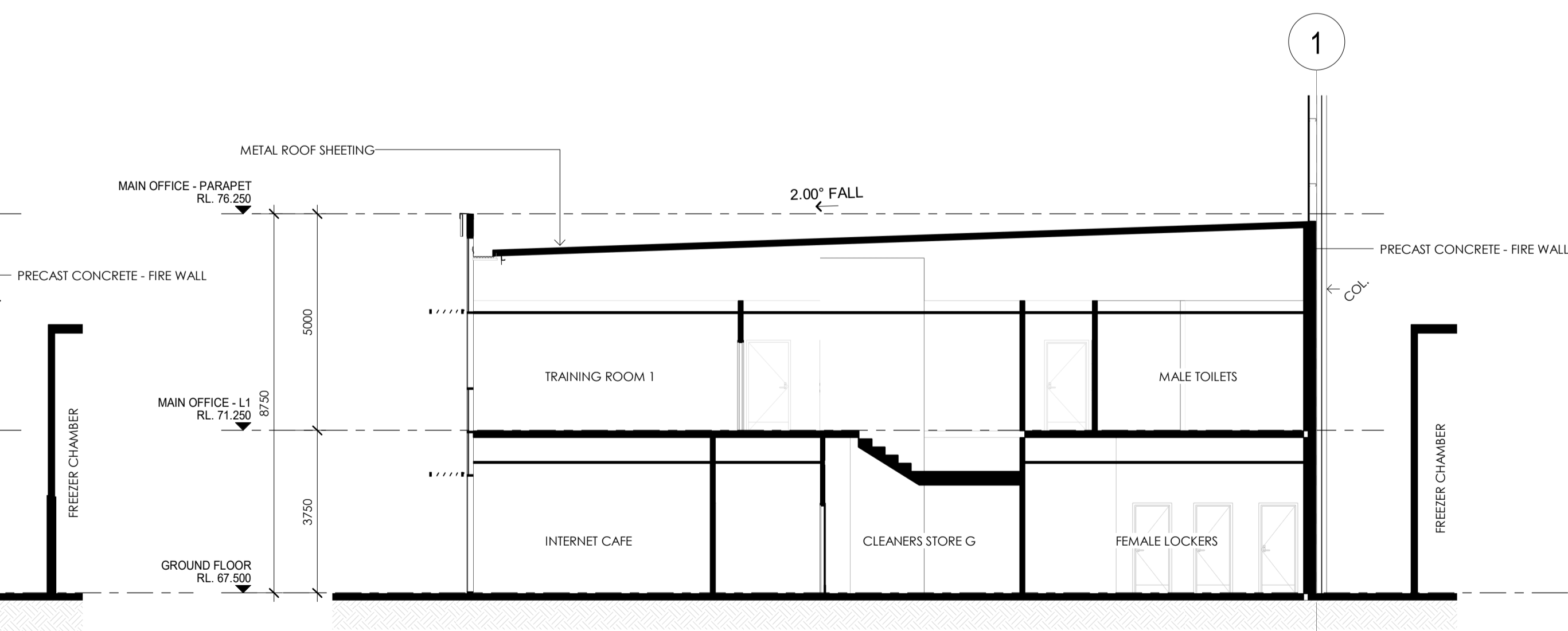
**NOTE:**  
 PLEASE REFER TO EXTERNAL FINISHES SHEET FOR DETAILED DESCRIPTION AND SAMPLE OF PROPOSED EXTERNAL FACADE.

EXTERNAL FINISHES	
TAG	DESCRIPTION
1A.3	CONCRETE - PRECAST - Shale grey
1A.4	CONCRETE - PRECAST - Monument
1A.6	CONCRETE - PRECAST - Red
2A.1	TRIMDEK - Basalt
2A.2	TRIMDEK - Windspray
2A.3	TRIMDEK - Shale Grey
2A.4	TRIMDEK - Monument
2A.5	TRIMDEK - Surfmist
2A.6	TRIMDEK - Red
2B.5	LONGLINE - Surfmist
3A	GLAZING - CLEAR
3B	GLAZING - SPANDREL - GREY
4A	POWDERCOATED ALUMINIUM - 'Black'
5A.6	ALUMINIUM CLADDING - Red
6A.4	ROLLER DOOR - Monument
6B.2	EGRESS DOOR - Windspray
6C.4	P/C ALUMINIUM DOOR - 'Monument'
7B.4	COLORBOND DOWNPIPE - Monument
7C.1	COLORBOND FASCIA - Basalt
7C.4	COLORBOND CAPPING - Monument
7C.5	COLORBOND CAPPING - Surfmist
8A.5	METAL ROOF SHEETING
8B	SHADE SAIL - TRANSLUCENT

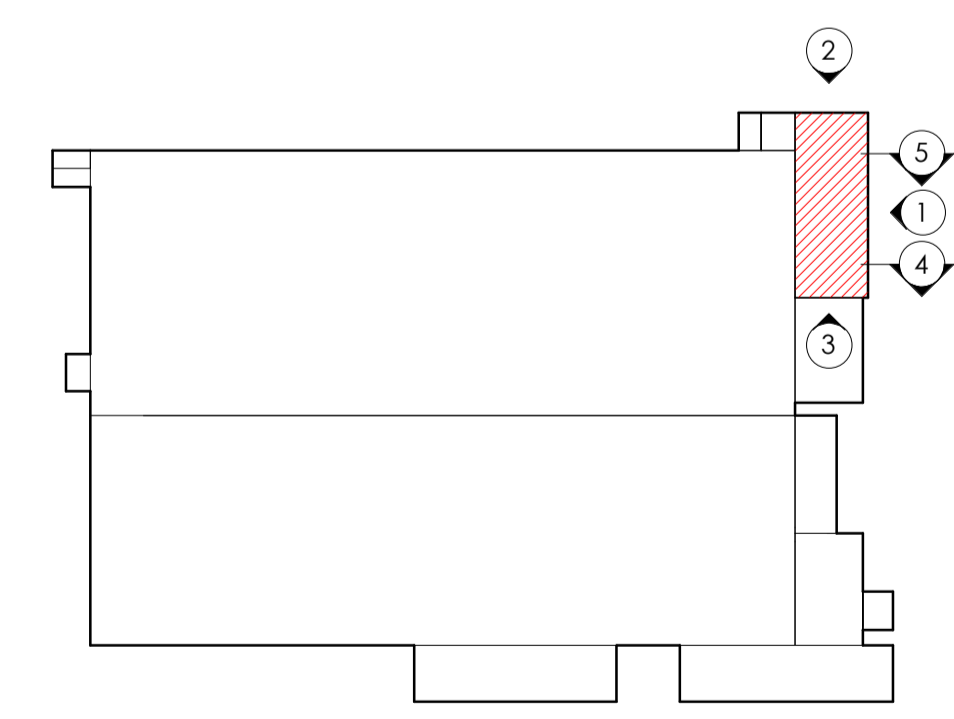
**PRELIMINARY**



**4 MAIN OFFICE - SECTION A**  
 Scale: 1 : 100



**5 MAIN OFFICE - SECTION B**  
 Scale: 1 : 100

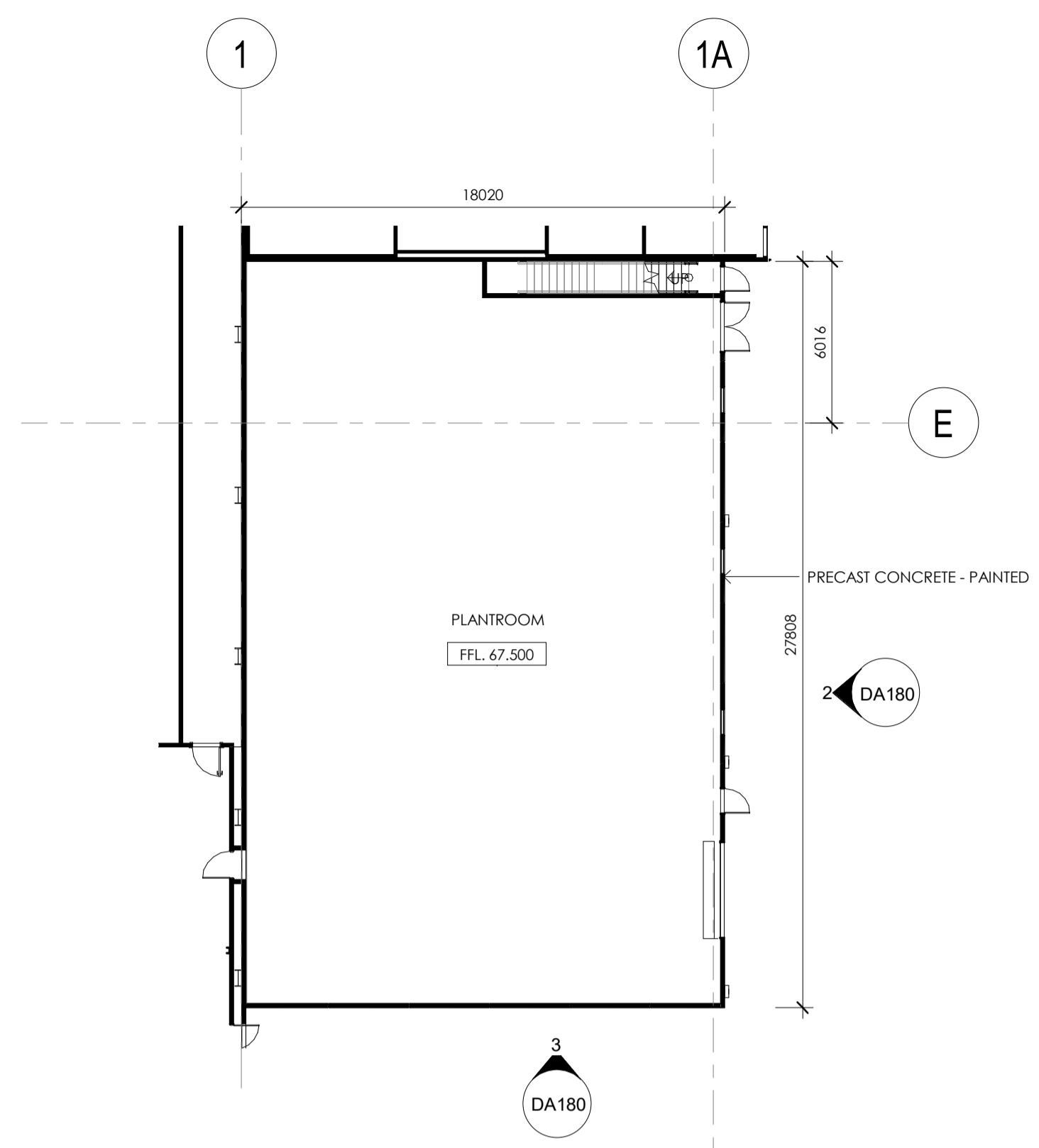


ISSUE	AMENDMENT	DATE	CHK'D
P 1	ISSUED FOR INFORMATION	17.01.20	SJE
A	DA ISSUE	31.01.20	SJE
B	DA SUBMISSION	17.02.20	SN
C	DA SUBMISSION	27.02.20	SN

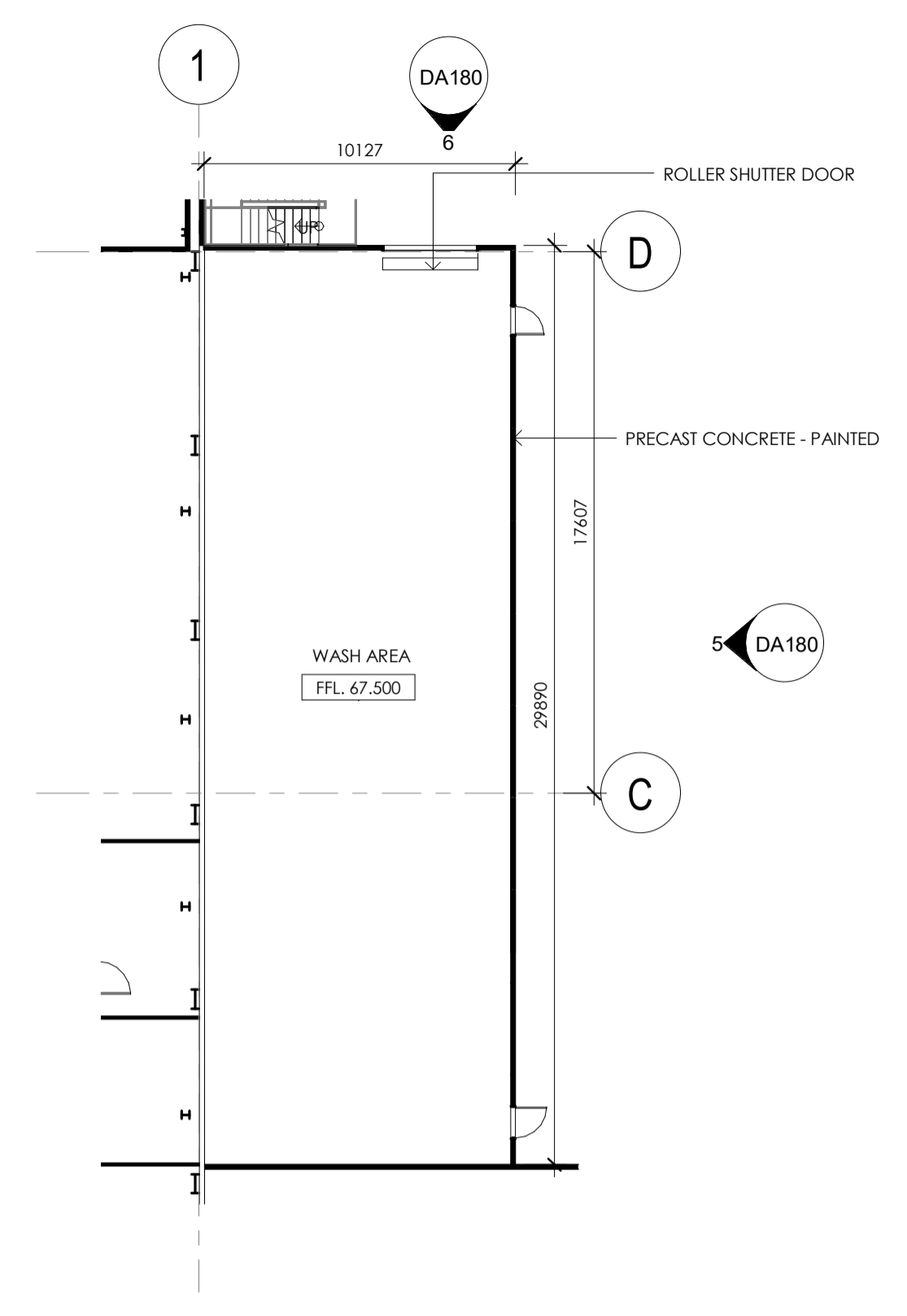
**NOTE:**  
 PLEASE REFER TO EXTERNAL FINISHES SHEET FOR DETAILED DESCRIPTION AND SAMPLE OF PROPOSED EXTERNAL FACADE.

EXTERNAL FINISHES	
TAG	DESCRIPTION
1A.3	CONCRETE - PRECAST - Shale grey
1A.4	CONCRETE - PRECAST - Monument
1A.6	CONCRETE - PRECAST - Red
2A.1	TRIMDEK - Basalt
2A.2	TRIMDEK - Windspray
2A.3	TRIMDEK - Shale Grey
2A.4	TRIMDEK - Monument
2A.5	TRIMDEK - Surfmist
2A.6	TRIMDEK - Red
2B.5	LONGLINE - Surfmist
3A	GLAZING - CLEAR
3B	GLAZING - SPANDREL - GREY
4A	POWDERCOATED ALUMINIUM - 'Black'
5A.6	ALUMINIUM CLADDING - Red
6A.4	ROLLER DOOR - Monument
6B.2	EGRESS DOOR - Windspray
6C.4	P/C ALUMINIUM DOOR - 'Monument'
7B.4	COLORBOND DOWNPIPE- Monument
7C.1	COLORBOND FASCIA - Basalt
7C.4	COLORBOND CAPPING - Monument
7C.5	COLORBOND CAPPING - Surfmist
8A.5	METAL ROOF SHEETING
8B	SHADE SAIL - TRANSLUCENT

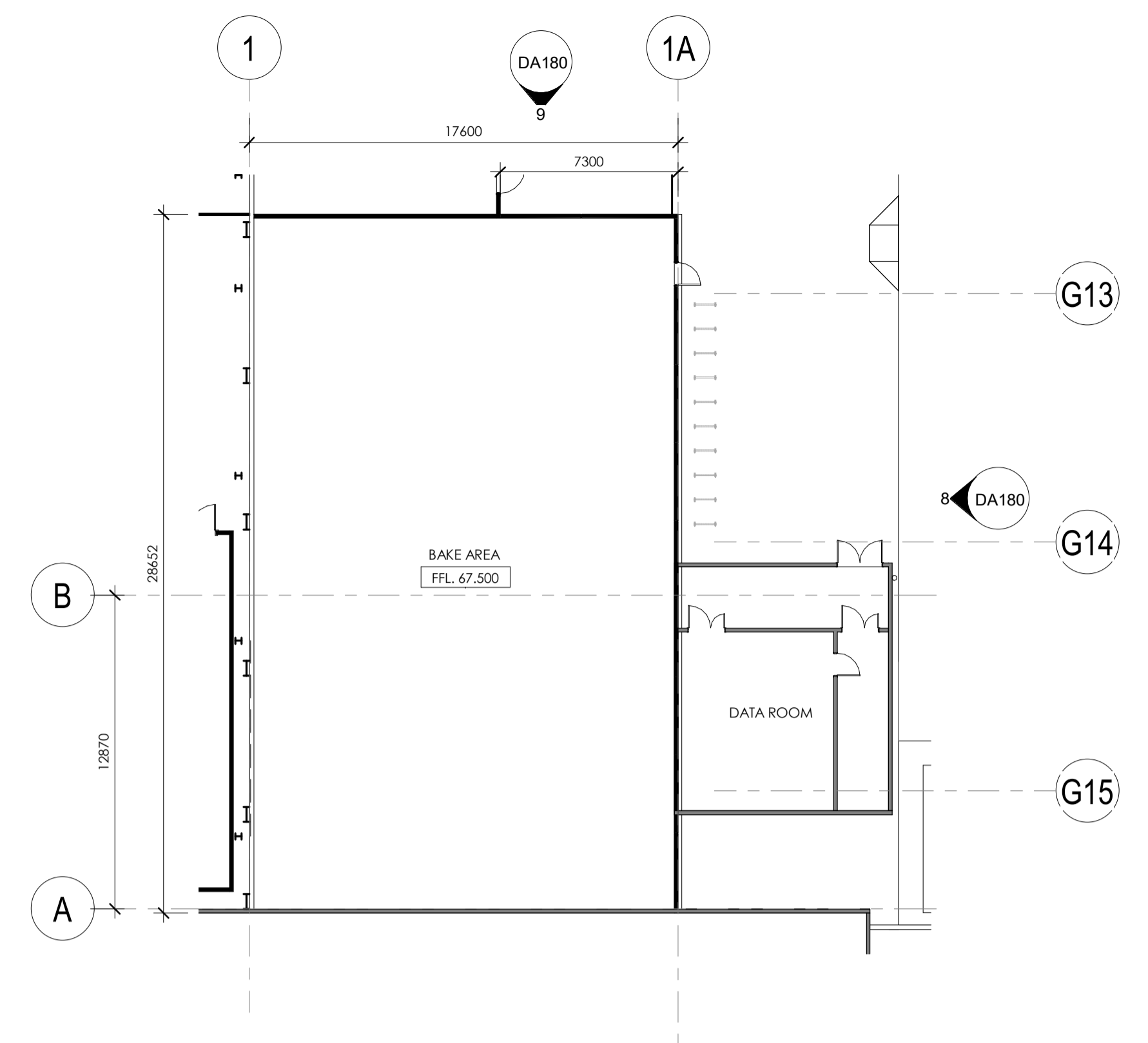
**PRELIMINARY**



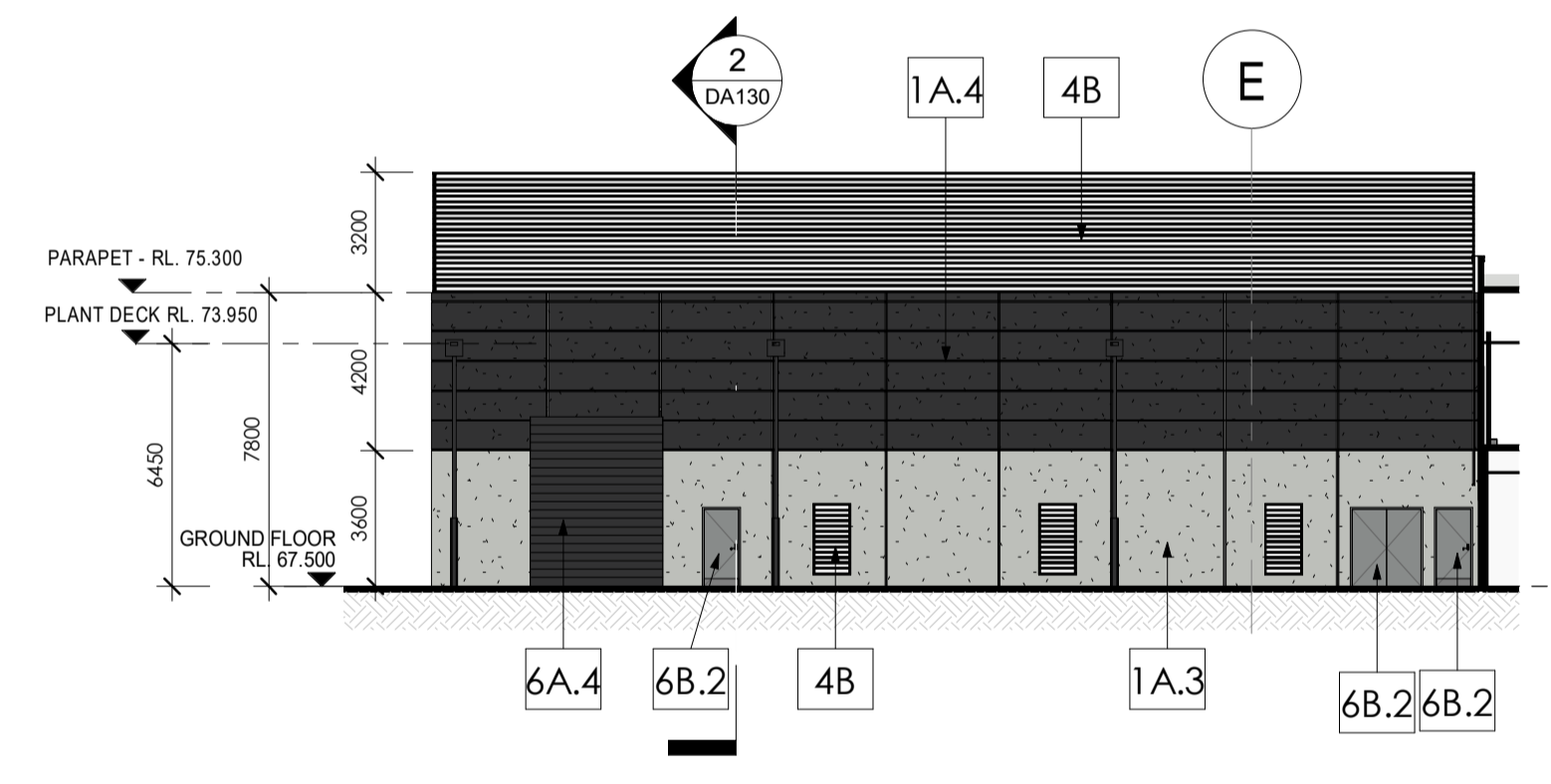
**1 PLANTROOM PLAN**  
 Scale: 1:200



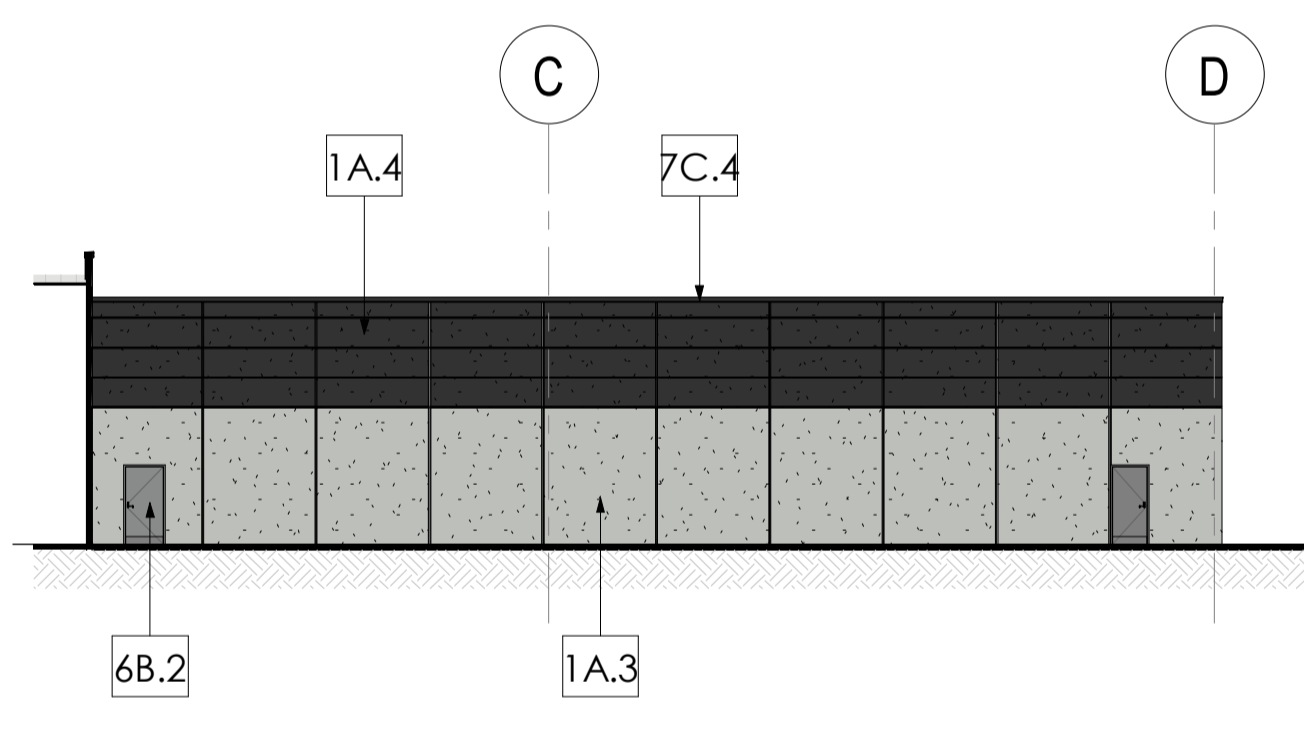
**4 WASH AREA PLAN**  
 Scale: 1:200



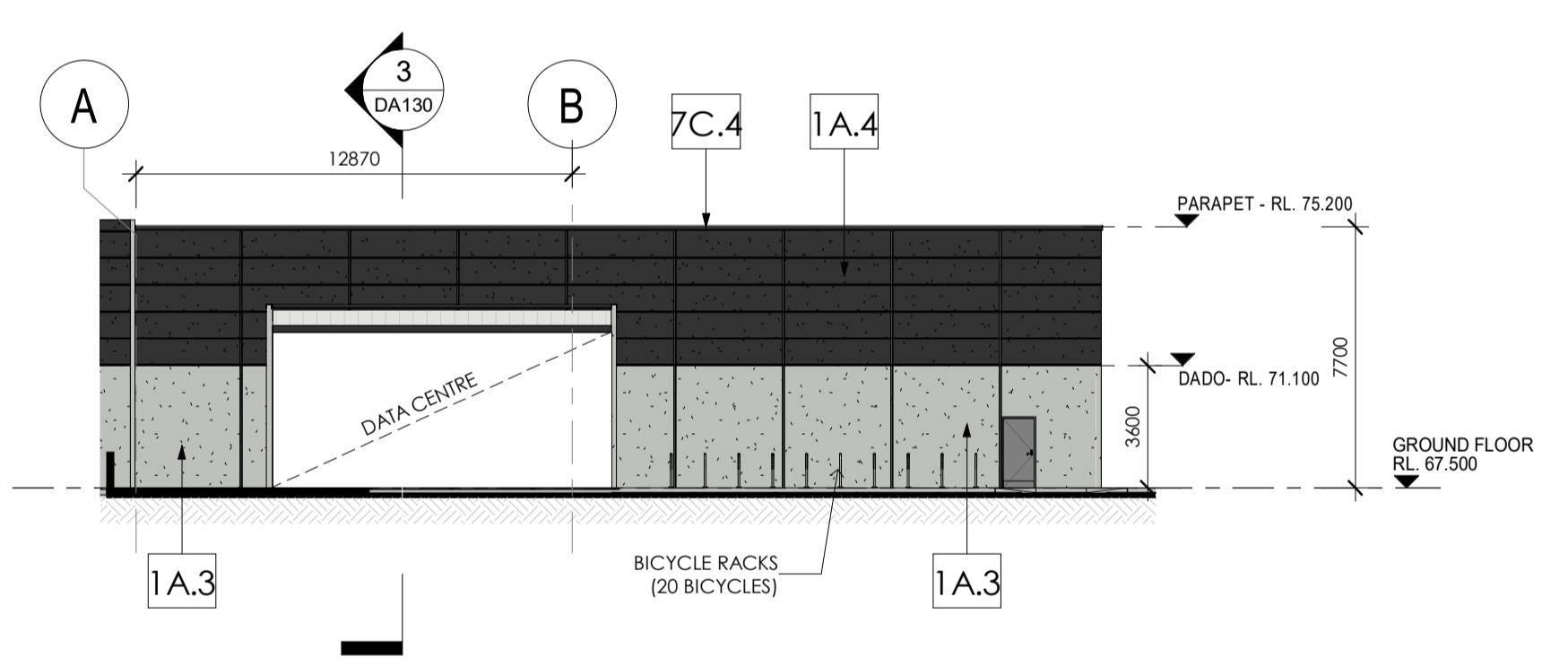
**7 BAKE AREA PLAN**  
 Scale: 1:200



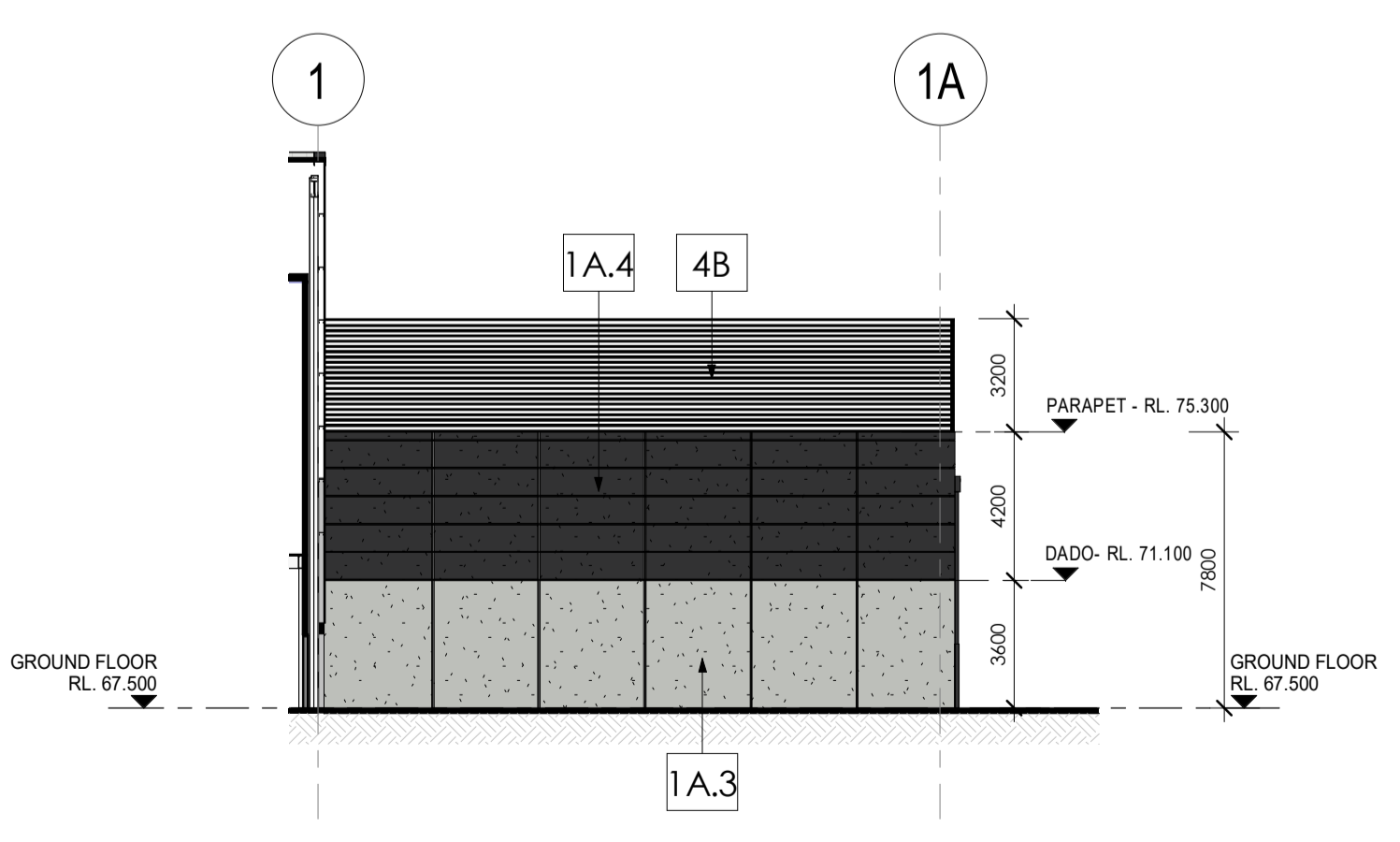
**2 PLANTROOM - ELEVATION EAST**  
 Scale: 1:200



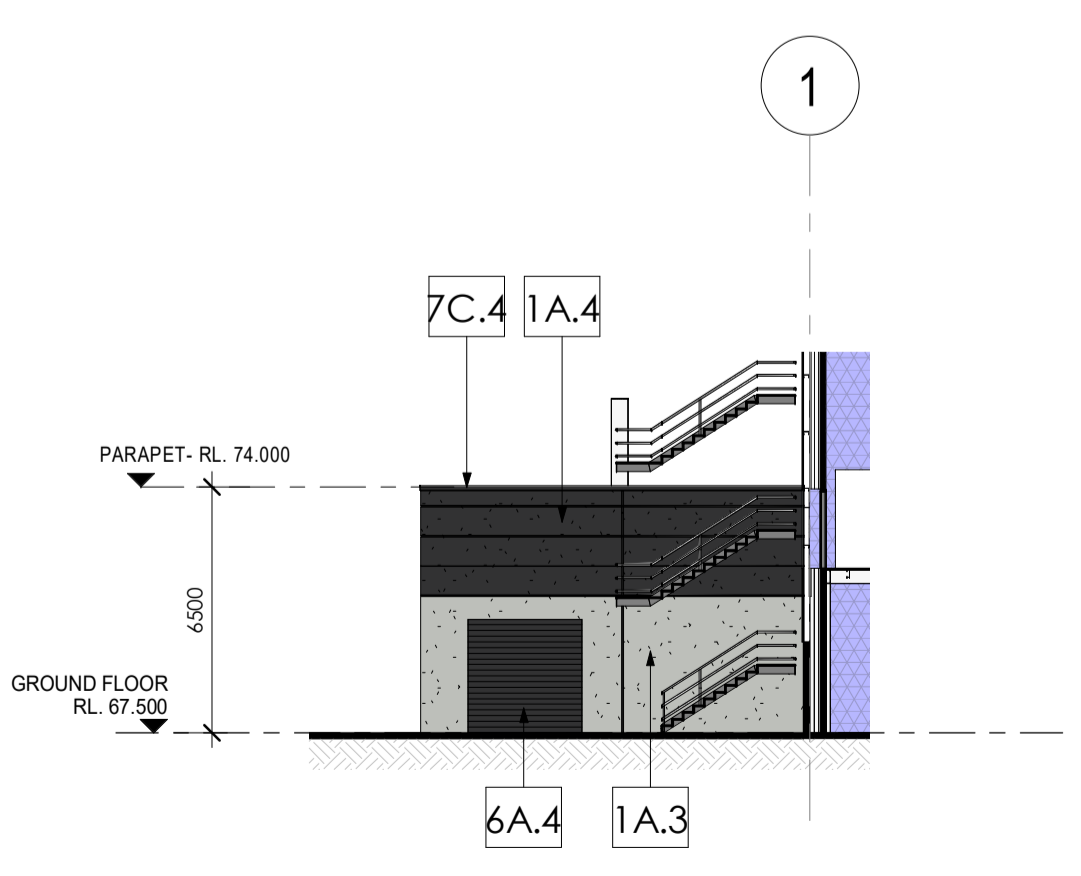
**5 WASH AREA - ELEVATION EAST**  
 Scale: 1:200



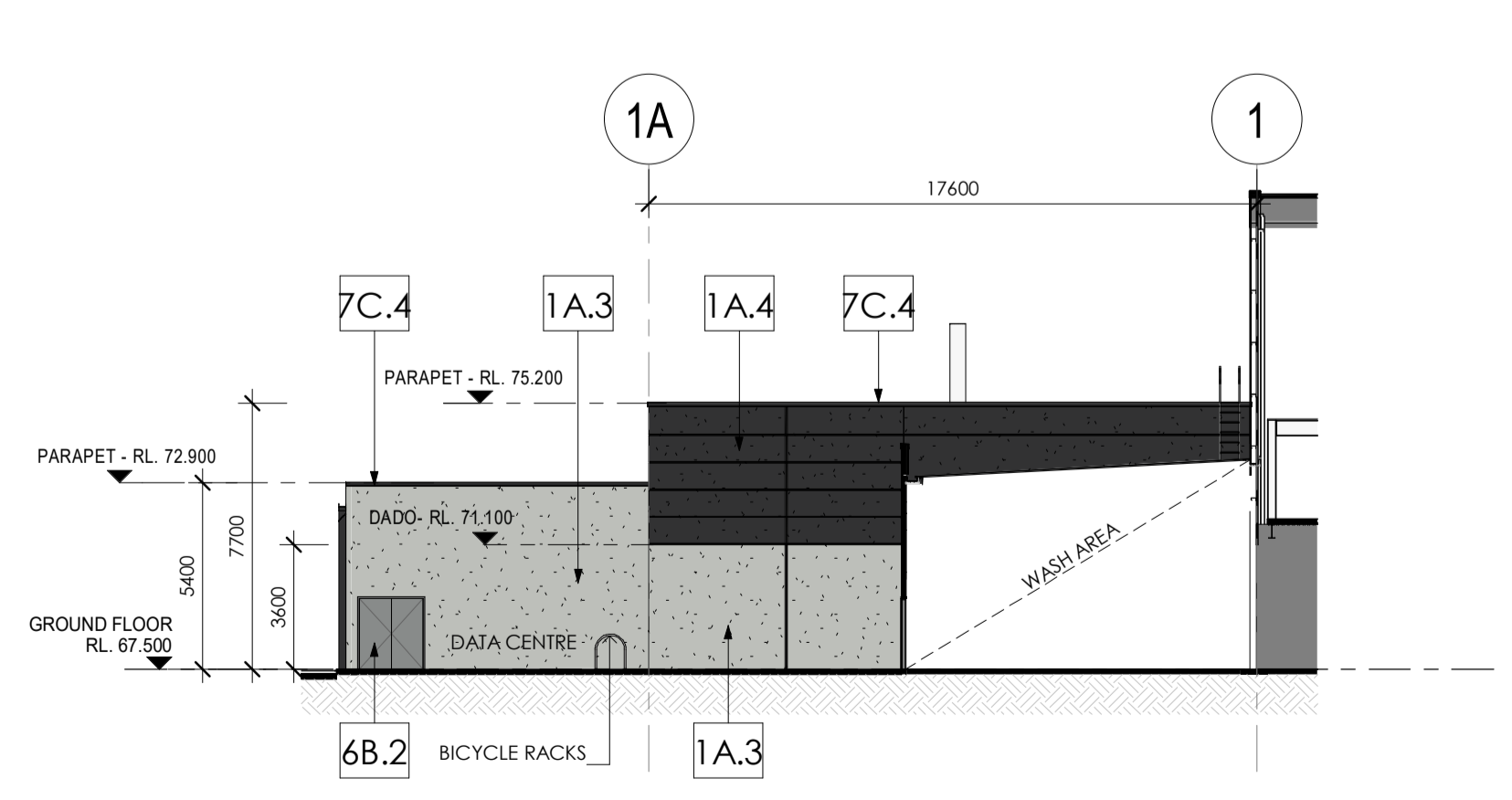
**8 BAKE AREA - ELEVATION EAST**  
 Scale: 1:200



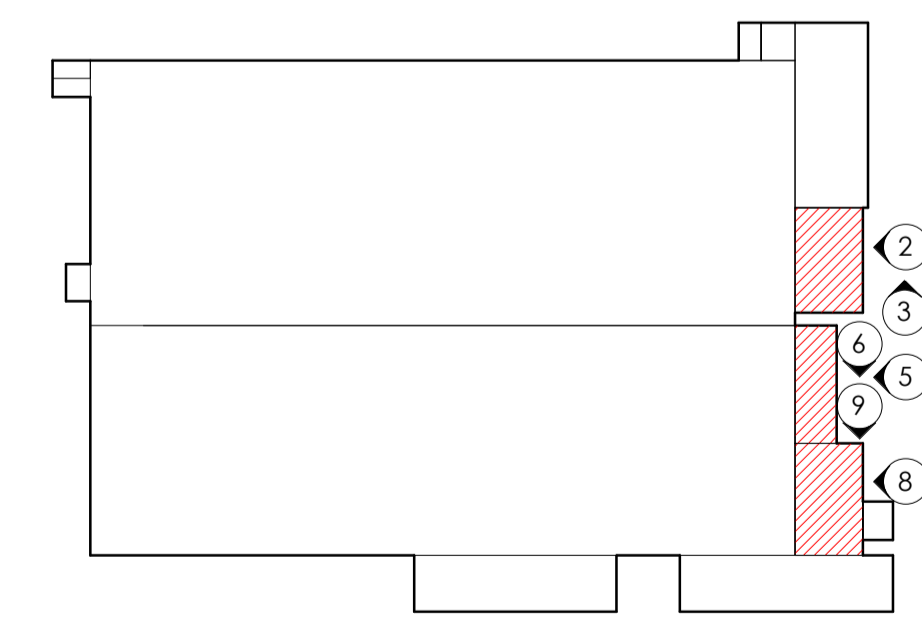
**3 PLANTROOM - ELEVATION SOUTH**  
 Scale: 1:200



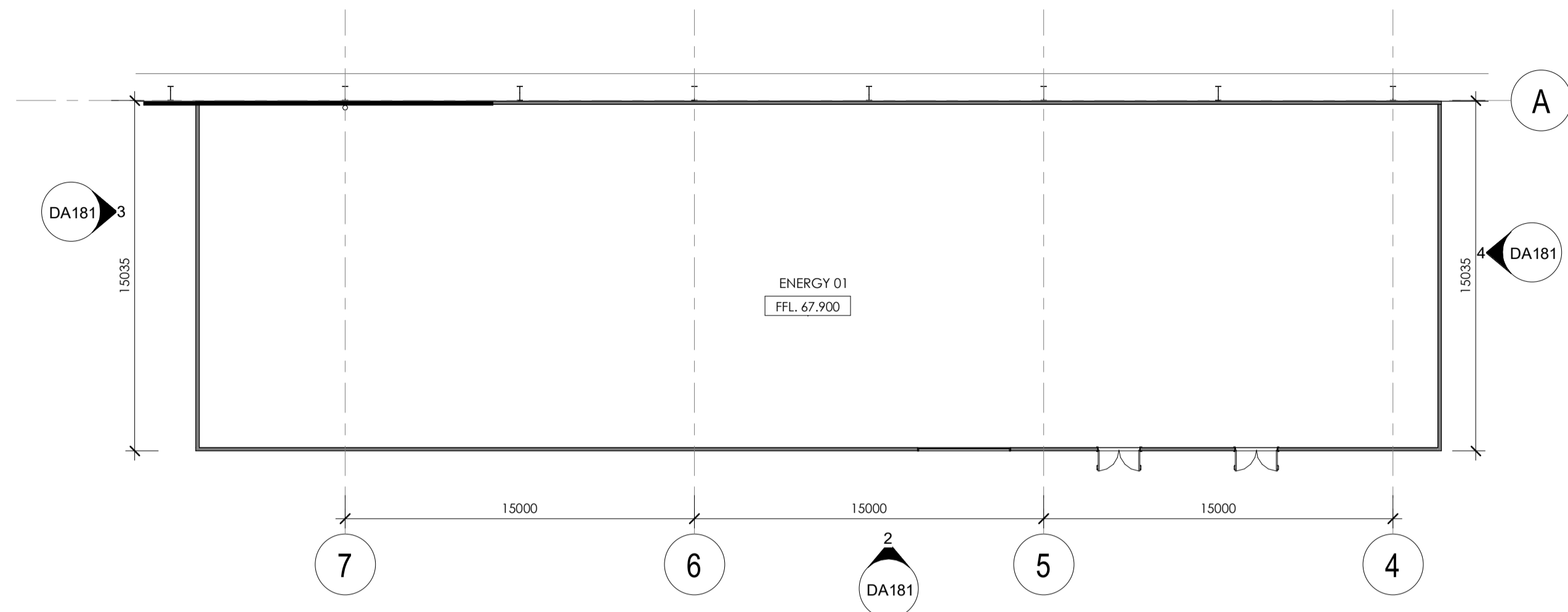
**6 WASH AREA - ELEVATION NORTH**  
 Scale: 1:200



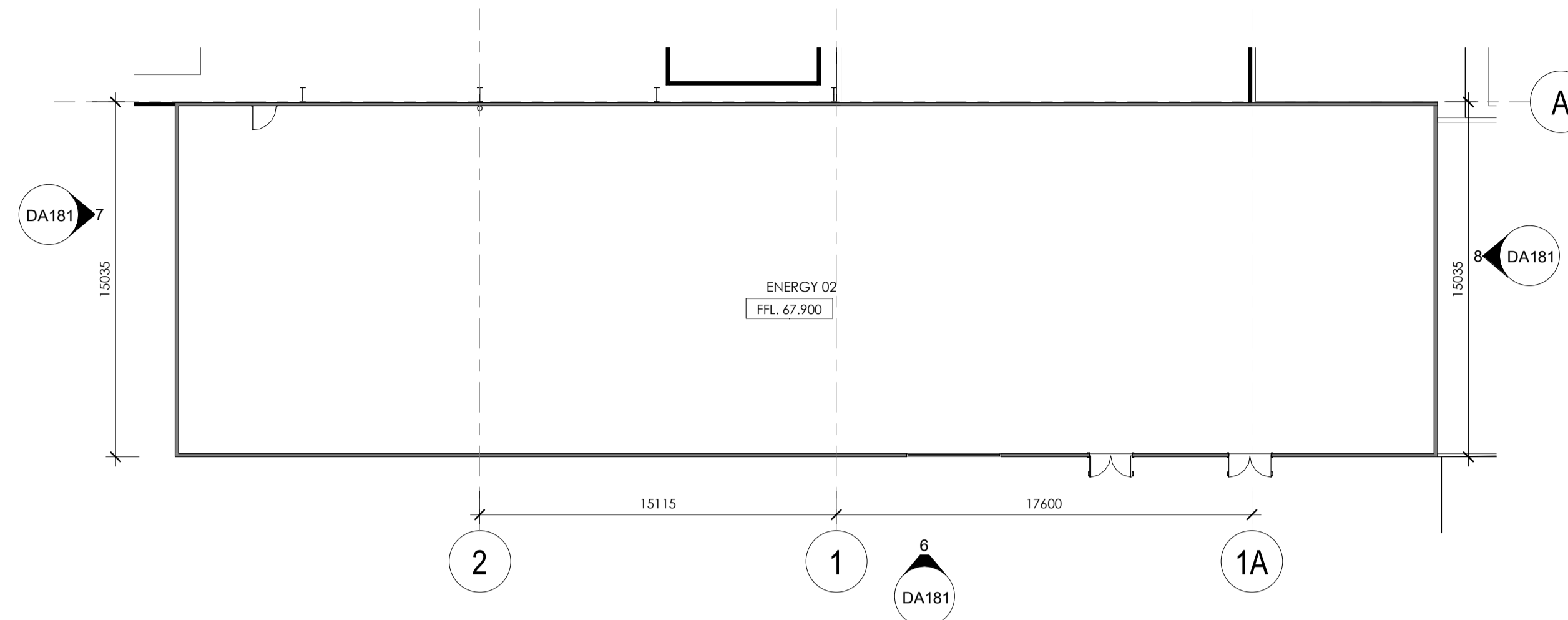
**9 BAKE AREA - ELEVATION NORTH**  
 Scale: 1:200



ISSUE	AMENDMENT	DATE	CHK'D
P 1	ISSUED FOR INFORMATION	17.01.20	SJE
A	DA ISSUE	31.01.20	SJE
B	DA SUBMISSION	17.02.20	SN
C	DA SUBMISSION	27.02.20	SN



**1 ENERGY 01 - GROUND FLOOR**  
 Scale: 1 : 200

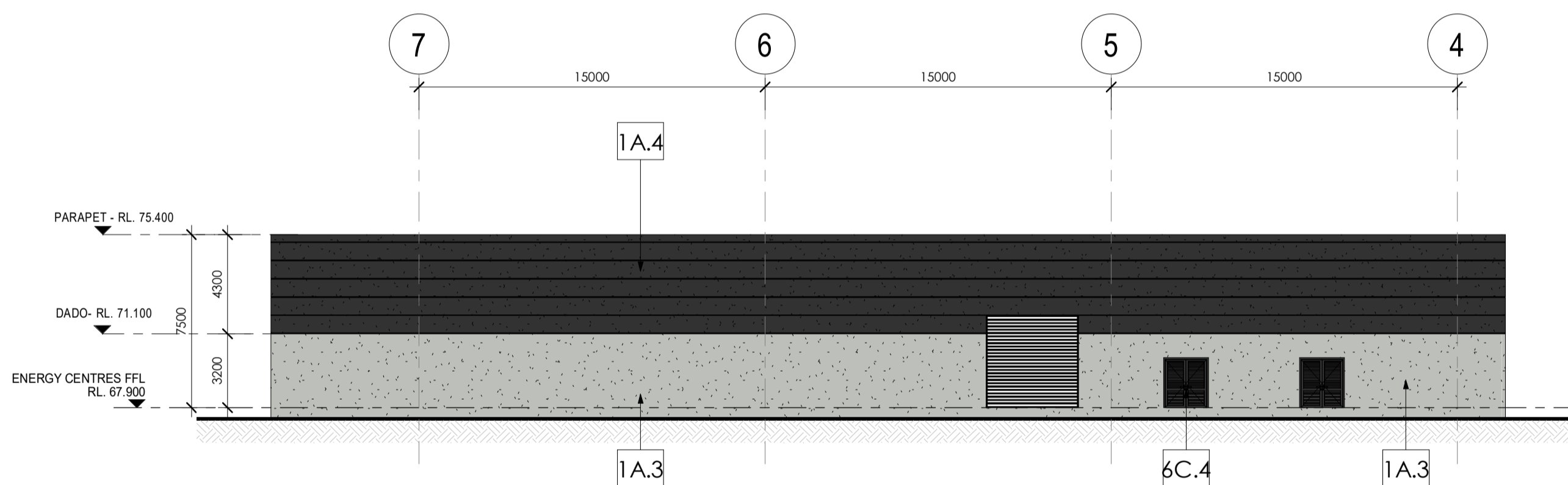


**5 ENERGY 02 - GROUND FLOOR**  
 Scale: 1 : 200

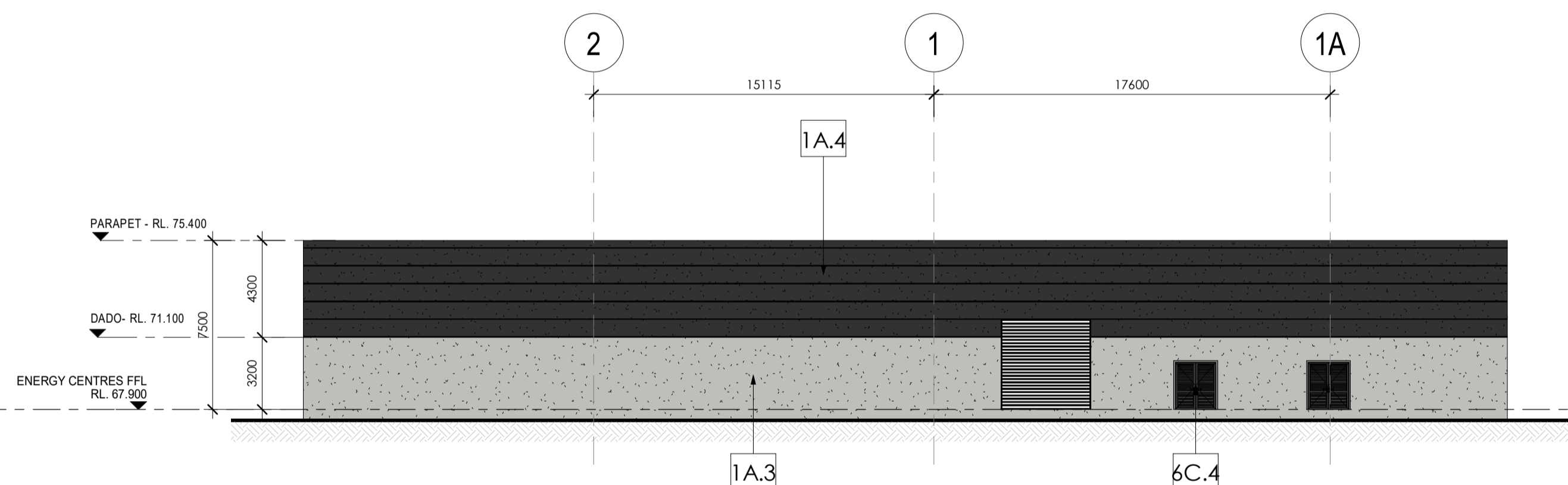
**NOTE:**  
 PLEASE REFER TO EXTERNAL FINISHES SHEET FOR DETAILED DESCRIPTION AND SAMPLE OF PROPOSED EXTERNAL FACADE.

EXTERNAL FINISHES	
TAG	DESCRIPTION
1A.3	CONCRETE - PRECAST - Shale grey
1A.4	CONCRETE - PRECAST - Monument
1A.6	CONCRETE - PRECAST - Red
2A.1	TRIMDEK - Basalt
2A.2	TRIMDEK - Windspray
2A.3	TRIMDEK - Shale Grey
2A.4	TRIMDEK - Monument
2A.5	TRIMDEK - Surfmist
2A.6	TRIMDEK - Red
2B.5	LONGLINE - Surfmist
3A	GLAZING - CLEAR
3B	GLAZING - SPANDREL - GREY
4A	POWDERCOATED ALUMINIUM - 'Black'
5A.6	ALUMINIUM CLADDING - Red
6A.4	ROLLER DOOR - Monument
6B.2	EGRESS DOOR - Windspray
6C.4	P/C ALUMINIUM DOOR - 'Monument'
7B.4	COLORBOND DOWNPIPE - Monument
7C.1	COLORBOND FASCIA - Basalt
7C.4	COLORBOND CAPPING - Monument
7C.5	COLORBOND CAPPING - Surfmist
8A.5	METAL ROOF SHEETING
8B	SHADE SAIL - TRANSLUCENT

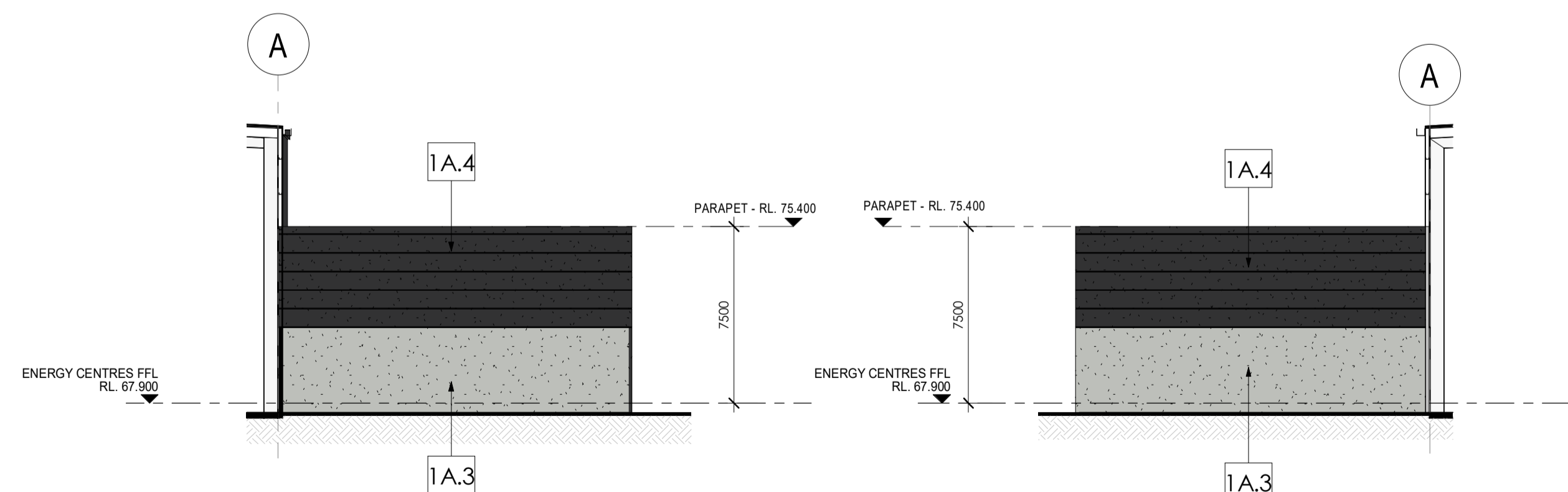
**PRELIMINARY**



**2 ENERGY CENTRE 01 - ELEVATION SOUTH**  
 Scale: 1 : 200

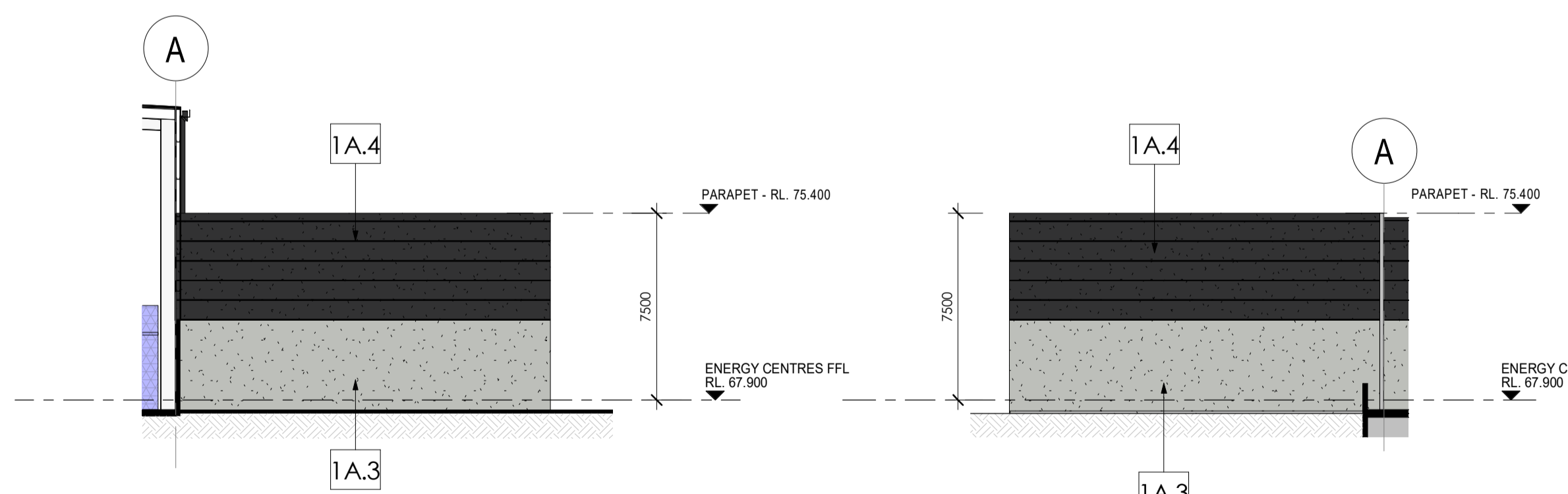


**6 ENERGY CENTRE 02 - ELEVATION SOUTH**  
 Scale: 1 : 200



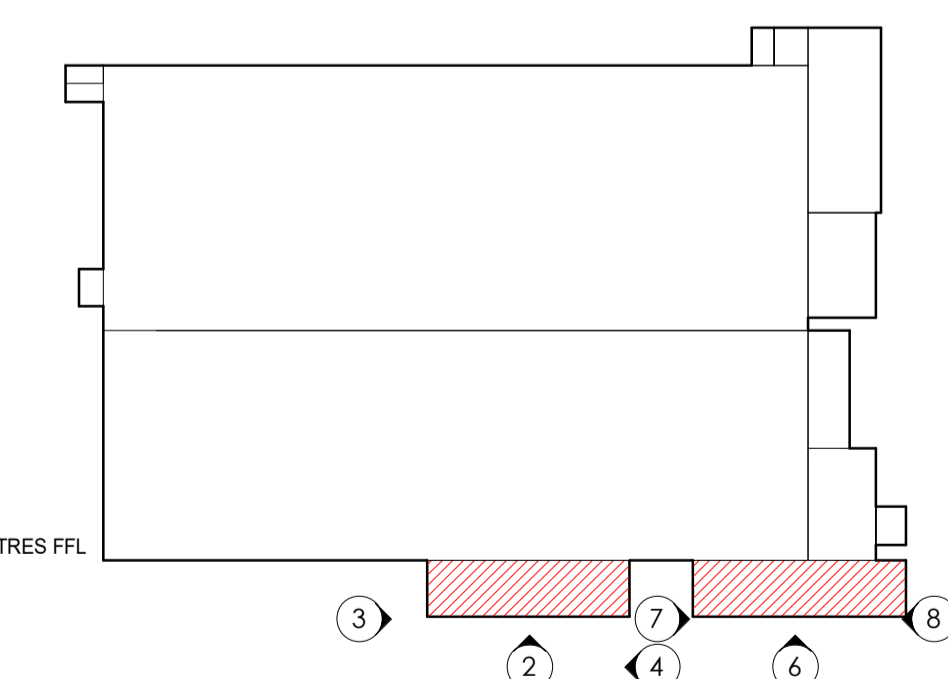
**3 ENERGY CENTRE 01 - ELEVATION WEST**  
 Scale: 1 : 200

**4 ENERGY CENTRE 01 - ELEVATION EAST**  
 Scale: 1 : 200



**7 ENERGY CENTRE 02 - ELEVATION WEST**  
 Scale: 1 : 200

**8 ENERGY CENTRE 02 - ELEVATION EAST**  
 Scale: 1 : 200



KEYPLAN

**FDC**

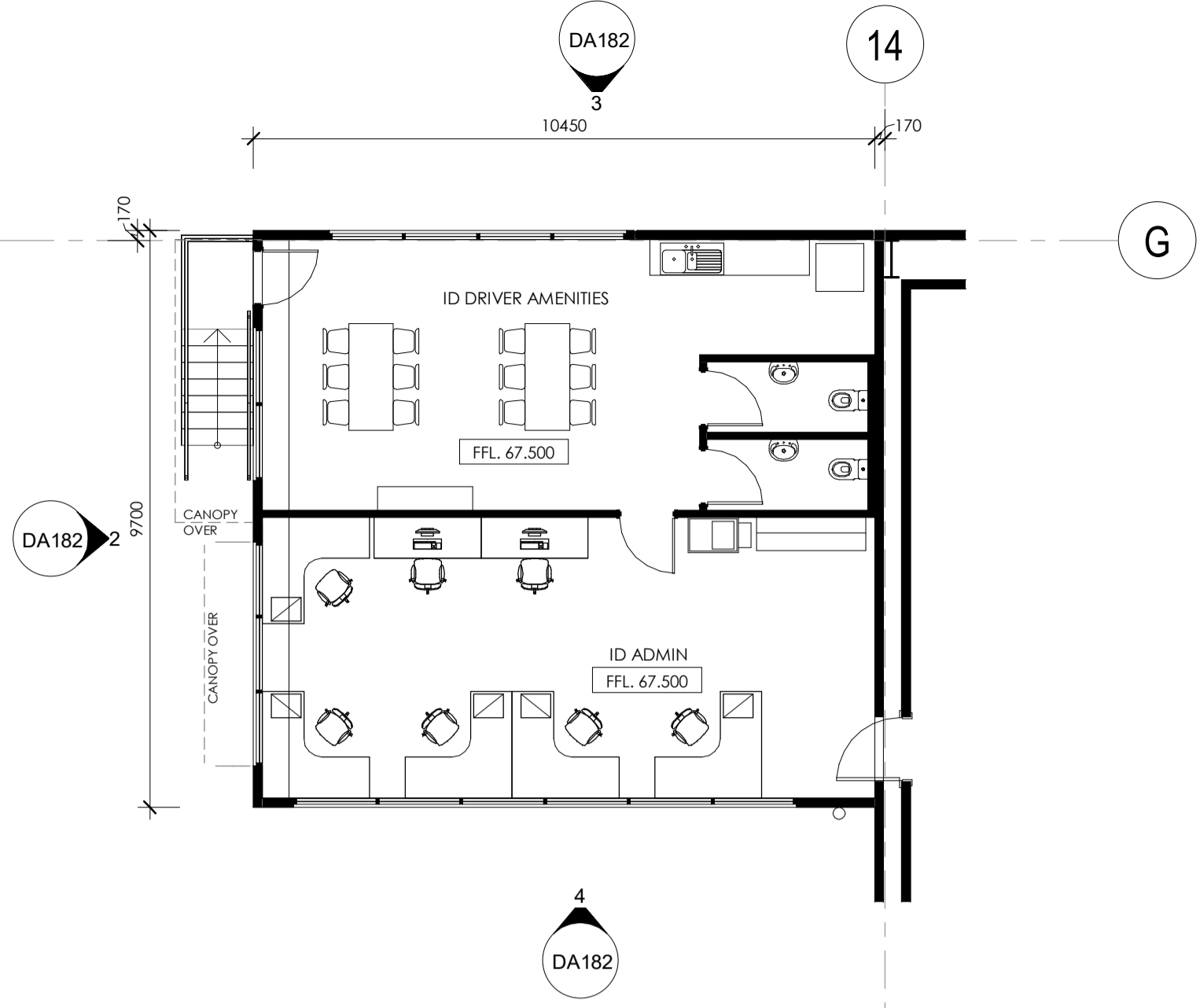
**Charter Hall**

ANCILLARY BUILDINGS - SHEET 2

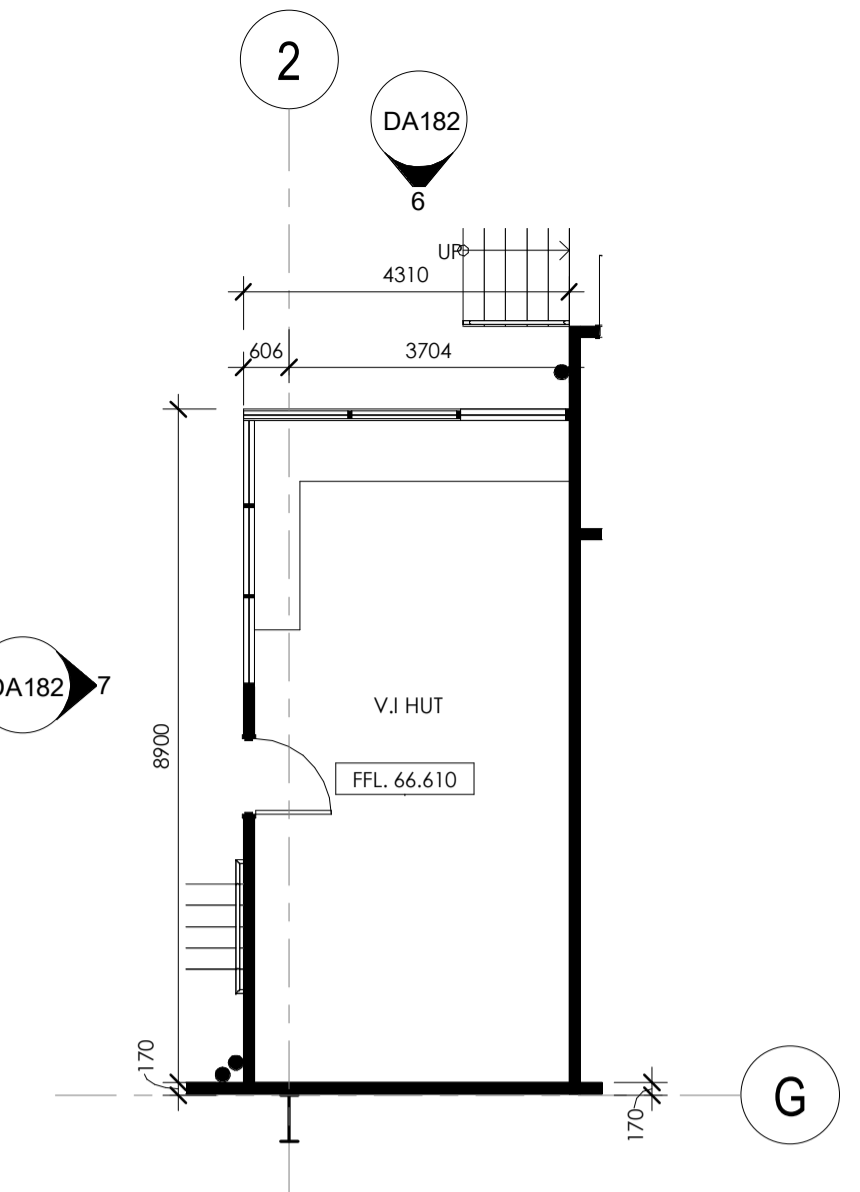
THIS DRAWING AND DESIGN IS SUBJECT TO COPYRIGHT AND MAY NOT BE REPRODUCED WITHOUT PRIOR WRITTEN CONSENT OF LEFFLER SIMES PTY LTD



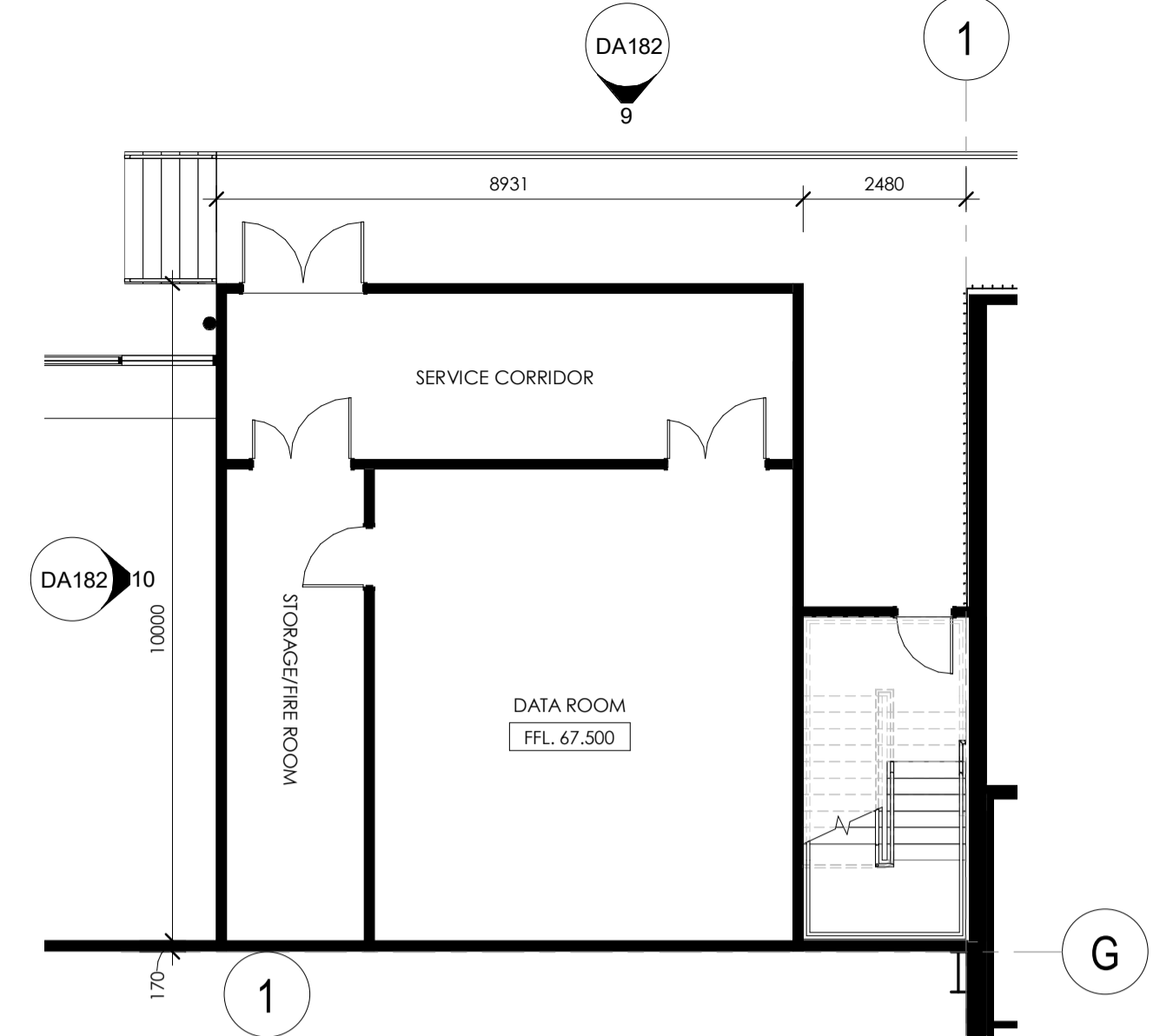
ISSUE	AMENDMENT	DATE	CHK'D
P 1	ISSUED FOR INFORMATION	17.01.20	SJE
A	DA ISSUE	31.01.20	SJE
B	DA SUBMISSION	17.02.20	SN
C	DA SUBMISSION	27.02.20	SN



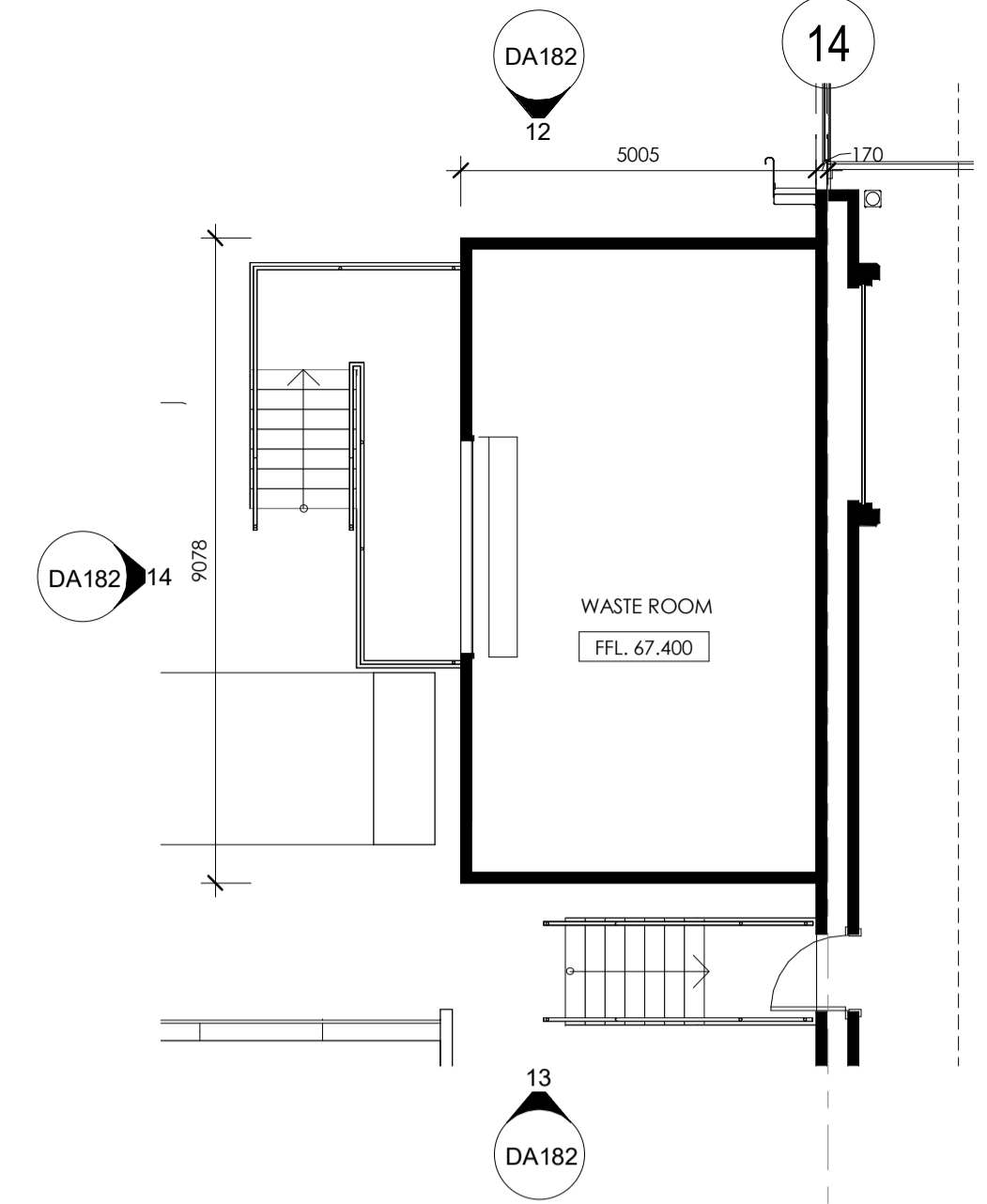
1 INBOUND & OUTBOUND OFFICE PLAN  
Scale: 1:100



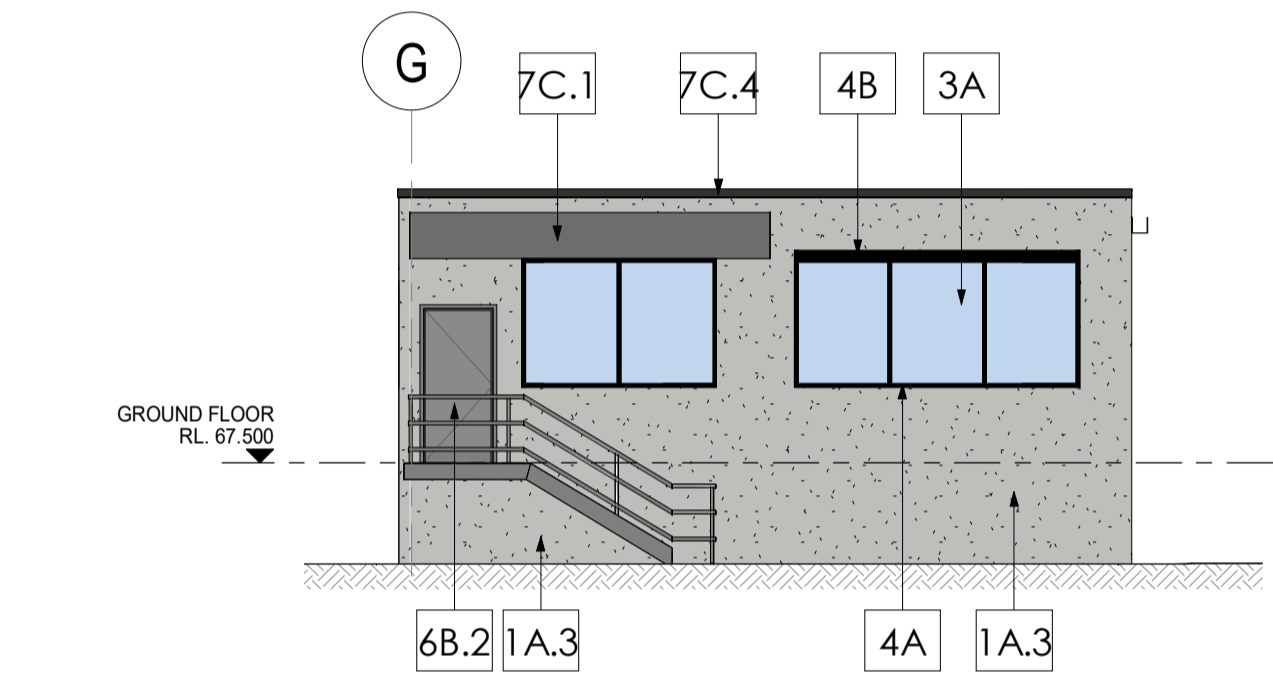
5 V.I HUT PLAN  
Scale: 1:100



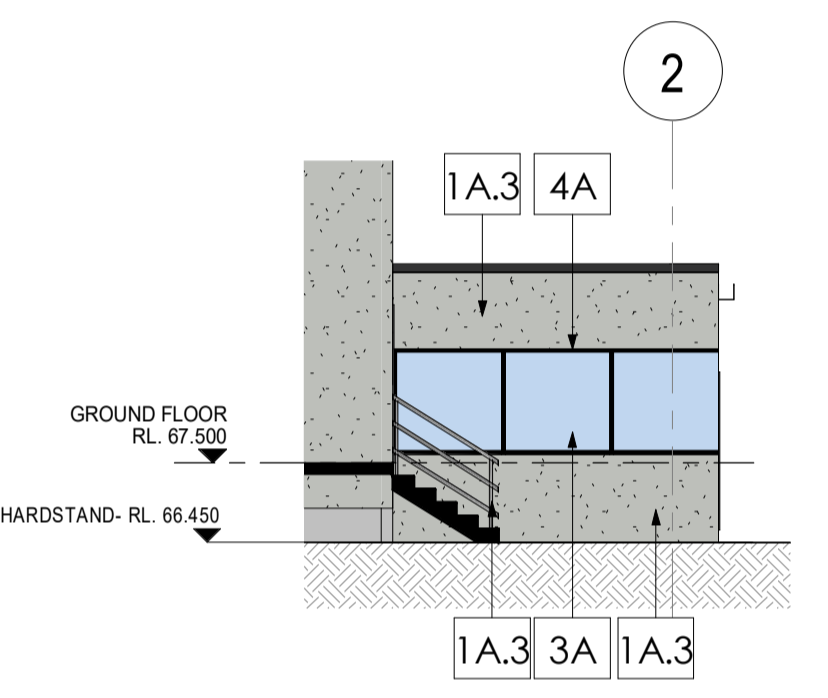
8 DATA CENTRE PLAN  
Scale: 1:100



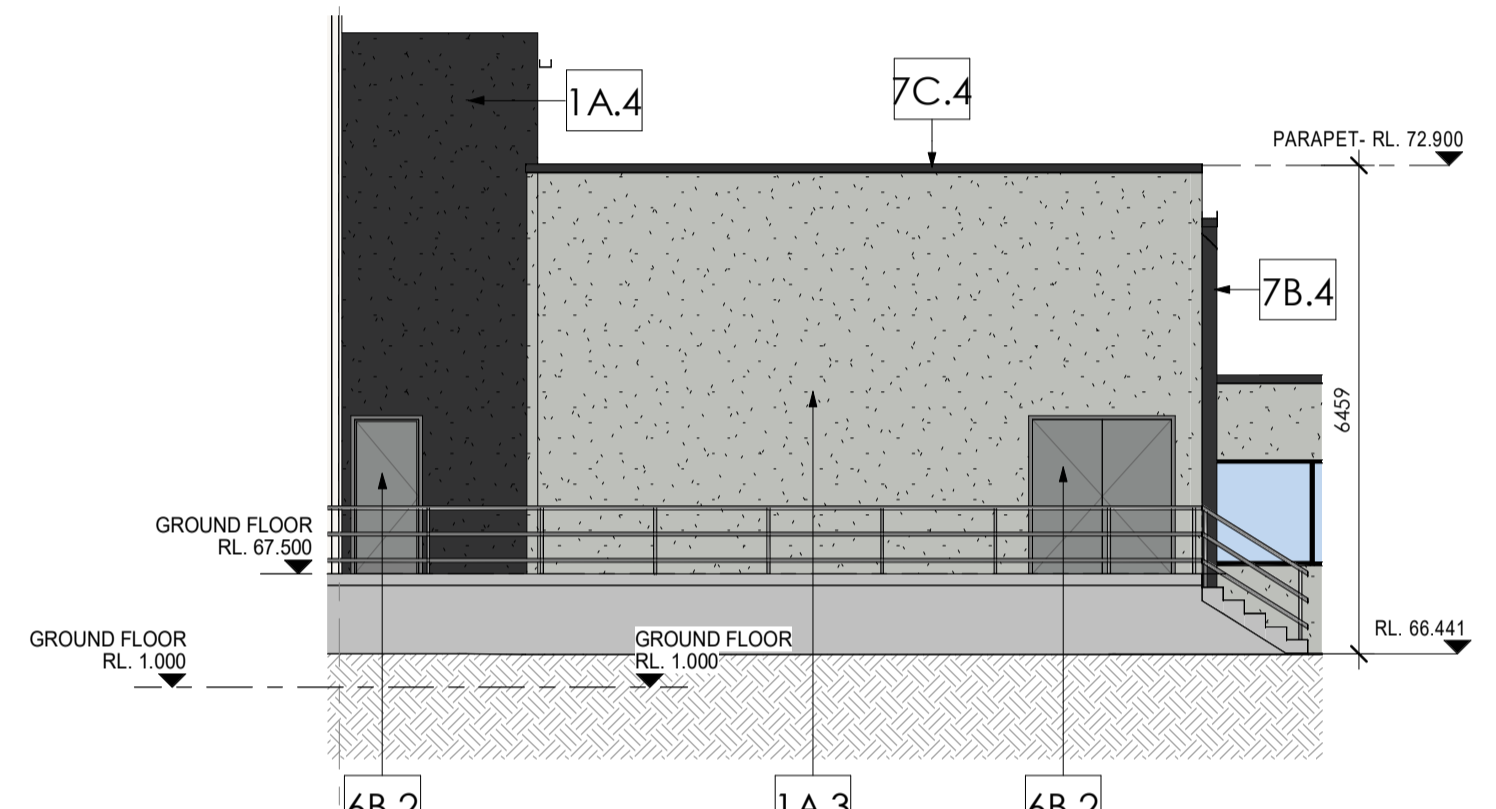
11 WASTE AREA PLAN  
Scale: 1:100



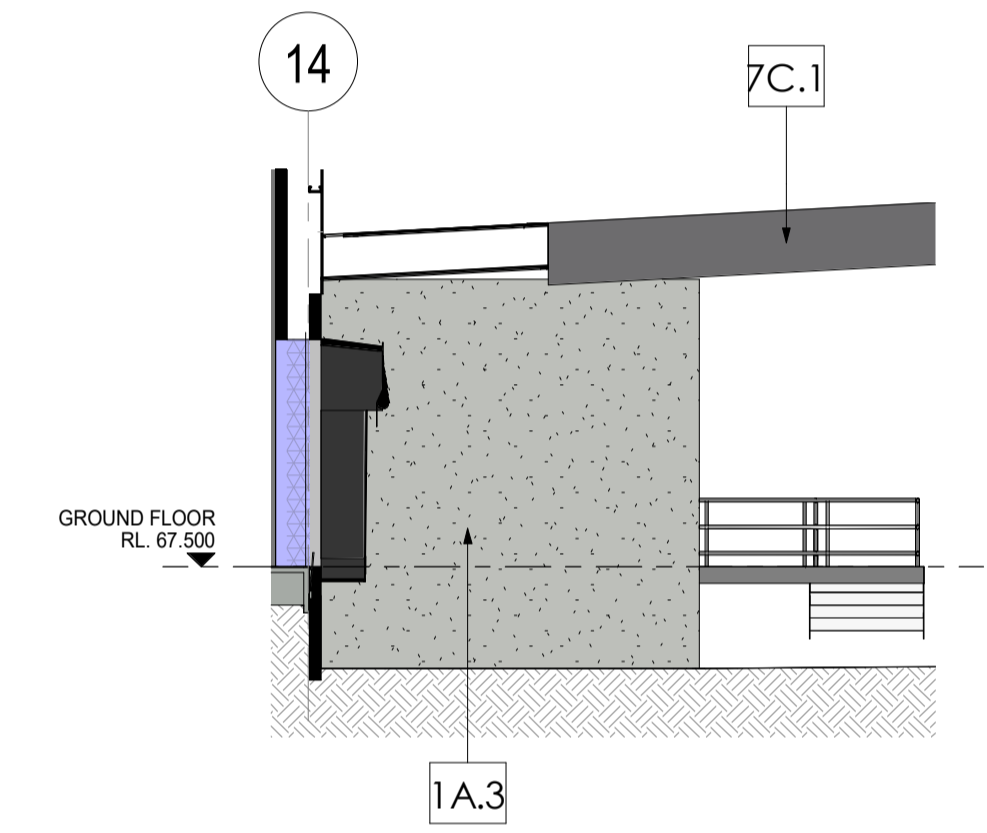
2 INBOUND/DISPATCH OFFICE - ELEVATION WEST  
Scale: 1:100



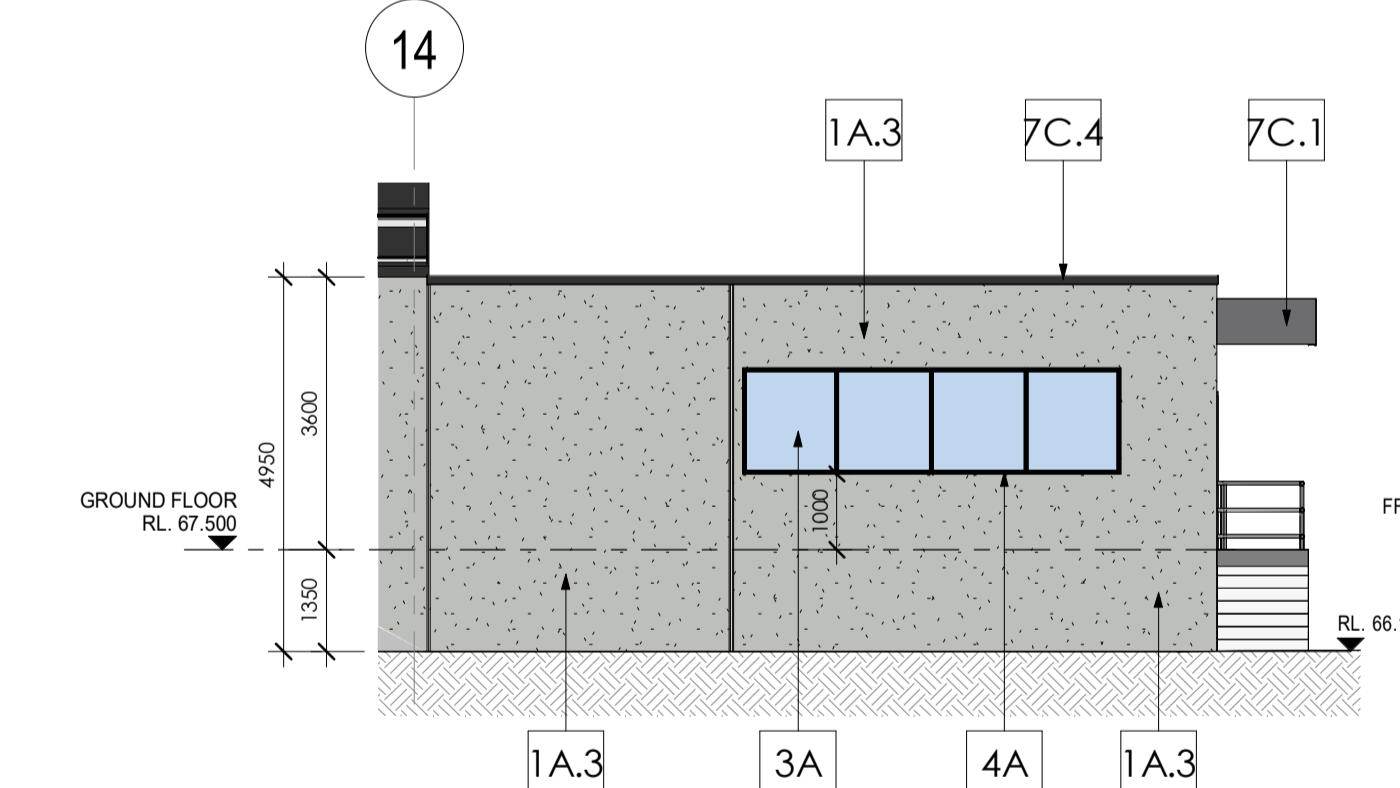
6 V.I HUT - ELEVATION NORTH  
Scale: 1:100



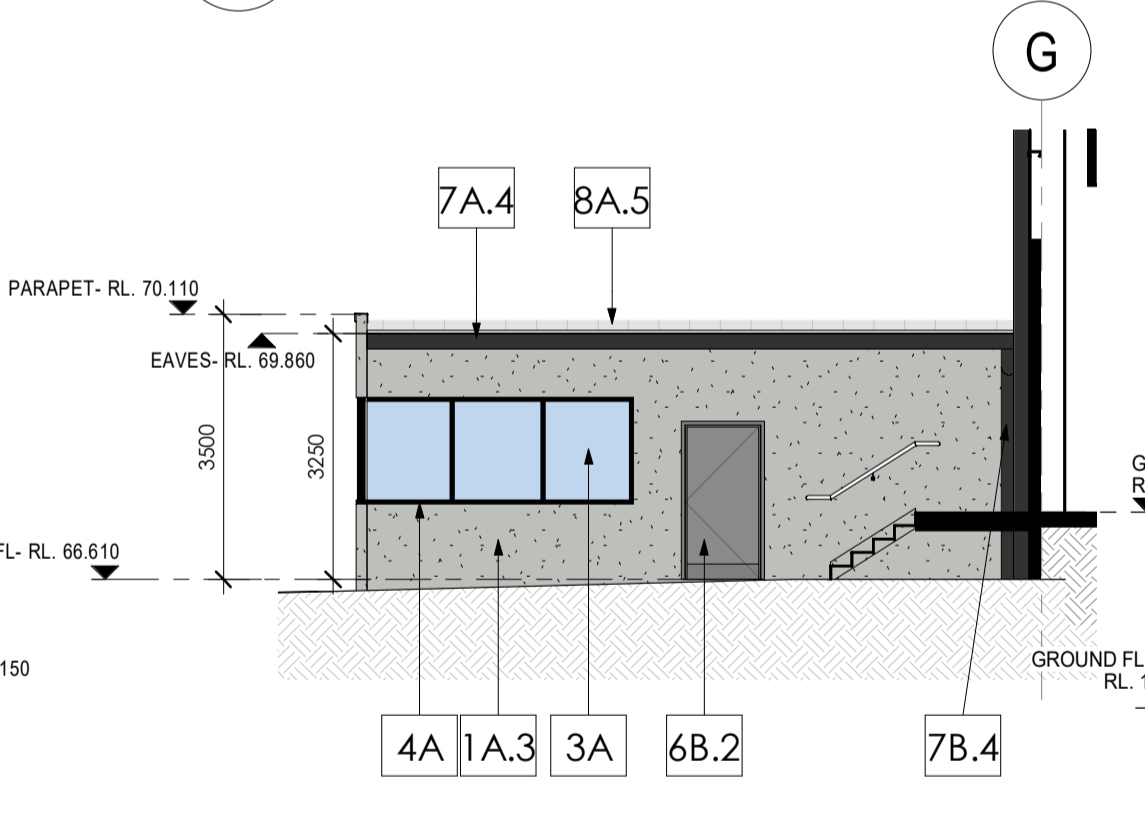
9 DATA CENTRE - ELEVATION NORTH  
Scale: 1:100



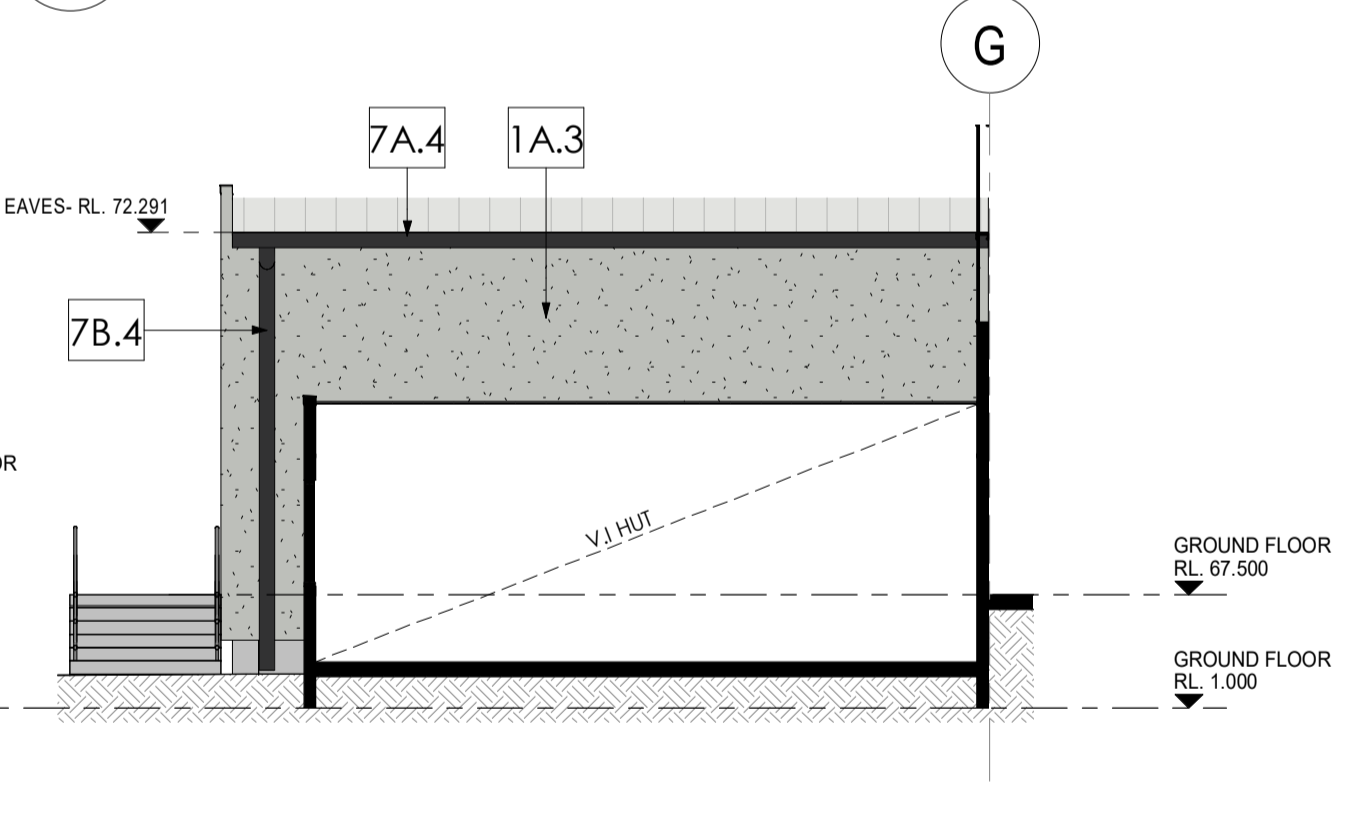
12 WASTE AREA - ELEVATION NORTH  
Scale: 1:100



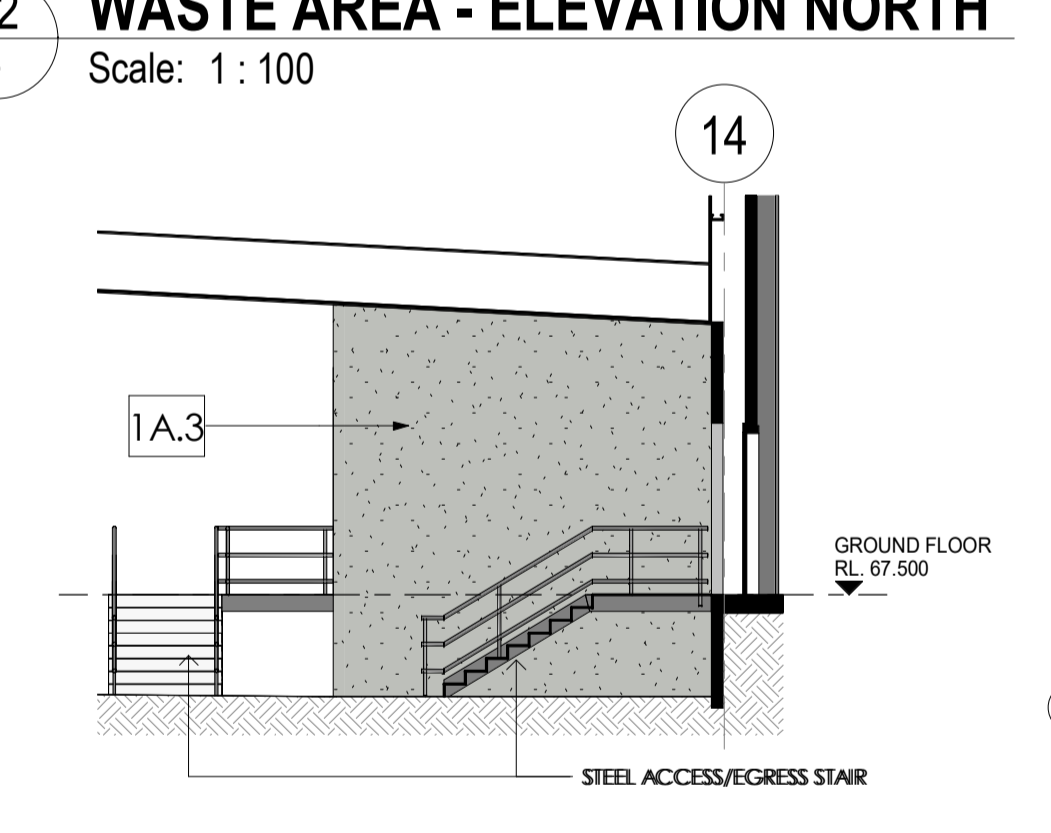
3 INBOUND/DISPATCH OFFICE - ELEVATION NORTH  
Scale: 1:100



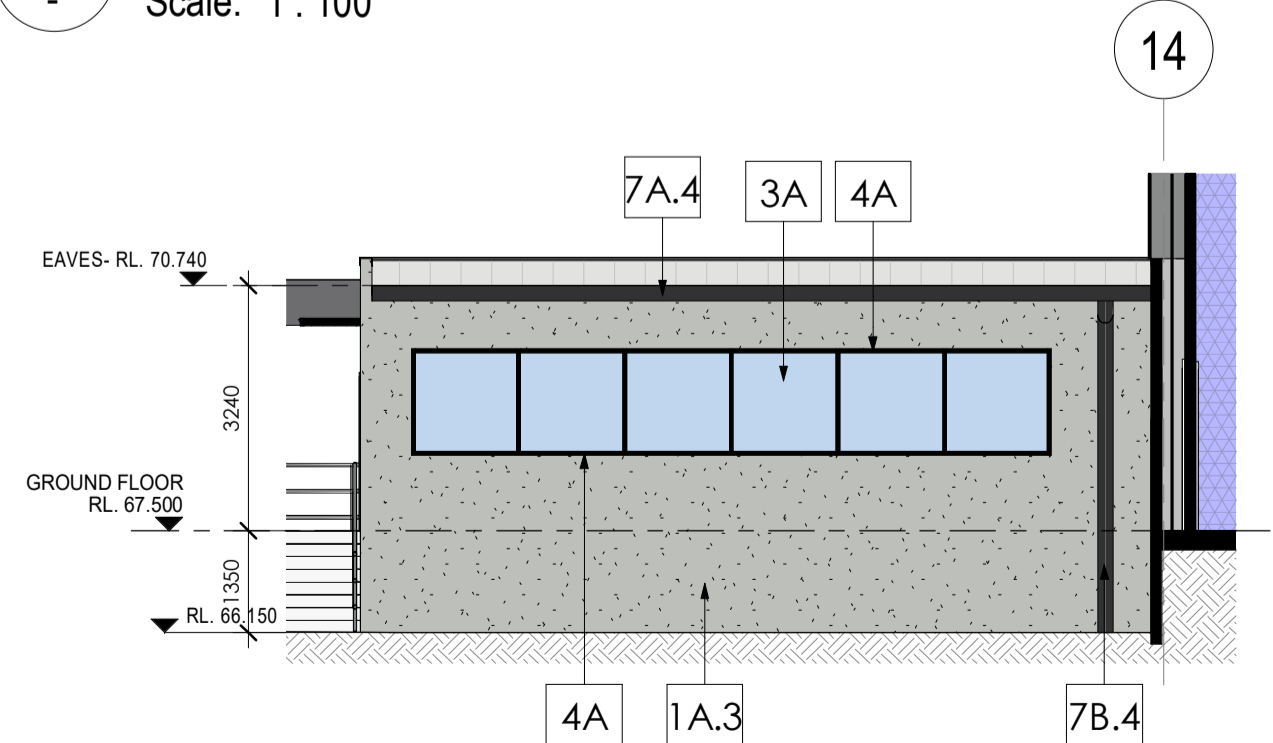
7 V.I HUT - ELEVATION WEST  
Scale: 1:100



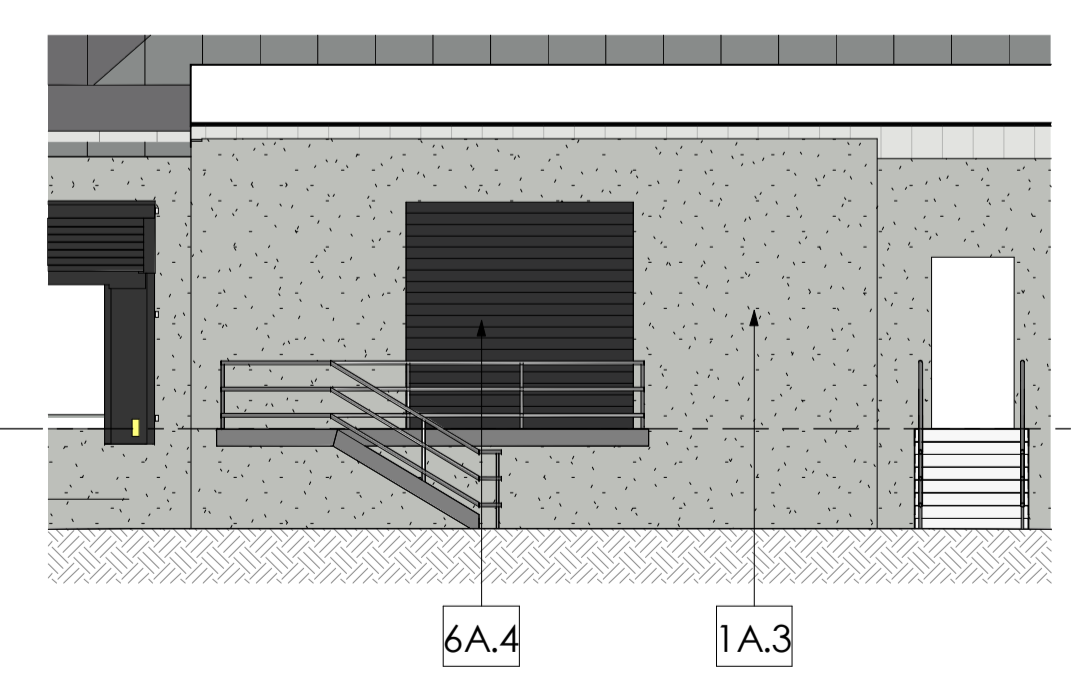
10 DATA CENTRE - ELEVATION WEST  
Scale: 1:100



13 WASTE AREA - ELEVATION SOUTH  
Scale: 1:100



4 INBOUND/DISPATCH OFFICE - ELEVATION SOUTH  
Scale: 1:100

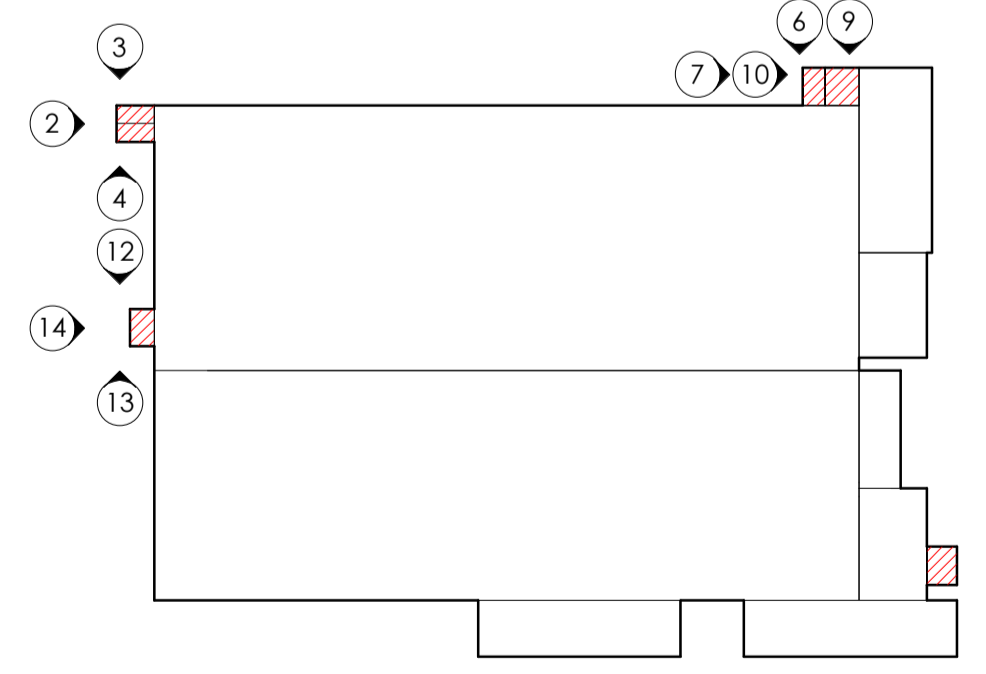


14 WASTE AREA - ELEVATION WEST  
Scale: 1:100

**NOTE:**  
PLEASE REFER TO EXTERNAL FINISHES SHEET FOR DETAILED DESCRIPTION AND SAMPLE OF PROPOSED EXTERNAL FACADE.

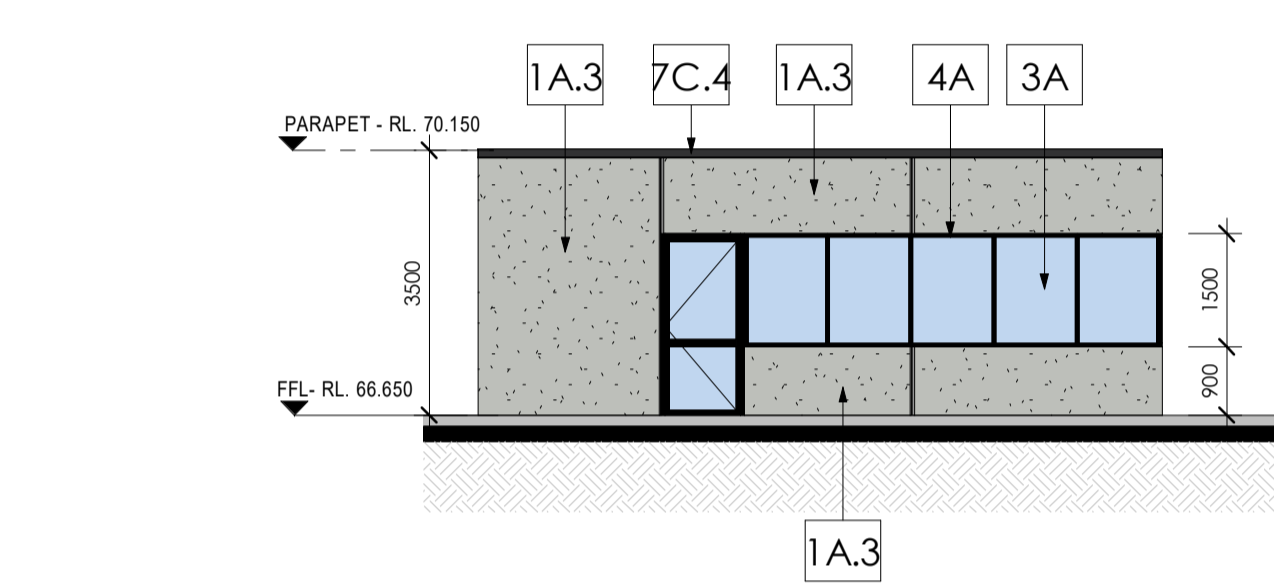
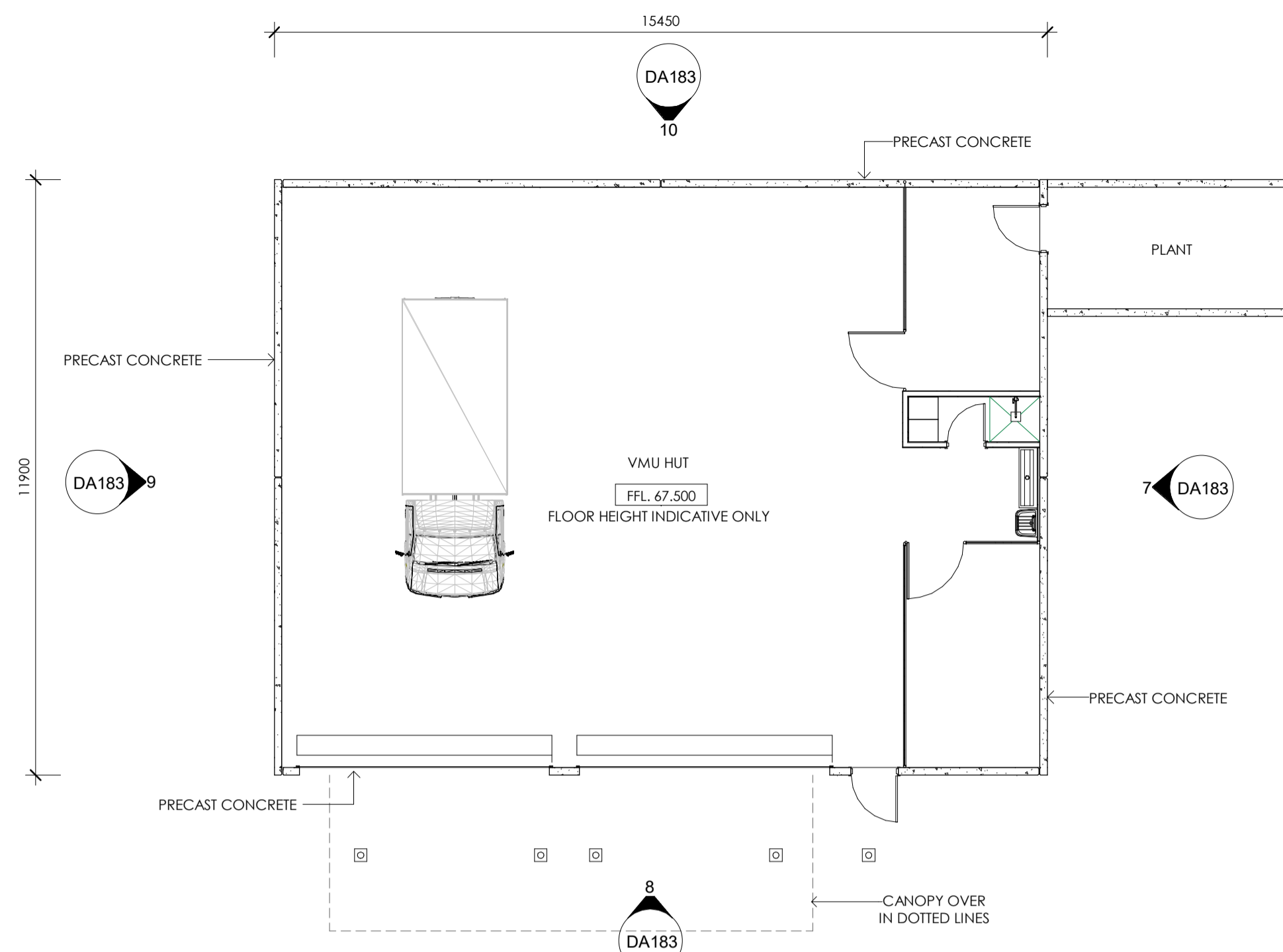
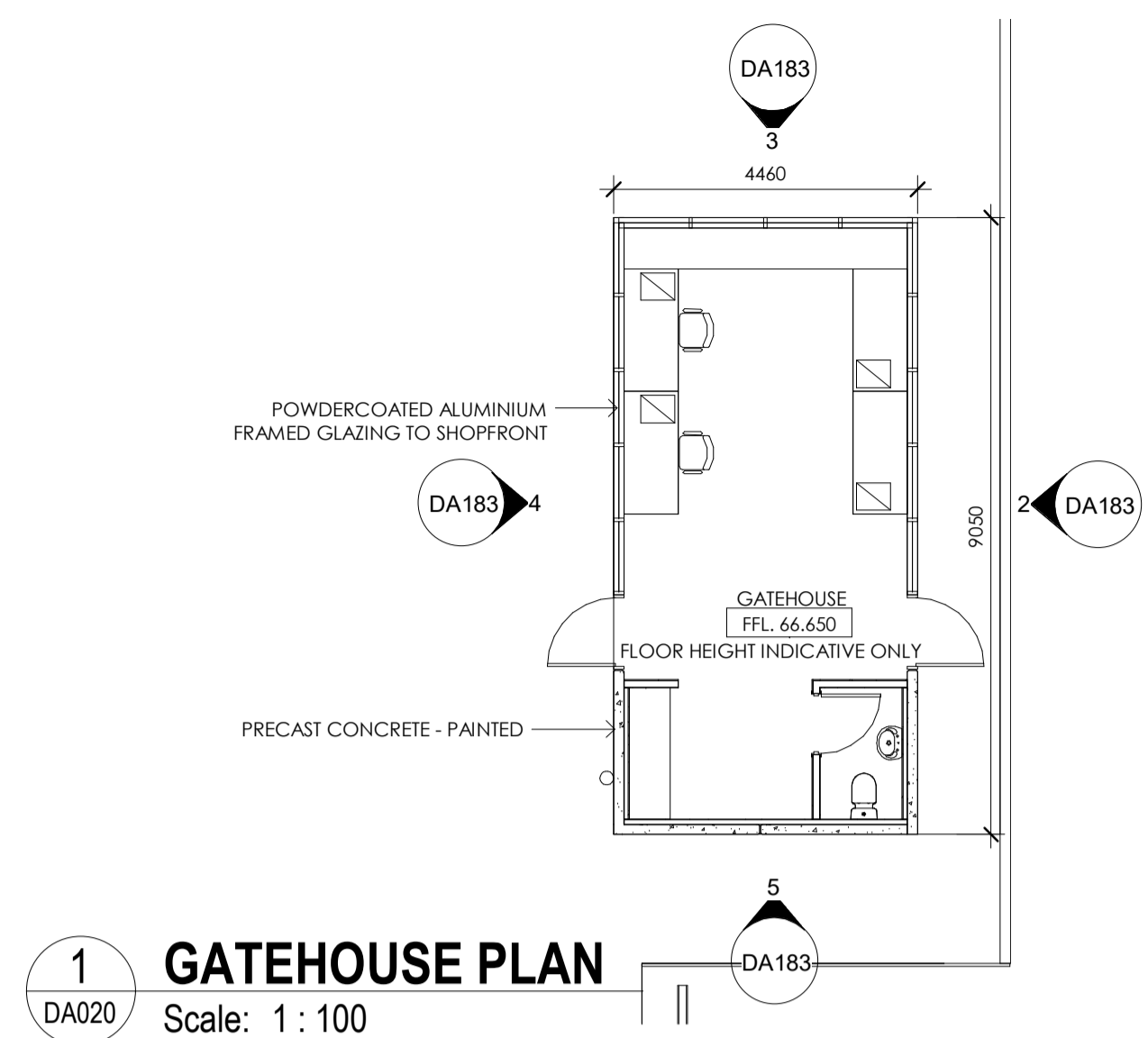
EXTERNAL FINISHES	
TAG	DESCRIPTION
1A.3	CONCRETE - PRECAST - Shale grey
1A.4	CONCRETE - PRECAST - Monument
1A.6	CONCRETE - PRECAST - Red
2A.1	TRIMDEK - Basalt
2A.2	TRIMDEK - Windspray
2A.3	TRIMDEK - Shale Grey
2A.4	TRIMDEK - Monument
2A.5	TRIMDEK - Surfemist
2A.6	TRIMDEK - Red
2B.5	LONGLINE - Surfemist
3A	GLAZING - CLEAR
3B	GLAZING - SPANDREL - GREY
4A	POWDERCOATED ALUMINIUM - 'Black'
5A.6	ALUMINIUM CLADDING - Red
6A.4	ROLLER DOOR - Monument
6B.2	EGRESS DOOR - Windspray
6C.4	P/C ALUMINIUM DOOR - 'Monument'
7B.4	COLORBOND DOWNPIPE- Monument
7C.1	COLORBOND FASCIA - Basalt
7C.4	COLORBOND CAPPING - Monument
7C.5	COLORBOND CAPPING - Surfemist
8A.5	METAL ROOF SHEETING
8B	SHADE SAIL - TRANSLUCENT

**PRELIMINARY**

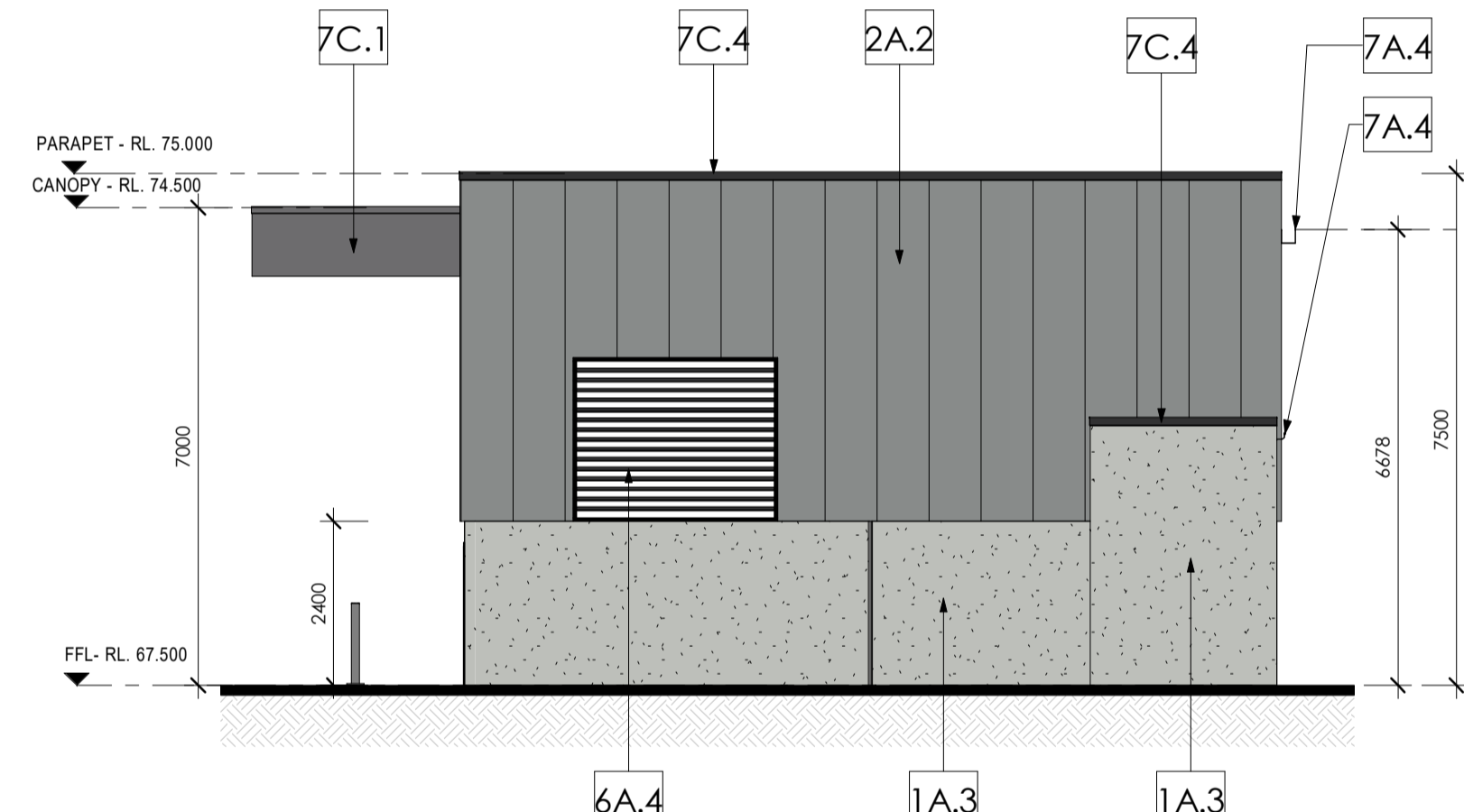


ANCILLARY BUILDINGS - SHEET 3

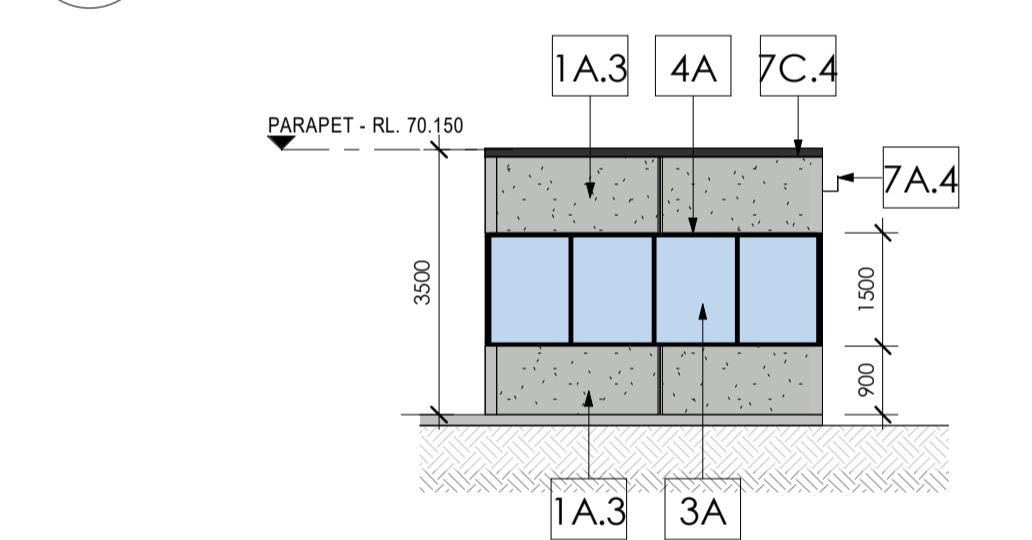
ISSUE	AMENDMENT	DATE	CHK'D
P 1	ISSUED FOR INFORMATION	17.01.20	SJE
A	DA ISSUE	31.01.20	SJE
B	DA SUBMISSION	17.02.20	SN
C	DA SUBMISSION	27.02.20	SN



6 VMU HUT PLAN  
 DA020 Scale: 1:100



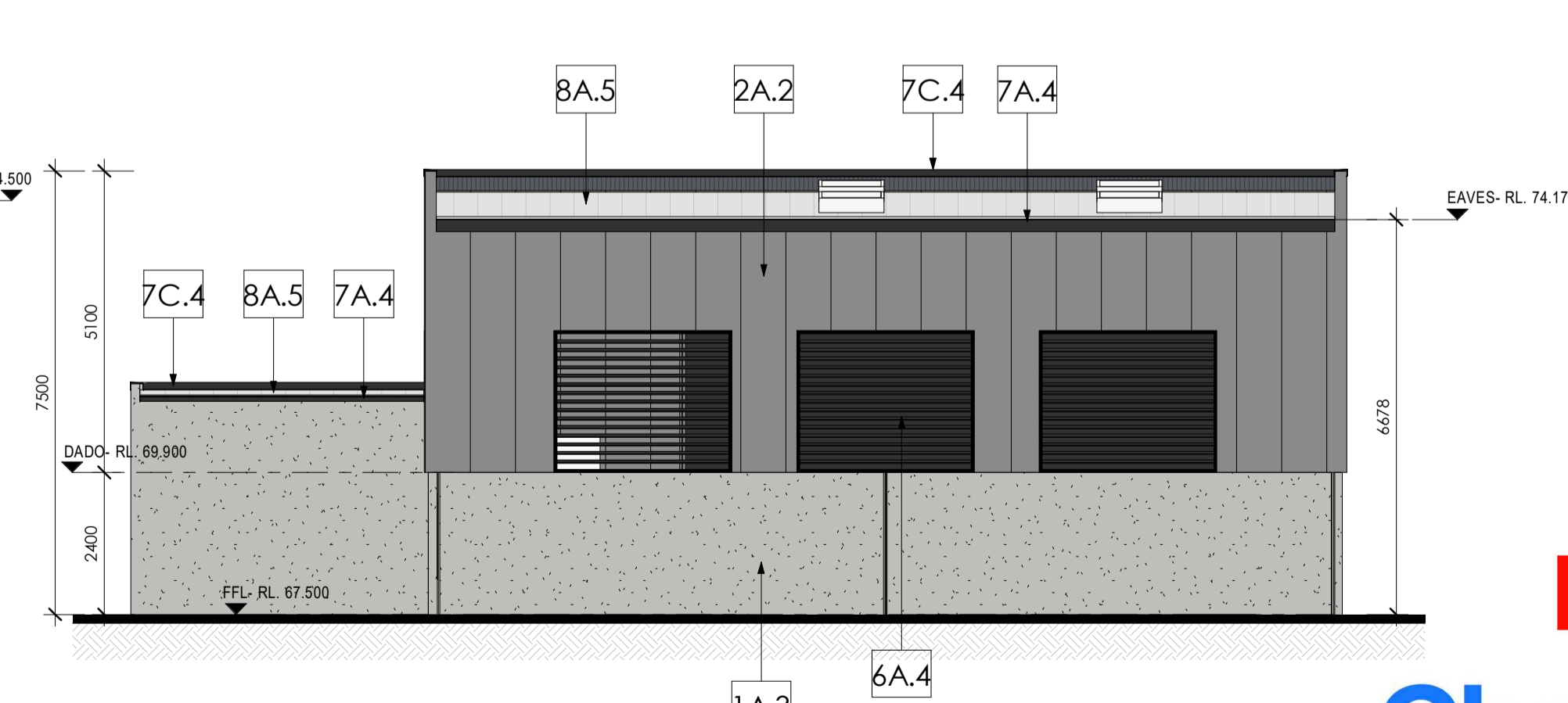
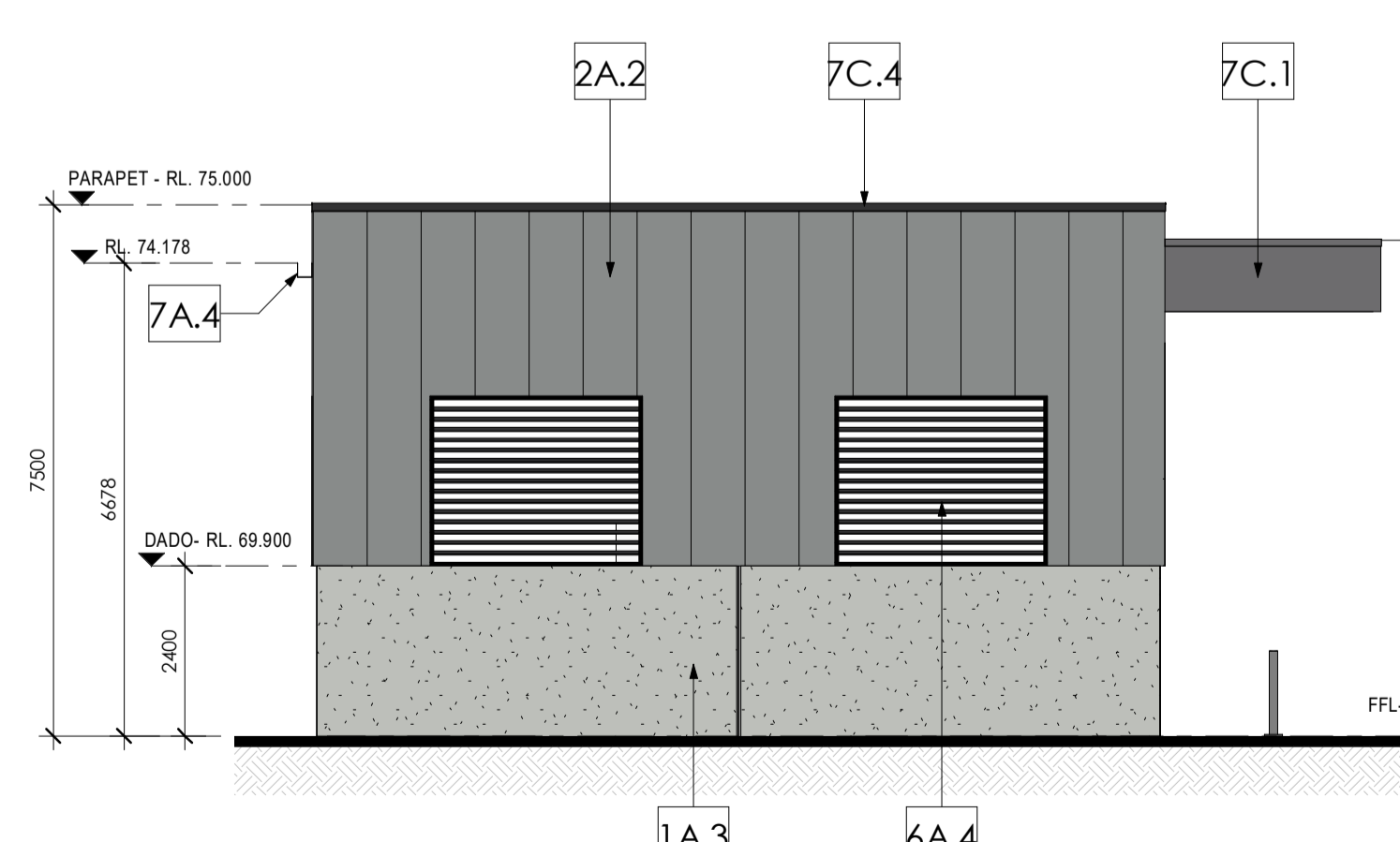
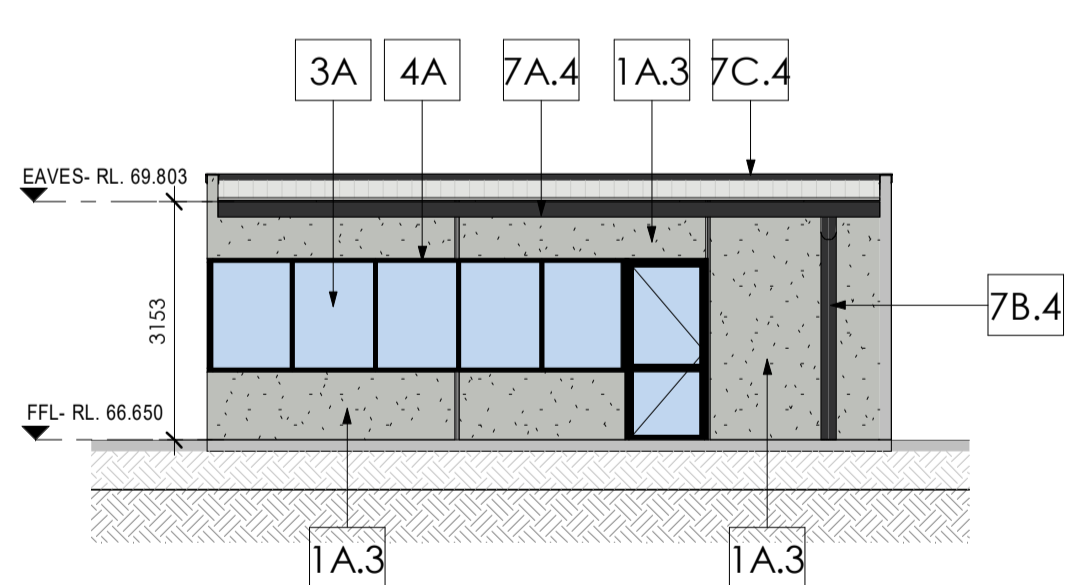
2 GATEHOUSE - ELEVATION EAST  
 DA183 Scale: 1:100



7 VMU HUT - ELEVATION EAST  
 DA183 Scale: 1:100

8 VMU HUT - ELEVATION SOUTH  
 DA183 Scale: 1:100

3 GATEHOUSE - ELEVATION NORTH  
 DA183 Scale: 1:100



4 GATEHOUSE - ELEVATION WEST  
 DA183 Scale: 1:100

9 VMU HUT - ELEVATION WEST  
 DA183 Scale: 1:100

10 VMU HUT - ELEVATION NORTH  
 DA183 Scale: 1:100

5 GATEHOUSE - ELEVATION SOUTH  
 DA183 Scale: 1:100

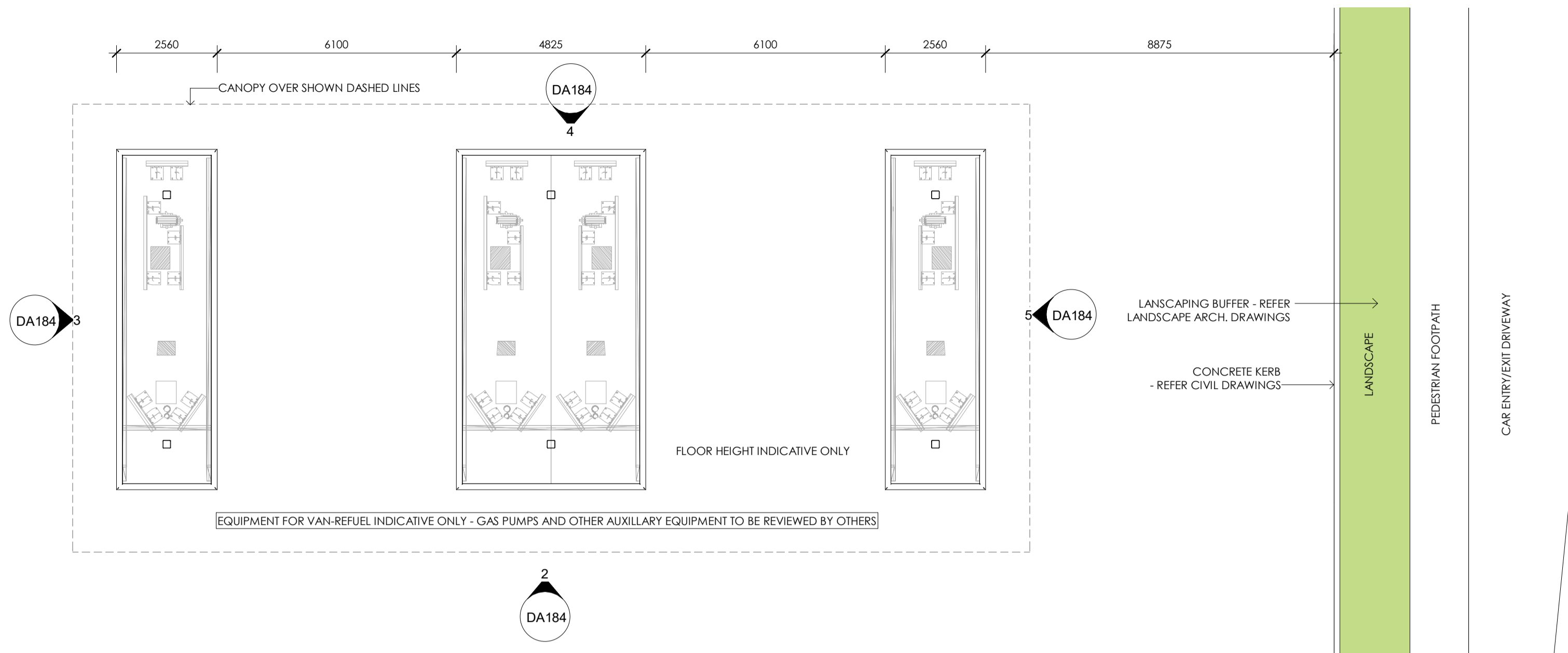
**NOTE:**  
 PLEASE REFER TO EXTERNAL FINISHES SHEET FOR DETAILED DESCRIPTION AND SAMPLE OF PROPOSED EXTERNAL FACADE.

EXTERNAL FINISHES	
TAG	DESCRIPTION
1A.3	CONCRETE - PRECAST - Shale grey
1A.4	CONCRETE - PRECAST - Monument
1A.6	CONCRETE - PRECAST - Red
2A.1	TRIMDEK - Basalt
2A.2	TRIMDEK - Windspray
2A.3	TRIMDEK - Shale Grey
2A.4	TRIMDEK - Monument
2A.5	TRIMDEK - Surfsmist
2A.6	TRIMDEK - Red
2B.5	LONGLINE - Surfsmist
3A	GLAZING - CLEAR
3B	GLAZING - SPANDREL - GREY
4A	POWDERCOATED ALUMINIUM - 'Black'
5A.6	ALUMINIUM CLADDING - Red
6A.4	ROLLER DOOR - Monument
6B.2	EGRESS DOOR - Windspray
7C.4	P/C ALUMINIUM DOOR - 'Monument'
7B.4	COLORBOND DOWNPIPE- Monument
7C.1	COLORBOND FASCIA - Basalt
7C.4	COLORBOND CAPPING - Monument
7C.5	COLORBOND CAPPING - Surfsmist
8A.5	METAL ROOF SHEETING
8B	SHADE SAIL - TRANSLUCENT

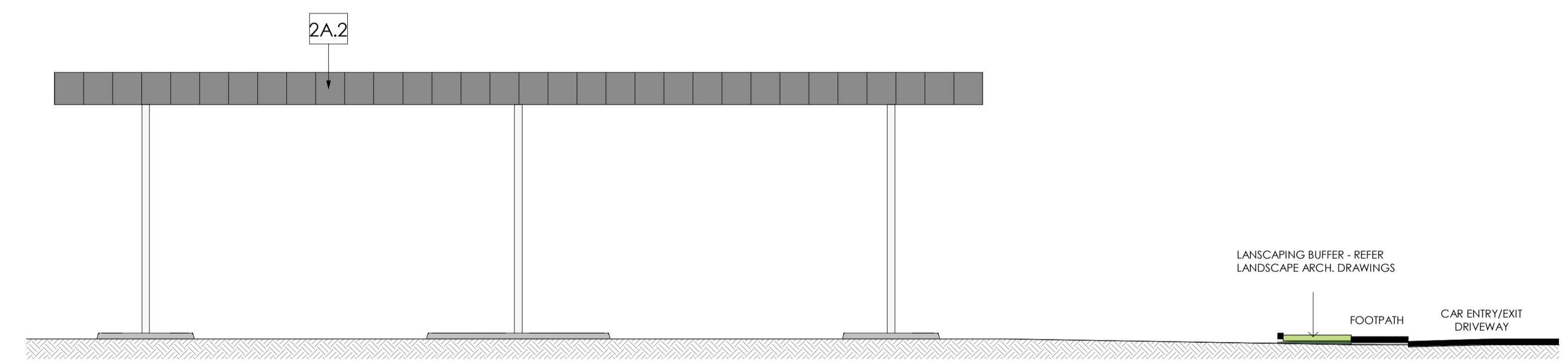
PRELIMINARY



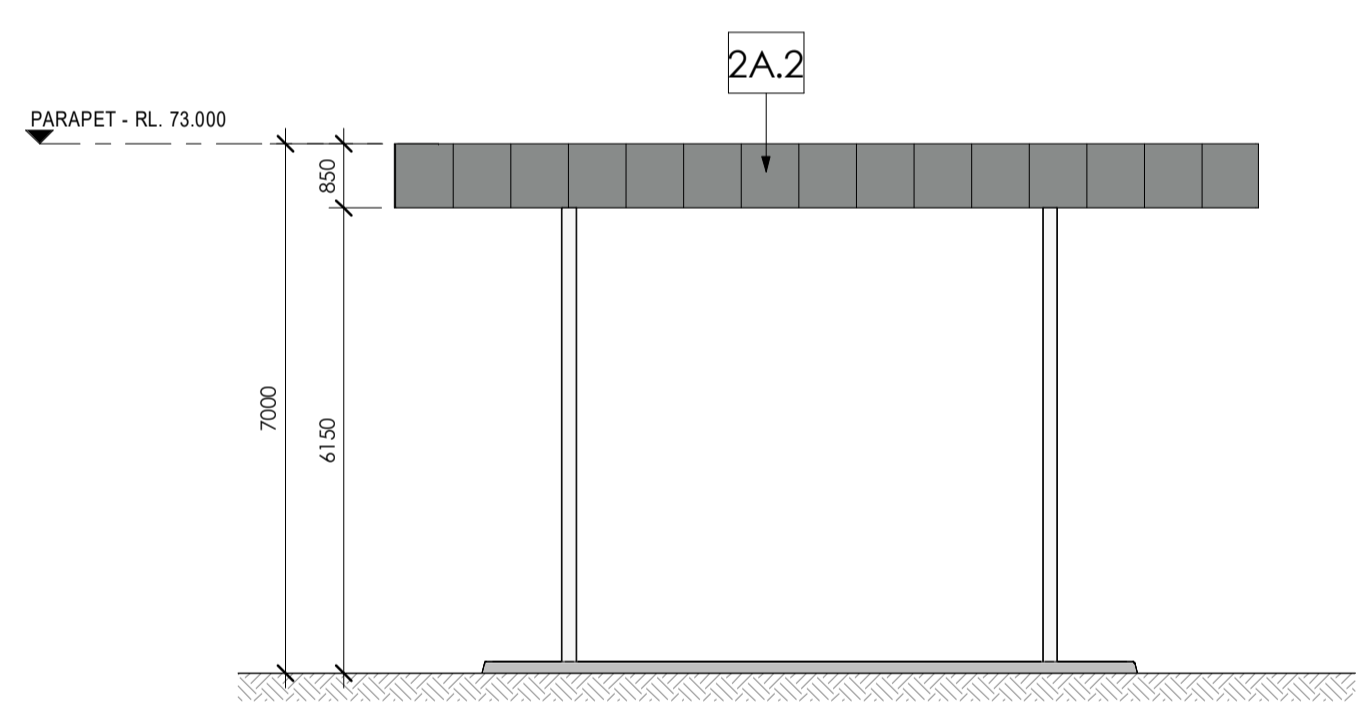
ISSUE	AMENDMENT	DATE	CHK'D
P 1	ISSUED FOR INFORMATION	17.01.20	SJE
A	DA ISSUE	31.01.20	SJE
B	DA SUBMISSION	17.02.20	SN
C	DA SUBMISSION	27.02.20	SN



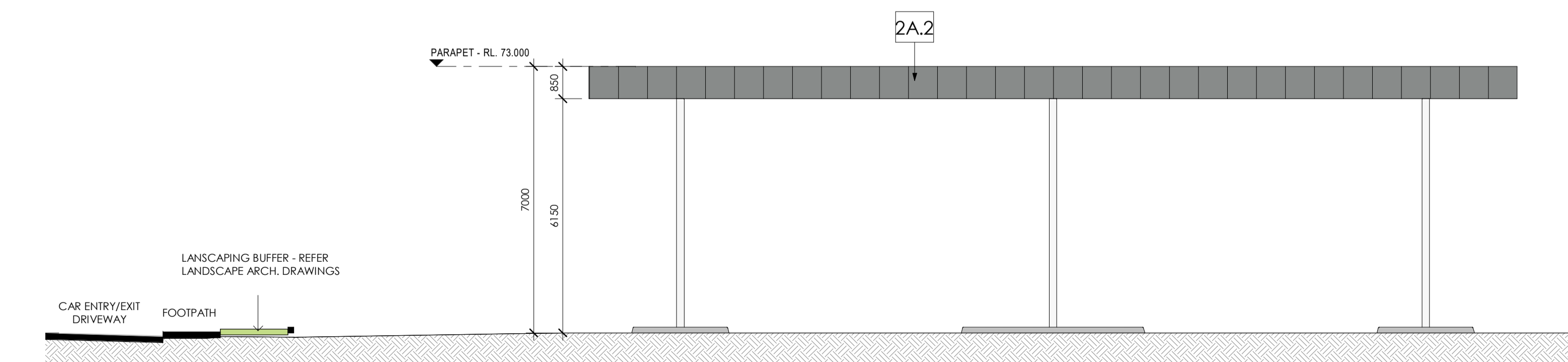
1 VAN RE-FUEL PLAN  
 DA020 Scale: 1:100



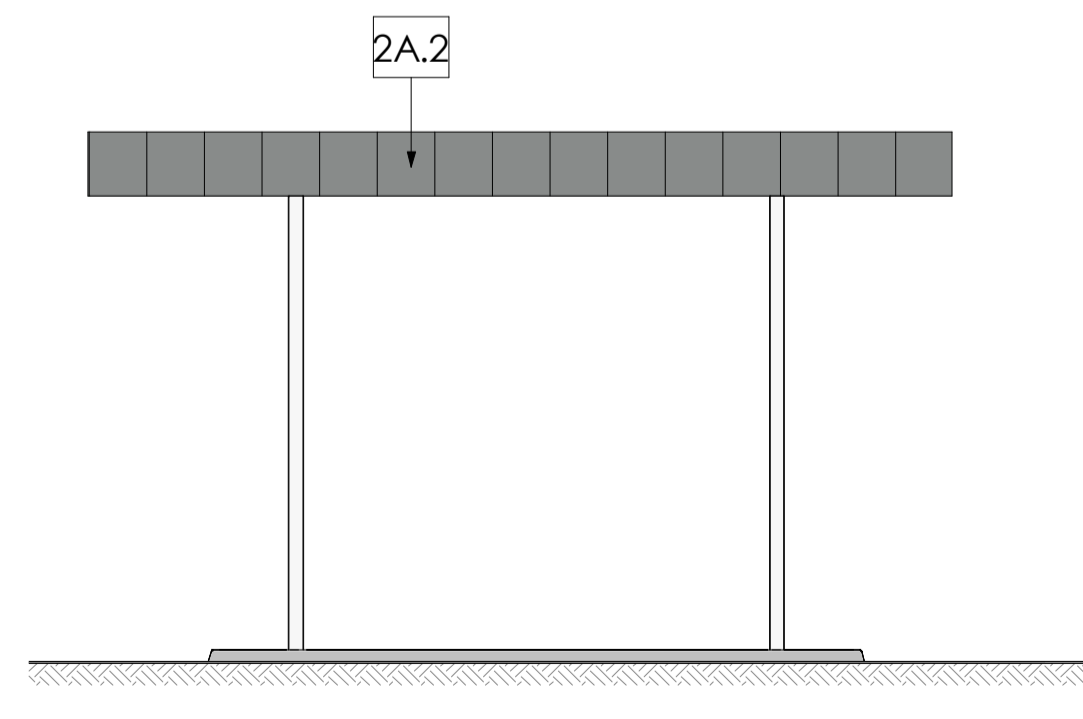
2 VAN RE-FUEL - ELEVATION SOUTH  
 - Scale: 1:100



3 VAN RE-FUEL - ELEVATION WEST  
 - Scale: 1:100



4 VAN RE-FUEL - ELEVATION NORTH  
 - Scale: 1:100



5 VAN RE-FUEL - ELEVATION EAST  
 - Scale: 1:100

**NOTE:**  
 PLEASE REFER TO EXTERNAL FINISHES SHEET FOR DETAILED DESCRIPTION AND SAMPLE OF PROPOSED EXTERNAL FACADE.

EXTERNAL FINISHES	
TAG	DESCRIPTION
1A.3	CONCRETE - PRECAST - Shale grey
1A.4	CONCRETE - PRECAST - Monument
1A.6	CONCRETE - PRECAST - Red
2A.1	TRIMDEK - Basalt
2A.2	TRIMDEK - Windspray
2A.3	TRIMDEK - Shale Grey
2A.4	TRIMDEK - Monument
2A.5	TRIMDEK - Surfsmist
2A.6	TRIMDEK - Red
2B.5	LONGLINE - Surfsmist
3A	GLAZING - CLEAR
3B	GLAZING - SPANDREL - GREY
4A	POWDERCOATED ALUMINIUM - 'Black'
5A.6	ALUMINIUM CLADDING - Red
6A.4	ROLLER DOOR - Monument
6B.2	EGRESS DOOR - Windspray
6C.4	P/C ALUMINIUM DOOR - 'Monument'
7B.4	COLORBOND DOWNPIPE- Monument
7C.1	COLORBOND FASCIA - Basalt
7C.4	COLORBOND CAPPING - Monument
7C.5	COLORBOND CAPPING - Surfsmist
8A.5	METAL ROOF SHEETING
8B	SHADE SAIL - TRANSLUCENT

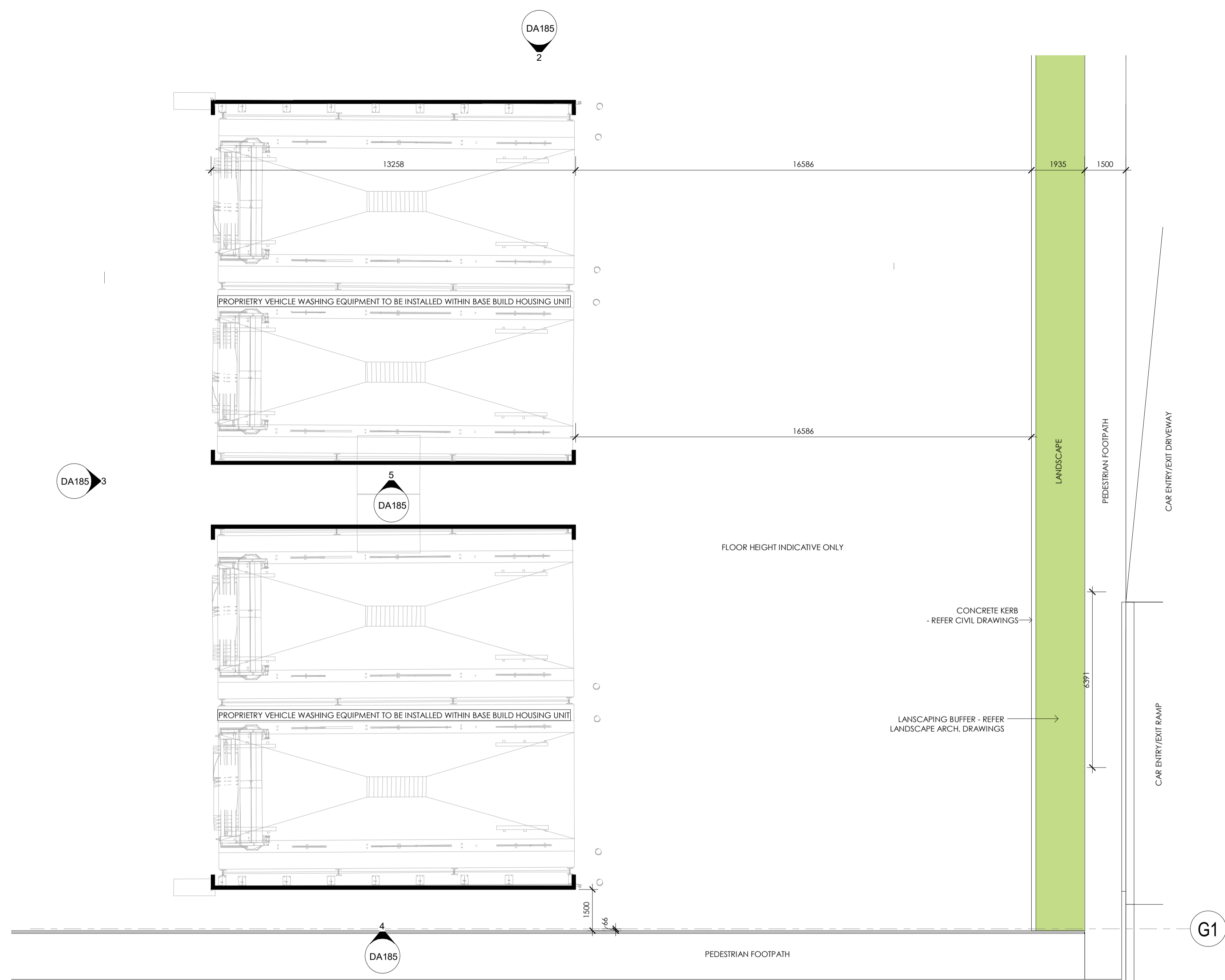
PRELIMINARY

ISSUE	AMENDMENT	DATE	CHK'D
A	DA ISSUE	31.01.20	SJE
B	DA SUBMISSION	17.02.20	SN
C	DA SUBMISSION	27.02.20	SN

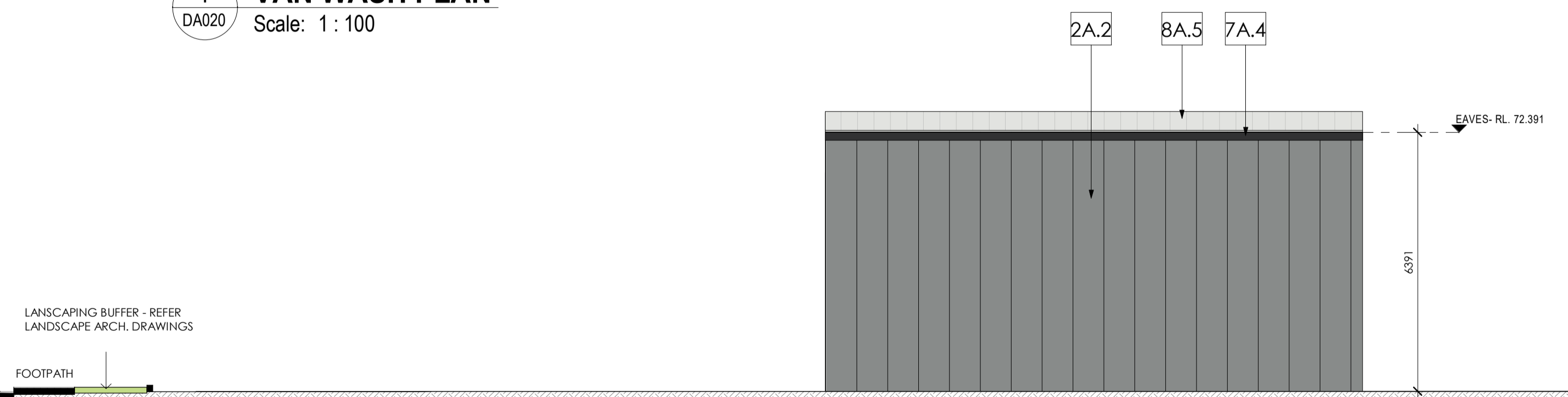
**NOTE:**  
 PLEASE REFER TO EXTERNAL FINISHES SHEET FOR DETAILED DESCRIPTION AND SAMPLE OF PROPOSED EXTERNAL FACADE.

EXTERNAL FINISHES	
TAG	DESCRIPTION
1A.3	CONCRETE - PRECAST - Shale grey
1A.4	CONCRETE - PRECAST - Monument
1A.6	CONCRETE - PRECAST - Red
2A.1	TRIMDEK - Basalt
2A.2	TRIMDEK - Windspray
2A.3	TRIMDEK - Shale Grey
2A.4	TRIMDEK - Monument
2A.5	TRIMDEK - Surfmist
2A.6	TRIMDEK - Red
2B.5	LONGLINE - Surfmist
3A	GLAZING - CLEAR
3B	GLAZING - SPANDREL - GREY
4A	POWDERCOATED ALUMINIUM - 'BLACK'
5A.6	ALUMINIUM CLADDING - Red
6A.4	ROLLER DOOR - Monument
6B.2	EGRESS DOOR - Windspray
6C.4	P/C ALUMINIUM DOOR - 'Monument'
7B.4	COLORBOND DOWNPIPE - Monument
7C.1	COLORBOND FASCIA - Basalt
7C.4	COLORBOND CAPPING - Monument
7C.5	COLORBOND CAPPING - Surfmist
8A.5	METAL ROOF SHEETING
8B	SHADE SAIL - TRANSLUCENT

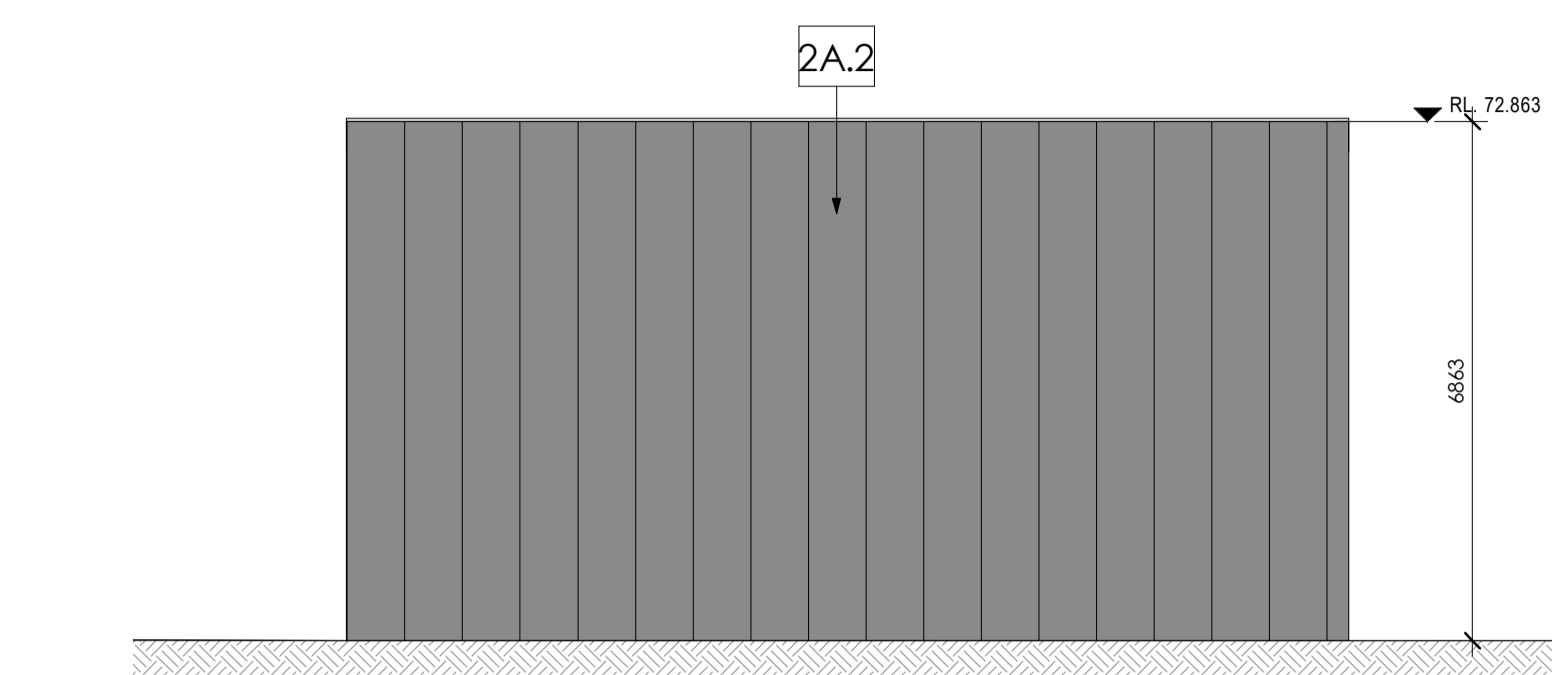
**PRELIMINARY**



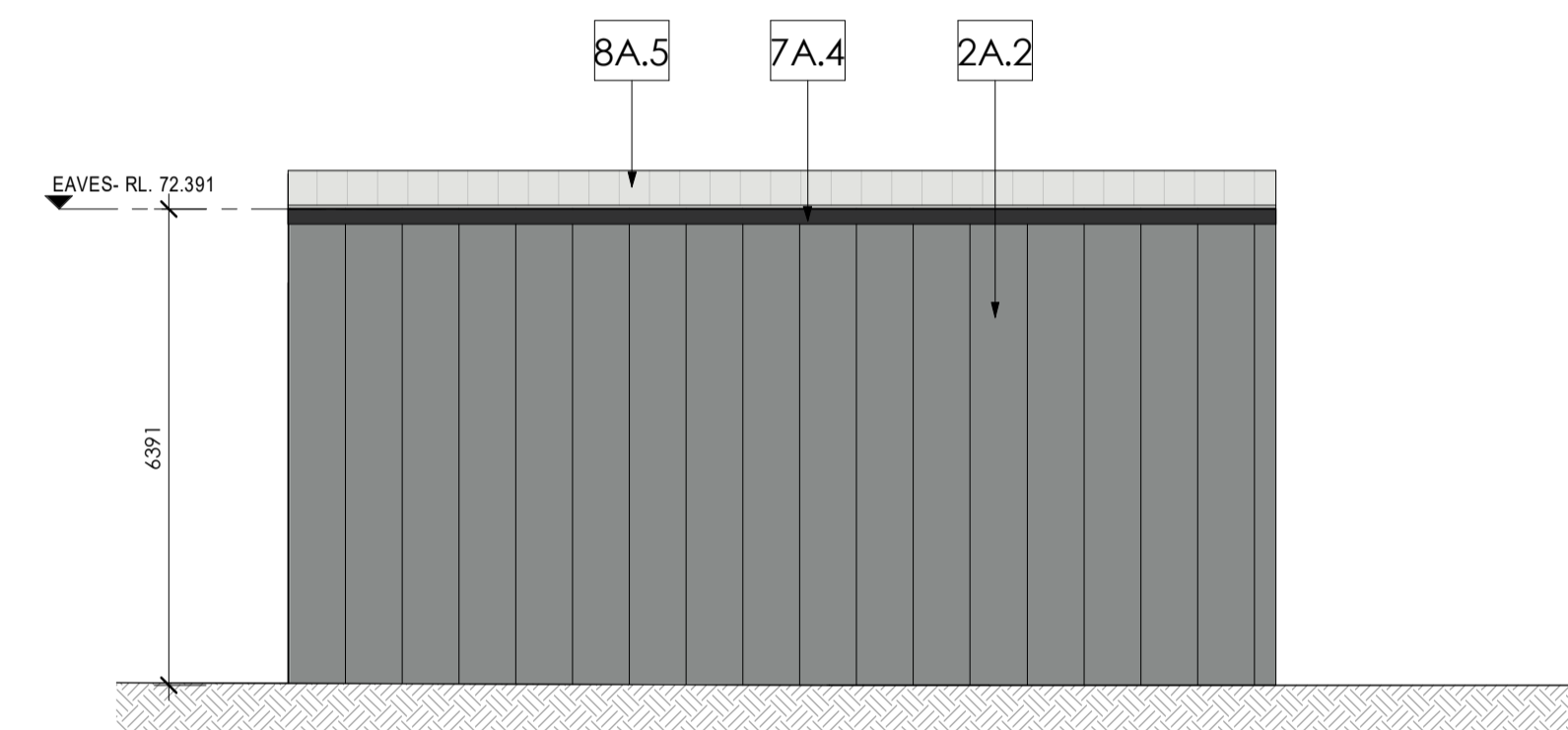
**1 VAN WASH PLAN**  
 DA020 Scale: 1 : 100



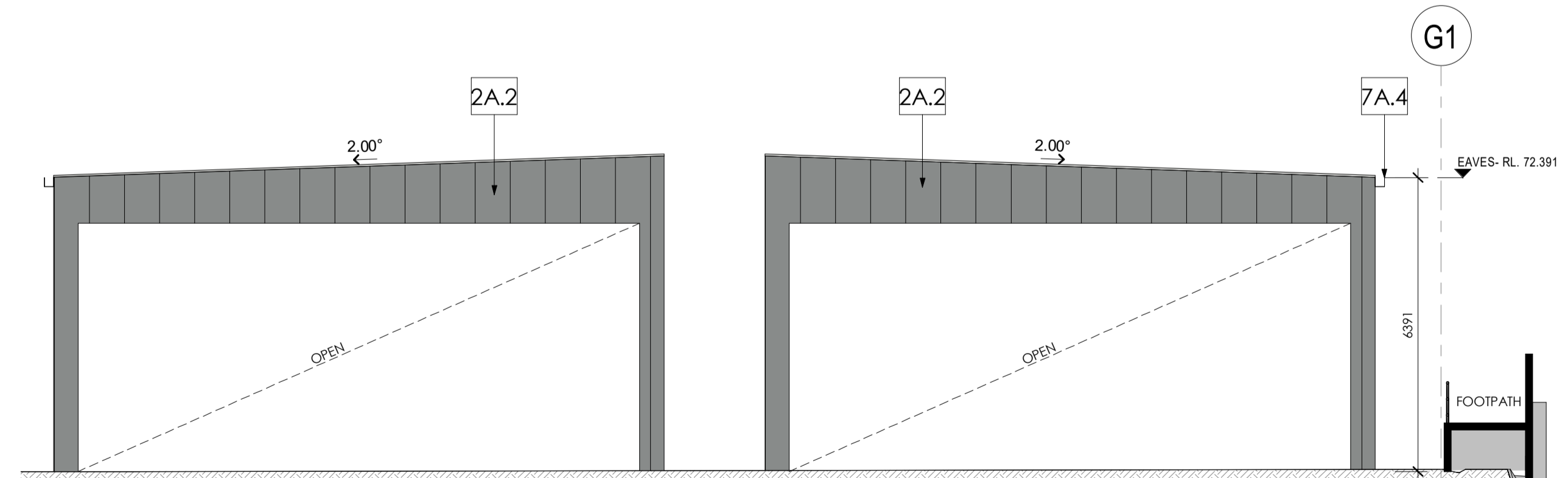
**2 VAN WASH - ELEVATION NORTH**  
 DA185 Scale: 1 : 100



**5 VAN WASH - ELEVATION SOUTH 2**  
 DA185 Scale: 1 : 100



**4 VAN WASH - ELEVATION SOUTH 1**  
 DA185 Scale: 1 : 100



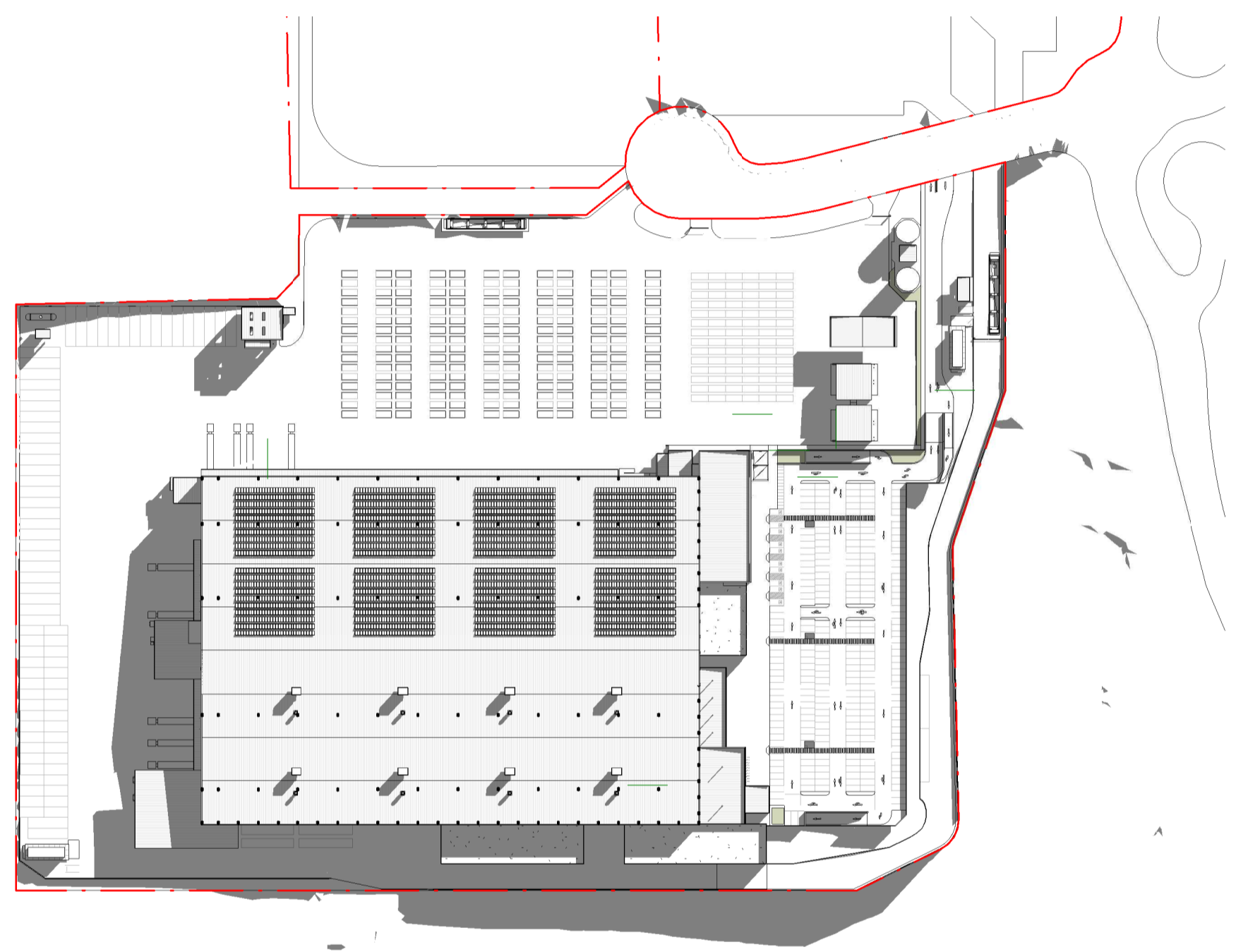
**3 VAN WASH - ELEVATION WEST (SIMILAR TO EAST ELEV.)**  
 DA185 Scale: 1 : 100

**FDC**

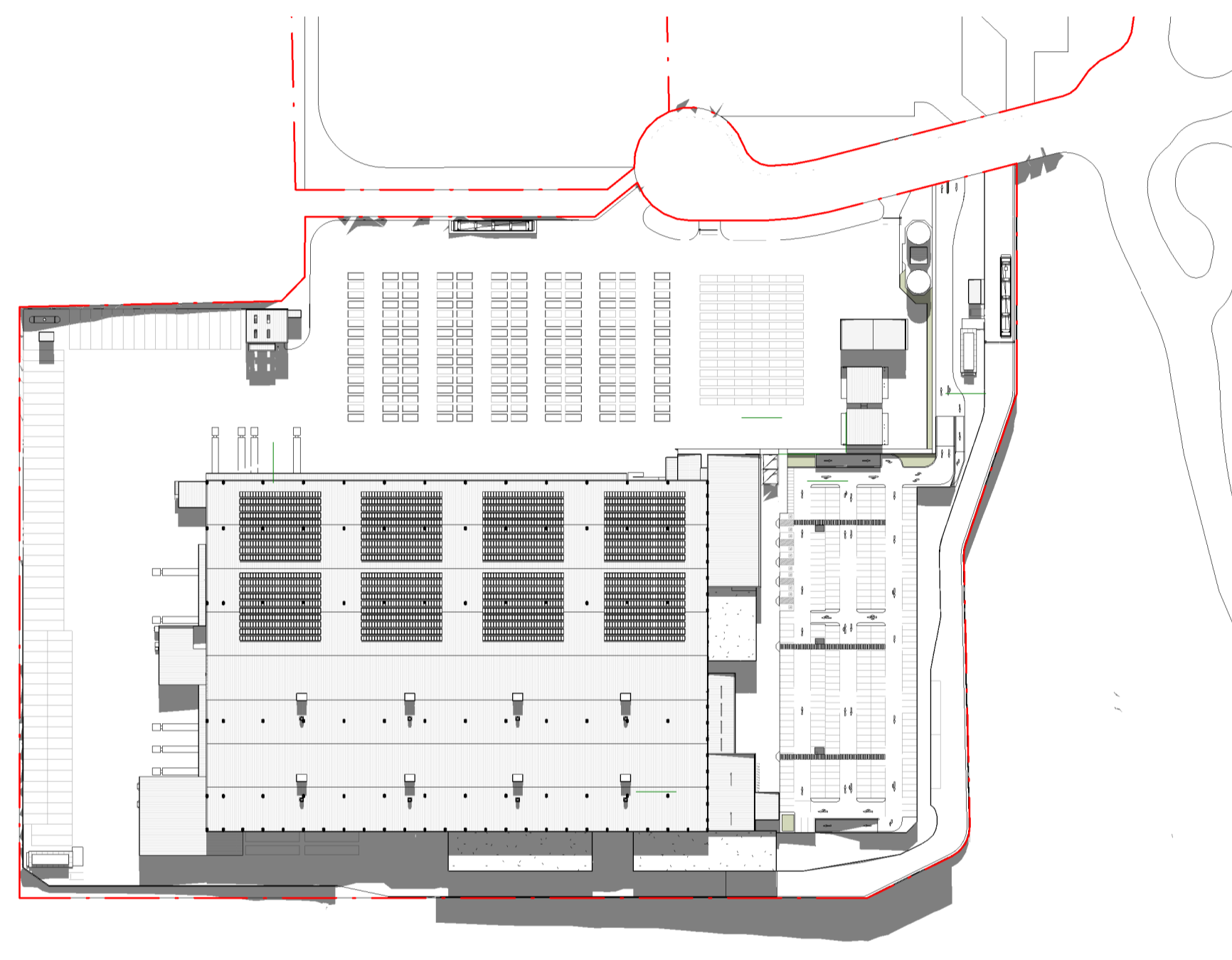
**Charter Hall**

ANCILLARY BUILDING - SHEET 6

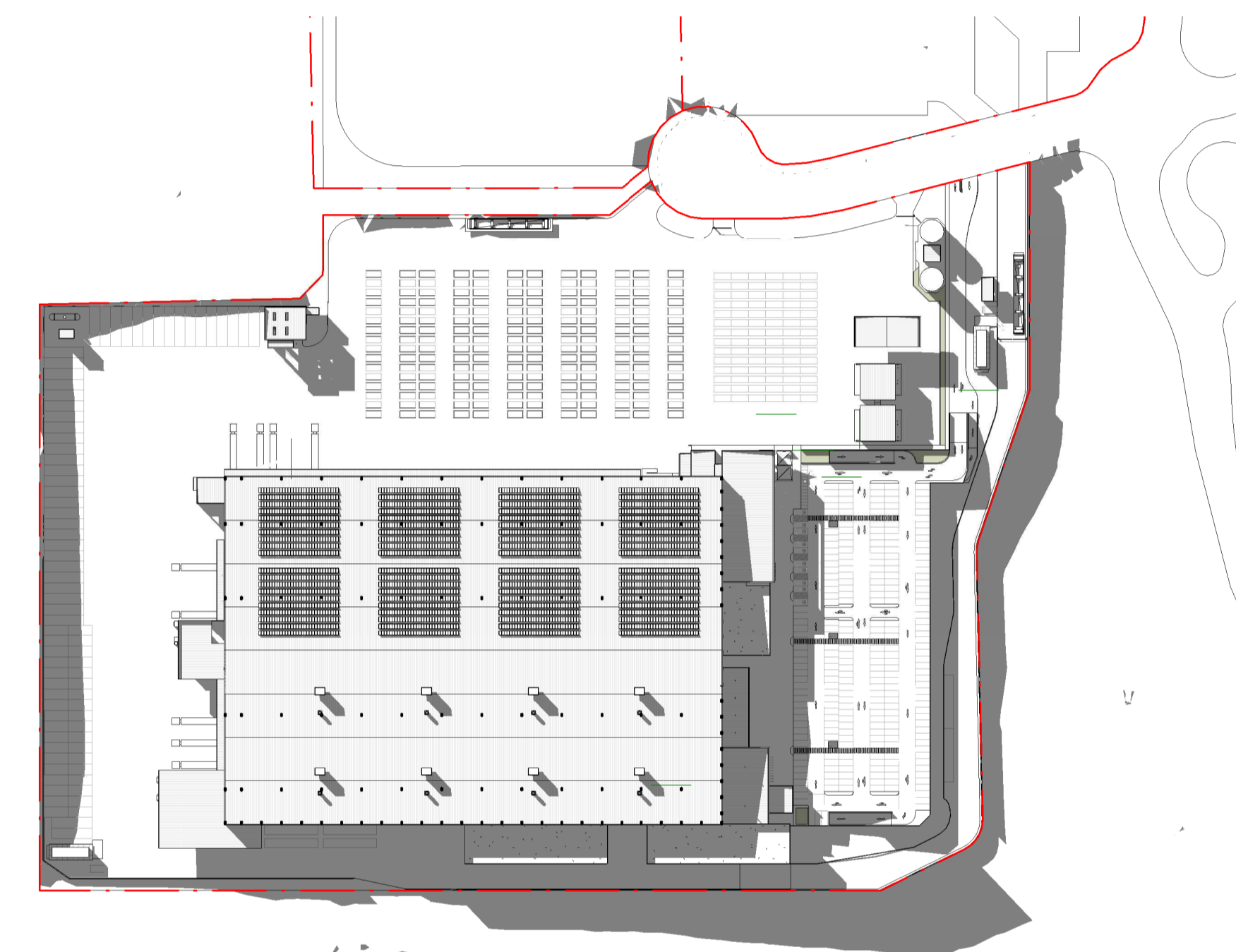
ISSUE	AMENDMENT	DATE	CHK'D
P 1	ISSUED FOR INFORMATION	17.01.20	SJE
A	DA ISSUE	31.01.20	SJE
B	DA SUBMISSION	17.02.20	SN
C	DA SUBMISSION	27.02.20	SN



SHADOW DIAGRAM - 21st JUNE 9am



SHADOW DIAGRAM - 21st JUNE 12pm



SHADOW DIAGRAM - 21st JUNE 3pm

PRELIMINARY



ISSUE	AMENDMENT	DATE	CHK'D
P 1	ISSUED FOR INFORMATION	17.01.20	SJE
A	DA ISSUE	31.01.20	SJE
B	DA SUBMISSION	17.02.20	SN
C	DA SUBMISSION	27.02.20	SN



ARTIST'S IMPRESSION - SOUTH EAST CORNER



ARTIST'S IMPRESSION - NORTH ELEVATION



ARTIST'S IMPRESSION - AERIAL OVERVIEW



ARTIST'S IMPRESSION - MAIN OFFICE

PRELIMINARY

**NOTE:**  
 ALL ARTISTS IMPRESSIONS ARE INDICATIVE ONLY  
 - FINAL FINISHED MATERIALS MAY DIFFER SLIGHTLY  
 AND MAY NOT REFLECT DRAWINGS FULLY



ARTIST IMPRESSIONS