






















EXTERNAL FINISHES				
LEGEND	Building Element	Manufacturer/Supplier	Finish	Colour
MC1	Metal Wall Cladding	Lysaght or similar (Trimdeck profile)	Colorbond	Dune
MC2	Metal Wall Cladding	Lysaght or similar (Trimdeck profile)	Colorbond	Surfmist
MC3	Metal Wall Cladding	Lysaght or similar (Trimdeck profile)	Colorbond	Shale Grey
MC4	Metal Wall Cladding	Lysaght or similar (Trimdeck profile)	Colorbond	Shale Grey (Diagonal Pattern)
MC5	Metal Wall Cladding	Lysaght or similar (Trimdeck profile)	Colorbond	Monument (Diagonal Pattern)
MC6	Metal Wall Cladding	Lysaght or similar (Trimdeck profile) - Solid Aluminium Panneling	Colorbond	Monument (Diagonal Cladding)
MC7	Metal Wall Cladding	Lysaght or similar (Trimdeck profile)	Colorbond	Monument
MC8	Metal Wall Cladding	Lysaght or similar (Trimdeck profile)	Colorbond	Bund Corporate Colour- Blue
MC9	Metal Wall Cladding	Lysaght or similar (Trimdeck profile)	Colorbond	Bund Corporate Colour- Green
PC1	Pre-Cast Concrete Wall	-	Paint Finish	Dulux 'Monument' or similar
PC2	Pre-Cast Concrete Wall	-	Paint Finish	Dulux 'Dune' or similar
PC3	Pre-Cast Concrete Wall	-	Paint Finish	Dulux 'Shale Grey' or similar
PC4	Pre-Cast Concrete Wall	-	Paint Finish	Dulux 'Surfmist' or similar
CB	Feature Concrete Bricks	-		
RSD	Roller Shutter Doors	-	Colorbond	Monument
RS1	Metal Roof Sheetting (Warehouse)	Steelline or similar	Hi-Deck 0.42 bmt	Surfmist
RL	Translucent Roof Sheets	Ampepite Everlite R74 or similar.	To match Roof profile.	Ice Clear
RWG	Rain Water Goods, Roof Cappings & Flashings, Gutters, & Footmould	Lysaght or similar	Colorbond	Monument
DP1	Downpipe protectors		Paint Finish	Dulux 'Dune'
DP2	UPVC Downpipes		Paint Finish	Dulux 'Monument'
ED	Warehouse Exit Doors		Paint Finish	Dulux- Monument- semi Gloss
ST1	Awning Exposed Steel & Cappings			Hot Dipped Galvanised Steel
BOL	Bolards		Paint Finish	Dulux- Safety Yellow Semi Gloss
GLF	Glazing Frames		Powdercoat Finish	Duratec Zeus- Silver Grey
GL1	Glass (General)			(Subject to JVS)
GL2	Glass (Spandrel)		Colourback Glazing	Monument
MB	Metal Battens			Hot Dipped Galvanised Steel
SC	Steel Columns			Hot Dipped Galvanised Steel
SP1	Feature Spray Paint Finish	Dulux or Similar	Low Sheen	To match 'Astro Grey'- TBC
SP2	Feature Spray Paint Finish	Dulux or Similar	Low Sheen	To match 'Surfmist'

FINISH SWITCHES				
				
MC1	MC2	MC3	MC4	MC5
				
MC6	MC7	MC8	MC9	PC1
				
PC2	PC3	PC4	RSD	RS1
				
ED	ST1	BOL	SP1	SP2
				
GLF				

LIFT FINISHES				
LEGEND	ITEM	Manufacturer/Supplier	Range	Colour
LF1	Lift Wall Finish	Linea or Similar	Breeze Standard Finish	Metallic- F12PPS
LF2	Lift Floor Finish	Linea or Similar	Breeze Standard Finish	Rubber Floor- Black
LF3	Lift Ceiling Finish	Linea or Similar	Breeze Standard Finish	4 X LED Downlights
LF4	Lift Door Finish	Linea or Similar	Breeze Standard Finish	Metallic- F12PPS
LCD	Lift Car Display	Linea or Similar		Stainless Steel Full Height COP
LCD-B	Lift Car Display Push Buttons	Linea or Similar		Blue Achilles
LOP	Lift Call Display	Linea or Similar		Flush LOP + LCD display

GREEN STAR RATING NOTES

EXTERNAL

- ROOF SHEETING TO BE 'SURFMIST' TO COMPLY WITH GREENSTAR CREDIT 25 HEAT ISLAND EFFECT.
- ALL EXTERNAL DULUX PAINT TO BE 'ULTRA LOW VOC' OR AT LEAST 'LOW VOC' TO MEET GREEN STAR REQUIREMENTS
- PVC DOWN PIPES TO BE 'BEST ENVIRONMENTAL PRACTICE' PVC SUCH AS VINDEX OR IPLEX.

GREEN STAR RATING NOTES

INTERNAL

- ALL WALL AND FLOOR TILES TO HAVE GREEN STAR CERTIFICATION
- ALL CARPET TILES TO BE LOW VOC EMISSION AS PER GPCA REQUIREMENTS.
- CARPET & VINYL FLOORING ADHESIVES TO BE LOW VOC
- CARPET BACKING TO BE 'BEST ENVIRONMENTAL PRACTICE' PVC OR NOT TO CONTAIN PVC.
- VINYL FLOORING TO BE 'BEST ENVIRONMENTAL PRACTICE' PVC OR NOT TO CONTAIN PVC.-SUGGEST REQUESTING COMPLIANCE DOCUMENTATION FROM SUPPLIERS FOR REVIEW.
- PLASTERBOARD AND CEILING TILES TO HAVE ONE OR MORE SUSTAINABILITY CERTIFICATIONS SUCH AS GREEN TAG/GOOD ENVIRONMENTAL CHOICE AUSTRALIA (GEC) OR HAVE AN ENVIRONMENTAL PRODUCT DECLARATION (EPD).
- CEILING TILE SELECTION TO BE ASSESSED BY ACOUSTIC CONSULTANT
- ALL INTERNAL PAINT FINISHES TO BE 'ULTRA LOW VOC' PER INNOVATION CREDIT REQUIREMENTS
- ALL ENGINEERED WOOD PRODUCTS TO BE LOW FORMALDEHYDE I.E EQUIVALENT EMISSIONS TO E8 BOARD.
- ALL TIMBER TO BE AFS/FSC OR PEFC CHAIN OF CUSTODY CERTIFIED
- ALL TIMBER DOORS TO HAVE AFS/FSC OR PEFC TIMBER CHAIN OF CUSTODY CERTIFICATION.
- ALL ENGINEERED WOOD WITHIN DOOR TO BE LOW FORMALDEHYDE I.E EQUIVALENT EMISSIONS TO E8 BOARD.
























GREEN STAR RATING NOTES

LIFT FINISHES

- NO ENGINEERED WOOD PRODUCTS OR TIMBER FINISHES IN LIFT CARS

FINISH SWITCHES				
				
LF1	LF2	LF3	LF4	
				
LCD	LCD-B	LOP	REFERENCE IMAGE	

INTERNAL FINISHES				
LEGEND	ITEM	Manufacturer/Supplier	Range	Colour
FLOOR FINISHES				
CT1	Carpet Tile (General) - Laid In Quarter Turn Pattern	Above Left or Similar	Upstream	EB05- Ocean
FT1	Floor Tiles (Amenities)	Johnson Tiles or Similar	Waringa	Black Micro (300x300) (Grey Grout)
FT2	Floor Tiles (Entrance Reception)	Johnson Tiles or Similar	Tundra	Grey (Grey Grout) (600 x 600)
FV1	Floor Vinyl	Armstrong or Similar	Accolade Plus	Camden Grey
FV2	Floor Vinyl- Anti Static- Comms Room	Armstrong or Similar	Accolade Safe	Camden Grey
MAT	Recessed Floor Mat	Birus or Similar	Ultra	Slate
CEILING FINISHES				
SC1	Ceiling Tiles (General)	Armstrong or Similar	RH99 Fine Fissured	White (1200x600)
SC2	Ceiling Tiles (Amenities)	--	Pre-Finished Vinyl Faced Plasterboard Ceiling Tiles	White (1200 x 600)
FPB1	Flush Plasterboard	Dulux or Similar	Low Sheen	White
WALL FINISHES				
PT1	Walls General	Dulux or Similar	Low Sheen	Natural White
PT2	Doors	Dulux or Similar	Semi - Gloss	Timeless Grey
DF1	Door Frames	Dulux Powdercoat or Similar	Duratec	Zeus Black
WT1	Wall Tiles (General Amenities)	Johnson Tiles or Similar	Waringa	Ivory (300 x 300) (Grout - Light Grey)
WT2	Kitchen Splash Back	Johnson Tiles or Similar	Spectrum	White (97x 197) (Grout White)
SK1	100mm high Flat Aluminium Skirting with black rubber skirting	--	Dulux Powdercoat	Zeus Black
SK2	Coved Tile Skirting	Johnson Tiles or Similar	Waringa	Black Micro
JOINERY FINISHES				
L1	Benchtops - Kitchens	Ceaserstone or similar	-	Airy Concrete (20mm Thick)
L2	Benchtops - Amenities, General Office Joinery Units	Laminex or Similar	-	Pure Mineralstone II Natural
L3	Reception Desktop	Laminex or Similar		Natural Teak
L4	Reception Desk Counter top	Ceaser- Stone or Similar		Aterra Blanca
L5	Reception Desk- Laminiate Feature	Laminex or Similar	Formica	Bud
L6	Reception Desk- Laminiate Feature	Laminex or Similar	Formica	Deep Sea
L7	Reception Cupboards	Laminex or Similar		Natural Teak
L8	Cupboard Doors, Slab Ends & Open Shelves - Above	Laminex or Similar		Natural teak
L9	Cupboard Doors, Drawer Fronts & Slab Ends & Kickers - Below	Laminex or Similar	-	Warm White Velvet (Natural Finish)
L10	Open Shelves - Below	Laminex or Similar	-	Natural Teak
TP	Toilet Cubicle Partitions	Laminex or Similar	-	Warm White Velvet
	Toilet Cubicle Doors	Laminex or Similar	-	Natural Teak

FINISH SWITCHES				
				
CT1	FT1	FT2	FV1	FV2
				
MAT	PT1	PT2	DF1	WT1
				
WT2	L1	L2	L3	L4
				
L5	L6	L7	L8	L9
				
L10	TP	TP (Doors)		

Note: All swatches indicative only; refer to sample board for actual product samples. Colours shown will vary on screen and in print. Discrepancies to be brought to the attention of the architect.

PRELIMINARY DRAWING

NOT TO BE USED FOR CONSTRUCTION PURPOSES

<div>PROJECT : PROJECT PEMULWUY OFFICE & WAREHOUSE DEVELOPMENT LOTS 107, 63 & 10 CLUNIES ROSS STREET, GREYSTANES</div>	<div>CLIENT: <div><div><div>Aliro</div><div></div></div><div><div>ISPT</div><div>SUPER PROPERTY</div></div><div><div>BUNZL</div><div></div></div><div><div>TAYLOR</div><div></div></div></div></div>	<div>ARCHITECTS' DOCUMENTATION <div><div><div></div><div>Nicholas + Alexander Architects</div></div><div>37 Bevan Street, Albert Park, 3206 Tel: (03) 9698 5622 Email: naoffice@bigpond.net.au A.C.N. 070 432 932</div></div></div>	No.	DATE	DESCRIPTION	No.	DATE	DESCRIPTION	No.	DATE	DESCRIPTION	<div>NORTH</div> <div>INTERNAL & EXTERNAL FINISHES SCHEDULE</div> <div>WRITTEN DIMENSIONS TO TAKE PRECEDENCE OVER SCALE. BUILDER SHALL CHECK AND VERIFY ALL DIMENSIONS ON SITE. DISCREPANCIES TO BE BROUGHT TO THE ATTENTION OF THE ARCHITECT.</div>	DOCUMENTATION: AG	DATE: FEB 2021				
			P5	27.08.21	INTERNAL, EXTERNAL & LIFT FINISHES COMBINED ON ONE SHEET									DRAWN: AG	SCALE: AS SHOWN @ B1			
			P6	15.09.21	GREEN STAR NOTES ADDED									CHECKED: ND	PLOT SCALE: 1 : 1			
			P7	18.09.21	PRELIMINARY ISSUE									DRWG. No.	SHEET. No.			
																21659	A700	
																	P7	