

PROPOSED SSDA MODIFICATIONS SCHEDULE (AS AT 02.11.2022)

PROJECT NAME: TRINITY GRAMMAR SCHOOL, THE RENEWAL PROJECT
JOB NO.: 210112



REFERENCE NO.	MODIFICATION DESCRIPTION	NOTES
	GENERAL NOTES	
		<p>Refer to the accompanying annotated drawings to illustrate these proposed modifications – DA120-126; DA130-136 and DA320-334.</p> <p>These drawing numbers correspond with drawings in the approved SSD for direct comparison.</p> <p>The applicant, Trinity Grammar School, is abbreviated to TGS in the following.</p>

PROPOSED SSDA MODIFICATIONS SCHEDULE

REFERENCE NO.	MODIFICATION DESCRIPTION	NOTES
	DA 120 - PROPOSED T&L PRECINCT PLAN B1	
1 - DA120	Relocation of Cafeteria Deliveries / Canteen Store	TGS requested that the store be incorporated into the general basement replan to better suit their operational requirements. This is proposed to be relocated to grids TB/T2 and is labelled 'Canteen Store'. This modification has the added advantage of reducing the need for excavation.
2 - DA120	Amendments to the Junior School Link	Construction work has commenced on the New Accessible Walkway linking the Junior School with the main campus (part of the original SSDA – on PMDL drawing DA111 E). This has unearthed footings not readily apparent from existing documentation. This modification proposes adjustment to the plan and levels of the new link to this walkway to accommodate these latent conditions.
3 - DA120	General Basement replan	TGS have reviewed their operations on this level and believe that activities previously proposed for the approved Teaching and Learning studio here, can be accommodated in the new general learning spaces above. This level, with direct access to the carpark is better suited for the functions proposed in this modification such as Print Store, Uniform Store and ICT Store. The remaining area is to be used for services and storage with levels, ramps and stairs amended accordingly.
4 - DA120	Locker Room replan	Proposed amendments to the Quadrangle basement plan are in line with TGS' new campus-wide locker strategy. Instead of an open plan as originally approved, this space is proposed to be divided into four 'house' locker rooms. Each house has direct access to the outside through enlarged doorways for more efficient student movement through these spaces. This requires enlarging openings in the existing north wall for improved access and egress at peak times.
5 - DA120	Demolish existing stair	Proposed amendment to demolish this existing stair up to L0. Generous access to this level is proposed from the north (refer 5 – DA121) so this space is more valuable as general circulation.
	DA 121 - PROPOSED T&L PRECINCT PLAN L0	
1 - DA121	Landscaping planter amendments	The structural system of the Arrow Building over is proposed to change from steel to concrete affecting the set out of columns in this area. It is proposed that these planters be reconfigured to accommodate the new column locations.

PROPOSED SSDA MODIFICATIONS SCHEDULE

REFERENCE NO.	MODIFICATION DESCRIPTION	NOTES
2 - DA121	Reconfiguration of Library entry doors.	TGS have requested the proposed configuration of entry doors to the library to accommodate their developed operational and security strategy.
3 - DA121	Amendments to the Junior School Link	The proposed plan on this level reflects planning changes below to accommodate latent structures on the New Accessible Walkway as discussed in 2 - DA120.
4 - DA121	Amendment to Agora tiered seating	TGS have requested more tiered seating to face the existing Sports Centre and for increased pedestrian access between the Agora and Sports Centre levels. The proposed amendments reflect this operational requirement.
5 - DA121	Amended Locker Room access	Each of the proposed four flights of stairs in this modification link a Locker Room in the basement to the new axis path. They will enable direct student access to their 'house' locker room (as discussed in 4 – DA120) for more efficient student movement. The previously approved single staircase would not handle this volume of students as well.
6 - DA121	Additional external stair	TGS have now allocated roles to individual offices in the Quadrangle building with the Pastoral Care area located in this eastern wing. These four roles – HOMS, DHOMS, HOSS and DHOSS – have a large parent-facing component, with sensitive topics often discussed. It is good practice to provide an alternative exit from these meetings to protect participants' privacy. The existing building plan provides this for the HOMS and DHOMS office. An additional external stair is proposed to the east, to provide this egress option for the HOSS and DHOSS.
7 - DA121	Pastoral area replan	TGS have now considered in more detail how this area will operate daily and this proposed replan reflects their optimised layout.
8 - DA121	Replan of Library offices, Presentation Room, Reception back of house and Student Services	TGS have further considered how these areas will operate to optimise use of shared facilities (such as meeting rooms and amenities). This proposed plan will better serve their operational demands.
9 - DA121	New office	TGS propose a single office within the larger Learning Support office to direct their support function across the campus.
10 - DA121	Relocated stair	It is proposed to relocate the stair from within the 'tower' of the Quadrangle building to within the Library. As the west portal of the 'tower' is being retained, head height would become restricted there with stairs on the path. Relocating the stairs into the Library allows more head height at this portal and allows the 'tower' to be read more completely from within the library.

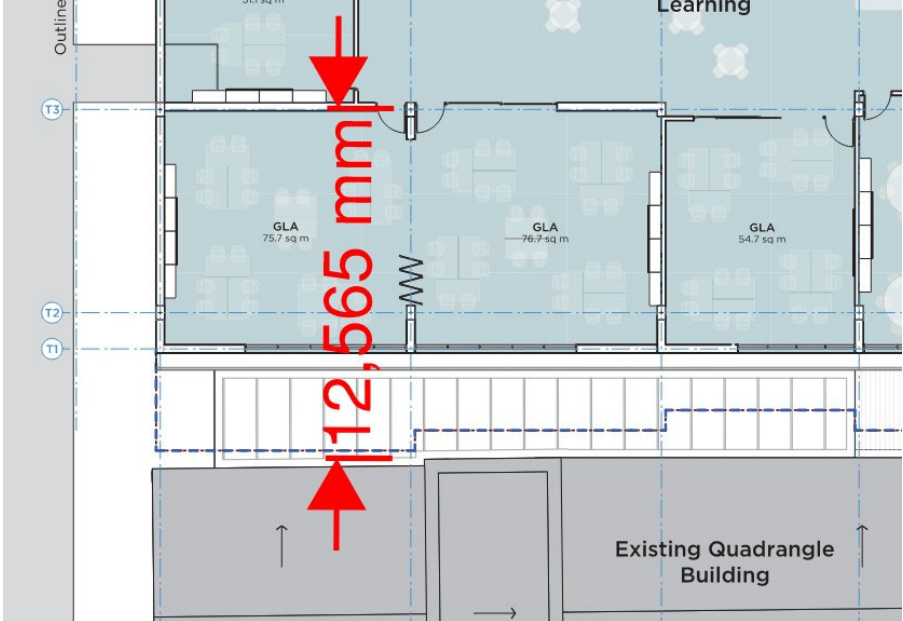
PROPOSED SSDA MODIFICATIONS SCHEDULE

REFERENCE NO.	MODIFICATION DESCRIPTION	NOTES
11 - DA121	Raised Library floor level	The Library floor is proposed to be raised from RL 50.3 to 50.4 to accommodate recent modelling of overland flows around the building.
12 - DA121	Relocated stair	TGS have identified the functional spacing within the Library and this proposed location is preferred for the stair up to L1 and associated study nooks.
	DA 122 - PROPOSED T&L PRECINCT PLAN L1	
1 - DA122	Amended bridge between Lift and Library	The proposed plan form for this bridge offers improved structural efficiencies with the proposed concrete structure.
2 - DA122	Reconfiguration of external stairs	The proposed introduction of switchback stairs to this eastern end of the Arrow walkway, in lieu of straight stairs with a level return, is to make vertical transition more efficient. In addition, the stairs up from Agora level are proposed to be closer to make this stairwell more compact where it meets the ground.
3 - DA122	Replan of Library / Senior Leadership offices	Similar to the floor below (refer 7 – DA121) TGS has now determined how these Library spaces and allocated offices can operate together. The proposed planning changes reflect this synergy.
4 - DA122	Proposed Council Room	TGS have considered that the Council Room is best located adjacent the Senior Leadership offices. This modification shows the new Council Room supplemented by a kitchenette and meeting room.
5 - DA122	Curriculum Reception Centre	This proposal creates a reception area adjacent the bridge to the Library. This reception will provide a welcoming link between students and advisers.
6 - DA122	Relocated external door	TGS have requested that this door be relocated to the corner of the room so that the proposed GLA operate more effectively.
7 - DA122	Stair relocations	Stairs relocated to improve head height below. Head heights are severely constrained by the imposition of 3.6 floor to floor height (SSD-10371 A1.1(iii)). This is proposed for NCC compliance.
8 - DA122	Relocated stair	The proposed plan on this level reflects planning changes below to accommodate functional planning of the Library (as discussed in 12 - DA121).

PROPOSED SSDA MODIFICATIONS SCHEDULE

REFERENCE NO.	MODIFICATION DESCRIPTION	NOTES
	DA 123 - PROPOSED T&L PRECINCT PLAN L2	
1 - DA123	Walkway added to Arrow Building	A walkway ramp is required to reconcile differing levels between the T&L Building (RL 57.5) and the PA Building (RL 57.8).
2 - DA123	Structural connections between the Arrow walkway and T&L building	These connections are required to tie the Arrow walkway to the T&L building for lateral stability. Otherwise, a bulkier structure and/or cross-bracing would be required around the perimeter which would undermine the original design intent.
3 - DA123	Replan of amenities	Amenity planning amended to incorporate developed services design.
4 - DA123	Reconfiguration of external stairs	The proposed introduction of switchback stairs to this eastern end of the Arrow walkway, in lieu of straight stairs with a level return, is to make vertical transition more efficient with more compact stairwell.
5 - DA123	Demolition of existing stairwell roof	The existing roof is proposed to be demolished together with the stairwell below which is already approved for demolition. It is proposed to extend the new roof adjacent to cover this area also.
6 - DA123	Relocated plant	TGS have requested to utilise this floor space in the top floor of the tower for plant. This would up space, allocated for plant in the approved SSDA, on the ground floor adjacent the student reception (refer PMDL DA121 C). That space is proposed for student services as per 8 – DA121).


PROPOSED SSDA MODIFICATIONS SCHEDULE

REFERENCE NO.	MODIFICATION DESCRIPTION	NOTES
7 - DA123	Grid T3 setbacks added	<p>The approved plans don't locate grid T3 relative to the Quadrangle building. This dimension has been scaled from the approved drawing (DA 124 D) as 12,565mm and included on this drawing to avoid ambiguity</p>  <p>The distance from grid T3 to T0 (23,200) is included for completeness. The perceived bulk of the building to the west will be determined by the location of the Arrow building screen structure (grid T0). This distance on the approved drawing (DA123 D) is given by $8265 + 9190 + 6000 = 23,455$. Relative to the approved design the proposed overall distance from the Quadrangle building to this grid will be 255 mm shorter, reducing perceived bulk to the west.</p>
8 - DA123	Ramp added to corridor	<p>A ramp is required to reconcile differing levels between the T&L Building (RL 57.5) and the landing outside the proposed Performance Hall (RL 57.735).</p>

PROPOSED SSDA MODIFICATIONS SCHEDULE

REFERENCE NO.	MODIFICATION DESCRIPTION	NOTES
9 - DA123	Building envelope dimension amended	It is proposed to increase this building envelope dimension here from 26,305 to 26,500. There will be no environmental impact from this increase (less than 200mm) as the bulk of the building will be determined by the setout of the Arrow building screen structure to the west and this is actually reduced (refer 7-DA123).
	DA 124 - PROPOSED T&L PRECINCT PLAN L3	
1 - DA124	Walkway added to Arrow Building	A walkway ramp is required to reconcile differing levels between the T&L Building (RL 61.1) and the PA Building (RL 61.39).
2 - DA124	Structural connections between the Arrow walkway and T&L building	These connections are required to tie the Arrow walkway to the T&L building for lateral stability. Otherwise, a bulkier structure and/or cross-bracing would be required around the perimeter which would undermine the original design intent.
3 - DA124	Replan of amenities	Amenity planning amended to incorporate developed services design.
4 - DA124	Reconfiguration of external stairs	The proposed introduction of switchback stairs to this eastern end of the Arrow walkway, in lieu of straight stairs with a level return, is to make vertical transition more efficient with more compact stairwell.

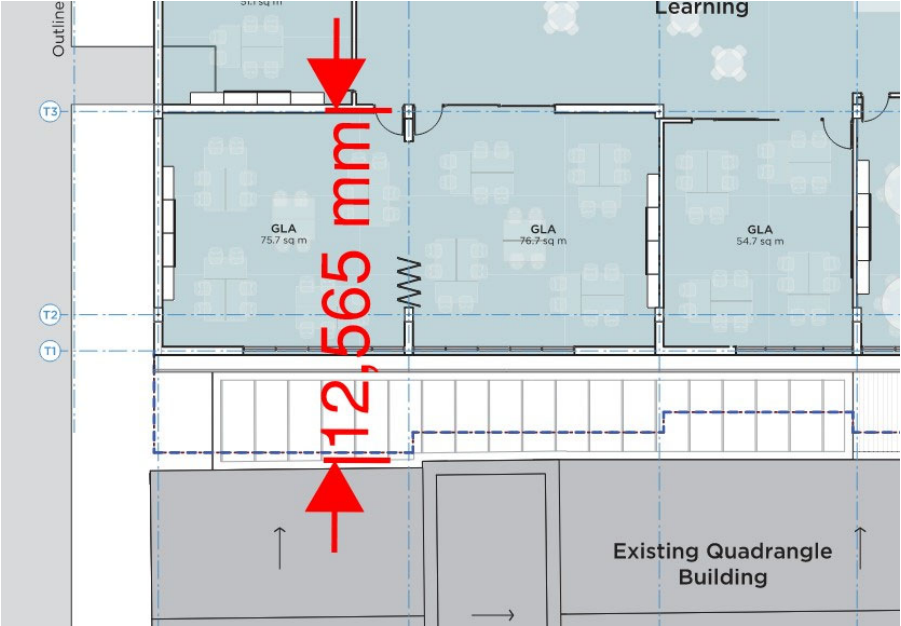
PROPOSED SSDA MODIFICATIONS SCHEDULE

REFERENCE NO.	MODIFICATION DESCRIPTION	NOTES
5 - DA124	Grid T3 setbacks added	<p>The approved plans don't locate grid T3 relative to the Quadrangle building. This dimension has been scaled from the approved drawing (DA 124 D) as 12,565mm and included on this drawing to avoid ambiguity</p>  <p>The distance from grid T3 to T0 (23,200) is included for completeness. The perceived bulk of the building to the west will be determined by the location of the Arrow building screen structure (grid T0). This distance on the approved drawing (DA124 D) is given by $8265 + 9190 + 6000 = 23,455$. Relative to the approved design the proposed overall distance from the Quadrangle building to this grid will be 255 mm shorter, reducing perceived bulk to the west.</p>

PROPOSED SSDA MODIFICATIONS SCHEDULE

REFERENCE NO.	MODIFICATION DESCRIPTION	NOTES
6 - DA124	Building envelope dimension amended	It is proposed to increase this building envelope dimension here from 26,305 to 26,500. There will be negligible environmental impact from this increase (less than 200mm) as the bulk of the building will be determined by the setout of the Arrow building screen structure to the west and this is actually reduced (refer 5-DA124).
	DA 125 - PROPOSED T&L PRECINCT PLAN L4	
1 - DA125	Bridge to PA plant level	A bridge is required to the PA plant level to provide that floor with an alternative means of egress in accordance with the NCC.
2 - DA125	New gates	TGS has requested that gates be added at the head of these stairs so that the school can secure this level when it is unattended.
3 - DA125	Replan of amenities	Amenity planning amended to incorporate developed services design.
4 - DA125	Reconfiguration of external stairs	The proposed introduction of switchback stairs to this eastern end of the Arrow walkway, in lieu of straight stairs with a level return, is to make vertical transition more efficient with more compact stairwell.

PROPOSED SSDA MODIFICATIONS SCHEDULE

REFERENCE NO.	MODIFICATION DESCRIPTION	NOTES
5 - DA125	Grid T3 setbacks added	<p>The approved plans don't locate grid T3 relative to the Quadrangle building. This dimension has been scaled from the approved drawing (DA 124 D) as 12,565mm and included on this drawing to avoid ambiguity</p>  <p>The distance from grid T3 to T0 (23,200) is included for completeness. The perceived bulk of the building to the west will be determined by the location of the Arrow building screen structure (grid T0). This distance on the approved drawing (DA125 D) is given by $8265 + 9190 + 6000 = 23,455$. Relative to the approved design the proposed overall distance from the Quadrangle building to this grid will be 255 mm shorter, reducing perceived bulk to the west.</p>

PROPOSED SSDA MODIFICATIONS SCHEDULE

REFERENCE NO.	MODIFICATION DESCRIPTION	NOTES
6 - DA125	Building envelope dimension amended	It is proposed to increase this building envelope dimension here from 26,305 to 26,500. There will be negligible environmental impact from this increase (less than 200mm) as the bulk of the building will be determined by the setout of the Arrow building screen structure to the west and this is actually reduced (refer 5-DA125).
	DA 126 - PROPOSED T&L PRECINCT ROOF PLAN	
1 - DA126	Plant room roof deleted	Plant proposed for the plant room can't operate with a roof over.
2 - DA126	Hipped ends to the main roof removed	It is proposed to remove the hipped ends from the main roof to improve head height below as hip structural members tend to be deeper and the hipped ends provide less height for ceiling plant. Head heights are severely constrained by the imposition of a reduced ridge height from RL 68.6 to 68.0 (SSD-10371 A1.1(iii)). This is proposed for NCC compliance.

PROPOSED SSDA MODIFICATIONS SCHEDULE

REFERENCE NO.	MODIFICATION DESCRIPTION	NOTES
	DA 130 - PROPOSED PERFORMING ARTS PRECINCT AND MULTIPURPOSE HALL PLAN B2	
1 - DA130	Lift 3 moved north	Design development has revealed that shoring will be required between lift 3 and the Music Building over so it is proposed to move lift 3 north approximately 1.3m. Shoring around the lift lobby at this level to adjusted accordingly as shown.
2 - DA130	Indoor cricket practice	TGS have requested that this double height space be fitted out for indoor cricket practice. It is proposed to install four enclosures separated by retractable nets.
3 - DA130	Storage / office	TGS have requested a lockable storage space on this level. It is proposed to modify the previously shown office to an office/store as shown.
	DA 131 - PROPOSED PERFORMING ARTS PRECINCT AND MULTIPURPOSE HALL PLAN B1	
1 - DA131	Amenities replan	It is proposed to provide reduced amenities (still NCC compliant) along the central corridor rather than enclosed within the changerooms as approved. This aligns with TGS' operation of this space by providing more flexibility in how it can be used. It is proposed to utilise the space saved here for storage.
2 - DA131	Servery replan	The proposed servery layout reflects TGS operational requirements for this space.
3 - DA131	Access ramp relocation	Design development has indicated that the access ramp up to the MPP podium should provide access to the front doors to comply with the DDA. The proposed relocation west provides space between the building and the ramp to facilitate this. The approved scheme only allows access to the rear door.
4 - DA131	Relocation of Arrow screen	It is proposed to move the Arrow screen, from just north of grid P1 to the southern end, 700mm to the west. This is to provide the minimum clear circulation path of 2.1m (as required by the EFSG) on the Arrow walkway above (on L2 and L3) from grids P1 to P4 (refer 1-DA134 and 1-DA135).
5 - DA131	Existing music building ground floor replan	TGS have developed their requirements for this level of the existing Music Building. Their operations will require a co-curricular office, drama studio and office, locker space, plant, storage and amenities as shown in this proposed amendment.

PROPOSED SSDA MODIFICATIONS SCHEDULE

REFERENCE NO.	MODIFICATION DESCRIPTION	NOTES
6 - DA131	Lift 3 moved north and stairs moved east	Lift 3 is required to move north approximately 1.3m due to shoring below B1 as per 1 – DA130. On this level, the stair opposite is also required to move east so that it can be enclosed (fire-isolated) for NCC compliance.
7 - DA131	Student bicycle parking relocation	TGS consider that this location will work best for student bicycle parking. This proposal relocates the 40 spaces from the floor over in the approved plans (located on grid AF on DA132).
8 - DA131	Relocated stair	This stair up to L0 is proposed to move one structural bay south. This is required to accommodate the replanned cafeteria precinct above as per 6 – DA132.
9 - DA131	Amended dimensions	Minor amendment to the dimensions due to design development and coordination with the carpark structure below. Whilst the amenities block presents a slightly wider elevation to Yeo Park (27.8m vs 27.2m) the combined elevation/planter dimension is narrower (36.24m vs 36.99m).
10 - DA131	Removal of fixed seating	It is proposed to remove the fixed seating between the Music Building and the Multi-Purpose Pavilion.
11 - DA131	Music/Drama floor raised	Design development of adjacent civil levels require the finished floor levels of the ground floor Music building and James Mill Drama Centre (black box) be raised to 47.59. This is to avoid inundation due to overland flow from oval 3. These floor plates are fully enclosed so these amendments will have no additional environmental impact.
12 - DA131	Drama storage lowered	Falls and beam depth over determined during design development require the finished floor level of this store be lowered (from 47.33 to 46.60 to achieve minimal head heights. This is wholly enclosed and will have no additional environmental impact.
13 - DA131	Deleted storage and relocated Main Comms and Switch rooms	TGS have reviewed their storage requirements on this level and concluded that the storage approved here is surplus to their requirements considering proposed storage in the Teaching Learning basement (refer 3 – DA120). Design development has shown that the Main Comms Room and Main Switch Room can also be accommodated there. This modification proposes not to have any basement space below the canteen and has the added advantage of reducing the need for excavation.

PROPOSED SSDA MODIFICATIONS SCHEDULE

REFERENCE NO.	MODIFICATION DESCRIPTION	NOTES
14 - DA131	Minor works to Founders Building basement	As a result of works to the Founders Building above, some minor works will be required at this level such as upgrading of the main Switch Room and installation of sprinklers.
	DA 132 - PROPOSED PERFORMING ARTS PRECINCT AND MULTIPURPOSE HALL PLAN L0	
1 - DA132	Mezzanine replan	Design development has led to the location of air handling plant for this building on this level. The plant is enclosed within the approved building envelope to minimise any adverse impacts on Yeo Park to the south. The remaining space on the floor is designated multipurpose – it can be used as offices or teaching space to accommodate the school's operations.
2 - DA132	Relocation of Arrow screen	It is proposed to move the Arrow screen, from just north of grid P1 to the southern end, 700mm to the west. This is to provide the minimum clear circulation path of 2.1m (as required by the EFSG) on the Arrow walkway above (on L2 and L3) from grids P1 to P4.
3 - DA132	Practice room replan	TGS have requested a large and small percussion room next to the plant room. It is proposed to relocate the plant room further south so that the two percussion rooms are next to each other for operations.
4 - DA132	Lift 3 moved North and stairs moved east	Lift 3 is required to move north approximately 1.3m due to shoring below B1 as per 1 – DA130. On this level, the stair opposite is also required to move east so that it can be enclosed (fire-isolated) for NCC compliance.
5 - DA132	Relocated stair	This stair down to B1 is proposed to move one structural bay south. This is required to accommodate the replanned canteen precinct adjacent as per 5 – DA132.
6 - DA132	Cafeteria precinct replan	TGS require an undercover outdoor area adjacent the Cafeteria where students can queue for their lunch orders at peak times and eat their meals sheltered from the weather. This proposed area will provide that with large parts on grade with the Cafeteria floor and connected via large openable glazed walls. This area is directly linked to the tiered seats facing the Black Box and those overlooking Oval 1 to provide a variety of seating opportunities. The proposed 1:14 ramp to the west provides equitable access from the Oval 2 level.

PROPOSED SSDA MODIFICATIONS SCHEDULE

REFERENCE NO.	MODIFICATION DESCRIPTION	NOTES
7 - DA132	Landscaping planter amendments Refer also 7-DA320/1 and 10/DA321/1	The structural system of the Arrow Building over is proposed to change from steel to concrete affecting the set out of columns in this area. It is proposed that these planters be reconfigured to accommodate the new column locations.
8 - DA132	Amended dimensions	Minor amendment to the dimensions due to design development and coordination with the carpark structure below. Whilst the amenities block presents a slightly wider elevation to Yeo Park (27.8m vs 27.2m) the combined elevation/planter dimension is narrower (36.24m vs 36.99m).
9 - DA132	Cafeteria prep replan	Design development based on our kitchen consultant's advice has generated this proposed layout to meet the school's operational requirements.
10 - DA132	Health centre replan	The proposed plan reflects the school's current requirements for the operation of this centre. It accommodates amendments to the cafeteria prep area (refer 7 - DA132) and associated campus amenities.
11 - DA132	Locker room stairs	Design development has considered the location of stairs here to connect the locker room with the adjacent colonnade. New stairs within the building envelope would need to cut into the existing slab set down here. It is proposed to locate the new stairs in the colonnade to avoid the risk of compromising the structural set down.
	DA 133 - PROPOSED PERFORMING ARTS PRECINCT AND MULTIPURPOSE HALL PLAN L1	
1 - DA133	Relocation of Arrow screen	It is proposed to move the Arrow screen, from just north of grid P1 to the southern end, 700mm to the west. This is to provide the minimum clear circulation path of 2.1m (as required by the EFSG) on the Arrow walkway above (on L2 and L3) from grids P1 to P4 (refer 1-DA134 and 1-DA135).
2 - DA133	Landing replan	Design development requires this configuration of landing and doorways. TGS require generous (double) doorways for students and staff carrying large instruments and this configuration accommodates an existing structural column in the external wall.
3 - DA133	Lift 3 moved North and stairs moved east	Lift 3 is required to move north approximately 1.3m due to shoring below B1 as per 1 - DA130. On this level, the stair opposite is also required to move east so that it can be enclosed (fire-isolated) for NCC compliance.

PROPOSED SSDA MODIFICATIONS SCHEDULE

REFERENCE NO.	MODIFICATION DESCRIPTION	NOTES
4 - DA133	Staff room replan	TGS have requested that the staff room be associated with the Director of Music's office instead of an Ensemble Roo as per the approved plan. This proposed modification also incorporates a Comms Room arising from design development.
5 - DA133	Performance hall upgrade	<p>To complement their extensive music program, TGS have requested that the current Assembly Hall be converted to accommodate musical and theatrical performances by the students for the school community. The proposed planning changes arising from this brief include – raked tiered permanent seating; separate wings with associated backstage areas and rigging over; airlock entries with associated circulation outside the hall and a new control room at the rear of the auditorium.</p> <p>The acoustic fabric of the hall is proposed to be upgraded with a new roof build up on the existing steel structure and all existing windows replaced with blonde face brick to match existing walls.</p>
6 - DA133	Staff common room replan	TGS have advised that the staff support offices in the approved scheme will not be required here for their operations. This proposal shows two meeting rooms incorporated into the Staff Common Room to enhance the cultivation of staff culture.
	DA 134 - PROPOSED PERFORMING ARTS PRECINCT AND MULTIPURPOSE HALL PLAN L2	
1 - DA134	Relocation of Arrow screen	It is proposed to move the Arrow screen, from just north of grid P1 to the southern end, 700mm to the west. This is to provide the minimum clear circulation path of 2.1m (as required by the EFSG) on the Arrow walkway on this floor and L3 above from grids P1 to P4.
2 - DA134	Lift 3 moved North and stairs moved east	Lift 3 is required to move north approximately 1.3m due to shoring below B1 as per 1 – DA130. On this level, the stair opposite is also required to move east so that it can be enclosed (fire-isolated) for NCC compliance.
3 - DA134	Structural connections between the Arrow walkway and PA building	These connections are required to tie the Arrow walkway to the PA building for lateral stability. Otherwise, a bulkier structure and/or cross-bracing would be required around the perimeter which would undermine the original design intent.
4 - DA134	Balcony removed	It is proposed to remove the projecting balcony here. The approved balcony projected 1400 from the Arrow building.

PROPOSED SSDA MODIFICATIONS SCHEDULE

REFERENCE NO.	MODIFICATION DESCRIPTION	NOTES
5 - DA134	Performance hall upgrade	<p>To complement their extensive music program, TGS have requested that the current Assembly Hall be converted to accommodate musical and theatrical performances by the students for the school community. The proposed planning changes arising from this brief include – raked tiered permanent seating; separate wings with associated backstage areas and rigging over; airlock entries with associated circulation outside the hall and a new control room at the rear of the auditorium.</p> <p>The acoustic fabric of the hall is proposed to be upgraded with a new roof build up on the existing steel structure and all existing windows replaced with blonde face brick to match existing walls.</p>
6 - DA134	Staff common room replan	TGS have advised that extending the Staff Room here would be more useful operationally than the approved Seminar Room on this level as shown in this proposed modification.
7 - DA134	Services cupboard removed	Design development has allowed the removal of these services cupboards as proposed with more efficient new plant located in the ceiling space.
	DA 135 - PROPOSED PERFORMING ARTS PRECINCT AND MULTIPURPOSE HALL PLAN L3	
1 - DA135	Relocation of Arrow screen	It is proposed to move the Arrow screen, from just north of grid P1 to the southern end, 700mm to the west. This is to provide the minimum clear circulation path of 2.1m (as required by the EFSG) on the Arrow walkway on this floor and L2 below from grids P1 to P4.
2 - DA135	Lift 3 moved north and stairs moved east	Lift 3 is required to move north approximately 1.3m due to shoring below B1 as per 1 – DA130. On this level, the stair opposite is also required to move east so that it can be enclosed (fire-isolated) for NCC compliance.

PROPOSED SSDA MODIFICATIONS SCHEDULE

REFERENCE NO.	MODIFICATION DESCRIPTION	NOTES
3 - DA135	Reconfigured GLAs	With the conversion of the existing Assembly Hall to a Performance Hall (refer 3 – DA134) TGS advised that the TV studio, approved on this level, would be more useful on the floor below, associated with the Control Room back of house (refer 3 – DA134). This proposal relocates a GLA from the floor below to this level to create a dedicated floor of GLAs for operational flexibility. Associated brief amendments are a reduced staff room, removing the need for dedicate staff amenities on this level, and relocation of the seminar room to the east.
4 - DA135	Balcony removed	It is proposed to remove the projecting balcony here. The approved balcony projected 1400 from the Arrow building.
5 - DA135	New infill roof	Design development has indicated the need for a slightly elevated new roof here to provide compliant head height to the stair below. A metal roof is proposed which will be obscured from the ground by the existing roof to the south.
6 - DA135	GLA Staff replan	TGS advised that staff accommodation on this floor plate could be reduced. This proposal swaps the approved GLA and Staff Room to use the larger space for a GLA.
	DA 136 - PROPOSED PERFORMING ARTS PRECINCT AND MULTIPURPOSE HALL PLAN L4	Note that this drawing doesn't appear in the original approved SSDA set. It is provided here to explain proposed amendments on this level which will appear on the elevations.
1 - DA136	Lift 3 overrun and stair 1	Lift 3 requires an overrun which will appear above this floor level. It is proposed to enclose this within the adjacent plant room enclosure for consistency in elevation (refer to 4 – DA321/1). Access is required to this level for plant maintenance, so it is proposed to extend stair 1 from below to provide this safely. The east elevation of this is proposed to be a continuation of the glazed façade below for consistency (refer to 1 – DA321/3).
2 - DA136	Extended plant area	Design development indicates that a larger plant room than approved is required. It is proposed to extend this to the North as indicated (refer to 2 – DA321/1)

PROPOSED SSDA MODIFICATIONS SCHEDULE

REFERENCE NO.	MODIFICATION DESCRIPTION	NOTES
3 - DA136	Bridge to T&L Building	A bridge is proposed to the T&L building to provide the plant enclosure with an alternative means of egress to stair 1, in accordance with the NCC.
4 - DA136	Performance hall upgrade	<p>The proposed upgrade of the existing Assembly Hall to a Performance space (refer to 5 – DA133 and 5 – DA134) will require additional plant on the roof to meet the operational requirements of this facility.</p> <p>It is proposed to provide new services on the roof including upgraded smoke and heat vents, a roof top air handling unit to serve the stage below and rooftop ductwork connected to the plantroom on level 4 to serve the auditorium below. These are sized to meet acoustic and NCC requirements.</p>

PROPOSED SSDA MODIFICATIONS SCHEDULE

REFERENCE NO.	MODIFICATION DESCRIPTION	NOTES
	DA 320 – TEACHING AND LEARNING BUILDING ELEVATIONS	
1 – DA320/1	Reconfiguration of External Stairs	The proposed introduction of switchback stairs to this eastern end of the Arrow walkway, in lieu of straight stairs with a level return, is to make vertical transition more efficient and compact in elevation.
2 – DA320/1	Reconfiguration of western screen	Design development indicates that the western screen panels could be removed or relocated when considered together with panels closer to the building façade. The proposed configuration represents the rationalised arrangement of inner and outer screens.
3 – DA320/1	Screening adjacent lift 1	It is proposed to provide screening to the gap between lift 1 and the adjacent column to tie this prominent element into the western elevation.
4 – DA320/1	Plant wall	Design development of equipment behind this wall indicates that louvres are best located to the south and that this west wall should be solid to mitigate acoustic impact of the plant.
5 – DA320/1	Additional screening	It is proposed to provide screening here in response to the wind consultant's advice that this would mitigate the adverse effect of western winds blowing between the Teaching and Learning and Performing Arts buildings at these levels.
6 – DA320/1	Amended bridge between Lift and Library	The proposed form of this bridge achieves some structural efficiencies by taking advantage of the proposed concrete structure.
7 – DA320/1	Concrete Arrow Building structure	<p>It is proposed to change the columns of this expressed frame to concrete because they are required to be fire-rated for 2 hours. Whilst this is technically achievable for a steel structure with an intumescent coating, it would impose an onerous regime on the school to maintain the integrity of the intumescent coating being so exposed to the weather. Design development has indicated that the steel structure would require some substantial cross-bracing which would undermine the design intent of a simple, elegant frame.</p> <p>The columns are proposed to be formed within moulds on site to provide a smooth, consistent, class 2, maintenance-free finish. They will be triangular in plan with rounded vertices with simpler connections to the concrete walkway plates than a steel frame could achieve.</p>

PROPOSED SSDA MODIFICATIONS SCHEDULE

REFERENCE NO.	MODIFICATION DESCRIPTION	NOTES
8 – DA320/1	Basement replan	The proposed replan of the T&L basement (refer to 3 – DA120) will appear as shown in elevation when viewed from the existing carpark.
9 – DA320/1	Lift 2 shown	Lift 2 was shown in plan on the approved SSDA drawings but not in elevation. It is shown in this elevation for completeness.
1 – DA320/2	Reconfiguration of External Stairs	The proposed introduction of switchback stairs to this eastern end of the Arrow walkway, in lieu of straight stairs with a level return, is to make vertical transition more efficient and compact in elevation.
2 – DA320/2	Masonry plant wall	Design development of equipment behind this wall indicates that louvres are best located to the south and that this west wall should be solid to mitigate acoustic impact of the plant.
3 – DA320/2	Bridge to PA plant level	A bridge is required to the PA plant level to provide that floor with an alternative means of egress in accordance with the NCC.
4 – DA320/2	Awning sash windows	TGS have advised that their operational preference would be to have awning sash windows in lieu of sliding sash windows as approved. It is proposed to install awning sash windows throughout.
1 – DA320/3	Masonry plant wall	Design development of equipment behind this wall indicates that louvres are best located to the south and that this east wall should be solid to mitigate acoustic impact of the plant.
2 – DA320/3	Replan of Level 4	This proposed elevation reflects the amenities reconfiguration behind (refer 3 – DA125) and the school's requirement that more direct access be given to the outdoor terrace from the GLA and Exam Room. Sliding doors will make the indoor and outdoor spaces more contiguous for more flexible learning modes.
3 – DA320/3	Reconfiguration of External Stairs	The proposed introduction of switchback stairs to this eastern end of the Arrow walkway, in lieu of straight stairs with a level return, is to make vertical transition more efficient and compact in elevation.

PROPOSED SSDA MODIFICATIONS SCHEDULE

REFERENCE NO.	MODIFICATION DESCRIPTION	NOTES
1 – DA320/4	Reconfiguration of External Stairs	The proposed introduction of switchback stairs to this eastern end of the Arrow walkway, in lieu of straight stairs with a level return, is to make vertical transition more efficient and compact in elevation.
2 – DA320/4	Hipped ends to the main roof removed	It is proposed to remove the hipped ends from the main roof to improve head height below as hip structural members tend to be deeper and the hipped ends provide less height for ceiling plant. Head heights are severely constrained by the imposition of a reduced ridge height from RL 68.6 to 68.0 (SSD-10371 A1.1(iii)). This is proposed for NCC compliance. That will present a gable end on this elevation as shown.
3 – DA320/4	Lowering of walkway	This walkway is required to slope down from its nominal level (RL 53.9) to marry in with the existing Science Building colonnade (RL 53.5). This slope is not shown on the approved SSDA elevation so shown here for completeness.
4 – DA320/4	Lift 2 shown	Lift 2 was shown in plan on the approved SSDA drawings but not in elevation. It is shown in this elevation for completeness.
5 – DA320/4	Concrete Arrow Building structure	<p>It is proposed to change the columns of this expressed frame to concrete because they are required to be fire-rated for 2 hours. Whilst this is technically achievable for a steel structure with an intumescent coating, it would impose an onerous regime on the school to maintain the integrity of the intumescent coating being so exposed to the weather. Design development has indicated that the steel structure would require some substantial cross-bracing which would undermine the design intent of a simple, elegant frame.</p> <p>The columns are proposed to be formed within moulds on site to provide a smooth, consistent, class 2, maintenance-free finish. They will be triangular in plan with rounded vertices with simpler connections to the concrete walkway plates than a steel frame could achieve.</p>

PROPOSED SSDA MODIFICATIONS SCHEDULE

REFERENCE NO.	MODIFICATION DESCRIPTION	NOTES
	DA 321 – PERFORMING ARTS BUILDING ELEVATIONS	
1 – DA321/1	Bridge to T&L Building	A bridge is required to the T&L Building to provide the PA plant room with an alternative means of egress in accordance with the NCC.
2 – DA321/1	Extended plant area	Design development indicates that a larger plant room than approved is required. It is proposed to extend this to the North as shown on plan (refer to 2 – DA136) to align with the plan below.
3 – DA321/1	Plant enclosure finish	It is proposed to change the plant enclosure from louvres as approved to panelised cladding to match the general typical cladding on this building. As the plant will draw most of its outside air from above, an acoustically opaque screen can be used. Like the building cladding below this level will be recessive when viewed above the more prominent Arrow walkway screens.
4 – DA321/1	Lift 3 overrun	Lift 3 requires an overrun which will appear above this floor level. It is proposed to enclose this within the adjacent plant room enclosure for consistency in elevation (refer to 1 – DA136 for plan).
5 – DA321/1	Reconfiguration of western screen	Design development indicates that the western screen panels could be removed or relocated when considered together with panels closer to the building façade. The proposed configuration represents the rationalised arrangement of inner and outer screens.
6 – DA321/1	Deletion of Arrow screen bay	Design development indicates that the end bay as approved, at about 14m high, is very high relative to the seating space to be provided between the existing Music Building and the proposed Multipurpose Pavilion. It is proposed to delete the southern-most structural bay of this screen to begin to scale down the building as it approaches this passive play area. The refurbished Music Building that emerges is more modest in height with a face brick finish which will tie it to the MPP servery finish.

PROPOSED SSDA MODIFICATIONS SCHEDULE

REFERENCE NO.	MODIFICATION DESCRIPTION	NOTES
7 – DA321/1	Concrete Arrow Building structure	<p>It is proposed to change the columns of this expressed frame to concrete because they are required to be fire-rated for 2 hours. Whilst this is technically achievable for a steel structure with an intumescent coating, it would impose an onerous regime on the school to maintain the integrity of the intumescent coating being so exposed to the weather. Design development has indicated that the steel structure would require some substantial cross-bracing which would undermine the design intent of a simple, elegant frame.</p> <p>The columns are proposed to be formed within moulds on site to provide a smooth, consistent, class 2, maintenance-free finish. They will be triangular in plan with rounded vertices with simpler connections to the concrete walkway plates than a steel frame could achieve.</p>
8 – DA321/1	Amended finish to the Black Box space	<p>It is proposed to change the finish of this wall from a precast panel as approved to the face brick used typically elsewhere in this development. As this (and the east elevation of the Black Box) are the only precast concrete panel in the project, it is considered better to simplify the palette by utilising the typical brickwork here too.</p>
9 – DA321/1	Performance foyer structure	<p>Design development indicates that additional structure is required to support the wide span of the Performance Foyer. It is proposed that cylindrical columns be used here which are recessed behind the triangular 'Arrow' columns either side (refer grids P1 and P2 on DA132). With this differentiation of surface and the Arrow columns more prominent, this foyer will still read as a cantilevered form spanning between the two columns either side as per the original design intent.</p>
10 – DA321/1	Cafeteria façade amendment	<p>The approved façade shows an openable wall to the cafeteria here. With the proposed replan of this precinct (refer 6 – DA132) this wall will abut an accessible ramp and the café will open to the south instead. It is proposed that this wall is replaced with fixed glazing, double height glazing instead.</p>
11 – DA321/1	Additional screening	<p>It is proposed to provide screening here in response to the wind consultant's advice that this would mitigate the adverse effect of western winds blowing between the Teaching and Learning and Performing Arts buildings at these levels.</p>

PROPOSED SSDA MODIFICATIONS SCHEDULE

REFERENCE NO.	MODIFICATION DESCRIPTION	NOTES
1 – DA321/2	Plant enclosure finish	It is proposed to change the plant enclosure from louvres as approved to panelised cladding to match the general typical cladding on this building. As the plant will draw all its outside air from above, an acoustically opaque screen can be used. Like the building cladding below this level will be recessive when viewed above the more prominent metal window screens.
2 – DA321/2	Landing replan	Proposed amendments to this elevation reflect the proposed replan of the landing area here described in 2 – DA133.
3 – DA321/2	Level B1 replan	Proposed amendments to this elevation reflect the proposed replan of level B1 here described in 5 – DA131.
4 – DA321/2	Amended finish to the Black Box space	It is proposed to change the finish of this wall from a precast panel as approved to the face brick used typically elsewhere in this development. As this (and the east elevation of the Black Box) are the only precast concrete panel in the project, it is considered better to simplify the palette by utilising the typical brickwork here too.
5 – DA321/2	Performance foyer structure	Design development indicates that additional structure is required to support the wide span of the Performance Foyer. It is proposed that cylindrical columns be used here which are recessed behind the triangular 'Arrow' columns either side (refer grids P1 and P2 on DA132). With this differentiation of surface and the Arrow columns more prominent, this foyer will still read as a cantilevered form spanning between the two columns either side as per the original design intent.
6 – DA321/2	Awning sash windows	TGS have advised that their operational preference would be to have awning sash windows in lieu of sliding sash windows as approved. It is proposed to install awning sash windows throughout.
7 – DA321/2	Cafeteria façade amendment	The approved façade shows an openable wall to the cafeteria here. With the proposed replan of this precinct (refer 6 – DA132) this wall will abut an accessible ramp and the café will open up to the south instead. It is proposed that this wall is replaced with fixed glazing, double height glazing instead.
1 – DA321/3	Extend stair 1	Access is required to level 4 for plant maintenance so it is proposed to extend stair 1 from below to provide this safely (refer to the plan on 1 – DA136). It is proposed to continue the glazed façade of the stairwell below up to this level for consistency.

PROPOSED SSDA MODIFICATIONS SCHEDULE

REFERENCE NO.	MODIFICATION DESCRIPTION	NOTES
2 – DA321/3	Plant enclosure finish	It is proposed to change the plant enclosure from louvres as approved to panelised cladding to match the general typical cladding on this building. As the plant will draw all its outside air from above, an acoustically opaque screen can be used. Like the building cladding below this level will be recessive when viewed above the more prominent metal window screens.
3 – DA321/3	Amended finish to the Black Box space	It is proposed to change the finish of this wall from a precast panel as approved to the face brick used typically elsewhere in this development. As this (and the west elevation of the Black Box) are the only precast concrete panel in the project, it is considered better to simplify the palette by utilising the typical brickwork here too.
1 – DA321/4	Lift 3 overrun	Lift 3 requires an overrun which will appear above this floor level. It is proposed to enclose this within the adjacent plant room enclosure for consistency in elevation (refer to 1 – DA136 for plan).
2 – DA321/4	Stair 1	Access is required to level 4 for plant maintenance so it is proposed to extend stair 1 from below to provide this safely (refer to the plan on 1 – DA136). It is proposed to continue the glazed and clad façade of the stairwell below up to this level for consistency.
3 – DA321/4	Replace existing Performance Hall fascia	As part of the proposed upgrade of the existing Assembly Hall for musical performance (refer 5-DA133), the acoustic fabric of the hall will be upgraded. This will require a new roof build-up including new, deeper purlins on the existing steel structure to support this. As the existing purlins support the fascia, this will be removed and replaced.
4 – DA321/4	Retain existing Choir Room roof	It is proposed to retain the existing roof above the proposed choir room instead of replacing this as previously approved.
5 – DA321/4	Amended finish to Stair 1	It is proposed to change the finish of this stairwell where it abuts the existing Music Building as it is required to be fire isolated as per the NCC. The stairwell also needs to move east in this elevation for the same reason (refer to 6-DA131).

PROPOSED SSDA MODIFICATIONS SCHEDULE

REFERENCE NO.	MODIFICATION DESCRIPTION	NOTES
	DA 322 – MULTI-PURPOSE PAVILION ELEVATIONS	
1 – DA322/1	High level louvres added	It is proposed to introduce high-level louvres to the north façade glazing. Design development indicates that automated louvres at this level will be required for fresh air intake to the mechanical system and for natural ventilation when the space is not air conditioned.
2 – DA322/1	Cladding above glazed openings	TGS has advised that LED screens will be required as an aid when this space is used for presentations. It is proposed to lower the glazing head here to provide a solid wall at mid-height on both sides of the central presentation area to mount the large LED screens inside. This wall is proposed to be clad outside with the typical panelised cladding system.
1 – DA322/2	Cladding in lieu of high-level windows	It is proposed to replace the high-level fixed glazing as approved with opaque cladding panels. Design development indicates that substantial ducting will be required to link the air handling plant on the Mezzanine (refer 1 – DA132) with the playing court ceiling. These would be visible through the glazing, so cladding is proposed to match the typical panelised cladding system.
2 – DA322/2	Roof cowls above the parapet	Design development indicates that air cowls are required for the air handling plant below and with roof structural and mechanical constraints, will end approximately 600mm above the approved parapet level. It is proposed to install the tallest cowls closer to the building (refer 3 – DA322/3) to minimise their visibility from Yeo Park. The perspective from Yeo Park (refer DA601) shows that these will be barely visible.
3 – DA322/2	Amended fenestration Refer also 1 – DA131	This proposed amendment to the window set out across this brick façade reflects the planning changes described in 1 – DA131.
1 – DA322/3	Amended fall to awning	It is proposed to change the direction of fall in this awning away from the building in line with the school's operational requirements.

PROPOSED SSDA MODIFICATIONS SCHEDULE

REFERENCE NO.	MODIFICATION DESCRIPTION	NOTES
2 – DA322/3	Amended cladding to the West elevation	It is proposed to change the cladding material from a perforated metal screen to the typical panelised cladding system. By using a dark base band and light upper façade, the massing of this large building appears reduced. The cladding system ties in with the typical cladding language of the rest of the scheme and is bookended by face brick in the servery and amenities blocks.
3 – DA322/3	Roof cowls above the parapet	Design development indicates that air cowls are required for the air handling plant below and with roof structural and mechanical constraints, will end approximately 600mm above the approved parapet level. It is proposed to install the tallest cowls closer to the building to minimise their visibility from Yeo Park. The perspective from Yeo Park (refer DA601) shows that these will be barely visible.
4 – DA322/3	Mechanical louvre	Design development indicates the need for a mechanical louvre here. It is proposed to discontinue the planter on the approved plans which would otherwise run across it.
5 – DA322/3	Servery replan	Proposed changes to the servery elevation reflect the school's operational requirements for this facility with planning as per 2 – DA131. The same warm mottled brick finish is proposed for the servery as for the south end of the pavilion.
1 – DA322/4	Roof cowls above the parapet	Design development indicates that air cowls are required for the air handling plant below and with roof structural and mechanical constraints, will end approximately 600mm above the approved parapet level. It is proposed to install the tallest cowls closer to the building to minimise their visibility from Yeo Park.
2 – DA322/4	Amended cladding to the East elevation	It is proposed to change the cladding material from a perforated metal screen to the typical panelised cladding system. A dark base band is not proposed on this side as the storey high recess to the carpark below provides a deep shadow above which the light upper façade will float. The cladding system ties in with the typical cladding language of the rest of the scheme and is bookended by face brick in the servery and amenities blocks.
3 – DA322/4	Amended fall to awning	It is proposed to change the direction of fall in this awning away from the building in line with the school's operational requirements.
4 – DA322/4	Servery replan	Proposed changes to the servery elevation reflect the school's operational requirements for this facility with planning as per 2 – DA131. The same warm mottled brick finish is proposed for the servery as for the south end of the pavilion.

PROPOSED SSDA MODIFICATIONS SCHEDULE

REFERENCE NO.	MODIFICATION DESCRIPTION	NOTES
	DA 330 – SITE SECTION AA	
1 – DA330	New roof build-up	As part of the proposed upgrade of the existing Assembly Hall for musical performance (refer 5-DA133), the acoustic fabric of the hall will be upgraded. This will require a new roof build-up with new, deeper purlins on the existing steel structure for support. The new roof will require an additional 300mm, raising the western ridge level from RL 66.310 to 66.610 and the eastern ridge level from RL 64.30 to 64.60.
2 – DA330	Stair 1 extension	Access is required to level 4 for plant maintenance, so it is proposed to extend stair 1 from below to provide this safely (refer to the plan on 1 – DA136). The top of the stair will match the plant enclosure on this level at RL 68.20.
	DA 331 – SITE SECTION BB	
1 – DA331	Amended fall to roofs	It is proposed to change the direction of fall in this awning away from the building in line with the school's operational requirements. The main roof is proposed to fall away to the north and south from a central ridge to maximise the ceiling space required for roof structure and services.
2 – DA331	Roof cowls above the parapet	Design development indicates that air cowls are required for the air handling plant below and with roof structural and mechanical constraints, will end approximately 600mm above the approved parapet level. It is proposed to install the tallest cowls closer to the building to minimise their visibility from Yeo Park. The perspective from Yeo Park (refer DA601) shows that these will be barely visible.
	DA 332 – SITE SECTION CC	
1 – DA332	Balcony removed	It is proposed to remove the projecting balcony here. The approved balcony projected 1400 from the Arrow building on levels L2 and L3.
2 – DA332	New roof build-up	As part of the proposed upgrade of the existing Assembly Hall for musical performance (refer 5-DA133), the acoustic fabric of the hall will be upgraded. This will require a new roof build-up with new, deeper purlins on the existing steel structure for support. The new roof will require an additional 300mm, raising the western ridge level from RL 66.310 to 66.610 and the eastern ridge level from RL 64.30 to 64.60.

PROPOSED SSDA MODIFICATIONS SCHEDULE

REFERENCE NO.	MODIFICATION DESCRIPTION	NOTES
	DA 333 – SITE SECTION DD	
1 – DA333	Eaves proposed	<p>It is proposed to provide projecting eaves along this eastern façade in lieu of the approved parapet and box gutter. This will provide better weatherproofing for the glazed doors along this façade and minimise the risk of water ingress into the building. The perspective from the Quadrangle (refer DA020) shows no additional environmental impact compared to a taller parapet approved here.</p> <p>The weather wall below also needs to be east of grid T3 to accommodate structure (150mm) and insulation/cladding outside that structure (100mm).</p>
	DA 334 – SITE SECTION DD	
1 – DA334	Retain existing Choir Room roof	It is proposed to retain the existing roof above the proposed choir room instead of replacing this as previously approved.