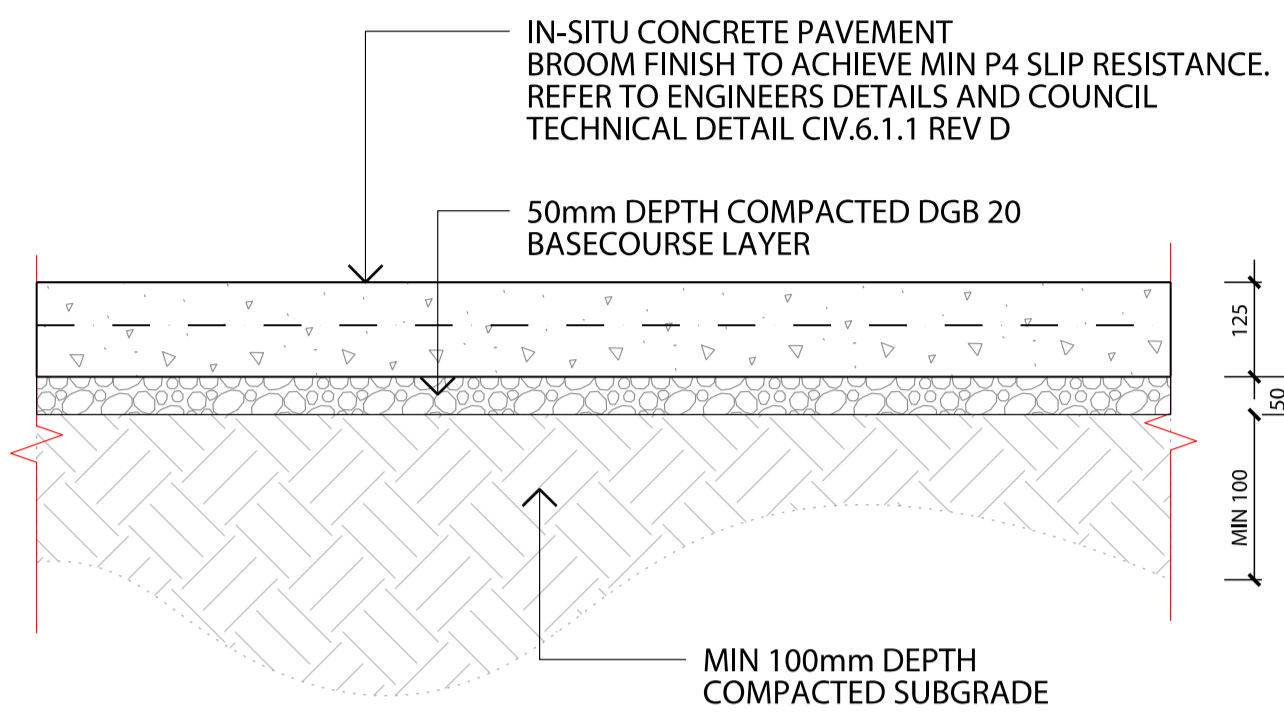
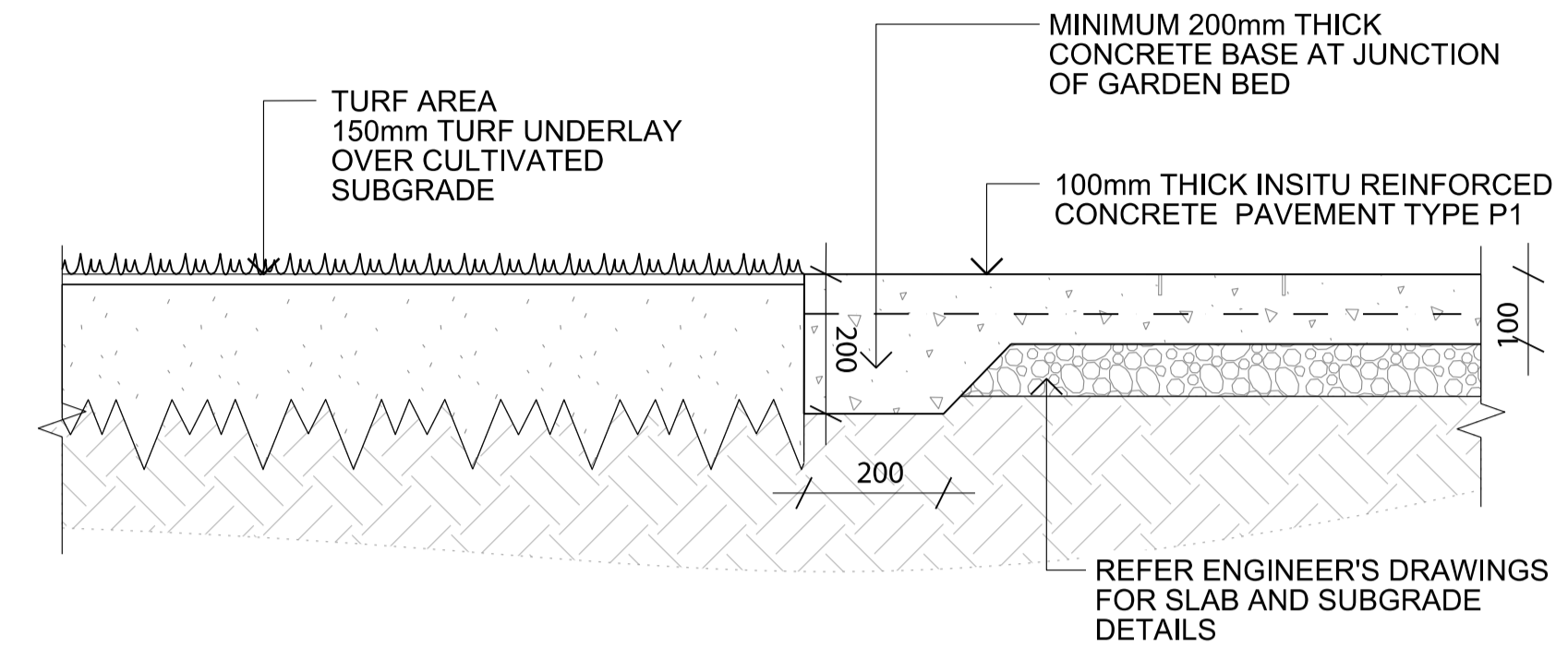


1 TIMBER EDGE
TYPICAL DETAIL 1:10

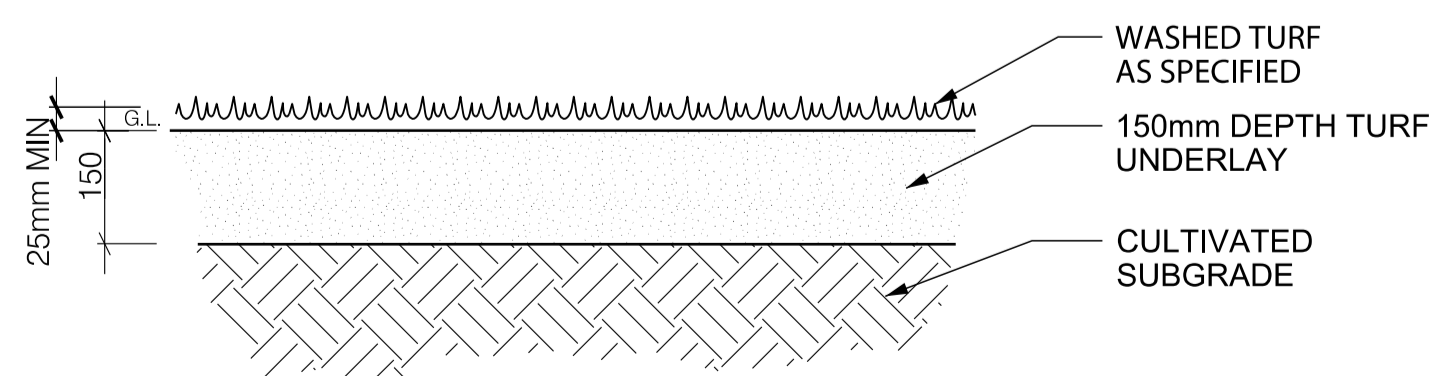
NOTE: ALLOW TO INSTALL SHARED PATH LINEMARKING IN ACCORDANCE TO AUSROAD GUIDELINES AND TFNSW TECHNICAL GUIDELINES.



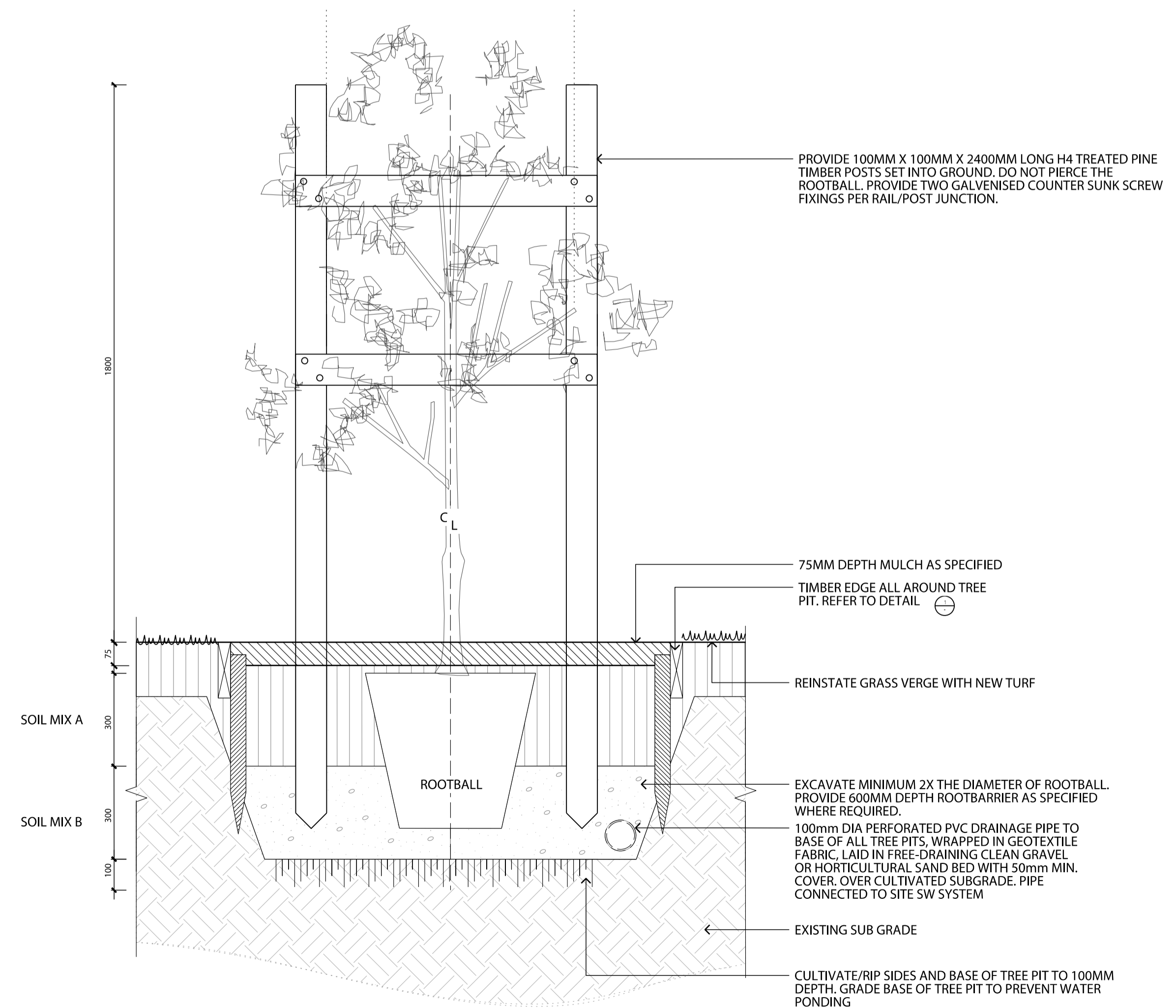
2 SHARED PATH PAVING
TYPICAL DETAIL 1:10



3 CONCRETE PAVING TURF JUNCTION
TYPICAL DETAIL 1:10



4 TURFING
TYPICAL DETAIL 1:10



5 TREE IN VERGE
TYPICAL DETAIL 1:10

GENERAL NOTES

- DO NOT SCALE DRAWINGS. FIGURED DIMENSIONS HAVE PREFERENCE OVER SCALED DIMENSIONS.
- ANY DISCREPANCIES MUST BE REPORTED IMMEDIATELY TO THE SUPERINTENDENT.
- THESE DRAWINGS ARE TO BE READ IN CONJUNCTION WITH THE DETAILS, SPECIFICATIONS AND ENGINEERING DOCUMENTS.
- LOCATE AND PROTECT ALL UNDERGROUND SERVICES PRIOR TO ANY EXCAVATION. MAKE GOOD ALL DAMAGE TO EXISTING WORKS CAUSED BY THE ACTIVITY OF THESE WORKS.
- THESE DRAWINGS ARE TO BE PRINTED IN COLOUR

These designs, plans and specifications and the copyright therein are the property of TRACT CONSULTANTS PTY. LTD. and must not be used, reproduced or copied, wholly or in part, without the written permission of TRACT CONSULTANTS PTY. LTD.

GRAY PUKSAND
HANSENYUNGKEN

PRELIMINARY
NOT FOR CONSTRUCTION

REV	DESCRIPTION	DATE	DRN	CHKD
0	COORDINATION ISSUE - 50%	11.12.2021	MH	LH
1	COORDINATION ISSUE 2 - 50%	14.12.2021	MH	LH
2	COORDINATION ISSUE 3 - 50%	15.12.2021	MH	NN
3	COORDINATION ISSUE 4 - 80%	19.01.2021	LL	LH
4	ISSUED FOR COUNCIL REVIEW 1	08.02.2021	LL	LH
5	COORDINATION ISSUE	03.05.2021	LL	LH
6	COORDINATION ISSUE	11.05.2021	LL	LH

Tract
Landscape Architects
Urban Designers
Town Planners

Melbourne P: 03 9429 6133
Brisbane P: 07 3002 6400
Sydney P: 02 9954 3733
Geelong P: 03 5221 0105
Adelaide P: 08 8223 1324 www.tract.com.au

PROJECT
TAFE NSW - MEADOWBANK
PUBLIC WORKS

CLIENT
NSW TAFE

DRAWING TITLE
DETAILS

DRAWING NUMBER TR-LA-DWG-P9000 REVISION 6

DRAWN MH CHECKED NN APPROVED LH DATE 15.12.2020

SCALE 1:10 A1