


## GENERAL ARRANGEMENT PLAN LEGEND

## GENERAL

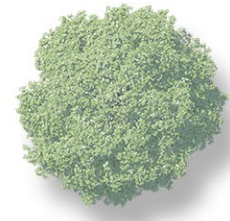


EXISTING TREE TO BE RETAINED  
AND PROTECTED  
REFER TO ARBORIST REPORT  
FOR TREE DETAILS



EXISTING TREE TO BE REMOVED  
REFER TO ARBORIST REPORT  
FOR TREE DETAILS

--- SITE BOUNDARY



## SOFTSCAPE

TREE PLANTING REFER TO PLANT  
SCHEDULE AND PLANTING PLANS




GARDEN BED (REFER TO PLANT SCHEDULE)  
75mm MULCH OVER  
300mm IMPORTED TOPSOIL OVER  
200mm CULTIVATED SUBGRADE  
PLANTING RATE 3/1/2 TYPICAL  
ALLOW 100mm SUBSOIL DRAINAGE  
TO ALL GARDEN BED AREAS AND  
ADJACENT RETAINING WALLS AND  
SEATING WALLS ADJACENT TURF



TURF - SOFT LEAF BUFFALO  
100mm TURF UNDERLAY OVER  
200mm CULTIVATED SUBGRADE

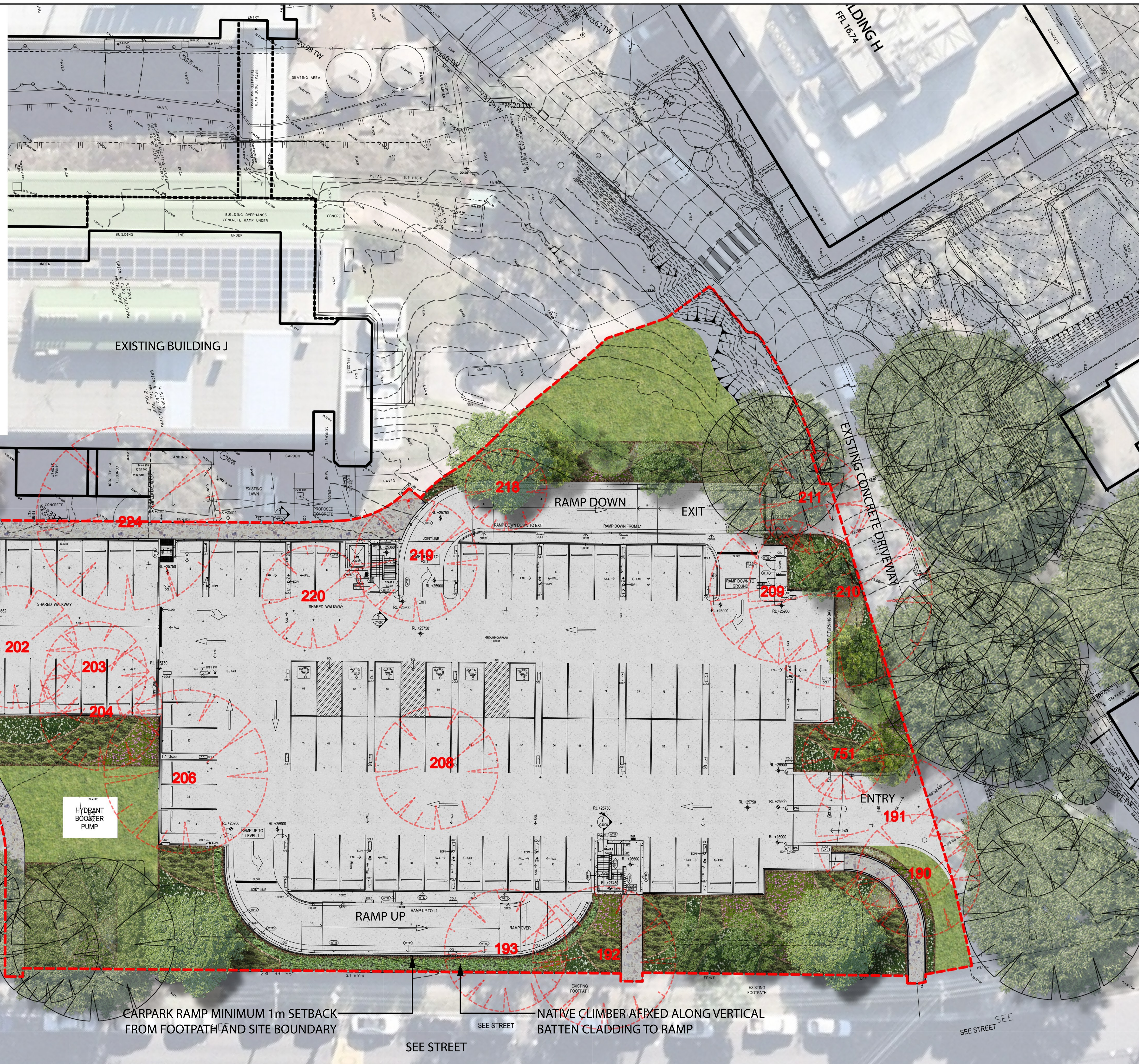
## HARDSCAPE



PROPOSED CONCRETE PATH

## PLANTING SCHEDULE

CODE	BOTANIC NAME	COMMON NAME	DENSITY	SIZE	QTY
TREES					
Ac	Angophora costata	Sydney red gum	5m CTS	150L	3
Tl	Tristaniopsis laurina	Water Gum	5m CTS	150 L	4
					Total 7
SHRUBS					
An	Anigozanthos 'Gold'	Yellow Kangaroo Paw	5/m <sup>2</sup>	200mm pots	413
Ba	Brachyscome angustifolia	Stiff Daisy	5/m <sup>2</sup>	200mm pots	149
Bi	Banksia integrifolia	Coast Banksia	1/m <sup>2</sup>	200mm pots	3
Bm	Banksia marginata	Silver Banksia	1/m <sup>2</sup>	200mm pots	3
Ca	Chrysocephalum apiculatum	Yellow Buttons	5/m <sup>2</sup>	140mm pots	819
De	Doryanthes excelsa	Gynea Lily	1/m <sup>2</sup>	200mm pots	138
Gr	Grevillea 'Honey Gem'	Honey Gem Grevillea	1/m <sup>2</sup>	200mm pots	25
Gs	Grevillea sericea	Silky Grevillea	1/m <sup>2</sup>	200mm pots	62
Hs	Hibbertia scandens	Guinea Flower	3/m <sup>2</sup>	140mm pots	95
Hv	Hardenbergia violacea	Native Sarsaparilla	3/m <sup>2</sup>	200mm pots	181
Kc	Kunzea capitata	White Kunzea	2/m <sup>2</sup>	200mm pots	45
Ll	Lomandra longifolia	Spiny-headed Mat-rush	5/m <sup>2</sup>	200mm pots	823
Lp	Leptospermum polygalifolium	Tantoon	1/m <sup>2</sup>	200mm pots	219
Pp	Poa poliformis	Tussock Grass	3/m <sup>2</sup>	200mm pots	116
Vh	Viola hederacea	Native Violet	5/m <sup>2</sup>	140mm pots	47
Wf	Westringia fruticosa	Native Rosemary	3/m <sup>2</sup>	200mm pots	36
					Total 3174



## REVISIONS

REV	DESCRIPTION	DATE	DRAWN	CHKD
A	PRELIMINARY	23.04.20	AR	LH
B	CARPARK SETBACK REVISION	11.08.20	MM	NN

## GENERAL NOTES

- DO NOT SCALE DRAWINGS. FIGURED DIMENSIONS HAVE PREFERENCE OVER SCALE DIMENSIONS.
- ANY DISCREPANCIES MUST BE REPORTED IMMEDIATELY TO THE SUPERINTENDENT.
- THESE DRAWINGS ARE TO BE READ IN CONJUNCTION WITH THE DETAILS, SPECIFICATIONS AND ENGINEERING DOCUMENTS.
- LOCATE AND PROTECT ALL UNDERGROUND SERVICES PRIOR TO ANY EXCAVATION. MAKE GOOD ALL DAMAGE TO EXISTING WORKS CAUSED BY THE ACTIVITY OF THESE WORKS.
- THESE DRAWINGS ARE TO BE PRINTED IN COLOUR.  
These designs, plans and specifications and the copyright therein are the property of TRACT CONSULTANTS PTY. LTD. and must not be used, reproduced or copied, wholly or in part, without the written permission of TRACT CONSULTANTS PTY. LTD.

## PROJECT

TAFE NSW - MEADOWBANK  
ON GRADE CARPARK

## CLIENT



PRELIMINARY

NOT FOR CONSTRUCTION

## CARPARK LANDSCAPE PLAN

DRAWING No.	REV	DRN	CHKD	APPD
TR-LA-DWG-C0100	B	MH	NN	LH

SCALE 1:200 @ A1  
0 2 4 10m

DATE  
11.08.2020

Tract  
Landscape Architects  
Urban Designers  
Town Planners

Melbourne: Level 6, 6 Riverside Quay, Southbank VIC 3006  
Geelong: 4/65 Brougham Street, Geelong VIC 3220  
P: 03 9429 6133 www.tract.com.au