

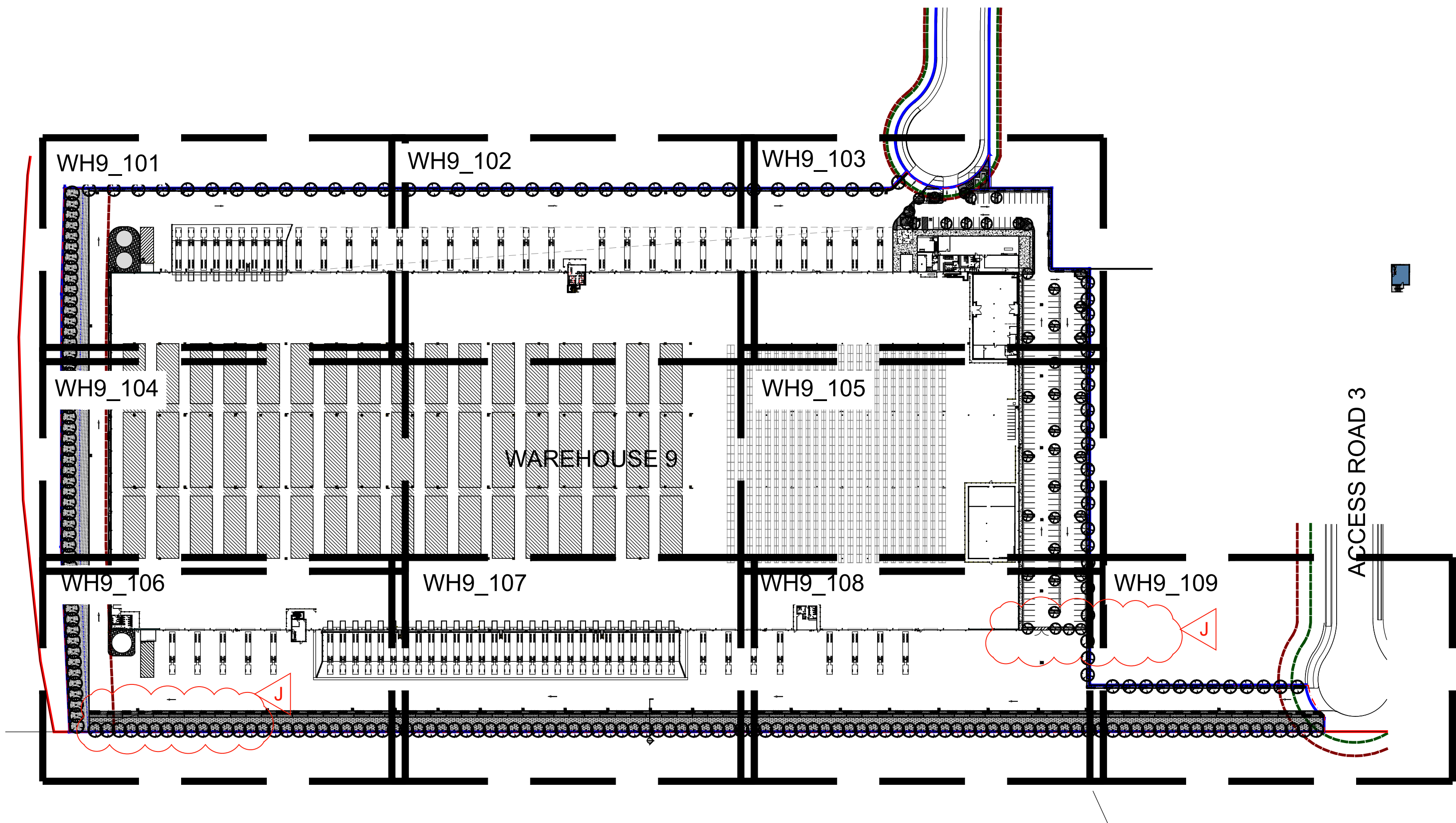
# Aspect Industrial Estate - Lot 9 (On Lot Works)

## Mamre Road, Kemps Creek

### Landscape Package

#### Drawing Schedule

Drawing Number	Drawing Title	Scale
WH9_000	Landscape Coversheet	N/A
WH9_101	Landscape Plan - Lot 9	1:200
WH9_102	Landscape Plan - Lot 9	1:200
WH9_103	Landscape Plan - Lot 9	1:200
WH9_104	Landscape Plan - Lot 9	1:200
WH9_105	Landscape Plan - Lot 9	1:200
WH9_106	Landscape Plan - Lot 9	1:200
WH9_107	Landscape Plan - Lot 9	1:200
WH9_108	Landscape Plan - Lot 9	1:200
WH9_109	Landscape Plan - Lot 9	1:200
WH9_501	Landscape Details	As Shown
WH9_502	Landscape Details	As Shown



Scale 1: 1500

NOT FOR CONSTRUCTION

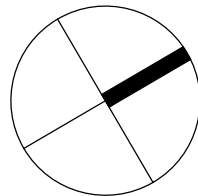
© 2019 Site Image (NSW) Pty Ltd. ABN 44 801 262 380 as agent for Site Image NSW Partnership. All rights reserved. This drawing is copyright and shall not be reproduced or copied in any form or by any means (graphic, electronic or mechanical including photocopy) without the written permission of Site Image (NSW) Pty Ltd. Any license, expressed or implied, to use this document for any purpose what so ever is restricted to the terms of the written agreement between Site Image (NSW) Pty Ltd and the instructing party.

The contractor shall check and verify all work on site (including work by others) before commencing the landscape installation. Any discrepancies are to be reported to the Project Manager or Landscape Architect prior to commencing work. Do not scale this drawing. Any required dimensions not shown shall be referred to the Landscape Architect for confirmation.

#### LEGEND

J	Eastern Boundary Updates	JD	NM	23.02.2023
I	Revised For Comment	JW	NM	20.12.2022
H	Revised For Comment	JW	NM	12.12.2022
G	Architectural Coordination	JW	NM	09.12.2022
F	Architectural Coordination	RH	NM	02.08.2022
E	For SSDA	RH	NM	07.06.2022
D	Landscape Revisions	JW	NM	01.06.2022
C	Architectural Coordination	NM	NM	24.05.2022
B	Architectural Coordination	RH	NM	03.05.2022
A	Mod 2	RH	NM	29.03.2022
Issue	Revision Description	Draw	Check	Date

Key Plan:



SITE IMAGE  
Landscape Architects  
Level 1, 3-5 Baptist Street  
Redfern NSW 2016  
Australia  
Tel: (61 2) 8332 5600  
Fax: (61 2) 9698 2877  
www.siteimage.com.au

Client:  
Mirvac

Project:  
Aspect Industrial Estate  
Mamre Rd  
Kemps Creek

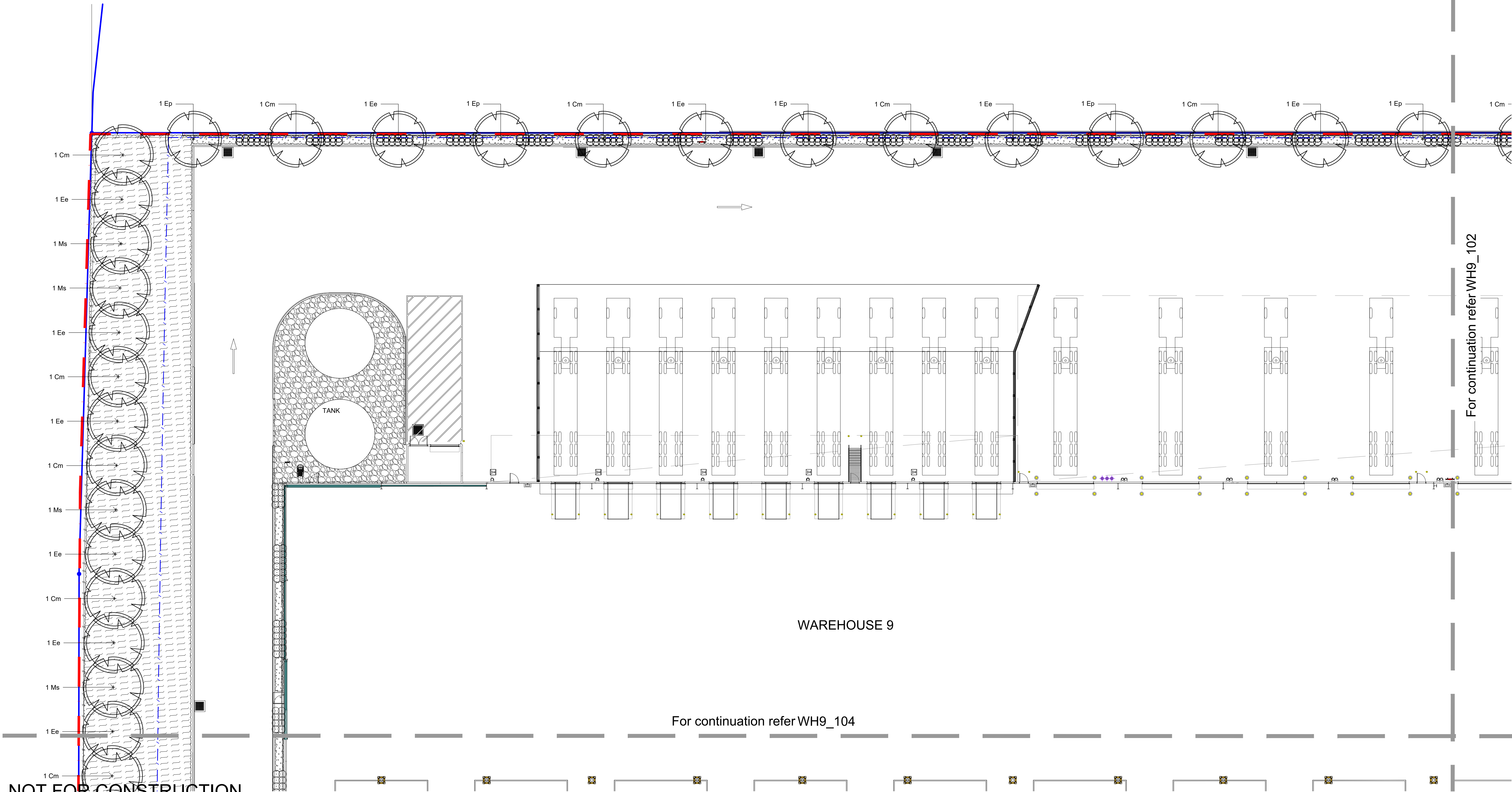
Drawing Name:  
Cover Sheet  
Lot 9

Scale:  
Job Number:  
SS19-4178

SSDA

Drawing Number:  
WH9\_000  
Issue:  
J





NOT FOR CONSTRUCTION

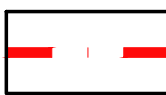
© 2019 Site Image (NSW) Pty Ltd ABN 44 801 262 380 as agent for Site Image NSW Partnership. All rights reserved. This drawing is copyright and shall not be reproduced or copied in any form or by any means (graphic, electronic or mechanical including photocopy) without the written permission of Site Image (NSW) Pty Ltd. Any license, expressed or implied, to use this document for any purpose what so ever is restricted to the terms of the written agreement between Site Image (NSW) Pty Ltd and the instructing party.

The contractor shall check and verify all work on site (including work by others) before commencing the landscape installation. Any discrepancies are to be reported to the Project Manager or Landscape Architect prior to commencing work. Do not scale this drawing. Any required dimensions not shown shall be referred to the Landscape Architect for confirmation.

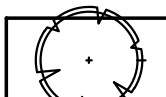
Issue	Revision Description
H	Revised For Comment
G	Architectural Coordination
F	Architectural Coordination
E	For SSDA
D	Landscape Revisions
C	Architectural Coordination
B	Architectural Coordination
A	Mod 2

JW	NM	20.12.2022
JW	NM	09.12.2022
RH	NM	02.08.2022
RH	NM	07.06.2022
JW	NM	01.06.2022
RH	NM	24.05.2022
RH	NM	03.05.2022
RH	NM	29.03.2022
Drawn	Check	Date

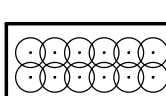
LEGEND



Property Boundary



Proposed Tree  
Refer to Plant Schedule



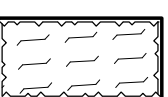
Proposed Shrubs  
Refer to Plant Schedule



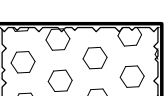
Groundcover Planting  
Refer to Plant Schedule



Turf



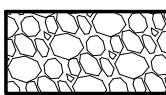
Planting Type 3 Matrix  
Refer to Plant Schedule




Planting Type 4 Boundary  
Matrix  
Refer to Plant Schedule



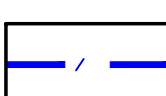
Hard Edging



Decorative Gravel

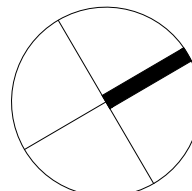
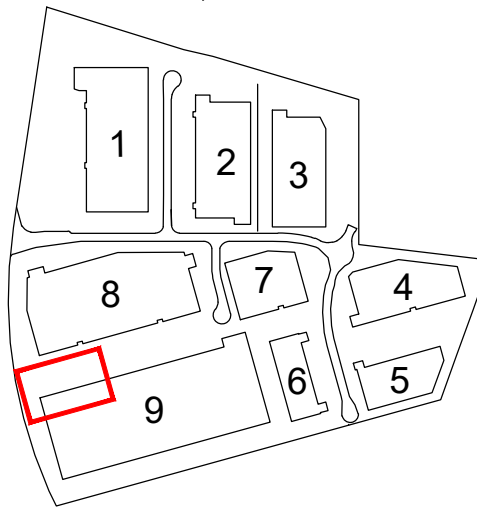


Concrete Paving



Palisade Fence

Key Plan:



SITE IMAGE



Landscape Architects

Level 1, 3-5 Baptist Street

Redfern NSW 2016

Australia

Tel: (61 2) 8332 5600

Fax: (61 2) 9698 2877

www.siteimage.com.au

Client:

Mirvac

Project:

Aspect Industrial Estate

Mamre Rd

Kemps Creek

Drawing Name:

Landscape Plan

Lot 9

Scale: 1:200 @ A1

Job Number:

SS19-4178

SSDA

0 1 2 4 6 10m

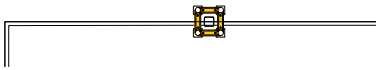


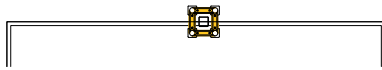


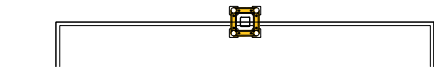
Issue:

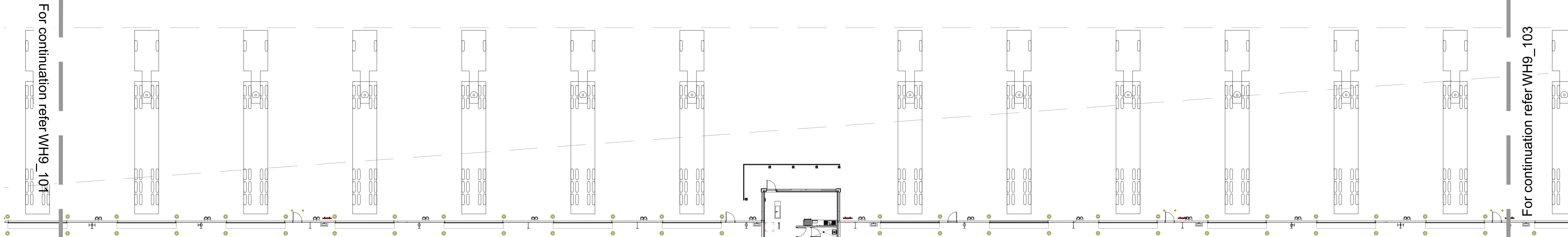
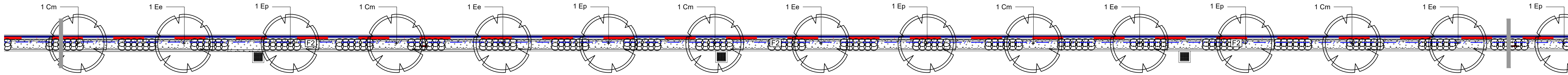
WH9\_101 H

For continuation refer WH9\_102

For continuation refer WH9\_104

WAREHOUSE 9





WAREHOUSE 9

NOT FOR CONSTRUCTION

© 2019 Site Image (NSW) Pty Ltd ABN 44 801 262 380 as agent for Site Image NSW Partnership. All rights reserved. This drawing is copyright and shall not be reproduced or copied in any form or by any means (graphic, electronic or mechanical including photocopy) without the written permission of Site Image (NSW) Pty Ltd. Any license, expressed or implied, to use this document for any purpose what so ever is restricted to the terms of the written agreement between Site Image (NSW) Pty Ltd and the instructing party.

The contractor shall check and verify all work on site (including work by others) before commencing the landscape installation. Any discrepancies are to be reported to the Project Manager or Landscape Architect prior to commencing work. Do not scale this drawing. Any required dimensions not shown shall be referred to the Landscape Architect for confirmation.

H	Revised For Comment
G	Architectural Coordination
F	Architectural Coordination
E	For SSDA
D	Landscape Revisions
C	Architectural Coordination
B	Architectural Coordination
A	Mod 2
Issue	Revision Description

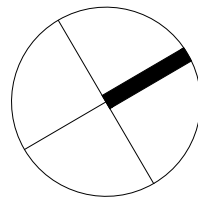
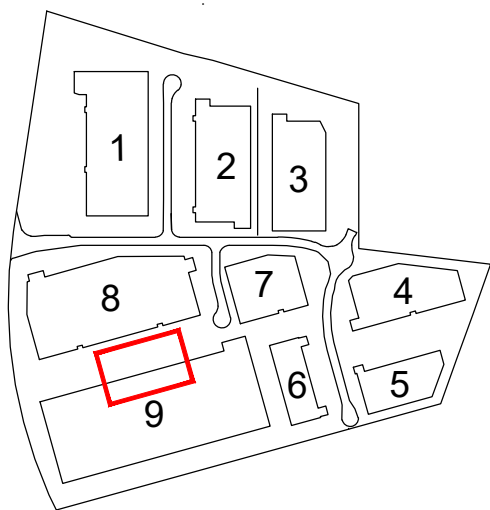
JW	NM	20.12.2022
JW	NM	09.12.2022
RH	NM	02.08.2022
RH	NM	07.06.2022
JW	NM	01.06.2022
RH	NM	24.05.2022
RH	NM	03.05.2022
RH	NM	29.03.2022
Drawn	Check	Date

LEGEND	
	Property Boundary
	Proposed Tree Refer to Plant Schedule
	Proposed Shrubs Refer to Plant Schedule
	Groundcover Planting Refer to Plant Schedule

	Turf
	Planting Type 3 Matrix Refer to Plant Schedule
	Planting Type 4 Boundary Matrix Refer to Plant Schedule
	Hard Edging

	Decorative Gravel
	Concrete Paving
	Palisade Fence

Key Plan:



**SITE IMAGE**  
Landscape Architects  
Level 1, 3-5 Baptist Street  
Redfern NSW 2016  
Australia  
Tel: (61 2) 8332 5600  
Fax: (61 2) 9698 2877  
www.siteimage.com.au

Client:  
**Mirvac**

Project:  
**Aspect Industrial Estate  
Mamre Rd  
Kemps Creek**

Drawing Name:  
**Landscape Plan  
Lot 9**

Scale: 1:200 @ A1  
Job Number:  
**SS19-4178**

**SSDA**  
0 1 2 4 6 10m  
Drawing Number: **WH9\_102** Issue: **H**






SSDA

0 1 2 4 6 10m  
Drawing Number: Issue:

WH9 103 H





NOT FOR CONSTRUCTION

© 2019 Site Image (NSW) Pty Ltd ABN 44 801 262 380 as agent for Site Image NSW Partnership. All rights reserved. This drawing is copyright and shall not be reproduced or copied in any form or by any means (graphic, electronic or mechanical including photocopy) without the written permission of Site Image (NSW) Pty Ltd. Any license, expressed or implied, to use this document for any purpose what so ever is restricted to the terms of the written agreement between Site Image (NSW) Pty Ltd and the instructing party.

The contractor shall check and verify all work on site (including work by others) before commencing the landscape installation. Any discrepancies are to be reported to the Project Manager or Landscape Architect prior to commencing work. Do not scale this drawing. Any required dimensions not shown shall be referred to the Landscape Architect for confirmation.

Issue	Revision Description
G	Architectural Coordination
F	Architectural Coordination
E	For SSDA
D	Landscape Revisions
C	Architectural Coordination
B	Architectural Coordination
A	Mod 2

JW	NM	09.12.2022
RH	NM	02.08.2022
RH	NM	07.06.2022
JW	NM	01.06.2022
RH	NM	24.05.2022
RH	NM	03.05.2022
RH	NM	29.03.2022
Drawn	Check	Date

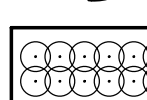
LEGEND



Property Boundary



Proposed Tree  
Refer to Plant Schedule



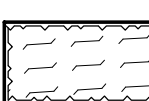
Proposed Shrubs  
Refer to Plant Schedule



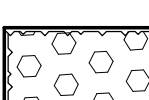
Groundcover Planting  
Refer to Plant Schedule



Turf



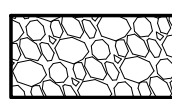
Planting Type 3 Matrix  
Refer to Plant Schedule



Planting Type 4 Boundary  
Matrix  
Refer to Plant Schedule



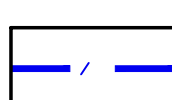
Hard Edging



Decorative Gravel

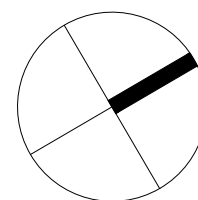
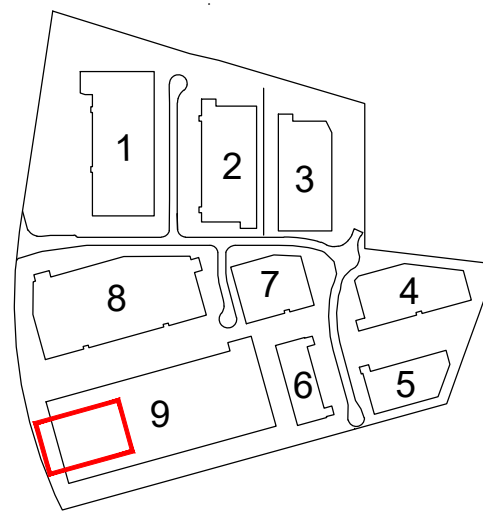


Concrete Paving



Palisade Fence

Key Plan:



SITE IMAGE



Landscape Architects

Level 1, 3-5 Baptist Street

Redfern NSW 2016

Australia

Tel: (61 2) 8332 5600

Fax: (61 2) 9698 2877

www.siteimage.com.au

Client:

Mirvac

Project:

Aspect Industrial Estate

Mamre Rd

Kemps Creek

Drawing Name:

Landscape Plan

Lot 9

Scale: 1:200 @ A1

Job Number:

SS19-4178

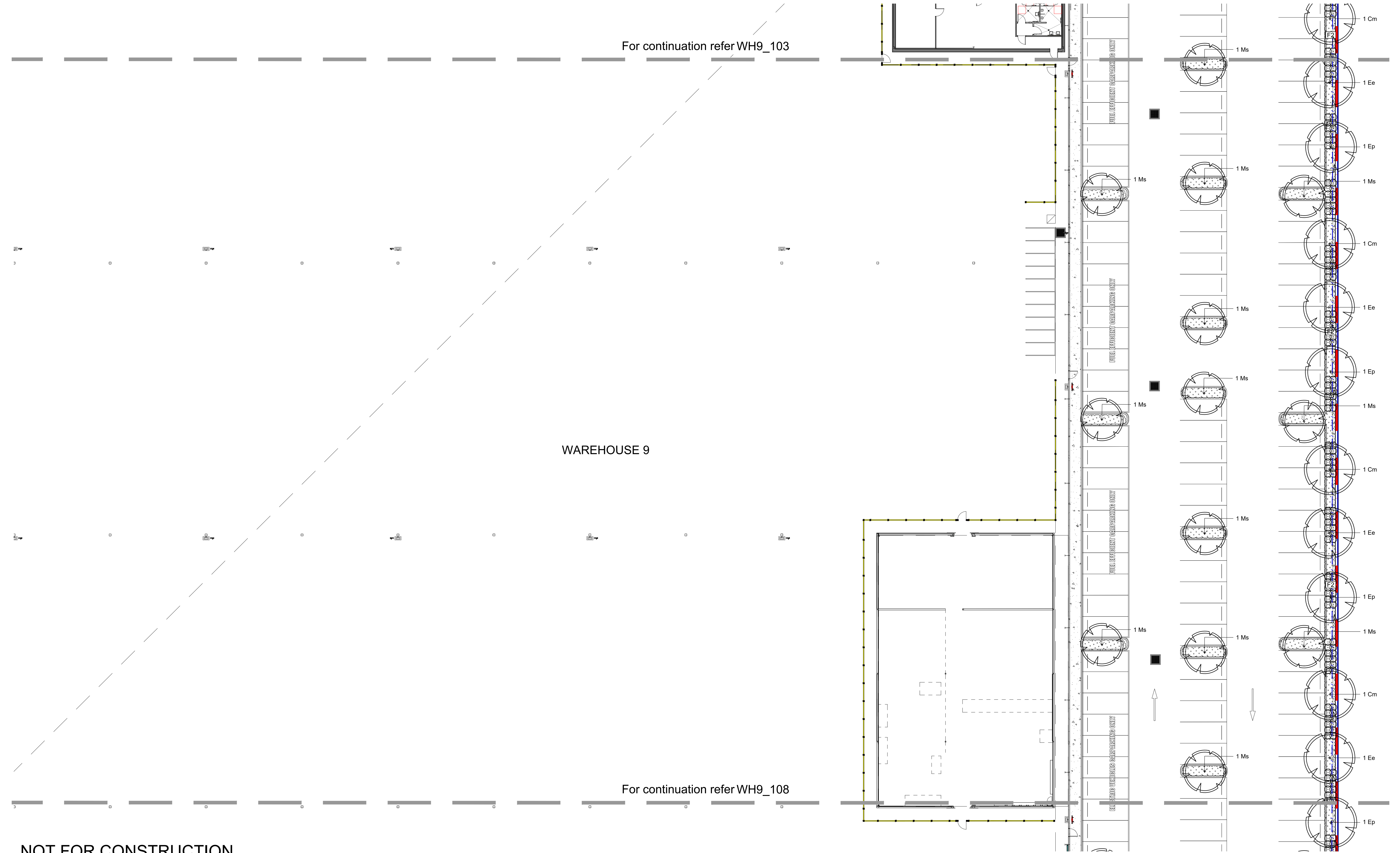
SSDA

0 1 2 4 6 10m

Drawing Number:

WH9\_104 G

Issue:



NOT FOR CONSTRUCTION

© 2019 Site Image (NSW) Pty Ltd ABN 44 801 262 380 as agent for Site Image NSW Partnership. All rights reserved. This drawing is copyright and shall not be reproduced or copied in any form or by any means (graphic, electronic or mechanical including photocopy) without the written permission of Site Image (NSW) Pty Ltd. Any license, expressed or implied, to use this document for any purpose what so ever is restricted to the terms of the written agreement between Site Image (NSW) Pty Ltd and the instructing party.

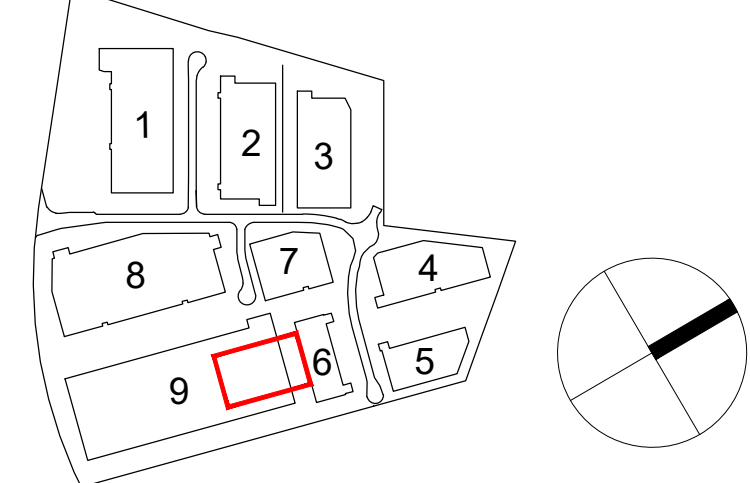
The contractor shall check and verify all work on site (including work by others) before commencing the landscape installation. Any discrepancies are to be reported to the Project Manager or Landscape Architect prior to commencing work. Do not scale this drawing. Any required dimensions not shown shall be referred to the Landscape Architect for confirmation.

H	Revised For Comment
G	Architectural Coordination
F	Architectural Coordination
E	For SSDA
D	Landscape Revisions
C	Architectural Coordination
B	Architectural Coordination
A	Mod 2
Issue	Revision Description

JW	NM	20.12.2022
JW	NM	09.12.2022
RH	NM	02.08.2022
RH	NM	07.06.2022
JW	NM	01.06.2022
RH	NM	24.05.2022
RH	NM	03.05.2022
RH	NM	29.03.2022
Drawn	Check	Date

LEGEND	
	Property Boundary
	Proposed Tree Refer to Plant Schedule
	Proposed Shrubs Refer to Plant Schedule
	Groundcover Planting Refer to Plant Schedule
	Turf
	Planting Type 3 Matrix Refer to Plant Schedule
	Planting Type 4 Boundary Matrix Refer to Plant Schedule
	Hard Edging
	Decorative Gravel
	Concrete Paving
	Palisade Fence

Key Plan:



**SITE IMAGE**  
Landscape Architects  
Level 1, 3-5 Baptist Street  
Redfern NSW 2016  
Australia  
Tel: (61 2) 8332 5600  
Fax: (61 2) 9698 2877  
www.siteimage.com.au

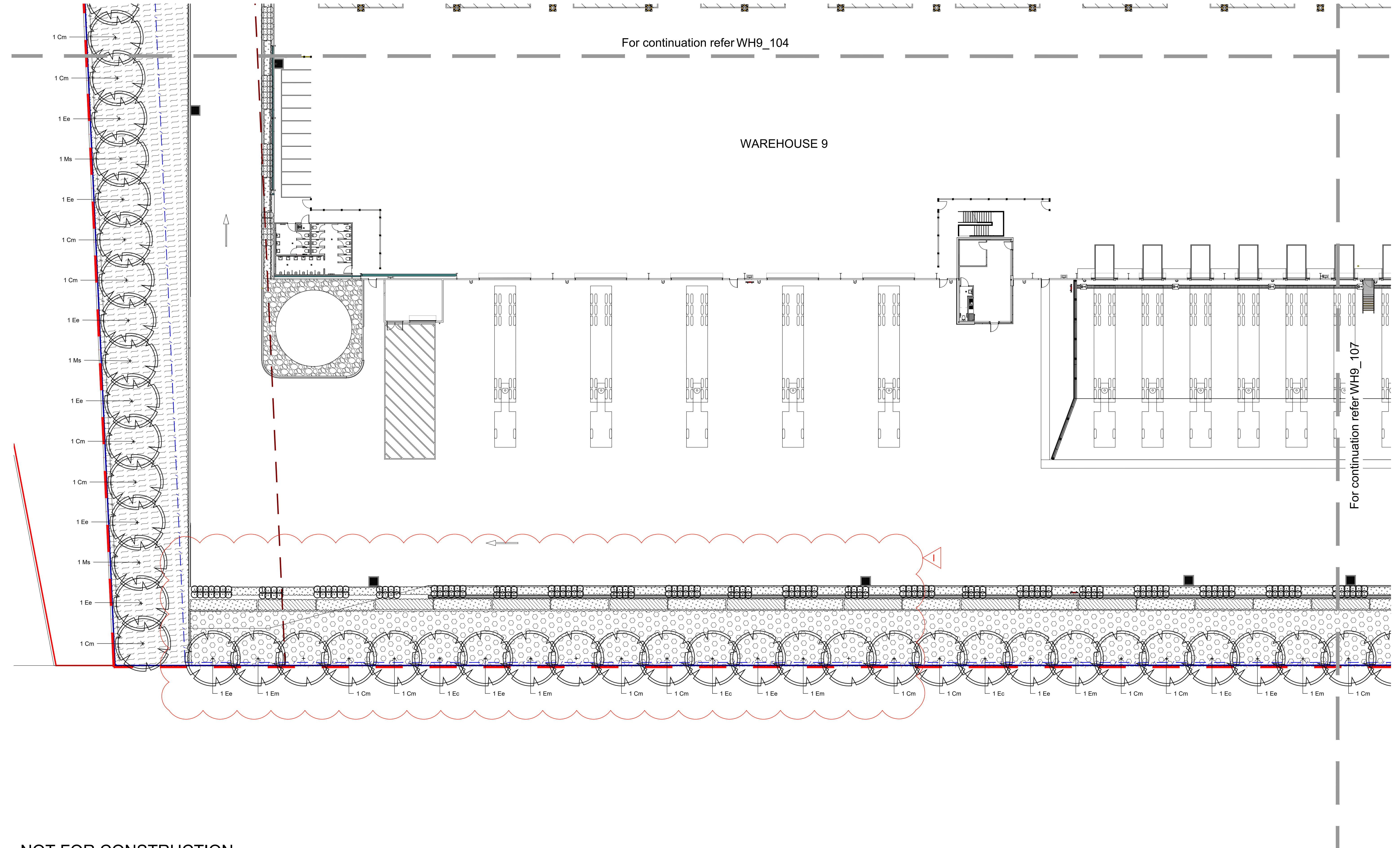
Client:  
**Mirvac**  
  
Project:  
**Aspect Industrial Estate  
Mamre Rd  
Kemps Creek**

Drawing Name:  
**Landscape Plan  
Lot 9**

Scale: 1:200 @ A1  
Job Number:  
**SS19-4178**

**SSDA**  
0 1 2 4 6 10m  
Drawing Number:  
**WH9\_105 H**





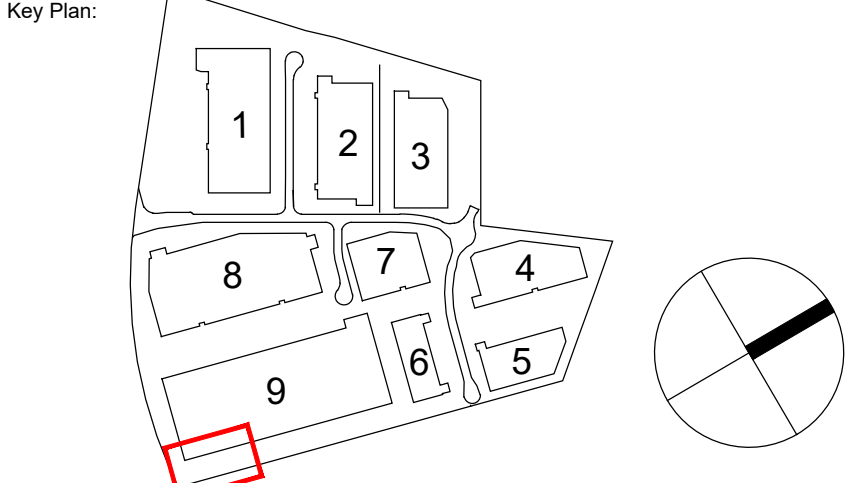
NOT FOR CONSTRUCTION

© 2019 Site Image (NSW) Pty Ltd ABN 44 801 262 380 as agent for Site Image NSW Partnership. All rights reserved. This drawing is copyright and shall not be reproduced or copied in any form or by any means (graphic, electronic or mechanical including photocopy) without the written permission of Site Image (NSW) Pty Ltd. Any license, expressed or implied, to use this document for any purpose what so ever is restricted to the terms of the written agreement between Site Image (NSW) Pty Ltd and the instructing party.

The contractor shall check and verify all work on site (including work by others) before commencing the landscape installation. Any discrepancies are to be reported to the Project Manager or Landscape Architect prior to commencing work. Do not scale this drawing. Any required dimensions not shown shall be referred to the Landscape Architect for confirmation.

Issue	Revision Description	Drawn	Check	Date
I	Eastern Boundary Updates	JD	NM	23.02.2023
H	Revised For Comment	JW	NM	12.12.2022
G	Architectural Coordination	JW	NM	09.12.2022
F	Architectural Coordination	RH	NM	02.08.2022
E	For SDA	RH	NM	07.06.2022
D	Landscape Revisions	JW	NM	01.06.2022
C	Architectural Coordination	RH	NM	24.05.2022
B	Architectural Coordination	RH	NM	03.05.2022
A	Mod 2	RH	NM	29.03.2022

LEGEND	
	Property Boundary
	Proposed Tree Refer to Plant Schedule
	Proposed Shrubs Refer to Plant Schedule
	Groundcover Planting Refer to Plant Schedule
	Turf
	Planting Type 3 Matrix Refer to Plant Schedule
	Planting Type 4 Boundary Matrix Refer to Plant Schedule
	Hard Edging
	Decorative Gravel
	Concrete Paving
	Palisade Fence



**SITE IMAGE**  
Landscape Architects  
Level 1, 3-5 Baptist Street  
Redfern NSW 2016  
Australia  
Tel: (61 2) 8332 5600  
Fax: (61 2) 9698 2877  
www.siteimage.com.au

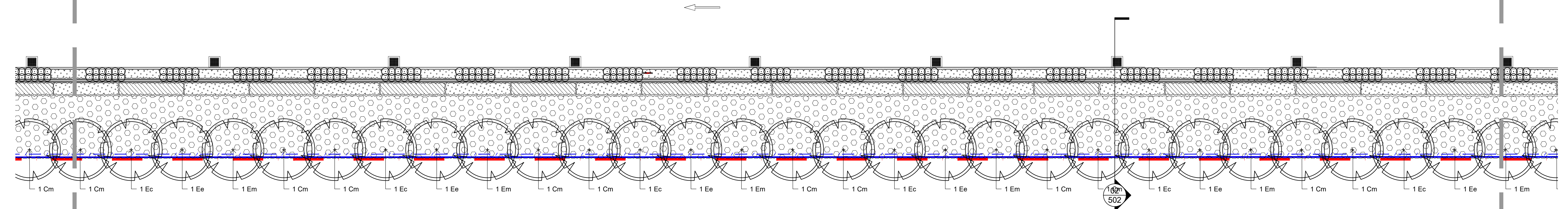
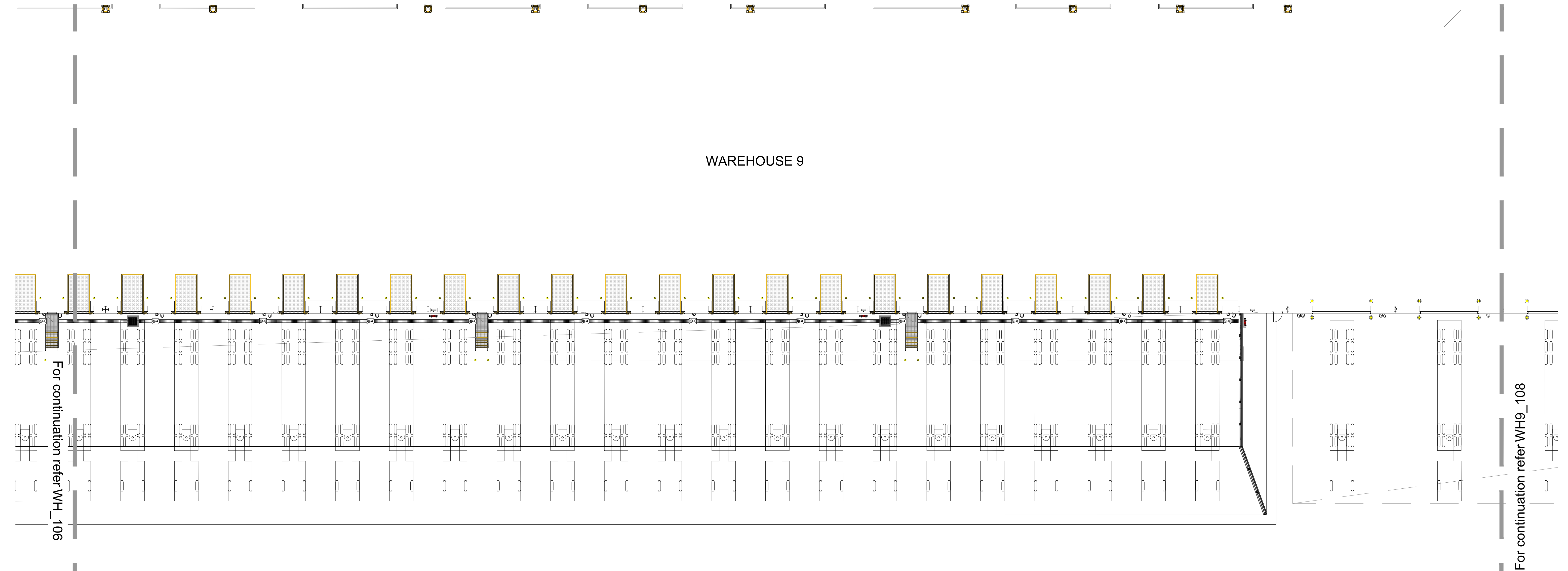
Client:  
**Mirvac**  
  
Project:  
**Aspect Industrial Estate**  
**Mamre Rd**  
**Kemps Creek**

Drawing Name:  
**Landscape Plan**  
**Lot 9**

Scale: 1:200 @ A1  
Job Number:  
**SS19-4178**

**SSDA**  
0 1 2 4 6 10m  
Drawing Number:  
**WH9\_106**  
Issue:  
**I**





NOT FOR CONSTRUCTION

© 2019 Site Image (NSW) Pty Ltd ABN 44 801 262 380 as agent for Site Image NSW Partnership. All rights reserved. This drawing is copyright and shall not be reproduced or copied in any form or by any means (graphic, electronic or mechanical including photocopy) without the written permission of Site Image (NSW) Pty Ltd. Any license, expressed or implied, to use this document for any purpose what so ever is restricted to the terms of the written agreement between Site Image (NSW) Pty Ltd and the instructing party.

The contractor shall check and verify all work on site (including work by others) before commencing the landscape installation. Any discrepancies are to be reported to the Project Manager or Landscape Architect prior to commencing work. Do not scale this drawing. Any required dimensions not shown shall be referred to the Landscape Architect for confirmation.

H	Revised For Comment
G	Architectural Coordination
F	Architectural Coordination
E	For SSDA
D	Landscape Revisions
C	Architectural Coordination
B	Architectural Coordination
A	Mod 2
Issue	Revision Description

JW	NM	12.12.2022
JW	NM	09.12.2022
RH	NM	02.08.2022
RH	NM	07.06.2022
JW	NM	01.06.2022
RH	NM	24.05.2022
RH	NM	03.05.2022
RH	NM	29.03.2022
Drawn	Check	Date

**LEGEND**

Property Boundary

Proposed Tree  
Refer to Plant Schedule

Proposed Shrubs  
Refer to Plant Schedule

Groundcover Planting  
Refer to Plant Schedule

Turf

Planting Type 3 Matrix  
Refer to Plant Schedule

Planting Type 4 Boundary Matrix  
Refer to Plant Schedule

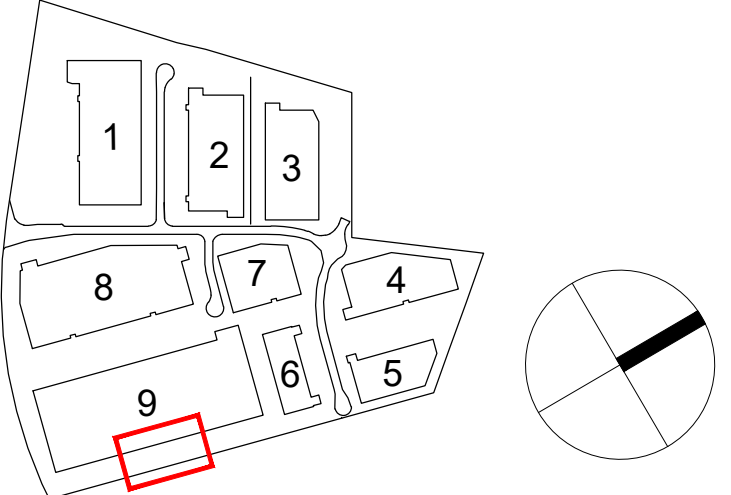
Hard Edging

Decorative Gravel

Concrete Paving

Palisade Fence

Key Plan:



**SITE IMAGE**

Landscape Architects  
Level 1, 3-5 Baptist Street  
Redfern NSW 2016  
Australia  
Tel: (61 2) 8332 5600  
Fax: (61 2) 9698 2877  
www.siteimage.com.au

Client:  
**Mirvac**

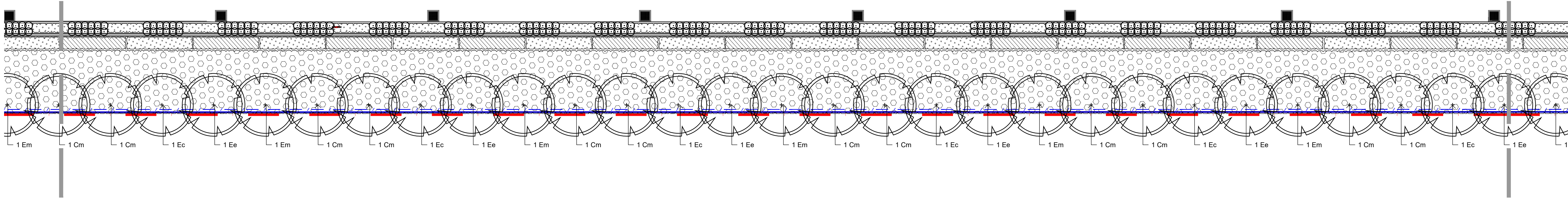

Project:  
**Aspect Industrial Estate  
Mamre Rd  
Kemps Creek**

Drawing Name:  
**Landscape Plan  
Lot 9**

Scale: 1:200 @ A1  
Job Number:  
**SS19-4178**

**SSDA**  
0 1 2 4 6 10m  
Drawing Number: **WH9\_107** Issue: **H**





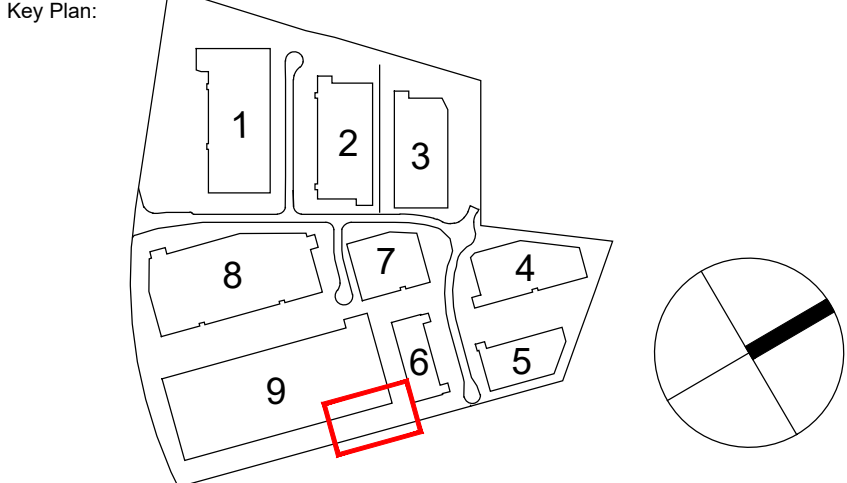
NOT FOR CONSTRUCTION

© 2019 Site Image (NSW) Pty Ltd ABN 44 801 262 380 as agent for Site Image NSW Partnership. All rights reserved. This drawing is copyright and shall not be reproduced or copied in any form or by any means (graphic, electronic or mechanical including photocopy) without the written permission of Site Image (NSW) Pty Ltd. Any license, expressed or implied, to use this document for any purpose what so ever is restricted to the terms of the written agreement between Site Image (NSW) Pty Ltd and the instructing party.

The contractor shall check and verify all work on site (including work by others) before commencing the landscape installation. Any discrepancies are to be reported to the Project Manager or Landscape Architect prior to commencing work. Do not scale this drawing. Any required dimensions not shown shall be referred to the Landscape Architect for confirmation.

J	Eastern Boundary Updates	JD	NM	23.02.2023
I	Revised For Comment	JW	NM	20.12.2022
H	Revised For Comment	JW	NM	12.12.2022
G	Architectural Coordination	JW	NM	09.12.2022
F	Architectural Coordination	RH	NM	02.08.2022
E	For SSDA	RH	NM	07.06.2022
D	Landscape Revisions	JW	NM	01.06.2022
C	Architectural Coordination	RH	NM	24.05.2022
B	Architectural Coordination	RH	NM	03.05.2022
A	Mod 2	RH	NM	29.03.2022
Issue	Revision Description	Drawn	Check	Date

LEGEND	
	Property Boundary
	Proposed Tree Refer to Plant Schedule
	Proposed Shrubs Refer to Plant Schedule
	Groundcover Planting Refer to Plant Schedule
	Turf
	Planting Type 3 Matrix Refer to Plant Schedule
	Planting Type 4 Boundary Matrix Refer to Plant Schedule
	Hard Edging
	Decorative Gravel
	Concrete Paving
	Palisade Fence



SITE IMAGE  
Landscape Architects  
Level 1, 3-5 Baptist Street  
Redfern NSW 2016  
Australia  
Tel: (61 2) 8332 5600  
Fax: (61 2) 9698 2877  
www.siteimage.com.au

Client:  
**Mirvac**

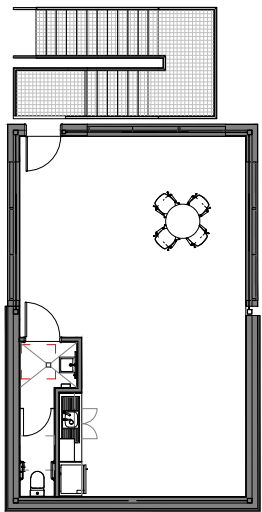
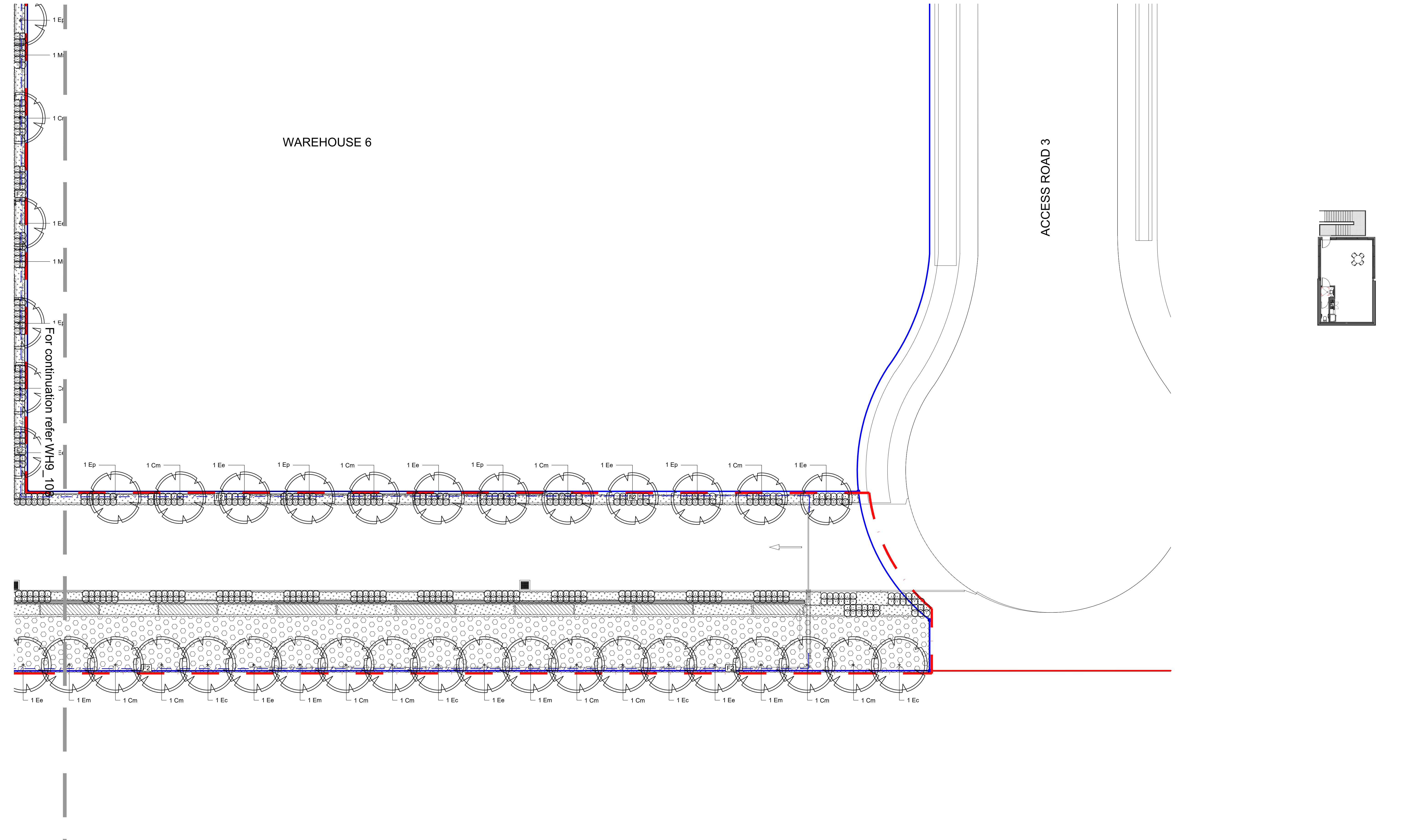
Project:  
**Aspect Industrial Estate  
Mamre Rd  
Kemps Creek**

Drawing Name:  
**Landscape Plan  
Lot 9**

Scale: 1:200 @ A1  
Job Number:  
**SS19-4178**

SSDA  
0 1 2 4 6 10m  
Drawing Number:  
**WH9\_108**  
Issue:  
**J**





NOT FOR CONSTRUCTION

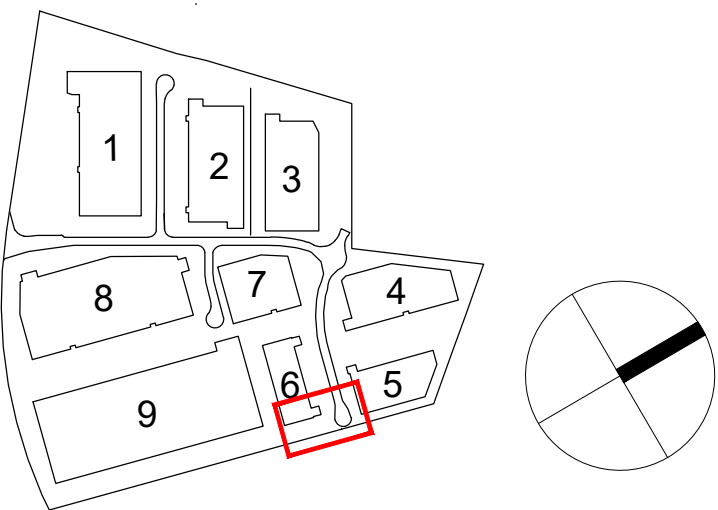
© 2019 Site Image (NSW) Pty Ltd ABN 44 801 262 380 as agent for Site Image NSW Partnership. All rights reserved. This drawing is copyright and shall not be reproduced or copied in any form or by any means (graphic, electronic or mechanical including photocopy) without the written permission of Site Image (NSW) Pty Ltd. Any license, expressed or implied, to use this document for any purpose what so ever is restricted to the terms of the written agreement between Site Image (NSW) Pty Ltd and the instructing party.

The contractor shall check and verify all work on site (including work by others) before commencing the landscape installation. Any discrepancies are to be reported to the Project Manager or Landscape Architect prior to commencing work. Do not scale this drawing. Any required dimensions not shown shall be referred to the Landscape Architect for confirmation.

Issue	Revision Description	Drawn	Check	Date
I	Revised For Comment	JW	NM	20.12.2022
H	Revised For Comment	JW	NM	12.12.2022
G	Architectural Coordination	JW	NM	09.12.2022
F	Architectural Coordination	RH	NM	02.08.2022
E	For SSDA	RH	NM	07.06.2022
D	Landscape Revisions	JW	NM	01.06.2022
C	Architectural Coordination	RH	NM	24.05.2022
B	Architectural Coordination	RH	NM	03.05.2022
A	Mod 2	RH	NM	29.03.2022

LEGEND	
	Property Boundary
	Proposed Tree Refer to Plant Schedule
	Proposed Shrubs Refer to Plant Schedule
	Groundcover Planting Refer to Plant Schedule
	Turf
	Planting Type 3 Matrix Refer to Plant Schedule
	Planting Type 4 Boundary Matrix Refer to Plant Schedule
	Hard Edging
	Decorative Gravel
	Concrete Paving
	Palisade Fence

Key Plan:



Client:  
Mirvac

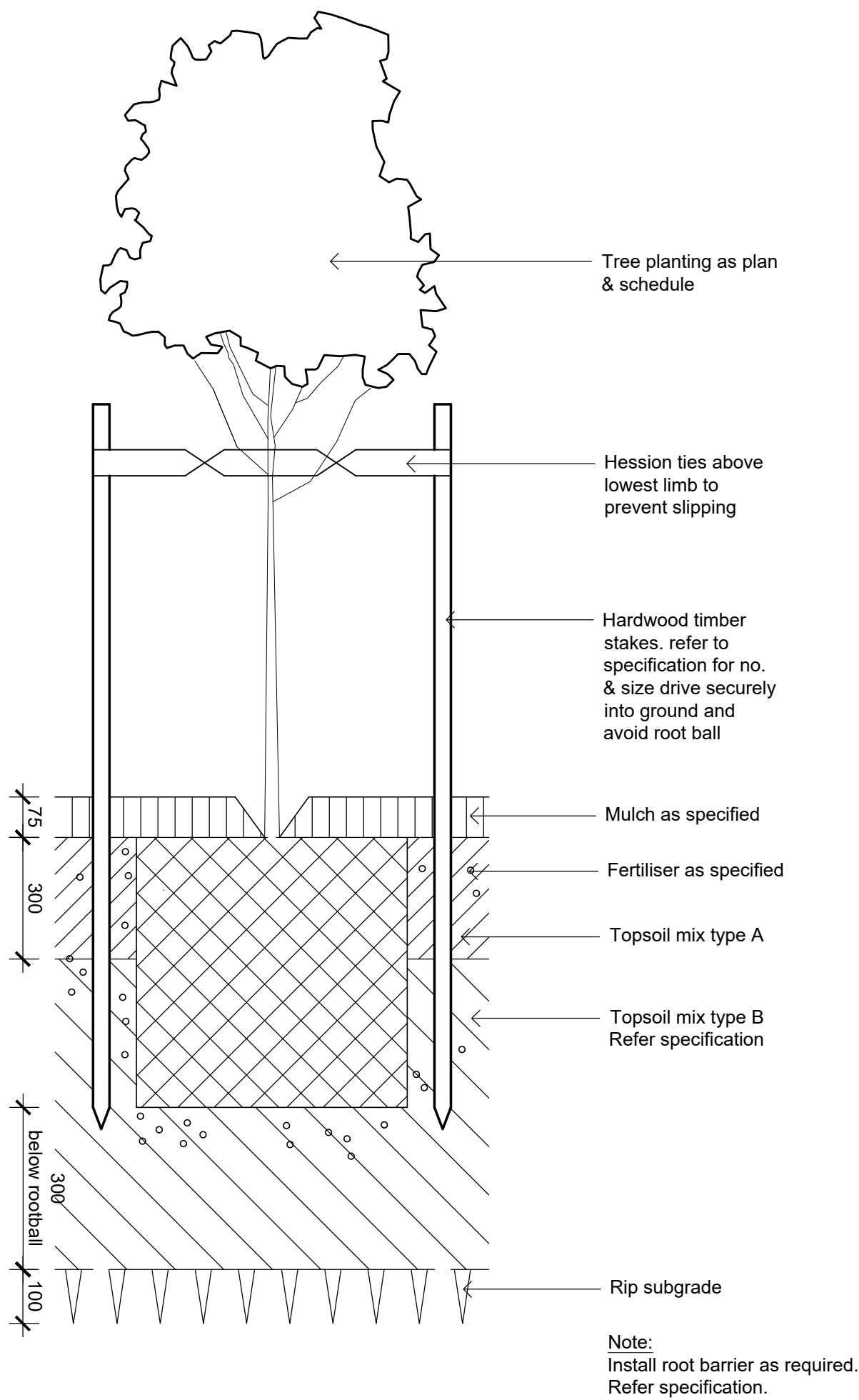
Project:  
Aspect Industrial Estate  
Mamre Rd  
Kemps Creek

Drawing Name:  
Landscape Plan  
Lot 9

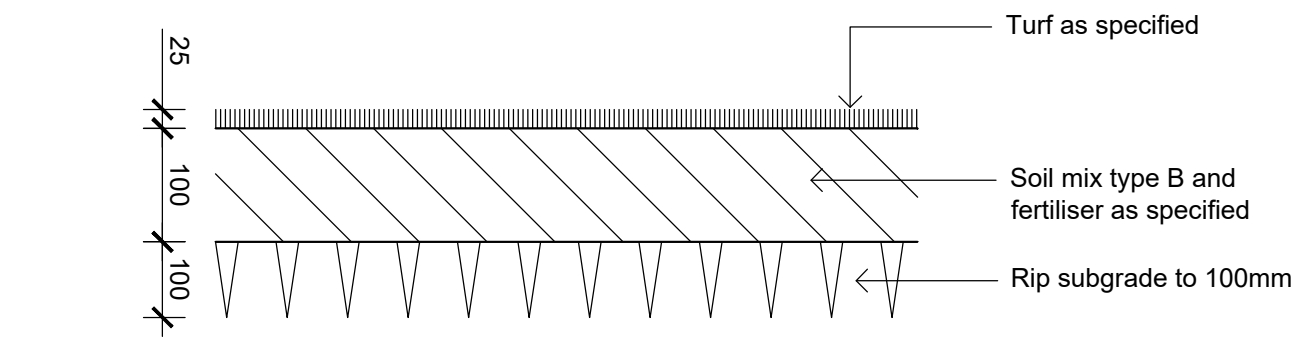
Scale: 1:200 @ A1  
Job Number:  
SS19-4178

SSDA  
0 1 2 4 6 10m  
Drawing Number: WH9\_109  
Issue: I

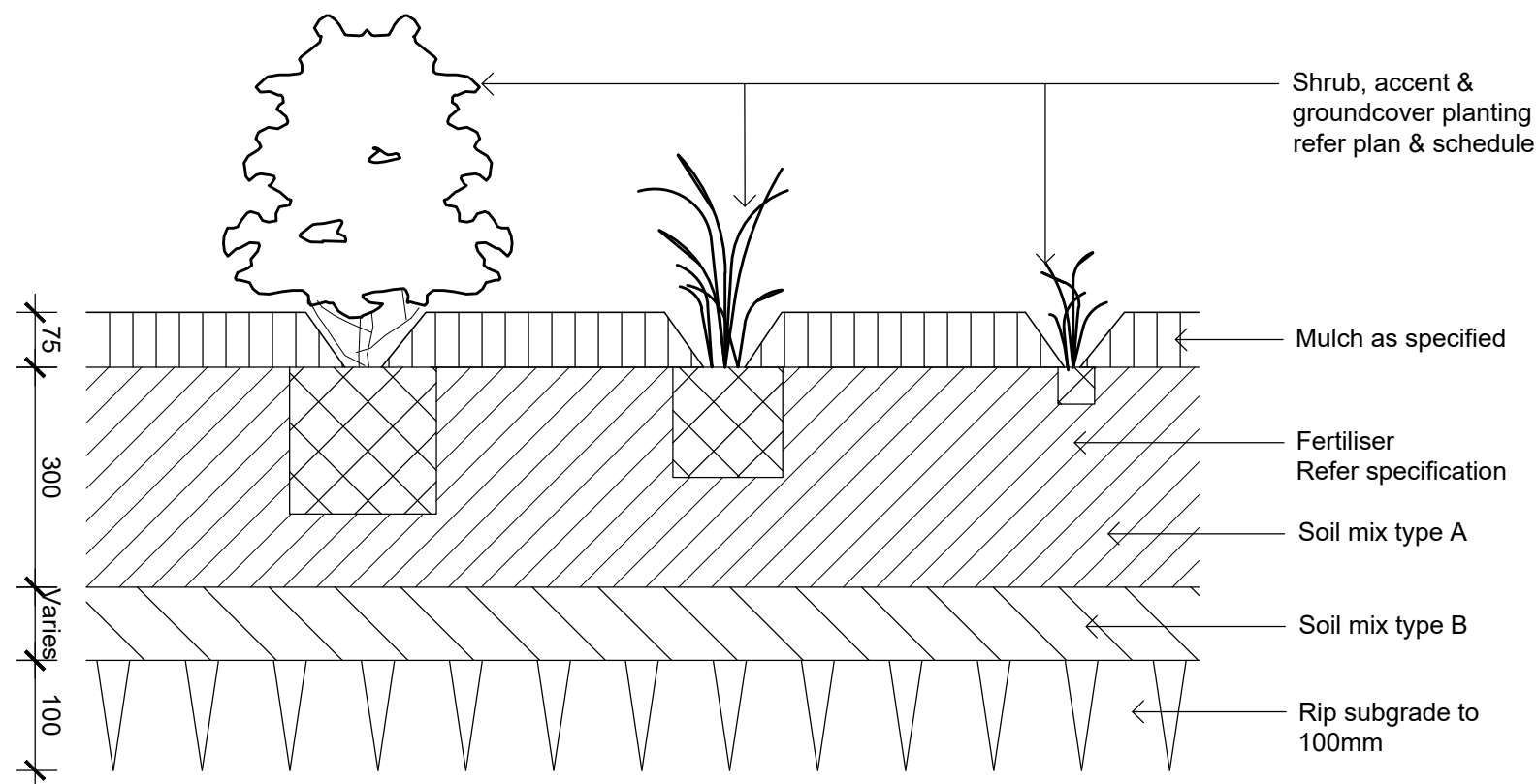




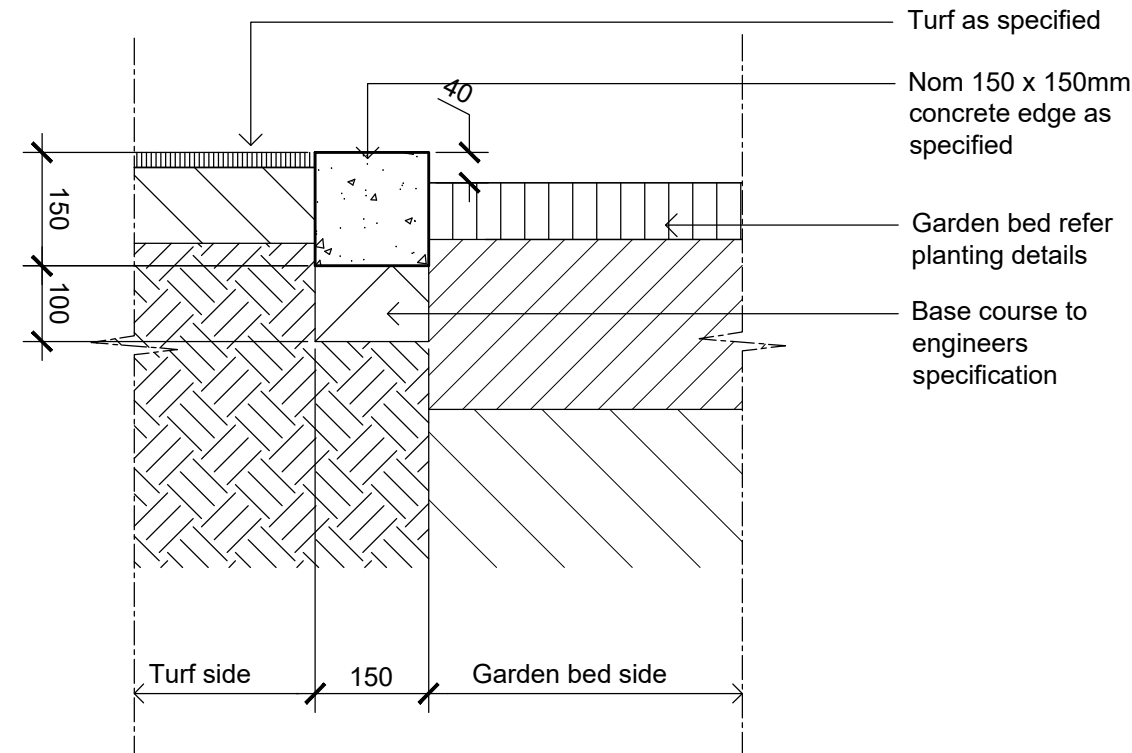
01  
501  
1:10  
Detail 75-200L Tree Planting on Grade



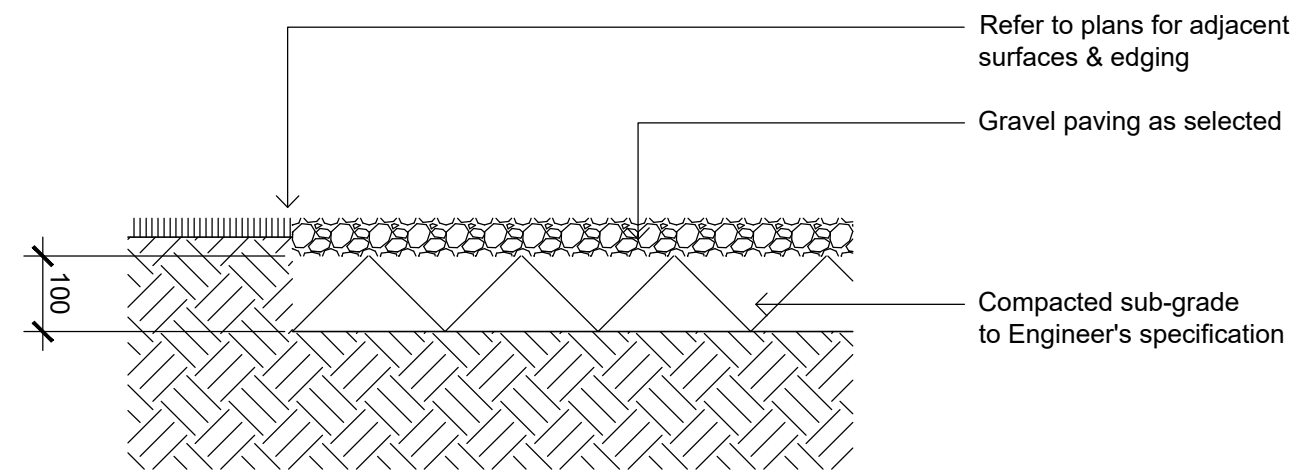
02  
501  
1:10  
Detail Turf on Even Grade



03  
501  
1:10  
Detail Shrub Accent & Groundcover Planting on Grade



04  
501  
1:10  
Typical Concrete Edge



05  
501  
1:10  
Gravel Paving on Grade

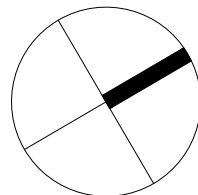
NOT FOR CONSTRUCTION

© 2019 Site Image (NSW) Pty Ltd ABN 44 801 262 380 as agent for Site Image NSW Partnership. All rights reserved. This drawing is copyright and shall not be reproduced or copied in any form or by any means (graphic, electronic or mechanical including photocopy) without the written permission of Site Image (NSW) Pty Ltd Any license, expressed or implied, to use this document for any purpose what so ever is restricted to the terms of the written agreement between Site Image (NSW) Pty Ltd and the instructing party.

The contractor shall check and verify all work on site (including work by others) before commencing the landscape installation. Any discrepancies are to be reported to the Project Manager or Landscape Architect prior to commencing work. Do not scale this drawing. Any required dimensions not shown shall be referred to the Landscape Architect for confirmation.

LEGEND

Key Plan:



S I T E I M A G E  
Landscape Architects  
Level 1, 3-5 Baptist Street  
Redfern NSW 2016  
Australia  
Tel: (61 2) 8332 5600  
Fax: (61 2) 9698 2877  
www.siteimage.com.au

Client:  
Mirvac

Project:  
Aspect Industrial Estate  
Mamre Rd  
Kemps Creek

Drawing Name:  
Landscape Details

Scale:  
Job Number:  
SS19-4178

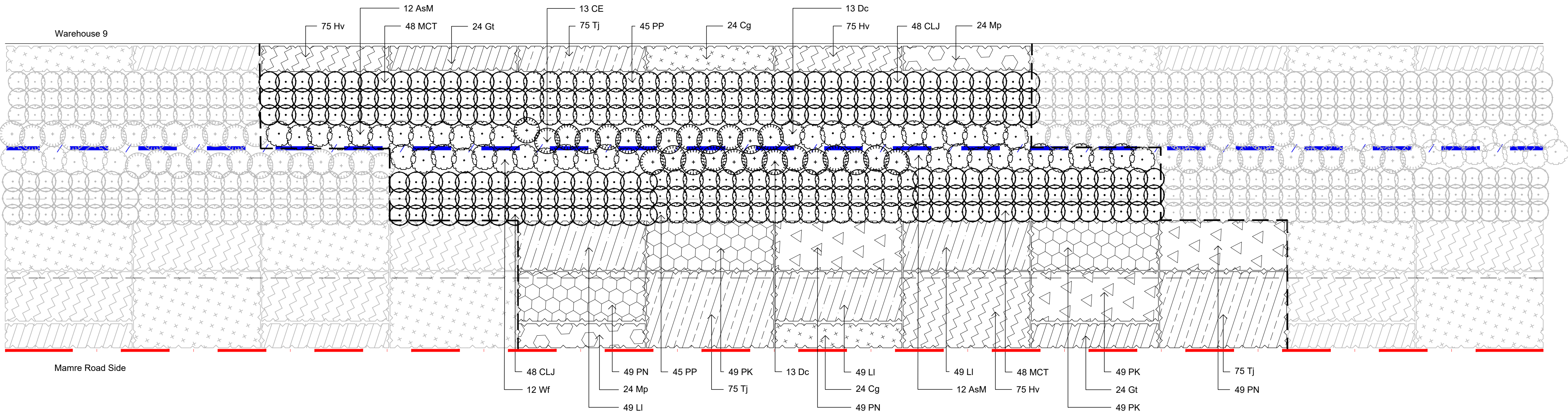
SSDA

Drawing Number:  
WH9\_501  
Issue:  
A

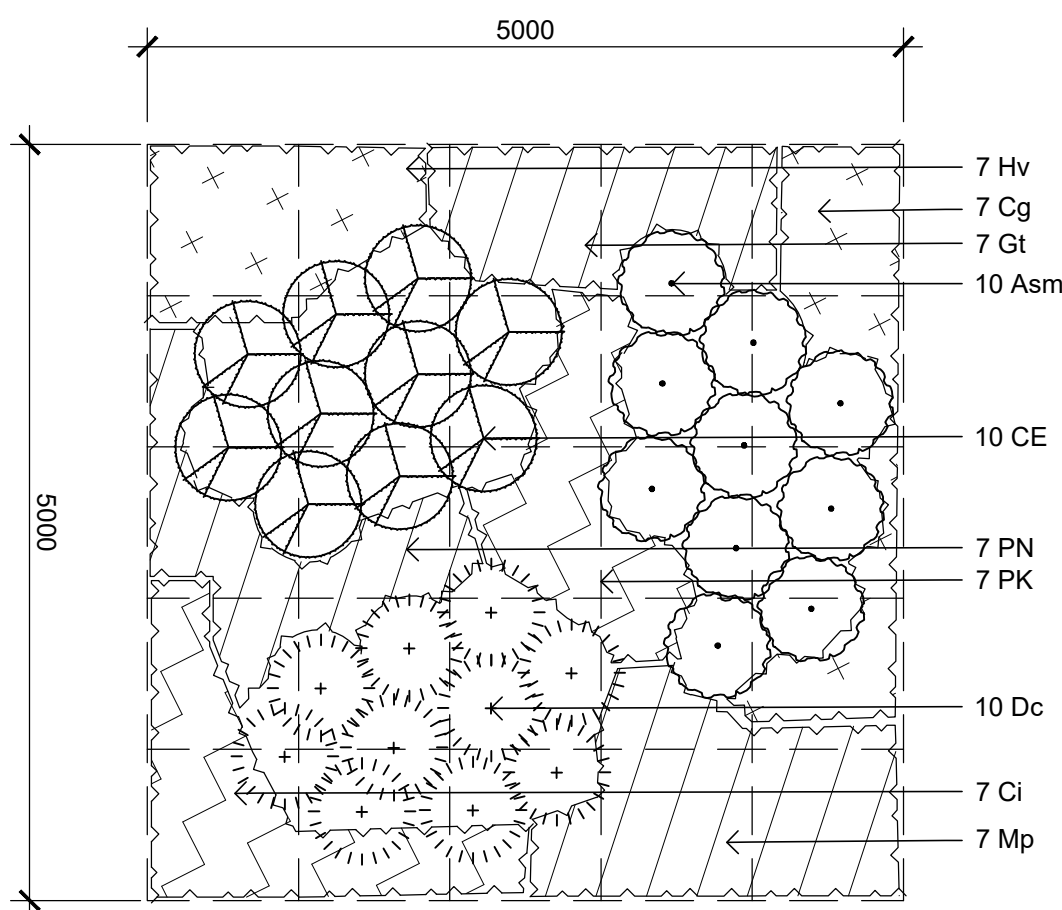
A Mod 2  
Issue Revision Description

RH NM 29.03.2022  
Drawn Check Date

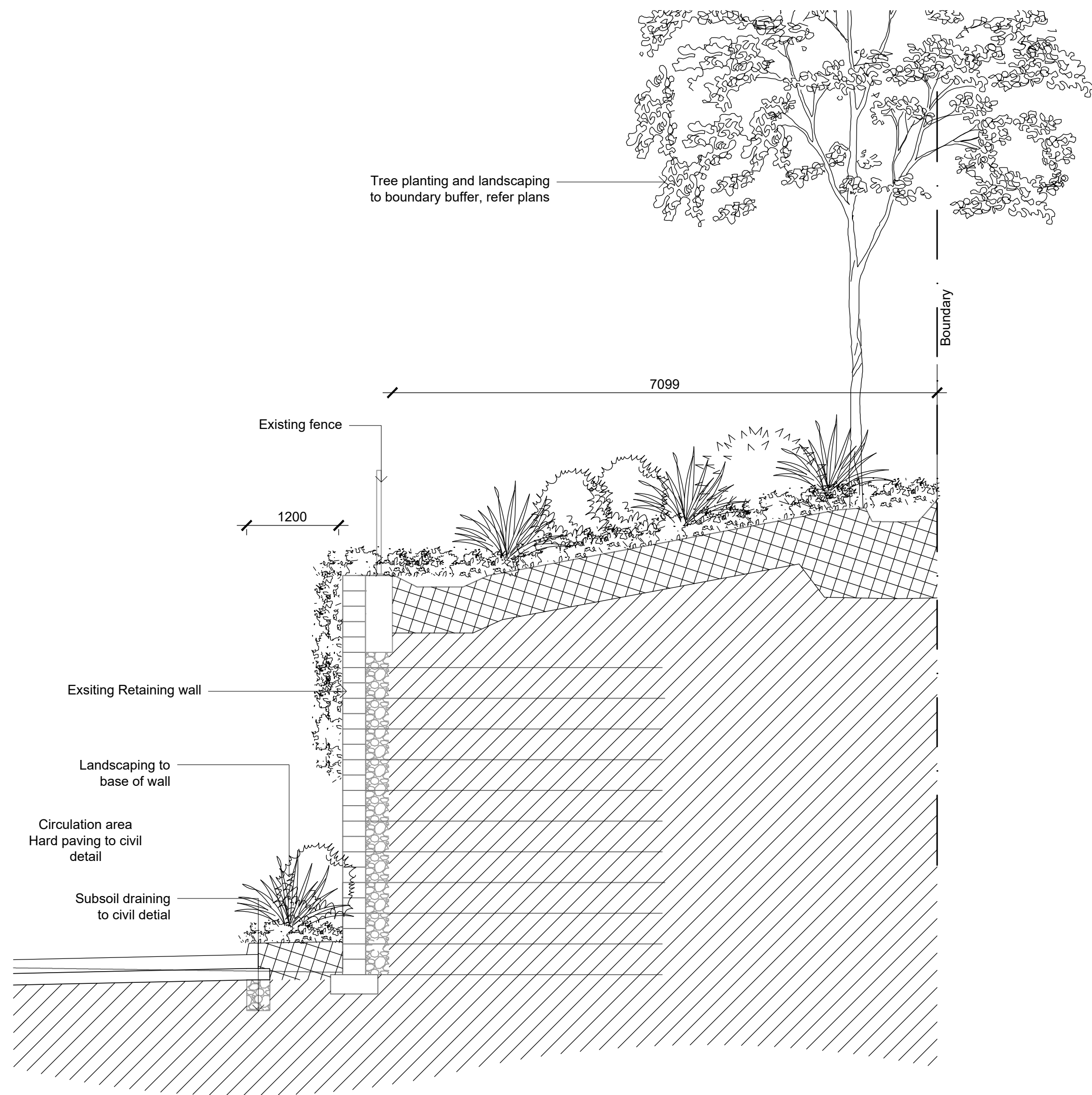




01  
502 Planting Type 3 Matrix  
1:100



02  
502 Planting Type 4 Boundary Matrix  
1:50



03  
502 Southern Boundary Section  
1:100

NOT FOR CONSTRUCTION

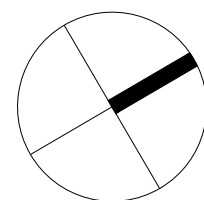
© 2019 Site Image (NSW) Pty Ltd ABN 44 801 262 380 as agent for Site Image NSW Partnership. All rights reserved. This drawing is copyright and shall not be reproduced or copied in any form or by any means (graphic, electronic or mechanical including photocopy) without the written permission of Site Image (NSW) Pty Ltd. Any license, expressed or implied, to use this document for any purpose what so ever is restricted to the terms of the written agreement between Site Image (NSW) Pty Ltd and the instructing party.

The contractor shall check and verify all work on site (including work by others) before commencing the landscape installation. Any discrepancies are to be reported to the Project Manager or Landscape Architect prior to commencing work. Do not scale this drawing. Any required dimensions not shown shall be referred to the Landscape Architect for confirmation.

Issue	Revision Description	Drawn	Check	Date
D	Revised For Comment	JW	NM	12.12.2022
C	Architectural Coordination	JW	NM	09.12.2022
B	Landscape Revisions	JW	NM	01.06.2022
A	Mod 2	RH	NM	29.03.2022

LEGEND

Key Plan:



SITE IMAGE  
Landscape Architects  
Level 1, 3-5 Baptist Street  
Redfern NSW 2016  
Australia  
Tel: (61 2) 8332 5600  
Fax: (61 2) 9698 2877  
www.siteimage.com.au

Client:  
Mirvac

Project:  
Aspect Industrial Estate  
Mamre Rd  
Kemps Creek

Drawing Name:  
Landscape Details

Scale:  
Job Number:  
SS19-4178

SSDA

Drawing Number:  
WH9\_502  
Issue:  
D