

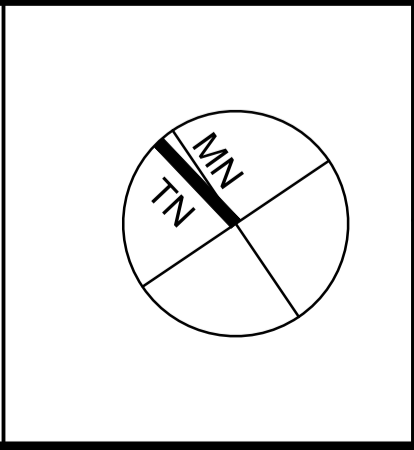
Note:
 - The landscape shown on the drawing is indicative only.
 For landscape design please refer to landscape architect drawings and documentation.



IMPORTANT NOTES:
 Do not scale from drawings. All dimensions to be checked on site before commencement of work. All discrepancies to be brought to the attention of the Architect. Larger scale drawings and written dimensions take preference. This drawing is copyright and the property of the author, and must not be retained, copied or used without the express authority of MARCHESE + PARTNERS INTERNATIONAL PTY. LTD.

REVISION	DATE	DESCRIPTION	BY
P	27.11.14	APPROVED BY LEC	PS
Q	27.02.15	FOR SECTION 34 CONFERENCE	PS
S	04.05.15	SUBMISSION TO LEC	PS
T	31.07.15	SUBMISSION TO LEC	PS
T	04.09.15	SUBMISSION TO LEC	PS
U	11.12.15	SUBMISSION TO LEC	PS
V	22.06.16	ISSUED FOR SECTION 75W APPLICATION	AK
W	01.08.16	ISSUED FOR SECTION 75W APPLICATION	JL
X	15.08.16	ISSUED FOR SECTION 75W APPLICATION	JL

NO. 2	NO. 4	NO. 6	NO. 8	NO. 10	NO. 12	NO. 1	NO. 15	NO. 11	NO. 16
-------	-------	-------	-------	--------	--------	-------	--------	--------	--------

marchesepartners
 Marchese Partners International Pty Ltd
 Level 1, 53 Walker Street, North Sydney, NSW 2060 Australia
 P +61 2 9922 4375 F +61 2 9929 5786 E info@marchesepartners.com.au
 www.marchesepartners.com.au
 Sydney · Brisbane · Melbourne · Canberra · Guangzhou
 ACN 098 552 151 ABN 20 098 552 151



CLIENT
 Ausbao


PROJECT
PROPOSED RESIDENTIAL DEVELOPMENT
AVON ROAD, PYMBLE

DRAWING TITLE FLOOR PLAN LEVEL RL+147			
SCALE 1:400 @ A1 1:800 @ A3	DATE 01.11.2012	DRAWN PS	CHECKED JB
JOB 12009	DRAWING MP 22.10	REVISION	X