

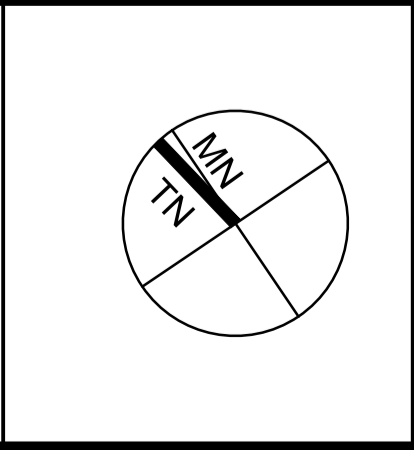
Note:
 - The landscape shown on the drawing is indicative only.
 For landscape design please refer to landscape architect drawings and documentation.



IMPORTANT NOTES:
 Do not scale from drawings. All dimensions to be checked on site before commencement of work. All discrepancies to be brought to the attention of the Architect. Larger scale drawings and written dimensions take preference. This drawing is copyright and the property of the author, and must not be retained, copied or used without the express authority of MARCHESE + PARTNERS INTERNATIONAL PTY. LTD.

REVISION	DATE	DESCRIPTION	BY
P	27.11.14	APPROVED BY LEC	PS
Q	27.02.15	FOR SECTION 34 CONFERENCE	PS
S	04.05.15	SUBMISSION TO LEC	PS
T	31.07.15	SUBMISSION TO LEC	PS
T (revised)	04.09.15	SUBMISSION TO LEC	PS
U	11.12.15	SUBMISSION TO LEC	PS
V	22.06.16	ISSUED FOR SECTION 75W APPLICATION	AK

NO. 10A
 NO. 10B
 NO. 10C
 NO. 10D
 NO. 10E
 NO. 10F
 NO. 10G
 NO. 10H
 NO. 10I
 NO. 10J
 NO. 10K
 NO. 10L
 NO. 10M
 NO. 10N
 NO. 10O
 NO. 10P
 NO. 10Q
 NO. 10R
 NO. 10S
 NO. 10T
 NO. 10U
 NO. 10V
 NO. 10W
 NO. 10X
 NO. 10Y
 NO. 10Z

marchesepartners
 Marchese Partners International Pty Ltd
 Level 1, 53 Walker Street, North Sydney, NSW 2060 Australia
 P +61 2 9922 4375 F +61 2 9929 5786 E info@marchesepartners.com.au
 www.marchesepartners.com.au
 Sydney · Brisbane · Melbourne · Canberra · Guangzhou
 ACN 098 552 151 ABN 20 098 552 151



CLIENT
 Ausbao


PROJECT
PROPOSED RESIDENTIAL DEVELOPMENT
 AVON ROAD, PYMBLE

DRAWING TITLE			
FLOOR PLAN LEVEL RL+141			
SCALE 1:400 @ A1 1:800 @ A3	DATE 01.11.2012	DRAWN PS	CHECKED JB
JOB 12009	DRAWING MP 22.08	REVISION V	