(i) Water	Show on DA plans	Show on CC/CDC plans & specs	Certifier check
(a) The applicant must comply with the commitments listed below in carrying out the development of a dwelling listed in a table below.			
(b) The applicant must plant indigenous or low water use species of vegetation throughout the area of land specified for the dwelling in the "Indigenous species" column of the table below, as private landscaping for that dwelling. (This area of indigenous vegetation is to be contained within the "Area of garden and lawn" for the dwelling specified in the "Description of Project" table).	✓	✓	
(c) If a rating is specified in the table below for a fixture or appliance to be installed in the dwelling, the applicant must ensure that each such fixture and appliance meets the rating specified for it.		✓	✓
(d) The applicant must install an on demand hot water recirculation system which regulates all hot water use throughout the dwelling, where indicated for a dwelling in the "HW recirculation or diversion" column of the table below.		✓	✓
(e) The applicant must install:			
(aa) a hot water diversion system to all showers, kitchen sinks and all basins in the dwelling, where indicated for a dwelling in the "HW recirculation or diversion" column of the table below; and		✓	✓
(bb) a separate diversion tank (or tanks) connected to the hot water diversion systems of at least 100 litres. The applicant must connect the hot water diversion tank to all toilets in the dwelling.		✓	✓
(e) The applicant must not install a private swimming pool or spa for the dwelling, with a volume exceeding that specified for it in the table below.	✓	✓	
(f) If specified in the table, that pool or spa (or both) must have a pool cover or shading (or both).		✓	
(g) The pool or spa must be located as specified in the table.	✓	✓	
(h) The applicant must install, for the dwelling, each alternative water supply system, with the specified size, listed for that dwelling in the table below. Each system must be configured to collect run-off from the areas specified (excluding any area which supplies any other alternative water supply system), and to divert overflow as specified. Each system must be connected as specified.	✓	✓	✓

	Fixtures					Appliances		Individual pool				Individual spa		
Dwelling no.	All shower-heads	All toilet flushing systems	All kitchen taps	All bathroom taps	HW recirculation or diversion	All clothes washers	All dish-washers	Volume (max volume)	Pool cover	Pool location	Pool shaded	Volume (max volume)	Spa cover	Spa shaded
e504	3 star (> 4.5 but <= 6 L/min)	3 star	4 star	4 star	no	-	3 star	-	-	-	-	-	-	-
wG05, wG06	3 star (> 4.5 but <= 6 L/min)	3 star	4 star	4 star	no	-	3 star	-	-	-	-	-	-	-

	Fixtures					Appliances		Individual pool				Individual spa		
Dwelling no.	All shower-heads	All toilet flushing systems	All kitchen taps	All bathroom taps	HW recirculation or diversion	All clothes washers	All dish-washers	Volume (max volume)	Pool cover	Pool location	Pool shaded	Volume (max volume)	Spa cover	Spa shaded
All Dwellings	3 star (> 4.5 but <= 6 L/min)	3 star	4 star	4 star	no	-	3 star	-	-	-	-	-	-	-

	Hot water	Bathroom ventilation system		Kitchen ventilation system		Laundry ventilation system	
Dwelling no.	Hot water system	Each bathroom	Operation control	Each kitchen	Operation control	Each laundry	Operation control
All dwellings	central hot water system 1	individual fan, ducted to façade or roof	manual switch on/off	individual fan, ducted to façade or roof	manual switch on/off	individual fan, ducted to façade or roof	manual switch on/off

	Cooling		Heating		Artificial lighting						Natural lighting	
Dwelling no.	living areas	bedroom areas	living areas	bedroom areas	No. of bedrooms &/or study	No. of living &/or dining rooms	Each kitchen	All bathrooms/ toilets	Each laundry	All hallways	No. of bathrooms &/or toilets	Main kitchen
e502	1-phase airconditioning 1 Star (new rating) (zoned)	1-phase airconditioning 1 Star (new rating) (zoned)	1-phase airconditioning 1 Star (new rating) (zoned)	1-phase airconditioning 1 Star (new rating) (zoned)	3	2	no	no	no	yes	0	no
e501, e503, e504	1-phase airconditioning 1 Star (new rating) (zoned)	1-phase airconditioning 1 Star (new rating) (zoned)	1-phase airconditioning 1 Star (new rating) (zoned)	1-phase airconditioning 1 Star (new rating) (zoned)	3	2	no	no	no	yes	0	yes
eG02, wG03, wG04, wG05	1-phase airconditioning 1 Star (new rating) (zoned)	1-phase airconditioning 1 Star (new rating) (zoned)	1-phase airconditioning 1 Star (new rating) (zoned)	1-phase airconditioning 1 Star (new rating) (zoned)	1	2	no	no	no	yes	0	yes
e102, e103, e202, e203, eG01, w103, w104, w203, w204	1-phase airconditioning 1 Star (new rating) (zoned)	1-phase airconditioning 1 Star (new rating) (zoned)	1-phase airconditioning 1 Star (new rating) (zoned)	1-phase airconditioning 1 Star (new rating) (zoned)	2	2	no	no	no	yes	0	no

	Cooling		Heating		Artificial lighting						Natural lighting	
Dwelling no.	living areas	bedroom areas	living areas	bedroom areas	No. of bedrooms &/or study	No. of living &/or dining rooms	Each kitchen	All bathrooms/ toilets	Each laundry	All hallways	No. of bathrooms &/or toilets	Main kitchen
Remaining Apartments	1-phase airconditioning 1 Star (new rating) (zoned)	1-phase airconditioning 1 Star (new rating) (zoned)	1-phase airconditioning 1 Star (new rating) (zoned)	1-phase airconditioning 1 Star (new rating) (zoned)	2	2	no	no	no	yes	0	yes

	Individual pool		Individual spa		Appliances & other efficiency measures							
Dwelling no.	Pool heating system	Timer	Spa heating system	Timer	Kitchen cooktop/oven	Refrigerator	Well ventilated fridge space	Dishwasher	Clothes washer	Clothes dryer	Indoor or sheltered clothes drying line	Private outdoor or unsheltered clothes drying line
All dwellings	-	-	-	-	gas cooktop & electric oven	-	no	3 star	-	-	no	no

Common area	Showerheads rating	Toilets rating	Taps rating	Clothes washers rating
All common areas	no common facility	3 star	4 star	no common laundry facility

	Common area ventilation system		Common area lighting		
Common area	Ventilation system type	Ventilation efficiency measure	Primary type of artificial lighting	Lighting efficiency measure	Lighting control system/BMS
Car park (Motion Sensor Lights > 40%)	ventilation exhaust only	carbon monoxide monitor + VSD fan	fluorescent	motion sensors	No
Car park (Safety Lights < 60%)	ventilation exhaust only	carbon monoxide monitor + VSD fan	fluorescent	none	No
Lift car (No. 1)	-	-	compact fluorescent	connected to lift call button	No
Lift car (No. 2)	-	-	compact fluorescent	connected to lift call button	No
Switch rooms	ventilation supply only	thermostatically controlled	fluorescent	manual on / manual off	No
Garbage room	ventilation exhaust only	-	fluorescent	manual on / manual off	No
Storage and plant (basement)	ventilation exhaust only	none ie. continuous	fluorescent	manual on / manual off	No
Storage and plant (ground level)	ventilation (supply + exhaust)	none ie. continuous	fluorescent	manual on / manual off	No
Hall/lobby (Basements)	ventilation supply only	none ie. continuous	compact fluorescent	none	No
Hall/lobby (Non-basements)	no mechanical ventilation	-	compact fluorescent	none	No

BCA
Clauses Architectural Detail Design Statements for New Works:

B1.4(h) Materials and form of construction to comply with
Concrete AS 3600
Masonry AS 3700
Steel AS 4100

C1.10 Fire Hazard Properties Detailed design to provide for fire hazard properties of materials utilised to comply with BCA Specification
C1.10 Spec C1.10 and C1.10a
C2.6 Spandrel Separation Detailed design for new works to provide for vertical separation of openings in accordance with BCA Clause C2.6
C2.12 Separation of equipment Detailed design for new works to provide for separation of equipment as appropriate in accordance with BCA Clause C2.12 and AS1905.1
C2.13 Separation of Equipment Detailed design for new works to provide for separation of equipment in accordance with BCA Clause C2.13
Spec C1.1 and Spec C3.4
C3.4 Protection of Openings Where protection is required detailed design to provide for protection of openings in accordance with BCA Clause C3.4
C3.12+ Openings in Floors + Ceilings for Services Detailed design to
C3.15 provide for fire sealing of penetrations as appropriate in accordance with BCA Clauses C3.12 &
C3.15 Spec C1.1 Fire Resisting Construction Detailed design to provide for fire resistance levels as appropriate to comply with BCA Specification C1.1 Table ### and AS1530.4
D1.6 Dimensions of Exits + Paths of Travel to Exits Detailed design to provide for dimensions of exits + paths of travel to exits in accordance with BCA Clause D1.6 Unobstructed height at doors 1980mm minimum, unobstructed width of doorways accessible to the public 1m minimum per NSW D1.6, unobstructed width of travel to required exits 1m minimum
D2.7 Installations in Exits and Paths of Travel Detailed design to provide for installations located in exits + paths of travel to comply with Clause D2.7
D2.15 Thresholds Detailed design to provide for thresholds to comply with BCA Clause D2.15 + NSW D2.15
D2.16 Balustrades Detailed design to provide for balustrades designed in accordance with BCA clauses D2.16 + NSW D2.16
D2.17 Handrails Detailed design to provide for handrails in accordance with BCA Clause D2.17
D2.19 Doorways + doors Detailed design of all doorways serving as required exits or forming part of a required exit to comply with clause D2.19 + NSW D2.19
D2.20 Swinging Doors All swingdng doors in a required exit to comply with BCA clause D2.20 + NSW D2.20
D2.21 Operation of Latch Detailed design to provide for all doors in a required exit or path of travel to have hardware, including panic bars to public areas to comply with BCA Clause D2.21 + NSW D2.21
D2.23 Signs on Doors Detailed design to provide for signage to fire doors in accordance with BCA Clause D2.23
D2.101 Doors in a path of travel in an entertainment venue as per D2.19
D3.2 General Building Access Requirements Detailed design to provide for requirements for general access to comply with BCA Clause D3.2 and AS1428.1. New doorways must have an unobstructed opening of not less than 800mm, and a AS1428.1 compliant path of travel must be provided and must not incorporate any change in level greater than 5mm
D3.6 Identification of Accessible Facilities Detailed design to provide for signage for accessible facilities to comply with BCA Clause D3.6, Specification D3.6 and AS1428.1
D3.8 Tactile Indicators Detailed design to provide for tactile indicators to comply with BCA Clause D3.8 + AS1428.4
E1.3 Hydrant System Sub contract for new works to comply with BCA Clause E1.3 + AS 2419.1 See Note 1
E1.4 Hose Reel System Subcontract for new works to comply with BCA Clause E1.4 + AS 2441 See Note 1
E1.6 Portable fire extinguishers Provision of portable fire extinguishers to comply with BCA Clause E1.6 + AS 2444 See Note1
E4.2/E4.4 Emergency Lighting New works to provide for new works to comply with BCA Clause E4.2/E4.4 and AS NZS2293.1 See Note 1
E4.5/E4.6 Exit Signs New works to provide for new works to +E4.8 comply with BCA Clause E4.5/E4.6/E4.8 and AS / NZS2293.1 See Note 1
F1.1 Stormwater Drainage New works to comply with BCA Clause F1.1
See Note 1
F1.7 Water Proofing of wet areas of building Detailed design for new works to provide for waterproofing of wet areas as appropriate to comply with BCA Clause F1.7 and AS3740

Note 1: All BCA service requirements to be confirmed and documented by specialist consultants. Refer to services specialist consultants for detailed requirements

NSW H101.16 Storerooms Detailed design for new work to provide for fire separation of storerooms in accordance with BCA NSW H101.16 and AS1905.1
NSW H101.19.1 Fire Separation of Main Switchboard provide for main switchboard to comply with BCA NSW H101.19.1
NSW H101.19.2 Circuit Protection provide for circuit protection to comply with BCA NSW H101.19.2
NSW H101.19.3 Separate Sub-Mains provide for separate sub mains to comply with BCA NSW H101.19.3
NSW H101.20.1 Lighting switches provide for lighting switches to be protected from public access to comply with BCA NSW H101.20.1
NSW H101.20.2 Lighting Levels provide for emergency lighting levels to comply with BCA NSW H101.20.2

BCA
Clauses Architectural Detail Design Statements for
New Works:

F1.10 Damp Proofing of Floors on Ground Detail design for new works to provide for damp proofing of new floors on ground to comply with BCA F1.10 + AS2870
F1.11 Provision of Floor Wastes Class 2, 3 + 4 Buildings: Detail design of new works to provide floor wastes to comply with BCA F1.11
F2.4 Facilities for People with Disabilities Sanitary facilities for people with disabilities provided to comply with clause F2.4 + AS 1428.1
F2.5 Construction of Sanitary Compartments Detail design for new works to provide for sanitary compartments with doors and partitions to comply with clause F2.5
F4.4 Artificial Light New works to provide for artificial light to comply with BCA F4.4 + AS NZS 1680.0 See Note 1
F4.5 Mechanical Ventilation New works to provide for mechanical ventilation to comply with BCA F4.5 + AS 1668.2 See Note 1

G1.2 Refrigerated Chambers Detail design for new works to provide for new refrigerated chambers to comply with BCA G1.2 See Note 1

Section J Energy Efficiency Detailed design to provide for energy efficiency in accordance with BCA Section J

Section H Part H101: Places of Public Entertainment
NSW H101.16 Storerooms Detailed design for new work to provide for fire separation of storerooms in accordance with BCA NSW H101.16 and AS1905.1
NSW H101.19.1 Fire Separation of Main Switchboard New works to provide for main switchboard to comply with BCA NSW H101.19.1
NSW H101.19.2 Circuit Protection New works to provide for circuit protection to comply with BCA NSW H101.19.2
NSW H101.19.3 Separate Sub-Mains New works to provide for separate sub mains to comply with BCA NSW H101.19.3
NSW H101.20.1 Lighting switches New works to provide for lighting switches to be protected from public access to comply with BCA NSW H101.20.1
NSW H101.20.2 Lighting Levels New works to provide for emergency lighting levels and lighting types to comply with BCA NSW H101.20.2

Section J Energy Efficiency Detailed design to provide for energy efficiency in accordance with BCA Section J
Part J1 Building Fabric: new building fabric properties in accordance with Part J1
Part J2 External Glazing: in accordance with BCA
Required SHGC 0.72 or better, U value 5.6 or better
Part J3 Building Sealing: only applies in climate zones 4-8
Part J4 Air Movement: repealed
Part J5 Air-Conditioning: no change from existing
Part J6 Artificial Lighting + Power: no change from existing
Part J7 Hot Water Supply: no change from existing
Part J8 Access for Maintenance: no change from existing

Section J Energy Efficiency Detailed design to provide for energy efficiency in accordance with BCA Section J
Part J1 Building Fabric: new building fabric properties in accordance with Part J1
Part J2 External Glazing: in accordance with BCA
Required SHGC 0.72 or better, U value 5.6 or better
Part J3 Building Sealing: external windows and doors to be sealed in accordance with Part J3 requirements
Part J4 Air Movement: as required by Part F4 (proposed works are in Climate Zone 6)

Part J5 Air-Conditioning: to specialist consultant's statement
Part J6 Artificial Lighting + Power: to specialist consultant's statement
Part J7 Hot Water Supply: in accordance with Part J7
Part J8 Access for Maintenance: in accordance with Part J8

- GENERAL INFORMATION PLANS	
Sheet Number	Sheet Name
A-00-A	SITE PLAN
A-000-A	COVER SHEET
A-11A-2101-A	BASEMENT 02 FLOOR PLAN
A-11A-2102-A	BASEMENT 01 FLOOR PLAN
A-11A-2103-A	GROUND FLOOR PLAN
A-11A-2104-A	LEVEL 01 FLOOR PLAN
A-11A-2105-A	LEVEL 02 FLOOR PLAN
A-11A-2106-A	LEVEL 03 FLOOR PLAN
A-11A-2107-A	LEVEL 04 FLOOR PLAN
A-11A-2108-A	LEVEL 05 FLOOR PLAN
A-11A-2109-A	ROOF PLAN
A-11A-3001-A	SOUTH ELEVATION
A-11A-3002-A	NORTH ELEVATION
A-11A-3003-A	WEST ELEVATION
A-11A-3004-A	EAST ELEVATION

©2007 AUSTRALIAN CONSULTANT ARCHITECTS PTY LTD

AUSTRALIAN CONSULTING ARCHITECTS P/L are the owners of the copyright subsisting
in these drawings plans designs and specifications. They must not
information ideas and concepts therein contained (which are confidential)
be used reproduced or copied in whole or in part nor may the
be disclosed to any person without prior written consent of the owners.

NOTES:

1. DO NOT SCALE THE DRAWING, READ ALL DIMENSIONS SHOWN.
2. THE CONTRACTOR SHALL CHECK AND VERIFY ALL DIMENSIONS BEFORE COMMENCING NEW WORK, AND SHALL ASK IF IN DOUBT
3. THE CONTRACTOR SHALL COMPLY WITH ALL RELEVANT AUSTRALIAN STANDARDS
4. THE CONTRACTOR SHALL COMPLY WITH "THE BUILDING CODE OF AUSTRALIA" BCA
5. PLEASE NOTE THAT GROUND LEVELS MAY VARY DUE TO SITE CONDITIONS.

ISSUE	AMENDMENTS	DATE
A	ISSUED FOR SECTION 79/R	2013.08.27

PUTNEY HILL
NATURAL NEIGHBOURHOOD LIVING

FRASERS PROPERTY

Level 5,
79 Victoria Avenue
Chatswood NSW 2067
Telephone +61 2 9417 5420
Facsimile +61 2 9417 5337
Email email@hennyandhymas.com.au
Web www.hennyandhymas.com.au
henny&hymas

TAYLOR
CONSTRUCTION GROUP

australian consulting architects
T +61 2 9635 5211 F + 61 2 9635 5199
Level 1.12 union street parramatta nsw 2150

project:	PUTNEY HILL STAGE 01	A-000-A
client:	TAYLOR CONSTRUCTION GROUP	
scale: 1 : 100 @ A1	RESIDENTIAL FLAT BUILDING	
DATE:		
drawn: Author / checked: Checker	job no: 2012-37	COVER SHEET

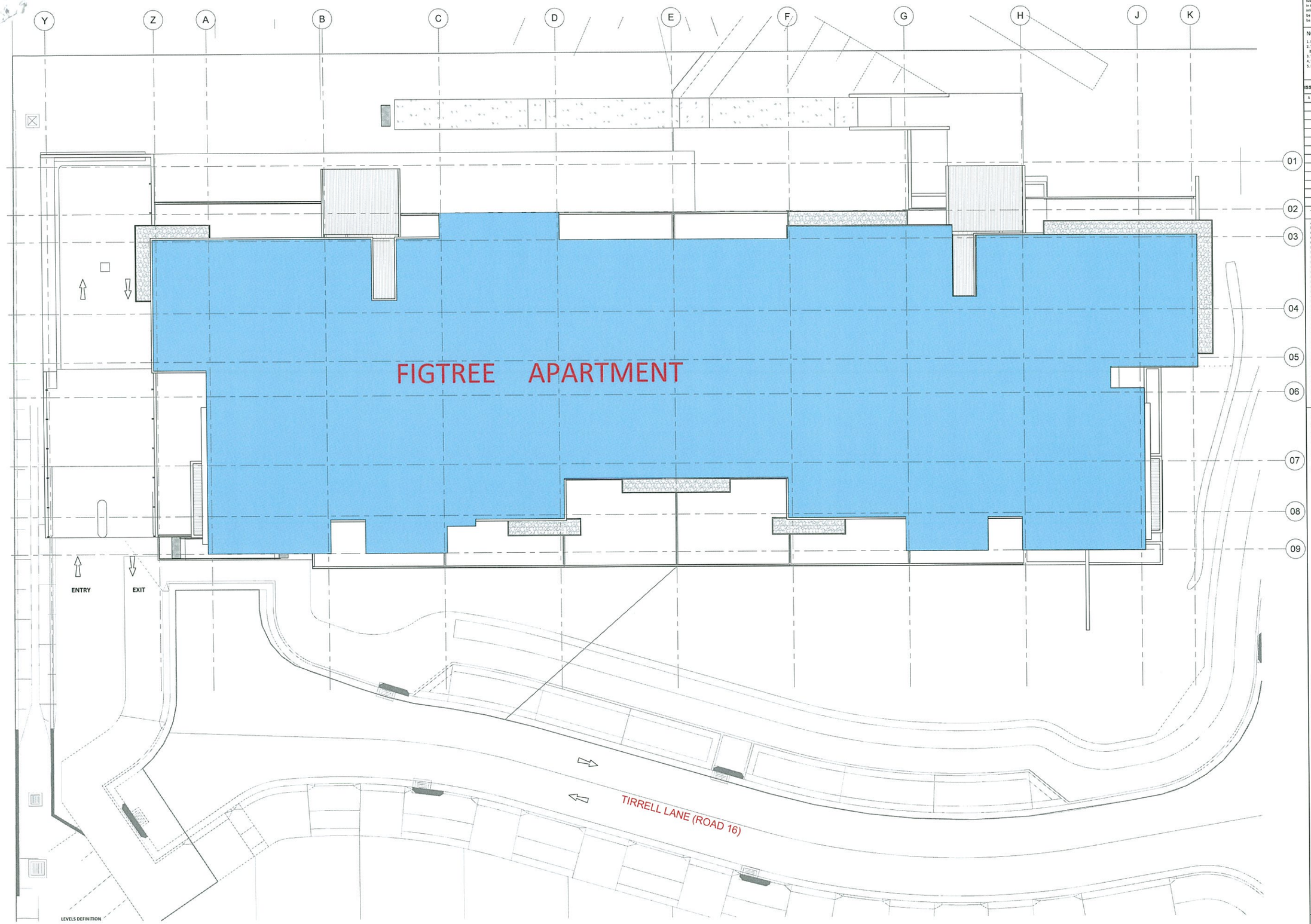

LEVELS DEFINITION

RL	RELATIVE LEVEL
SFL	STRUCTURAL FINISH LEVEL
FFL	FINISH FLOOR LEVEL & SFL FOR BASEMENT 01 &02
FDL	FLOOR DATUM LEVEL 0.00mm= RL
AFDL	ABOVE FLOOR DATUM LEVEL

RESIDENTIAL WALL TYPES

- ALL WALLS ARE SHEETED FULL HEIGHT,FROM FLOOR SLAB TO UNDERSIDE OF SLAB OVER.
- ALL WALL TYPES SHOWN ARE NON-LOADBEARING
- FIRE RESISTING CONSTRUCTION DETAILED DESIGN TO PROVIDE FOR FIRE RESISTANCE LEVELS AS APPROPRIATE TO COMPLY WITH BCA SPECIFICATION C1.1 TABLE 3 OF 2012 AND AS1530.4.
- ACOUSTIC INSULATION REQUIREMENTS TO COMPLY WITH BCA CLAUSE F5.5e(i): OF 2012 AND COUNCIL REQUIREMENTS ALSO REEFER TO ACOUSTIC REPORT FOR DETAILS.
- REFER TO BASIX REPORT FOR THERMAL INSULATION

GENERAL NOTES:

-THIS DWG IS TO BE READ IN CONJUNCTION WITH STRUCTURAL & SERVICES CONSULTANTS DOCUMENTATION.
-FROSTED GLASSES TO ALL BATHROOM WINDOWS

MASONRY WALLS:

-UNLESS NOTED OTHERWISE MASONRY WALLS ARE TO BE CONSTRUCTED FULL HEIGHT,SLAB TO SLAB. REFER STRUCTURAL ENGINEER'S DOCUMENTS FOR BLOCKWORK REINFORCEMENT,RESTRAINTS,CONTROL JOINTS ETC.
-REFER TO SECTION DETAILS FOR ALIGNMENT OF MASONRY WALLS WITH THE FACE OF CONCRETE SLABS EDGE

©2007 AUSTRALIAN CONSULTANT ARCHITECTS PTY LTD

AUSTRALIAN CONSULTING ARCHITECTS P/L are the owners of the copyright subsisting
in these drawings plans designs and specifications. They must not
information ideas and concepts therein contained (which are confidential)
be used reproduced or copied in whole or in part nor may the
be disclosed to any person without prior written consent of the owners.

NOTES:

1. DO NOT SCALE THE DRAWING, READ ALL DIMENSIONS SHOWN.
2. THE CONTRACTOR SHALL CHECK AND VERIFY ALL DIMENSIONS BEFORE COMMENCING NEW WORK, AND SHALL ASK IF IN DOUBT
3. THE CONTRACTOR SHALL COMPLY WITH ALL RELEVANT AUSTRALIAN STANDARDS
4. THE CONTRACTOR SHALL COMPLY WITH "THE BUILDING CODE OF AUSTRALIA" BCA
5. PLEASE NOTE THAT GROUND LEVELS MAY VARY DUE TO SITE CONDITIONS.

ISSUE	AMENDMENTS	DATE
A	ISSUED FOR SECTION 75/R	2022.09.27

TYPICAL LEVEL KEY LEGEND

AC	- AIR CONDITIONING
BOL	- BOLLARD
CC	- CONCRETE COLUMN
COMMS	- COMMUNICATION CUPBOARD
C.P.E.R	- CAR PARK EXHAUST RISER
DP	- DOWN PIPE
DP UN	- DOWN PIPE UNDER
ELE	- ELECTRICAL CUPBOARD
EG	- EXHAUST GRILLE
EX	- EXIT (FIRE)
FCP	- FIRE CONTROL PANEL
FH	- FIRE HYDRANT
FHR	- FIRE HOSE REEL
FS	- FIRE STAIRS
FW	- FLOOR WASTE
GE	- GARBAGE EXHAUST
H	- HYDRAULIC ZONE
LB	- LETTER BOX
LGR02	- EXHAUST VENTS TO FACADES
LS	- LOBBY AIR SUPPLY
M	- MECHANICAL
MDR	- METAL DECK ROOF
NBN	- NATIONAL BRODBAND NETWORK
MIR	- MIRROR
OA	- OUTSIDE AIR
REF. RISER	- REFFRIDGERANT RISER
RWO	- RAIN WATER OUTLET
SE	- SMOKE EXHAUST
Sim	- SIMILAR
SP	- SPITTER
SV	- SMOKE VENT
SWP	- STORMWATER PIT
SWTR	- STORMWATER RETENTION
TOP	- TOP OF WALL
WR	- WARDROBE
WIR	- WALK IN WARDROBE

FLOOR FINISHES

BMF	- BAMBO FLOORING
CPT	- CARPET
CPT1	- CARPET/LIVING,BEDROOMS & CERCULATION AREAS
CPT3	- CORRIDOR CARPET
CT#	- CERAMIC TILE FLOOR
CFT1	- FLOOR TILE/UNIT ENTRY,KITCHEN,LD'Y AND BATHROOMS
CFT2	- BALCONY TILES/ EXTERNAL GROUND FLOOR
CFT3	- VETRIFIED FLOOR TILE / LOBBY INTERNAL
CFT4	- VETRIFIED FLOOR TILE / LOBBY EXTERNAL
STF	- STONE FLOOR
TMD	- RECONSTITTED TIMBER DECK
SEA	- CONCRETE SEALANT FINISH
STF1	- STONE FLOOR/ ENTRY THRESHOLD

PUTNEY HILL
NATURAL NEIGHBOURHOOD LIVING

FRASERS PROPERTY

Level 5,
79 Victoria Avenue
Chatswood NSW 2067

Telephone
+61 2 9417 8400
Facsimile
+61 2 9417 8337
Email
email@thoursavt.com.au
Web
www.henryandhymas.com.au

henry&hymas

TAYLOR
CONSTRUCTION GROUP

TRUE

australian consulting architects
T +61 2 9635 5211 F + 61 2 9635 5199
Level 1.12 union street parramatta nsw 2150

project:	PUTNEY HILL STAGE 01	A-00-A
client:	TAYLOR CONSTRUCTION GROUP	
scale: 1: 100 @ A1	RESIDENTIAL FLAT BUILDING	
DATE:		
drawn: AT / checked: AT	job no: 2022-57 — SITE PLAN	

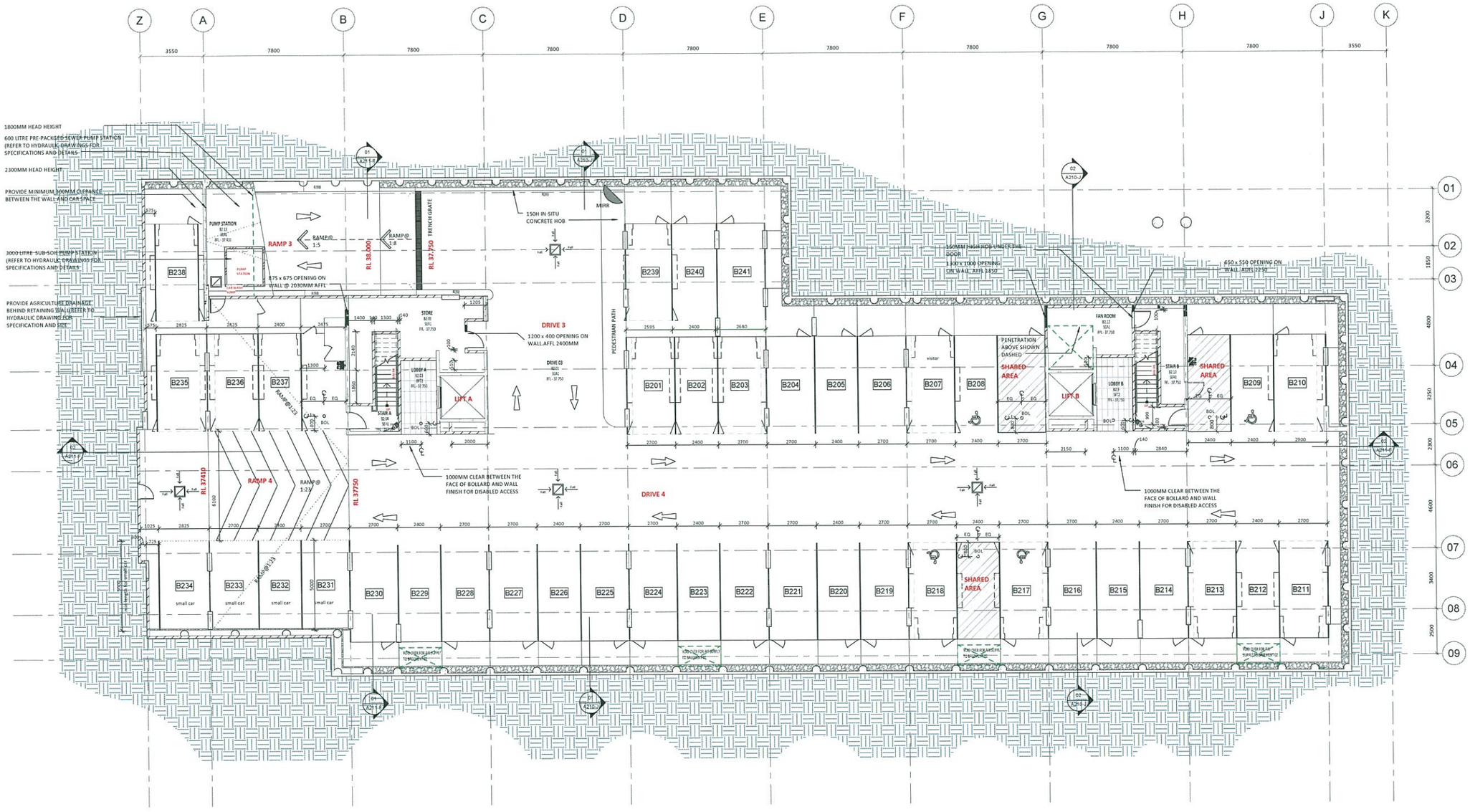

LEVELS DEFINITION

RL	RELATIVE LEVEL
SFL	STRUCTURAL FINISH LEVEL
FFL	FINISH FLOOR LEVEL & SFL FOR BASEMENT 01 &02
FDL	FLOOR DATUM LEVEL 0.00mm= RL
AFDL	ABOVE FLOOR DATUM LEVEL

RESIDENTIAL WALL TYPES

- ALL WALLS ARE SHEETED FULL HEIGHT,FROM FLOOR SLAB TO UNDERSIDE OF SLAB OVER.
- ALL WALL TYPES SHOWN ARE NON-LOADBEARING
- FIRE RESISTING CONSTRUCTION DETAILED DESIGN TO PROVIDE FOR FIRE RESISTANCE LEVELS AS APPROPRIATE TO COMPLY WITH BCA SPECIFICATION C1.1 TABLE 3 OF 2012 AND AS1530.4.
- ACOUSTIC INSULATION REQUIREMENTS TO COMPLY WITH BCA CLAUSE F5.5(d)1 OF 2012 AND COUNCIL REQUIREMENTS ALSO REFER TO ACOUSTIC REPORT FOR DETAILS.
- REFER TO BASIX REPORT FOR THERMAL INSULATION

GENERAL NOTES:

-THIS DWG IS TO BE READ IN CONJUNCTION WITH STRUCTURAL & SERVICES CONSULTANTS DOCUMENTATION.
-FROSTED GLASSES TO ALL BATHROOM WINDOWS

MASONRY WALLS:

-UNLESS NOTED OTHERWISE MASONRY WALLS ARE TO BE CONSTRUCTED FULL HEIGHT,SLAB TO SLAB. REFER STRUCTURAL ENGINEER'S DOCUMENTS FOR BLOCKWORK REINFORCEMENT,RESTRAINTS,CONTROL JOINTS ETC.
-REFER TO SECTION DETAILS FOR ALIGNMENT OF MASONRY WALLS WITH THE FACE OF CONCRETE SLABS EDGE

©2007 AUSTRALIAN CONSULTANT ARCHITECTS PTY LTD

AUSTRALIAN CONSULTING ARCHITECTS P/L are the owners of the copyright subsisting
in these drawings plans designs and specifications. They must not
information ideas and concepts therein contained (which are confidential)
be used reproduced or copied in whole or in part nor may the
be disclosed to any person without prior written consent of the owners.

NOTES:

1. DO NOT SCALE THE DRAWING, READ ALL DIMENSIONS SHOWN
2. THE CONTRACTOR SHALL CHECK AND VERIFY ALL DIMENSIONS BEFORE COMMENCING NEW WORK, AND SHALL ASK IF IN DOUBT
3. THE CONTRACTOR SHALL COMPLY WITH ALL RELEVANT AUSTRALIAN STANDARDS
4. THE CONTRACTOR SHALL COMPLY WITH "THE BUILDING CODE OF AUSTRALIA" BCA
5. PLEASE NOTE THAT GROUND LEVELS MAY VARY DUE TO SITE CONDITIONS.

ISSUE	AMENDMENTS	DATE
A	ISSUED FOR SECTION 73B	2013.09.27

TYPICAL LEVEL KEY LEGEND

AC	- AIR CONDITIONING
BOL	- BOLLARD
CC	- CONCRETE COLUMN
COMMS	- COMMUNICATION CUPBOARD
C.P.E.R	- CAR PARK EXHAUST RISER
DP	- DOWN PIPE
DP UN	- DOWN PIPE UNDER
ELE	- ELECTRICAL CUPBOARD
EG	- EXHAUST GRILLE
EX	- EXIT (FIRE)
FCP	- FIRE CONTROL PANEL
FH	- FIRE HYDRANT
FHR	- FIRE HOSE REEL
FS	- FIRE STAIRS
FW	- FLOOR WASTE
GE	- GARBAGE EXHAUST
H	- HYDRAULIC ZONE
LB	- LETTER BOX
LGR02	- EXHAUST VENTS TO FACADES
LS	- LOBBY AIR SUPPLY
M	- MECHANICAL
MDR	- METAL DECK ROOF
NBN	- NATIONAL BROADBAND NETWORK
MIR	- MIRROR
OA	- OUTSIDE AIR
REF. RISER	- REFRIDGERANT RISER
RWO	- RAIN WATER OUTLET
SE	- SMOKE EXHAUST
Sim	- SIMILAR
SP	- SPITTER
SV	- SMOKE VENT
SWP	- STORMWATER PIT
SWTR	- STORMWATER RETENTION
TOP	- TOP OF WALL
WR	- WARDROBE
WIR	- WALK IN WARDROBE

FLOOR FINISHES

BMF	- BAMBO FLOORING
CPT	- CARPET
CPT1	- CARPET/LIVING,BEDROOMS & CERCULATION AREAS
CPT3	- CORRIDOR CARPET
CTF	- CERAMIC TILE FLOOR
CFT1	- FLOOR TILE/UNIT ENTRY,KITCHEN,LDY AND BATHROOMS
CFT2	- BALCONY TILES/ EXTERNAL GROUND FLOOR
CFT3	- VETRIFIED FLOOR TILE / LOBBY INTERNAL
CFT4	- VETRIFIED FLOOR TILE / LOBBY EXTERNAL
STF	- STONE FLOOR
TMD	- RECONSTITTED TIMBER DECK
SEA	- CONCRETE SEALANT FINISH
STF1	- STONE FLOOR/ ENTRY THRESHOLD

PUTNEY HILL
NATURAL NEIGHBOURHOOD LIVING

FRASERS PROPERTY

Level 5,
79 Victoria Avenue
Chatswood NSW 2067
Telephone
+61 2 9417 9400
Facsimile
+61 2 9417 9337
Email
email@henryandhymas.com.au
Web
www.henryandhymas.com.au
henry&hymas

TAYLOR CONSTRUCTION GROUP

TRUE

australian consulting architects
T +61 2 9635 5211 F + 61 2 9635 5199
Level 1, 12 union street, parramatta nsw 2150

project:	PUTNEY HILL STAGE 01	A-11A-2101-A
client:	TAYLOR CONSTRUCTION GROUP	
scale: 1 : 100 @ A1	RESIDENTIAL FLAT BUILDING	
DATE:		
drawn: AT	job no: 2012-37	BASEMENT 02 FLOOR PLAN
checked: AT		

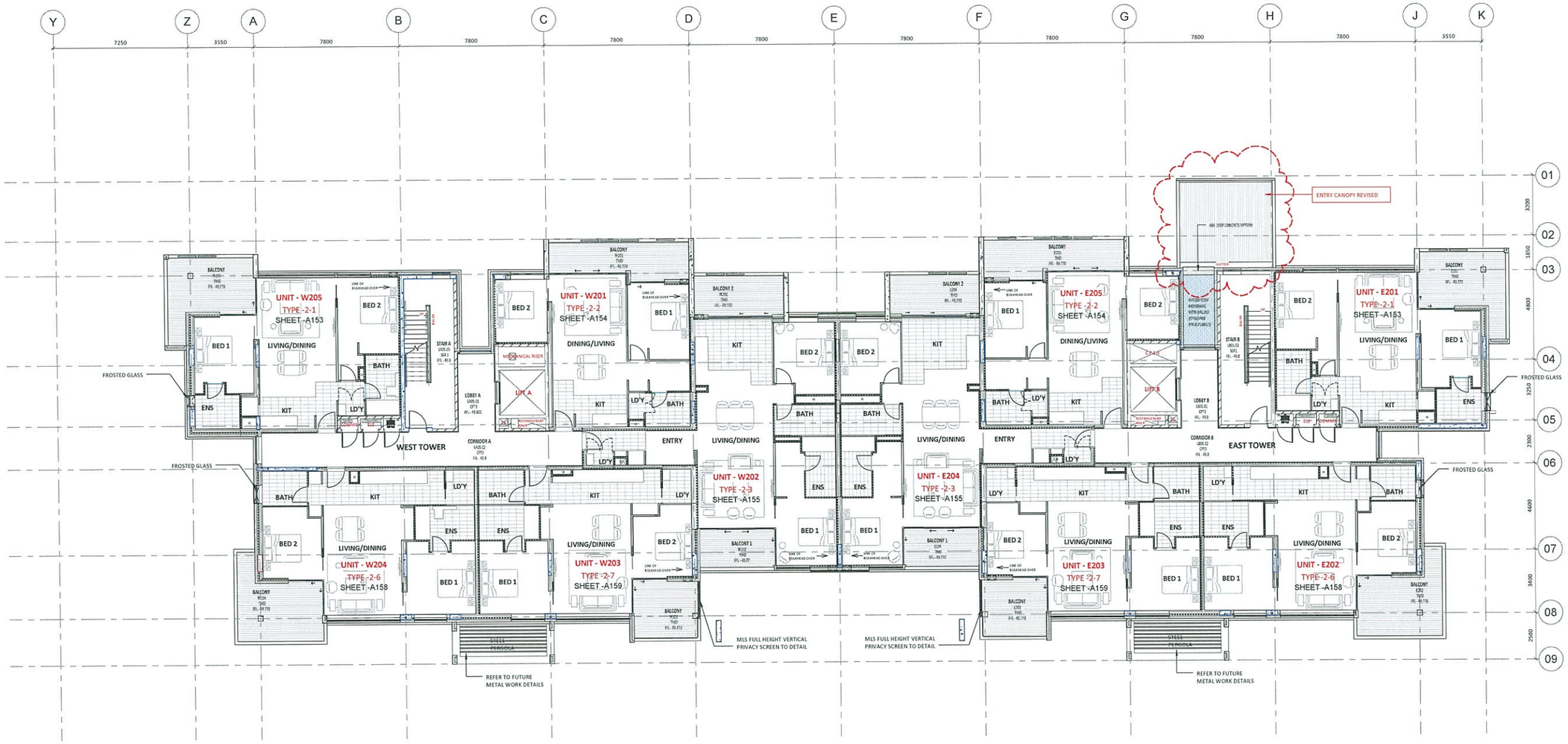

LEVELS DEFINITION

RL	RELATIVE LEVEL
SFL	STRUCTURAL FINISH LEVEL
FFL	FINISH FLOOR LEVEL & SFL FOR BASEMENT 01 & 02
FDL	FLOOR DATUM LEVEL 0.00mm= RL
AFDL	ABOVE FLOOR DATUM LEVEL

RESIDENTIAL WALL TYPES

- ALL WALLS ARE SHEETED FULL HEIGHT,FROM FLOOR SLAB TO UNDERSIDE OF SLAB OVER.
- ALL WALL TYPES SHOWN ARE NON-LOADBEARING
- FIRE RESISTING CONSTRUCTION DETAILED DESIGN TO PROVIDE FOR FIRE RESISTANCE LEVELS AS APPROPRIATE TO COMPLY WITH BCA SPECIFICATION C1.1 TABLE 3 OF 2012 AND AS1530.4.
- ACOUSTIC INSULATION REQUIREMENTS TO COMPLY WITH BCA CLAUSE F5.3e(3). OF 2012 AND COUNCIL REQUIREMENTS ALSO REFER TO ACOUSTIC REPORT FOR DETAILS.
- REFER TO BASIX REPORT FOR THERMAL INSULATION

GENERAL NOTES:

-THIS DWG IS TO BE READ IN CONJUNCTION WITH STRUCTURAL & SERVICES CONSULTANTS DOCUMENTATION.
-FROSTED GLASSES TO ALL BATHROOM WINDOWS

MASONRY WALLS:

-UNLESS NOTED OTHERWISE MASONRY WALLS ARE TO BE CONSTRUCTED FULL HEIGHT,SLAB TO SLAB. REFER STRUCTURAL ENGINEER'S DOCUMENTS FOR BLOCKWORK REINFORCEMENT,RESTRAINTS,CONTROL JOINTS ETC.
-REFER TO SECTION DETAILS FOR ALIGNMENT OF MASONRY WALLS WITH THE FACE OF CONCRETE SLABS EDGE

©2007 AUSTRALIAN CONSULTANT ARCHITECTS PTY LTD

AUSTRALIAN CONSULTING ARCHITECTS P/L are the owners of the copyright subsisting
in these drawings plans designs and specifications. They must not
information ideas and concepts therein contained (which are confidential)
be used reproduced or copied in whole or in part nor may the
be disclosed to any person without prior written consent of the owners.

NOTES:

1. DO NOT SCALE THE DRAWING, READ ALL DIMENSIONS SHOWN.
2. THE CONTRACTOR SHALL CHECK AND VERIFY ALL DIMENSIONS BEFORE COMMENCING NEW WORK, AND SHALL ASK IF IN DOUBT
3. THE CONTRACTOR SHALL COMPLY WITH ALL RELEVANT AUSTRALIAN STANDARDS
4. THE CONTRACTOR SHALL COMPLY WITH "THE BUILDING CODE OF AUSTRALIA" BCA
5. PLEASE NOTE THAT GROUND LEVELS MAY VARY DUE TO SITE CONDITIONS.

ISSUE	AMENDMENTS	DATE
A	ISSUED FOR SECTION 79W	2013.09.27

TYPICAL LEVEL KEY LEGEND

AC	- AIR CONDITIONING
BOL	- BOLLARD
CC	- CONCRETE COLUMN
COMMS	- COMMUNICATION CUPBOARD
C.P.E.R	- CAR PARK EXHAUST RISER
DP	- DOWN PIPE
DP UN	- DOWN PIPE UNDER
ELE	- ELECTRICAL CUPBOARD
EG	- EXHAUST GRILLE
EX	- EXIT (FIRE)
FCP	- FIRE CONTROL PANEL
FH	- FIRE HYDRANT
FHR	- FIRE HOSE REEL
FS	- FIRE STAIRS
FW	- FLOOR WASTE
GE	- GARBAGE EXHAUST
H	- HYDRAULIC ZONE
LB	- LETTER BOX
LGR02	- EXHAUST VENTS TO FACADES
LS	- LOBBY AIR SUPPLY
M	- MECHANICAL
MDR	- METAL DECK ROOF
NBN	- NATIONAL BRODBAND NETWORK
MIR	- MIRROR
OA	- OUTSIDE AIR
REF. RISER	- REFFRIDERANT RISER
RWO	- RAIN WATER OUTLET
SE	- SMOKE EXHAUST
Sim	- SIMILAR
SP	- SPITTER
SV	- SMOKE VENT
SWP	- STORMWATER PIT
SWTR	- STORMWATER RETENTION
TOP	- TOP OF WALL
WR	- WARDROBE
WIR	- WALK IN WARDROBE

FLOOR FINISHES

BMF	- BAMBO FLOORING
CPT	- CARPET
CPT1	- CARPET/LIVING,BEDROOMS & CERCULATION AREAS
CPT3	- CORRIDOR CARPET
CTF	- CERAMIC TILE FLOOR
CFT1	- FLOOR TILE/UNIT ENTRY,KITCHEN,LD'Y AND BATHROOMS
CFT2	- BALCONY TILES/ EXTERNAL GROUND FLOOR
CFT3	- VETRIFIED FLOOR TILE / LOBBY INTERNAL
CFT4	- VETRIFIED FLOOR TILE / LOBBY EXTERNAL
STF	- STONE FLOOR
TMD	- RECONSTITTED TIMBER DECK
SEA	- CONCRETE SEALANT FINISH
STF1	- STONE FLOOR/ ENTRY THRESHOLD

PUTNEY HILL
NATURAL NEIGHBOURHOOD LIVING

FRASERS PROPERTY

Level 6,
79 Victoria Avenue
Chatswood NSW 2067

Telephone
+61 2 9417 8400
Facsimile
+61 2 9417 8337
Email
email@hennyandhymas.com.au
Web
www.hennyandhymas.com.au

henry&hymas

TAYLOR
CONSTRUCTION GROUP

TRUE

australian consulting architects
T +61 2 9635 5211 F + 61 2 9635 5199
Level 1 ,12 union street parramatta nsw 2150

project:	PUTNEY HILL STAGE 01	A-11A-2105-A
client:	TAYLOR CONSTRUCTION GROUP	
scale: 1 :100 A3	RESIDENTIAL FLAT BUILDING	
DATE:		
drawn: at / checked: at	job no: 2012-37	LEVEL 02 FLOOR PLAN

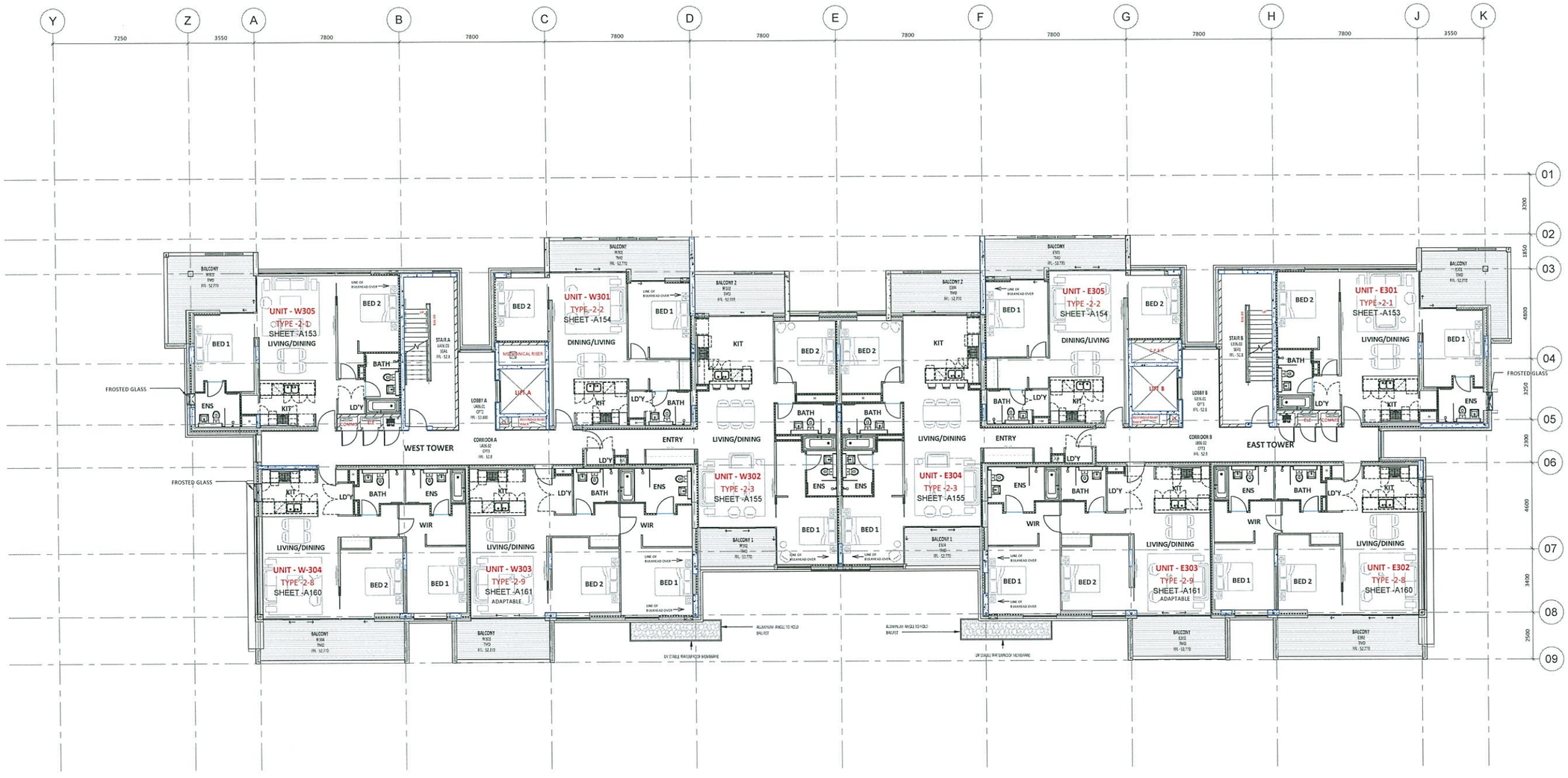

LEVELS DEFINITION

RL	RELATIVE LEVEL
SFL	STRUCTURAL FINISH LEVEL
FFL	FINISH FLOOR LEVEL & SFL FOR BASEMENT 01 &02
FDL	FLOOR DATUM LEVEL 0.00m=+ RL
AFDL	ABOVE FLOOR DATUM LEVEL

RESIDENTIAL WALL TYPES

- ALL WALLS ARE SHEETED FULL HEIGHT,FROM FLOOR SLAB TO UNDERSIDE OF SLAB OVER.
- ALL WALL TYPES SHOWN ARE NON-LOADBEARING
- FIRE RESISTING CONSTRUCTION DETAILED DESIGN TO PROVIDE FOR FIRE RESISTANCE LEVELS AS APPROPRIATE TO COMPLY WITH BCA SPECIFICATION C1.1 TABLE 3 OF 2012 AND AS1530.4.
- ACOUSTIC INSULATION REQUIREMENTS TO COMPLY WITH BCA CLAUSE F5.5a(ii) OF 2012 AND COUNCIL REQUIREMENTS ALSO REEFER TO ACOUSTIC REPORT FOR DETAILS.
- REFER TO BASIX REPORT FOR THERMAL INSULATION

GENERAL NOTES:

-THIS DWG IS TO BE READ IN CONJUNCTION WITH STRUCTURAL & SERVICES CONSULTANTS DOCUMENTATION.
-FROSTED GLASSES TO ALL BATHROOM WINDOWS

MASONRY WALLS:

-UNLESS NOTED OTHERWISE MASONRY WALLS ARE TO BE CONSTRUCTED FULL HEIGHT,SLAB TO SLAB. REFER STRUCTURAL ENGINEER'S DOCUMENTS FOR BLOCKWORK REINFORCEMENT,RESTRAINTS,CONTROL JOINTS ETC.
-REFER TO SECTION DETAILS FOR ALIGNMENT OF MASONRY WALLS WITH THE FACE OF CONCRETE SLABS EDGE

©2007 AUSTRALIAN CONSULTANT ARCHITECTS PTY LTD

AUSTRALIAN CONSULTING ARCHITECTS P/L are the owners of the copyright subsisting
in these drawings plans designs and specifications. They must not
information ideas and concepts therein contained (which are confidential)
be used reproduced or copied in whole or in part nor may the
be disclosed to any person without prior written consent of the owners.

NOTES:

1. DO NOT SCALE THE DRAWING. READ ALL DIMENSIONS SHOWN.
2. THE CONTRACTOR SHALL CHECK AND VERIFY ALL DIMENSIONS BEFORE COMMENCING NEW WORK, AND SHALL ASK IF IN DOUBT
3. THE CONTRACTOR SHALL COMPLY WITH ALL RELEVANT AUSTRALIAN STANDARDS
4. THE CONTRACTOR SHALL COMPLY WITH "THE BUILDING CODE OF AUSTRALIA" BCA
5. PLEASE NOTE THAT GROUND LEVELS MAY VARY DUE TO SITE CONDITIONS.

ISSUE	AMENDMENTS	DATE
A	ISSUED FOR SECTION 79B	2013.09.27

TYPICAL LEVEL KEY LEGEND

AC	- AIR CONDITIONING
BOL	- BOLLARD
CC	- CONCRETE COLUMN
COMMS	- COMMUNICATION CUPBOARD
C.P.E.R	- CAR PARK EXHAUST RISER
DP	- DOWN PIPE
DP UN	- DOWN PIPE UNDER
ELE	- ELECTRICAL CUPBOARD
EG	- EXHAUST GRILLE
EX	- EXIT (FIRE)
FCP	- FIRE CONTROL PANEL
FH	- FIRE HYDRANT
FHR	- FIRE HOSE REEL
FS	- FIRE STAIRS
FW	- FLOOR WASTE
GE	- GARBAGE EXHAUST
H	- HYDRAULIC ZONE
LB	- LETTER BOX
LGR02	- EXHAUST VENTS TO FACADES
LS	- LOBBY AIR SUPPLY
M	- MECHANICAL
MDR	- METAL DECK ROOF
NBN	- NATIONAL BROADBAND NETWORK
MIR	- MIRROR
OA	- OUTSIDE AIR
REF. RISER	- REFRIDGERANT RISER
RWO	- RAIN WATER OUTLET
SE	- SMOKE EXHAUST
Sim	- SIMILAR
SP	- SPITTER
SV	- SMOKE VENT
SWP	- STORMWATER PIT
SWTR	- STORMWATER RETENTION
TOP	- TOP OF WALL
WR	- WARDROBE
WIR	- WALK IN WARDROBE

FLOOR FINISHES

BMF	- BAMBO FLOORING
CPT	- CARPET
CPT1	- CARPET/LIVING,BEDROOMS & CERCULATION AREAS
CPT3	- CORRIDOR CARPET
CTF	- CERAMIC TILE FLOOR
CFT1	- FLOOR TILE/UNIT ENTRY,KITCHEN,LD'Y AND BATHROOMS
CFT2	- BALCONY TILES/ EXTERNAL GROUND FLOOR
CFT3	- VETRIFIED FLOOR TILE / LOBBY INTERNAL
CFT4	- VETRIFIED FLOOR TILE / LOBBY EXTERNAL
STF	- STONE FLOOR
TMD	- RECONSTITTED TIMBER DECK
SEA	- CONCRETE SEALANT FINISH
STF1	- STONE FLOOR/ ENTRY THRESHOLD

PUTNEY HILL
NATURAL NEIGHBOURHOOD LIVING

FRASERS PROPERTY

Level 5,
79 Victoria Avenue
Chatswood NSW 2067
Telephone +61 2 9417 8400
Facsimile +61 2 9417 8207
Email email@hornsbyhyt.com.au
Web www.hornsbyandhymas.com.au
hornsby&hymas

TAYLOR CONSTRUCTION GROUP

TRUE

australian consulting architects
T +61 2 9635 5211 F + 61 2 9635 5199
Level 1.32 union street parramatta nsw 2150

project:	PUTNEY HILL STAGE 01	A-11A-2106-A
client:	TAYLOR CONSTRUCTION GROUP	
scale: 1 : 100 @ A1	RESIDENTIAL FLAT BUILDING	
DATE:		
drawn: at / checked: at	job no: 2012-37	LEVEL 03 FLOOR PLAN

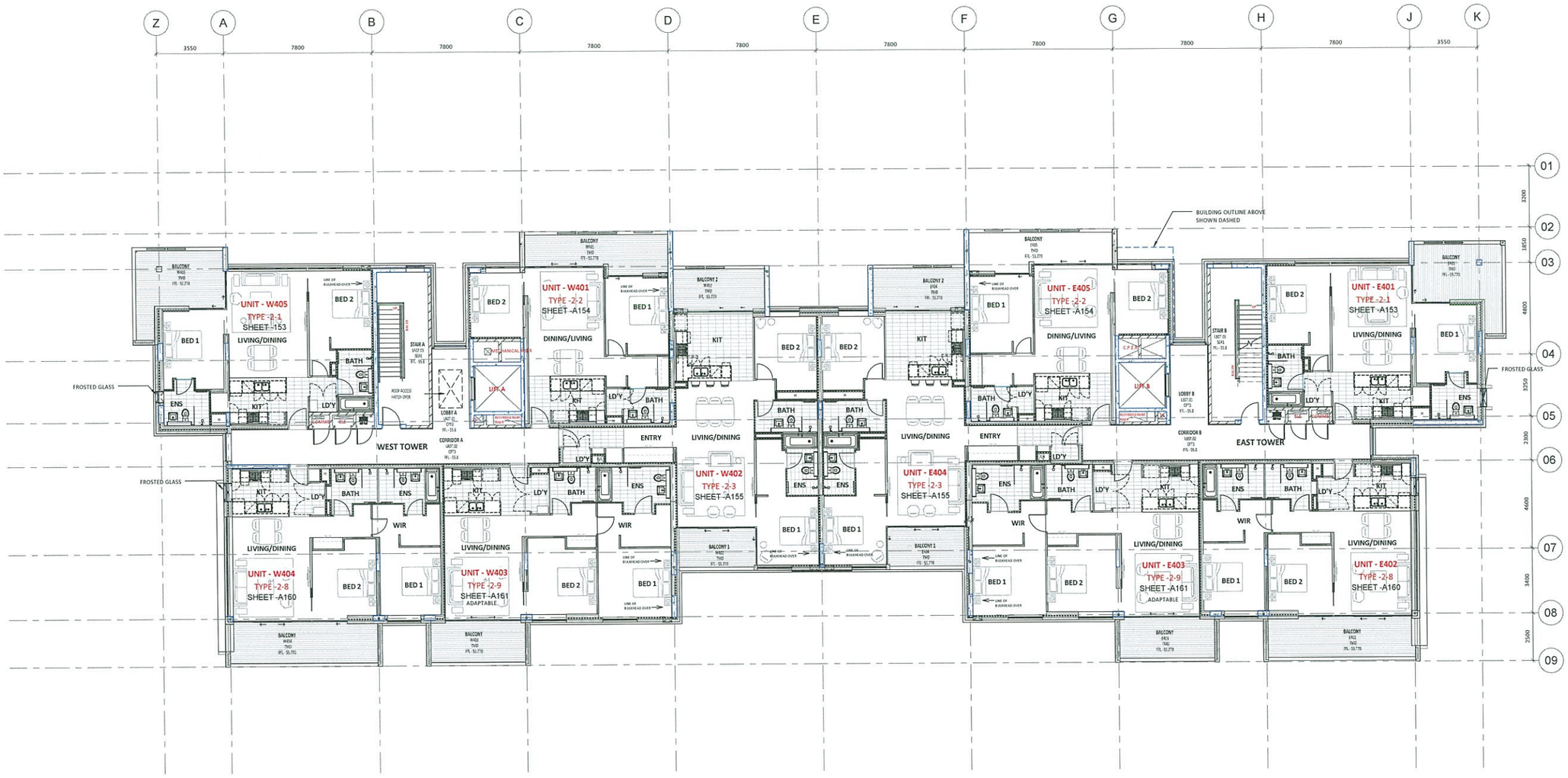

LEVELS DEFINITION

RL	RELATIVE LEVEL
SFL	STRUCTURAL FINISH LEVEL
FFL	FINISH FLOOR LEVEL & SFL FOR BASEMENT 01 &02
FDL	FLOOR DATUM LEVEL 0.00mm+ RL
AFDL	ABOVE FLOOR DATUM LEVEL

RESIDENTIAL WALL TYPES

- ALL WALLS ARE SHEETED FULL HEIGHT,FROM FLOOR SLAB TO UNDERSIDE OF SLAB OVER.
- ALL WALL TYPES SHOWN ARE NON LOADBEARING
- FIRE RESISTING CONSTRUCTION DETAILED DESIGN TO PROVIDE FOR FIRE RESISTANCE LEVELS AS APPROPRIATE TO COMPLY WITH BCA SPECIFICATION C1.1 TABLE 3 OF 2012 AND AS1530.4.
- ACOUSTIC INSULATION REQUIREMENTS TO COMPLY WITH BCA CLAUSE F5.9a(i). OF 2012 AND COUNCIL REQUIREMENTS ALSO REFER TO ACOUSTIC REPORT FOR DETAILS.
- REFER TO BASIX REPORT FOR THERMAL INSULATION

GENERAL NOTES:

-THIS DWG IS TO BE READ IN CONJUNCTION WITH STRUCTURAL & SERVICES CONSULTANTS DOCUMENTATION.
-FROSTED GLASSES TO ALL BATHROOM WINDOWS

MASONRY WALLS:

-UNLESS NOTED OTHERWISE MASONRY WALLS ARE TO BE CONSTRUCTED FULL HEIGHT,SLAB TO SLAB. REFER STRUCTURAL ENGINEER'S DOCUMENTS FOR BLOCKWORK REINFORCEMENT,RESTRAINTS,CONTROL JOINTS ETC.
-REFER TO SECTION DETAILS FOR ALIGNMENT OF MASONRY WALLS WITH THE FACE OF CONCRETE SLABS EDGE

©2007 AUSTRALIAN CONSULTANT ARCHITECTS PTY LTD

AUSTRALIAN CONSULTING ARCHITECTS P/L are the owners of the copyright subsisting
in these drawings plans designs and specifications. They must not
information ideas and concepts therein contained (which are confidential)
be used reproduced or copied in whole or in part nor may the
be disclosed to any person without prior written consent of the owners.

NOTES:

1. DO NOT SCALE THE DRAWING, READ ALL DIMENSIONS SHOWN.
2. THE CONTRACTOR SHALL CHECK AND VERIFY ALL DIMENSIONS BEFORE COMMENCING NEW WORK, AND SHALL ASK IF IN DOUBT.
3. THE CONTRACTOR SHALL COMPLY WITH ALL RELEVANT AUSTRALIAN STANDARDS
4. THE CONTRACTOR SHALL COMPLY WITH "THE BUILDING CODE OF AUSTRALIA" BCA
5. PLEASE NOTE THAT GROUND LEVELS MAY VARY DUE TO SITE CONDITIONS.

ISSUE	AMENDMENTS	DATE
A	ISSUED FOR SECTION 75IR	2013.09.27

TYPICAL LEVEL KEY LEGEND

AC	- AIR CONDITIONING
BOL	- BOLLARD
CC	- CONCRETE COLUMN
COMM.S.	- COMMUNICATION CUPBOARD
C.P.E.R	- CAR PARK EXHAUST RISER
DP	- DOWN PIPE
DP UN	- DOWN PIPE UNDER
E,E	- ELECTRICAL CUPBOARD
EG	- EXHAUST GRILLE
EX	- EXIT (FIRE)
FCP	- FIRE CONTROL PANEL
FH	- FIRE HYDRANT
FHR	- FIRE HOSE REEL
FS	- FIRE STAIRS
FW	- FLOOR WASTE
GE	- GARBAGE EXHAUST
H	- HYDRAULIC ZONE
LB	- LETTER BOX
LGR02	- EXHAUST VENTS TO FACADES
LS	- LOBBY AIR SUPPLY
M	- MECHANICAL
MDR	- METAL DECK ROOF
NBN	- NATIONAL BROADBAND NETWORK
MIR	- MIRROR
OA	- OUTSIDE AIR
REF. RISER	- REFFRIDGERANT RISER
RWO	- RAIN WATER OUTLET
SE	- SMOKE EXHAUST
Sim	- SIMILAR
SP	- SPITTER
SV	- SMOKE VENT
SWP	- STORMWATER PIT
SWTR	- STORMWATER RETENTION
TOP	- TOP OF WALL
WR	- WARDROBE
WIR	- WALK IN WARDROBE

FLOOR FINISHES

BMF	- BAMBO FLOORING
CPT	- CARPET
CPT1	- CARPET/LIVING,BEDROOMS & CIRCULATION AREAS
CPT3	- CORRIDOR CARPET
CTF	- CERAMIC TILE FLOOR
CFT1	- FLOOR TILE/UNIT ENTRY,KITCHEN,LD'Y AND BATHROOMS
CFT2	- BALCONY TILES/ EXTERNAL GROUND FLOOR
CFT3	- VETRIFIED FLOOR TILE / LOBBY INTERNAL
CFT4	- VETRIFIED FLOOR TILE / LOBBY EXTERNAL
STF	- STONE FLOOR
TMD	- RECONSTITTED TIMBER DECK
SEA	- CONCRETE SEALANT FINISH
STF1	- STONE FLOOR/ ENTRY THRESHOLD

PUTNEY HILL
NATURAL NEIGHBOURHOOD LIVING

FRASERS PROPERTY

Level 5,
79 Victoria Avenue
Chatswood NSW 2067

Telephone
+61 2 9417 9400
Facsimile
+61 2 9417 9337
Email
email@hhusmbuilt.com.au
Web
www.henryandhymas.com.au

henry&hymas

TAYLOR
CONSTRUCTION GROUP

TRUE

australian consulting architects
T +61 2 9635 5211 F + 61 2 9635 5199
Level 1.12 union street parramatta nsw 2150

project:	PUTNEY HILL STAGE 01	A-11A-2107-A
client:	TAYLOR CONSTRUCTION GROUP	
scale: 1 : 100 @ A1	RESIDENTIAL FLAT BUILDING	
DATE:		
drawn: at / checked: at	job no: 2012-37	LEVEL 04 FLOOR PLAN

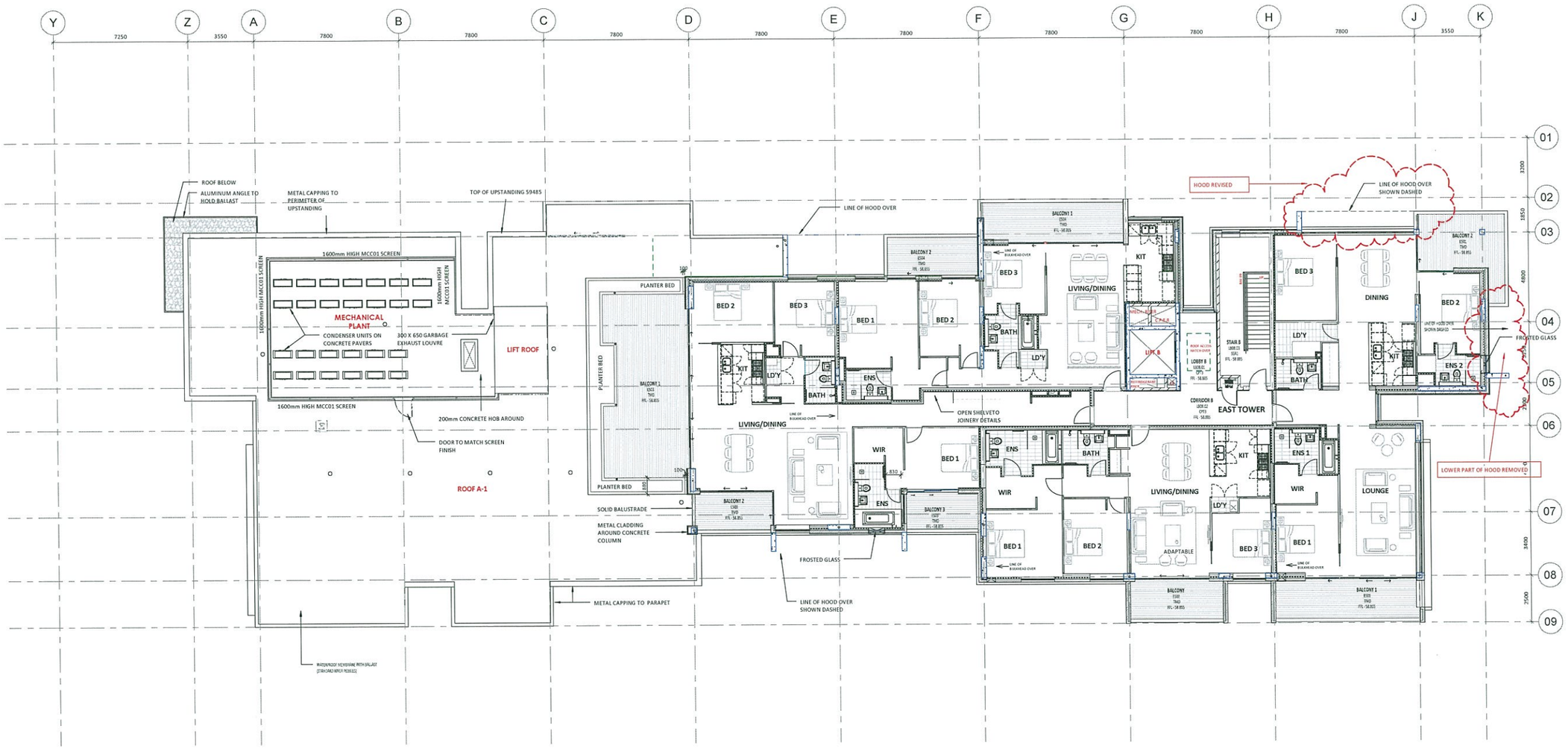

LEVELS DEFINITION

RL	RELATIVE LEVEL
SFL	STRUCTURAL FINISH LEVEL
FFL	FINISH FLOOR LEVEL & SFL FOR BASEMENT 01 &02
FDL	FLOOR DATUM LEVEL 0.00m=+ RL
AFDL	ABOVE FLOOR DATUM LEVEL

RESIDENTIAL WALL TYPES

- ALL WALLS ARE SHEETED FULL HEIGHT,FROM FLOOR SLAB TO UNDERSIDE OF SLAB OVER.
- ALL WALL TYPES SHOWN ARE NON-LOADBEARING
- FIRE RESISTING CONSTRUCTION DETAILED DESIGN TO PROVIDE FOR FIRE RESISTANCE LEVELS AS APPROPRIATE TO COMPLY WITH BCA SPECIFICATION C1.1 TABLE 3 OF 2012 AND AS1530.4.
- ACOUSTIC INSULATION REQUIREMENTS TO COMPLY WITH BCA CLAUSE F5.5a(i) OF 2012 AND COUNCIL REQUIREMENTS ALSO REEFER TO ACOUSTIC REPORT FOR DETAILS.
- REFER TO BASIX REPORT FOR THERMAL INSULATION

GENERAL NOTES:

-THIS DWG IS TO BE READ IN CONJUNCTION WITH STRUCTURAL & SERVICES CONSULTANTS DOCUMENTATION.
-FROSTED GLASSES TO ALL BATHROOM WINDOWS

MASONRY WALLS:

-UNLESS NOTED OTHERWISE MASONRY WALLS ARE TO BE CONSTRUCTED FULL HEIGHT,SLAB TO SLAB. REFER STRUCTURAL ENGINEER'S DOCUMENTS FOR BLOCKWORK REINFORCEMENT,RESTRAINTS,CONTROL JOINTS ETC.
-REFER TO SECTION DETAILS FOR ALIGNMENT OF MASONRY WALLS WITH THE FACE OF CONCRETE SLABS EDGE

©2007 AUSTRALIAN CONSULTANT ARCHITECTS PTY LTD

AUSTRALIAN CONSULTING ARCHITECTS P/L are the owners of the copyright subsisting in these drawings plans designs and specifications. They must not information ideas and concepts therein contained (which are confidential) be used reproduced or copied in whole or in part nor may the be disclosed to any person without prior written consent of the owners.

NOTES:

1. DO NOT SCALE THE DRAWING. READ ALL DIMENSIONS SHOWN.
2. THE CONTRACTOR SHALL CHECK AND VERIFY ALL DIMENSIONS BEFORE COMMENCING NEW WORK, AND SHALL ASK IF IN DOUBT
3. THE CONTRACTOR SHALL COMPLY WITH ALL RELEVANT AUSTRALIAN STANDARDS
4. THE CONTRACTOR SHALL COMPLY WITH "THE BUILDING CODE OF AUSTRALIA" BCA
5. PLEASE NOTE THAT GROUND LEVELS MAY VARY DUE TO SITE CONDITIONS.

ISSUE	AMENDMENTS	DATE
A	ISSUED FOR SECTION 75W	2013.09.27

TYPICAL LEVEL KEY LEGEND

AC	- AIR CONDITIONING
BOL	- BOLLARD
CC	- CONCRETE COLUMN
COMMS	- COMMUNICATION CUPBOARD
C.P.E.R	- CAR PARK EXHAUST RISER
DP	- DOWN PIPE
DP UN	- DOWN PIPE UNDER
ELE	- ELECTRICAL CUPBOARD
EG	- EXHAUST GRILLE
EX	- EXIT (FIRE)
FCP	- FIRE CONTROL PANEL
FH	- FIRE HYDRANT
FHR	- FIRE HOSE REEL
FS	- FIRE STAIRS
FW	- FLOOR WASTE
GE	- GARBAGE EXHAUST
H	- HYDRAULIC ZONE
LB	- LETTER BOX
LGR02	- EXHAUST VENTS TO FACADES
LS	- LOBBY AIR SUPPLY
M	- MECHANICAL
MDR	- METAL DECK ROOF
NBN	- NATIONAL BRODBAND NETWORK
MIR	- MIRROR
OA	- OUTSIDE AIR
REF. RISER	- REFRIDGERANT RISER
RWO	- RAIN WATER OUTLET
SE	- SMOKE EXHAUST
Sim	- SIMILAR
SP	- SPITTER
SV	- SMOKE VENT
SWP	- STORMWATER PIT
SWTR	- STORMWATER RETENTION
TOP	- TOP OF WALL
WR	- WARDROBE
WIR	- WALK IN WARDROBE

FLOOR FINISHES

BMF	- BAMBO FLOORING
CPT	- CARPET
CPT1	- CARPET/LIVING,BEDROOMS & CERCULATION AREAS
CPT3	- CORRIDOR CARPET
CTF	- CERAMIC TILE FLOOR
CFT1	- FLOOR TILE/UNIT ENTRY,KITCHEN,LD'Y AND BATHROOMS
CFT2	- BALCONY TILES/ EXTERNAL GROUND FLOOR
CFT3	- VETRIFIED FLOOR TILE / LOBBY INTERNAL
CFT4	- VETRIFIED FLOOR TILE / LOBBY EXTERNAL
STF	- STONE FLOOR
TMD	- RECONSTITTED TIMBER DECK
SEA	- CONCRETE SEALANT FINISH
STF1	- STONE FLOOR/ ENTRY THRESHOLD

PUTNEY HILL
NATURAL NEIGHBOURHOOD LIVING

FRASERS PROPERTY

Level 6,
79 Victoria Avenue
Chatswood NSW 2067

Telephone
+61 2 9417 5400
Facsimile
+61 2 9417 5337
Email
email@hornsbrutt.com.au
Web
www.henryandhymas.com.au

henry&hymas

TAYLOR
CONSTRUCTION GROUP

TRUE

australian consulting architects
T +61 2 9635 5211 F +61 2 9635 5199
Level 1,12 union street parramatta nsw 2150

project:	PUTNEY HILL STAGE 01	A-11A-2108-A
client:	TAYLOR CONSTRUCTION GROUP	
scale: 1 : 100 @ A1	RESIDENTIAL FLAT BUILDING	
DATE:		
drawn: AT	job no: 2012.37	LEVEL 05 FLOOR PLAN
checked: AT		

©2007 AUSTRALIAN CONSULTANT ARCHITECTS PTY LTD

AUSTRALIAN CONSULTING ARCHITECTS P/L are the owners of the copyright subsisting
in these drawings plans designs and specifications. They must not
information ideas and concepts therein contained (which are confidential)
be used reproduced or copied in whole or in part nor may the
be disclosed to any person without prior written consent of the owners.

NOTES:

1. DO NOT SCALE THE DRAWING, READ ALL DIMENSIONS SHOWN.
2. THE CONTRACTOR SHALL CHECK AND VERIFY ALL DIMENSIONS BEFORE COMMENCING NEW WORK, AND SHALL ASK IF IN DOUBT.
3. THE CONTRACTOR SHALL COMPLY WITH ALL RELEVANT AUSTRALIAN STANDARDS
4. THE CONTRACTOR SHALL COMPLY WITH "THE BUILDING CODE OF AUSTRALIA" BCA
5. PLEASE NOTE THAT GROUND LEVELS MAY VARY DUE TO SITE CONDITIONS.

ISSUE	AMENDMENTS	DATE
A	ISSUED FOR SECTION 75W	2013.03.27

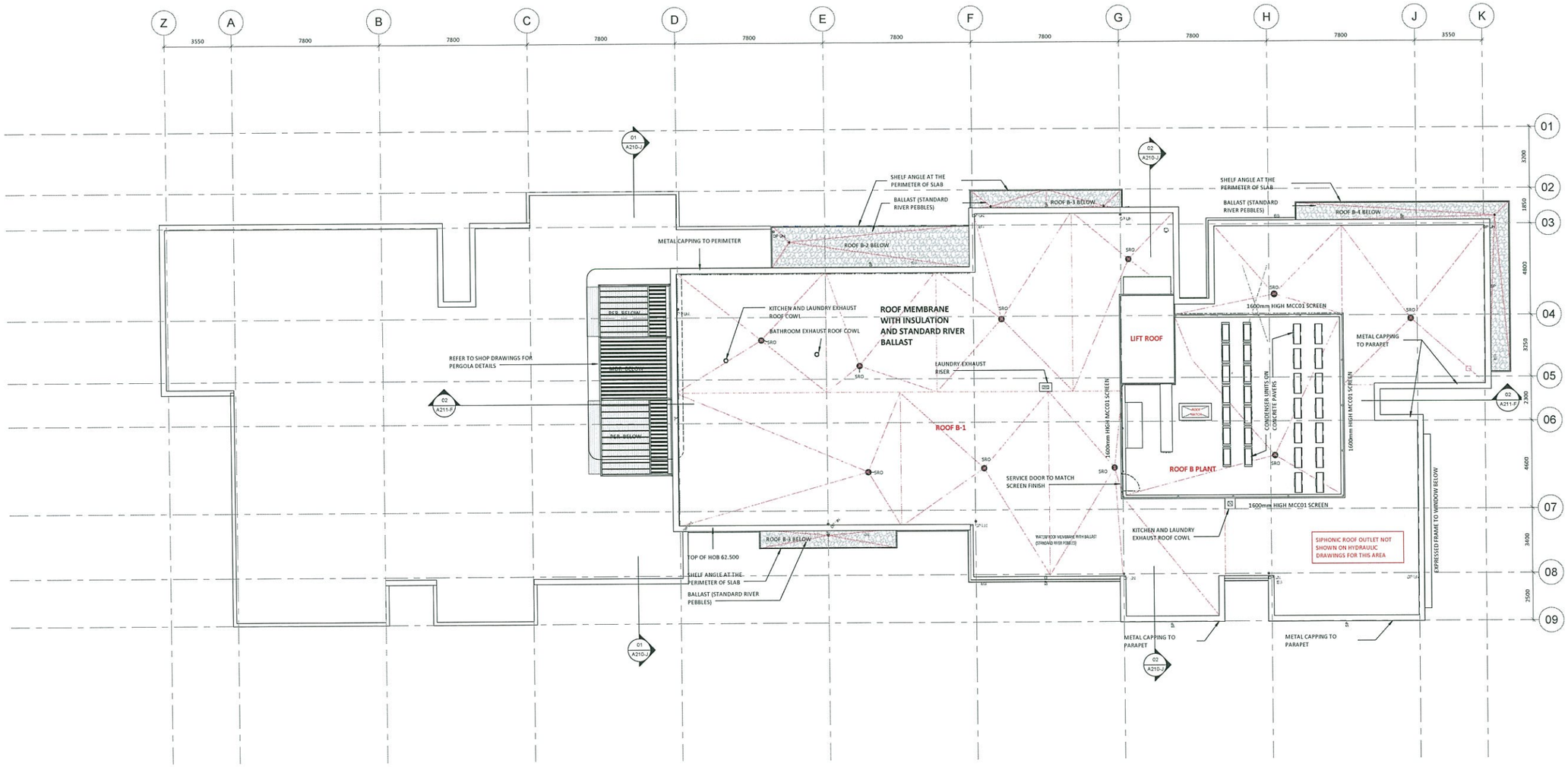

TYPICAL LEVEL KEY LEGEND

AC	- AIR CONDITIONING
BOL	- BOLLARD
CC	- CONCRETE COLUMN
COMMS	- COMMUNICATION CUPBOARD
C.P.E.R	- CAR PARK EXHAUST RISER
DP	- DOWN PIPE
DP UN	- DOWN PIPE UNDER
ELE	- ELECTRICAL CUPBOARD
EG	- EXHAUST GRILLE
EX	- EXIT (FIRE)
FCP	- FIRE CONTROL PANEL
FH	- FIRE HYDRANT
FHR	- FIRE HOSE REEL
FS	- FIRE STAIRS
FW	- FLOOR WASTE
GE	- GARBAGE EXHAUST
H	- HYDRAULIC ZONE
LB	- LETTER BOX
LGR02	- EXHAUST VENTS TO FACADES
LS	- LOBBY AIR SUPPLY
M	- MECHANICAL
MDR	- METAL DECK ROOF
NBN	- NATIONAL BROADBAND NETWORK
MIR	- MIRROR
OA	- OUTSIDE AIR
REF. RISER	- REFRIDGERANT RISER
RWO	- RAIN WATER OUTLET
SE	- SMOKE EXHAUST
Sim	SIMILAR
SP	- SPLITTER
SV	- SMOKE VENT
SWP	- STORMWATER PIT
SWTR	- STORMWATER RETENTION
TOP	- TOP OF WALL
WR	- WARDROBE
WIR	- WALK IN WARDROBE

FLOOR FINISHES

BMF	- BAMBO FLOORING
CPT	- CARPET
CPT1	- CARPET/LIVING,BEDROOMS & CERCULATION AREAS
CPT3	- CORRIDOR CARPET
CTF	- CERAMIC TILE FLOOR
CFT1	- FLOOR TILE/UNIT ENTRY,KITCHEN,LDY AND BATHROOMS
CFT2	- BALCONY TILES/ EXTERNAL GROUND FLOOR
CFT3	- VETRIFIED FLOOR TILE / LOBBY INTERNAL
CFT4	- VETRIFIED FLOOR TILE / LOBBY EXTERNAL
STF	- STONE FLOOR
TWO	- RECONSTITTED TIMBER DECK
SEA	- CONCRETE SEALANT FINISH
STF1	- STONE FLOOR/ ENTRY THRESHOLD

PUTNEY HILL
NATURAL NEIGHBOURHOOD LIVING

FRASERS PROPERTY

Level 5,
79 Victoria Avenue
Chatswood NSW 2067

Telephone
+61 2 9417 8400
Facsimile
+61 2 9417 8337
Email
email@hhchatswood.com.au
Web
www.henryandhymas.com.au

henry&hymas

TAYLOR
CONSTRUCTION GROUP

TRUE

australian consulting architects
T +61 2 9635 5211 F + 61 2 9635 5199
Level 1, 12 union street parramatta nsw 2150

project:	PUTNEY HILL STAGE 01	A-11A-2109-A
client:	TAYLOR CONSTRUCTION GROUP	
scale: 1 : 100 @ A1	RESIDENTIAL FLAT BUILDING	
DATE:		
drawn: AT / checked: AT	job no: 2012.37	ROOF PLAN

LEVELS DEFINITION

RL	RELATIVE LEVEL
SFL	STRUCTURAL FINISH LEVEL
FFL	FINISH FLOOR LEVEL & SFL FOR BASEMENT 01 &02
FDL	FLOOR DATUM LEVEL 0.00m= RL
AFDL	ABOVE FLOOR DATUM LEVEL

RESIDENTIAL WALL TYPES

- ALL WALLS ARE SHEETED FULL HEIGHT,FROM FLOOR SLAB TO UNDERSIDE OF SLAB OVER.
- ALL WALL TYPES SHOWN ARE NON-LOADBEARING
- FIRE RESISTING CONSTRUCTION DETAILED DESIGN TO PROVIDE FOR FIRE RESISTANCE LEVELS AS APPROPRIATE TO COMPLY WITH BCA SPECIFICATION C1.1 TABLE 3 OF 2012 AND AS1530.4.
- ACOUSTIC INSULATION REQUIREMENTS TO COMPLY WITH BCA CLAUSE F5.9e(ii) OF 2012 AND COUNCIL REQUIREMENTS ALSO REFER TO ACOUSTIC REPORT FOR DETAILS.
- REFER TO BASIX REPORT FOR THERMAL INSULATION

GENERAL NOTES:

-THIS DWG IS TO BE READ IN CONJUNCTION WITH STRUCTURAL & SERVICES CONSULTANTS DOCUMENTATION.
-FROSTED GLASSES TO ALL BATHROOM WINDOWS

MASONRY WALLS:

-UNLESS NOTED OTHERWISE MASONRY WALLS ARE TO BE CONSTRUCTED FULL HEIGHT,SLAB TO SLAB. REFER STRUCTURAL ENGINEER'S DOCUMENTS FOR BLOCKWORK REINFORCEMENT,RESTRAINTS,CONTROL JOINTS ETC.
-REFER TO SECTION DETAILS FOR ALIGNMENT OF MASONRY WALLS WITH THE FACE OF CONCRETE SLABS EDGE

©2007 AUSTRALIAN CONSULTANT ARCHITECTS PTY LTD

AUSTRALIAN CONSULTING ARCHITECTS P/L are the owners of the copyright subsisting in these drawings plans designs and specifications. They must not information ideas and concepts therein contained (which are confidential) be used reproduced or copied in whole or in part nor may the be disclosed to any person without prior written consent of the owners.

NOTES:

1. DO NOT SCALE THE DRAWING, READ ALL DIMENSIONS SHOWN.
2. THE CONTRACTOR SHALL CHECK AND VERIFY ALL DIMENSIONS BEFORE COMMENCING NEW WORK, AND SHALL ASK IF IN DOUBT
3. THE CONTRACTOR SHALL COMPLY WITH ALL RELEVANT AUSTRALIAN STANDARDS
4. THE CONTRACTOR SHALL COMPLY WITH "THE BUILDING CODE OF AUSTRALIA" BCA
5. PLEASE NOTE THAT GROUND LEVELS MAY VARY DUE TO SITE CONDITIONS.

ISSUE	AMENDMENTS	DATE
A	ISSUED FOR SECTION 75W	2012.09.27

LEGEND:

ADS	:ALUMINIUM DIVIDING SCREEN INFILL PANEL
BAL01	BALUSTRADE - TYPE 1 - ALUMINUM PLATE BALUSTRE (1030mm)
BAL02	BALUSTRADE -TYPE 2 - GLAZED ALUMINUM FRAMED
BAL03	BALUSTRADE - TYPE 3 - GLAZED ALUMINUM FRAME ON WALL
BAL04	BALUSTRADE - TYPE 4 - 1030mm HIGH RENDERD WALL
BAL05	BALUSTRADE - TYPE 5 - FIRE STAIR BALUSTRADE
BAL06	BALUSTRADE - TYPE 6 - ALUMINUM PLATE BALUSTRADE (900mm) ON WALL
BKF	BRICKWORK: FACE
CBP	CONCRETE BLOCK WORK - PAINT FINISH
CRN	RENDER
FCC01	FIBER CEMENT CLADDING: APPLIED TEXTURE FINISH
FCC02	FIBER CEMENT CLADDING: PRE-FINISHED EXPRESSED JOINTS
LGR01	LOUVRE GRILLE - APPARTMENT
LGR02	LOUVRE GRILLE - CAR PARK
MCC01	PROFILED METAL CLADDING
MCC02	COMPOSITE METAL CLADDING
MFS01	METAL SCREEN - FIXED (HORIZONTAL)
MLS	ADJUSTABLE LOUVRE SCREENS - ALUMINUM
WIN	ALUMINUM FRAMED CLEAR GLAZING
TFS	RECONSTITUTED TIMBER SCREEN
TMC	RECONSTITUTED TIMBER CLADDING
TMR	RECYCLED TIMBER CLADDING
PER	TIMBER PERGOLA

PUTNEY HILL
NATURAL NEIGHBOURHOOD LIVING

FRASERS PROPERTY

Level 5
79 Victoria Avenue
Chatswood NSW 2067
Telephone +61 2 9417 5400
Facsimile +61 2 9417 5337
Email email@hnsurvey.com.au
Web www.henryandhymas.com.au
henry&hymas

TAYLOR CONSTRUCTION GROUP

australian consulting architects
T +61 2 9635 5211 F + 61 2 9635 5199
Level 1,12 union street parramatta nsw 2150

project:	PUTNEY HILL STAGE 01	A-11A-3001-A
client:	TAYLOR CONSTRUCTION GROUP	
scale: 1 : 300 @A1	RESIDENTIAL FLAT BUILDING	
DATE:		
drawn: AKM / checked: AJ	job no: 2012-37 — SOUTH ELEVATION	

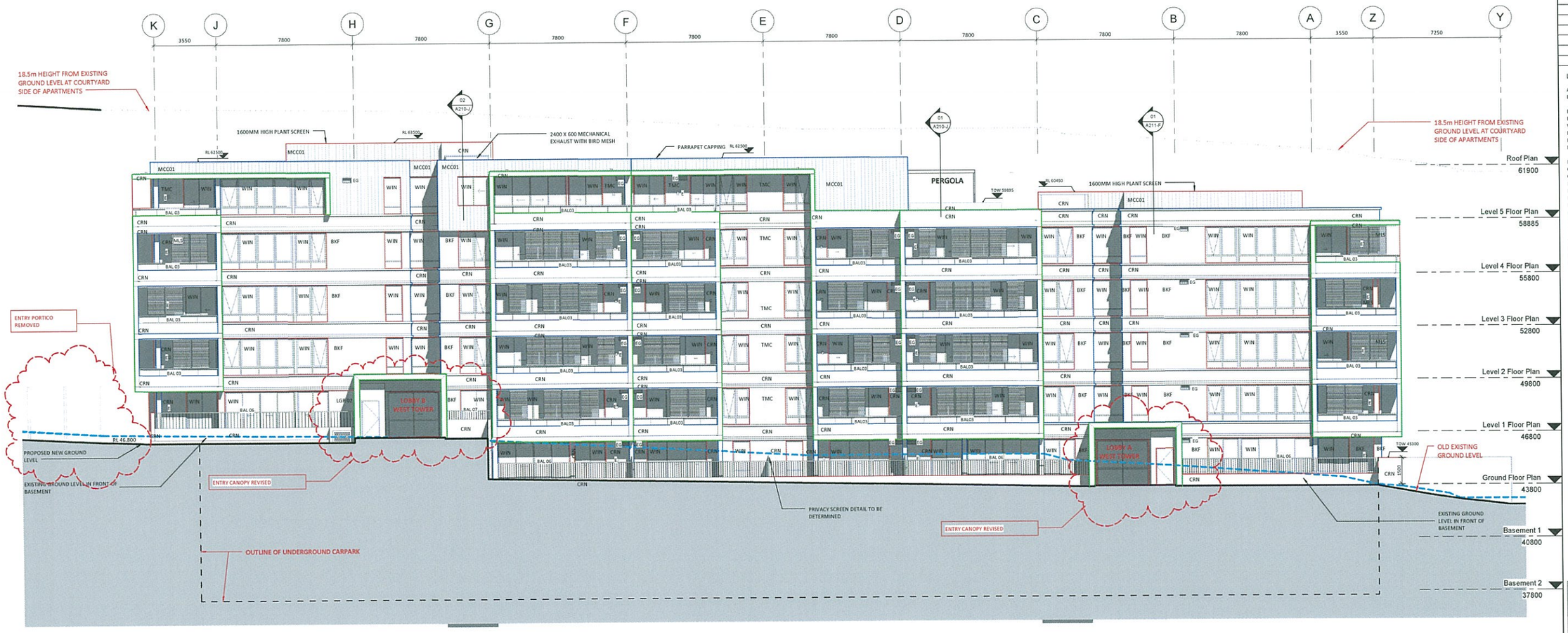

©2007 AUSTRALIAN CONSULTANT ARCHITECTS PTY LTD

AUSTRALIAN CONSULTING ARCHITECTS P/L are the owners of the copyright subsisting in these drawings plans designs and specifications. They must not information ideas and concepts therein contained (which are confidential) be used reproduced or copied in whole or in part nor may the be disclosed to any person without prior written consent of the owners.

NOTES:

1. DO NOT SCALE THE DRAWING, READ ALL DIMENSIONS SHOWN.
2. THE CONTRACTOR SHALL CHECK AND VERIFY ALL DIMENSIONS BEFORE COMMENCING NEW WORK, AND SHALL ASK IF IN DOUBT
3. THE CONTRACTOR SHALL COMPLY WITH ALL RELEVANT AUSTRALIAN STANDARDS
4. THE CONTRACTOR SHALL COMPLY WITH "THE BUILDING CODE OF AUSTRALIA" BCA
5. PLEASE NOTE THAT GROUND LEVELS MAY VARY DUE TO SITE CONDITIONS.

ISSUE	AMENDMENTS	DATE
A	ISSUED FOR SECTION 79B	2012.09.27

LEGEND:

ADS	:ALUMINIUM DIVIDING SCREEN INFILL PANEL
BAL01	BALUSTRADE - TYPE 1 - ALUMINUM PLATE BALUSTRE (1030mm)
BAL02	BALUSTRADE -TYPE 2 - GLAZED ALUMINUM FRAMED
BAL03	BALUSTRADE - TYPE 3 - GLAZED ALUMINUM FRAME ON WALL
BAL04	BALUSTRADE - TYPE 4 - 1030mm HIGH RENDERD WALL
BAL05	BALUSTRADE - TYPE 5 - FIRE STAIR BALUSTRADE
BAL06	BALUSTRADE - TYPE 6 - ALUMINUM PLATE BALUSTRADE (900mm) ON WALL
BKF	BRICKWORK: FACE
CBP	CONCRETE BLOCK WORK - PAINT FINISH
CRN	RENDER
FCC01	FIBER CEMENT CLADDING: APPLIED TEXTURE FINISH
FCC02	FIBER CEMENT CLADDING: PRE-FINISHED EXPRESSED JOINTS
LGR01	LOUVRE GRILLE - APPARTMENT
LGR02	LOUVRE GRILLE - CAR PARK
MCC01	PROFILED METAL CLADDING
MCC02	COMPOSITE METAL CLADDING
MFS01	METAL SCREEN - FIXED (HORIZONTAL)
MLS	ADJUSTABLE LOUVRE SCREENS - ALUMINUM
WIN	ALUMINUM FRAMED CLEAR GLAZING
TFS	RECONSTITUTED TIMBER SCREEN
TMC	RECONSTITUTED TIMBER CLADDING
TMR	RECYCLED TIMBER CLADDING
PER	TIMBER PERGOLA

PUTNEY HILL
NATURAL NEIGHBOURHOOD LIVING

FRASERS PROPERTY

Level 5, 79 Victoria Avenue Chatswood NSW 2067
Telephone +61 2 9417 8400
Facsimile +61 2 9417 8337
Email email@hmsurveyor.com.au
Web www.henryandhymas.com.au
henry&hymas

TAYLOR CONSTRUCTION GROUP

australian consulting architects
T +61 2 9635 5211 F + 61 2 9635 5199
Level 1.32 union street parramatta nsw 2150

project:	PUTNEY HILL STAGE 01	A-11A-3002-A
client:	TAYLOR CONSTRUCTION GROUP	
scale: 1 : 100 @ A1	RESIDENTIAL FLAT BUILDING	
DATE:		
drawn: AKM / checked: AT	job no: 2012-37	NORTH ELEVATION

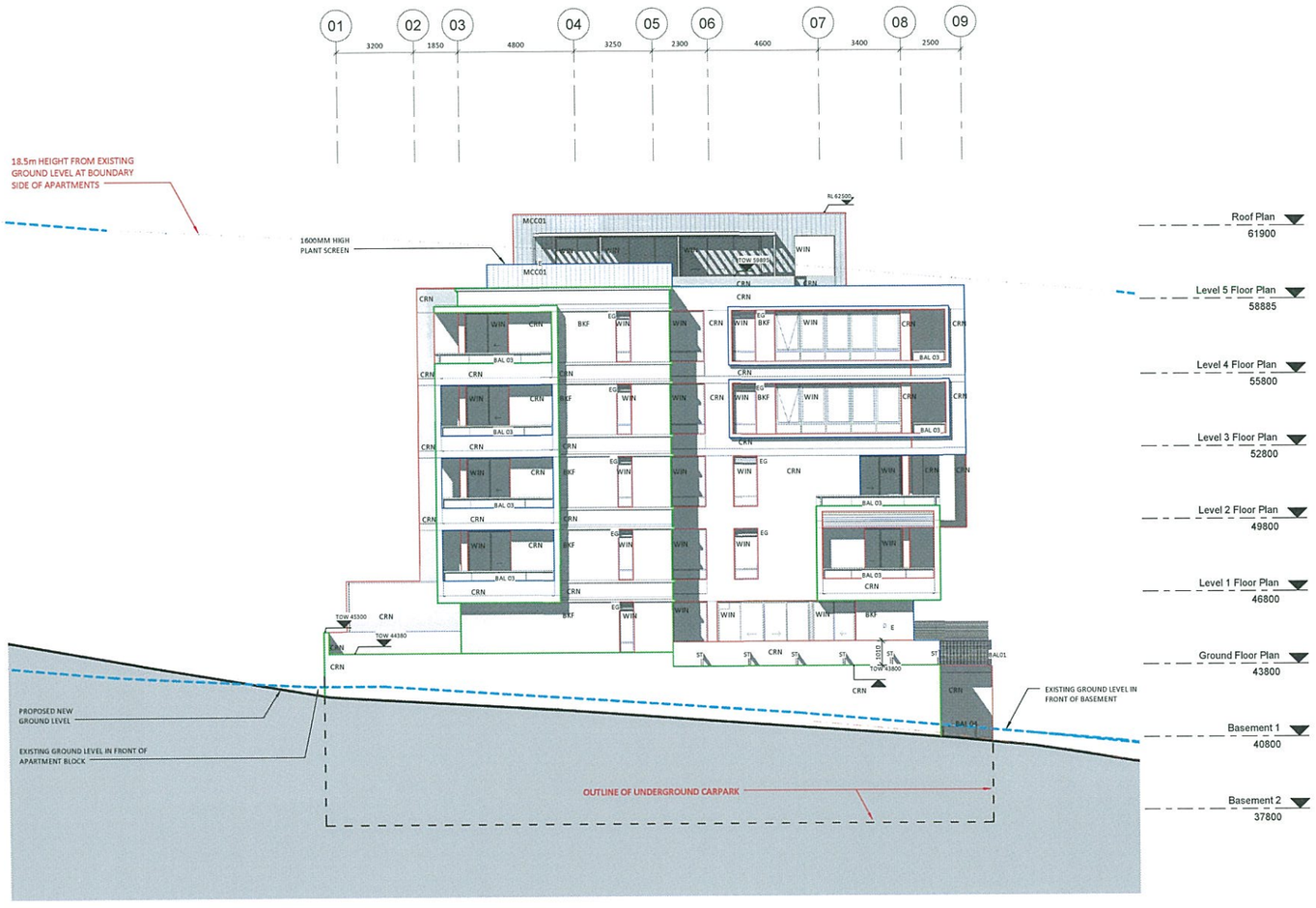

©2007 AUSTRALIAN CONSULTANT ARCHITECTS PTY LTD

AUSTRALIAN CONSULTING ARCHITECTS P/L are the owners of the copyright subsisting
in these drawings plans designs and specifications. They must not
information ideas and concepts therein contained (which are confidential)
be used reproduced or copied in whole or in part nor may the
be disclosed to any person without prior written consent of the owners.

NOTES:

1. DO NOT SCALE THE DRAWING. READ ALL DIMENSIONS SHOWN.
2. THE CONTRACTOR SHALL CHECK AND VERIFY ALL DIMENSIONS BEFORE COMMENCING NEW WORK, AND SHALL ASK IF IN DOUBT
3. THE CONTRACTOR SHALL COMPLY WITH ALL RELEVANT AUSTRALIAN STANDARDS
4. THE CONTRACTOR SHALL COMPLY WITH "THE BUILDING CODE OF AUSTRALIA" BCA
5. PLEASE NOTE THAT GROUND LEVELS MAY VARY DUE TO SITE CONDITIONS.

ISSUE	AMENDMENTS	DATE
A	ISSUED FOR SECTION 79/A	2013-10-17

LEGEND:

ADS	:ALUMINIUM DIVIDING SCREEN INFILL PANEL
BAL01	BALUSTRADE - TYPE 1 - ALUMINUM PLATE BALUSTRE (1030mm)
BAL02	BALUSTRADE -TYPE 2 - GLAZED ALUMINUM FRAMED
BAL03	BALUSTRADE - TYPE 3 - GLAZED ALUMINUM FRAME ON WALL
BAL04	BALUSTRADE - TYPE 4 - 1030mm HIGH RENDERD WALL
BAL05	BALUSTRADE - TYPE 5 - FIRE STAIR BALUSTRADE
BAL06	BALUSTRADE - TYPE 6 - ALUMINUM PLATE BALUSTRADE (900mm) ON WALL
BKF	BRICKWORK: FACE
CBP	CONCRETE BLOCK WORK - PAINT FINISH
CRN	RENDER
FCC01	FIBER CEMENT CLADDING: APPLIED TEXTURE FINISH
FCC02	FIBER CEMENT CLADDING: PRE-FINISHED EXPRESSED JOINTS
LGR01	LOUVRE GRILLE - APPARTMENT
LGR02	LOUVRE GRILLE - CAR PARK
MCC01	PROFILED METAL CLADDING
MCC02	COMPOSITE METAL CLADDING
MFS01	METAL SCREEN - FIXED (HORIZONTAL)
MLS	ADJUSTABLE LOUVRE SCREENS - ALUMINUM
WIN	ALUMINUM FRAMED CLEAR GLAZING
TFS	RECONSTITUTED TIMBER SCREEN
TMC	RECONSTITUTED TIMBER CLADDING
TMR	RECYCLED TIMBER CLADDING
PER	TIMBER PERGOLA

PUTNEY HILL
NATURAL NEIGHBOURHOOD LIVING

FRASERS PROPERTY

Level 5,
79 Victoria Avenue
Chatswood NSW 2067
Telephone
+61 2 9417 9400
Facsimile
+61 2 9417 9337
Email
email@henryandhymas.com.au
Web
www.henryandhymas.com.au
henry&hymas

TAYLOR CONSTRUCTION GROUP

australian consulting architects
T +61 2 9635 5211 F +61 2 9635 5199
Level 1.12 union street parramatta nsw 2150

project:	PUTNEY HILL STAGE 01	A-11A-3003-A
client:	TAYLOR CONSTRUCTION GROUP	
scale: 1:100	RESIDENTIAL FLAT BUILDING	
DATE:		
drawn: aka	job no: 2012-37	WEST ELEVATION
checked: AT		

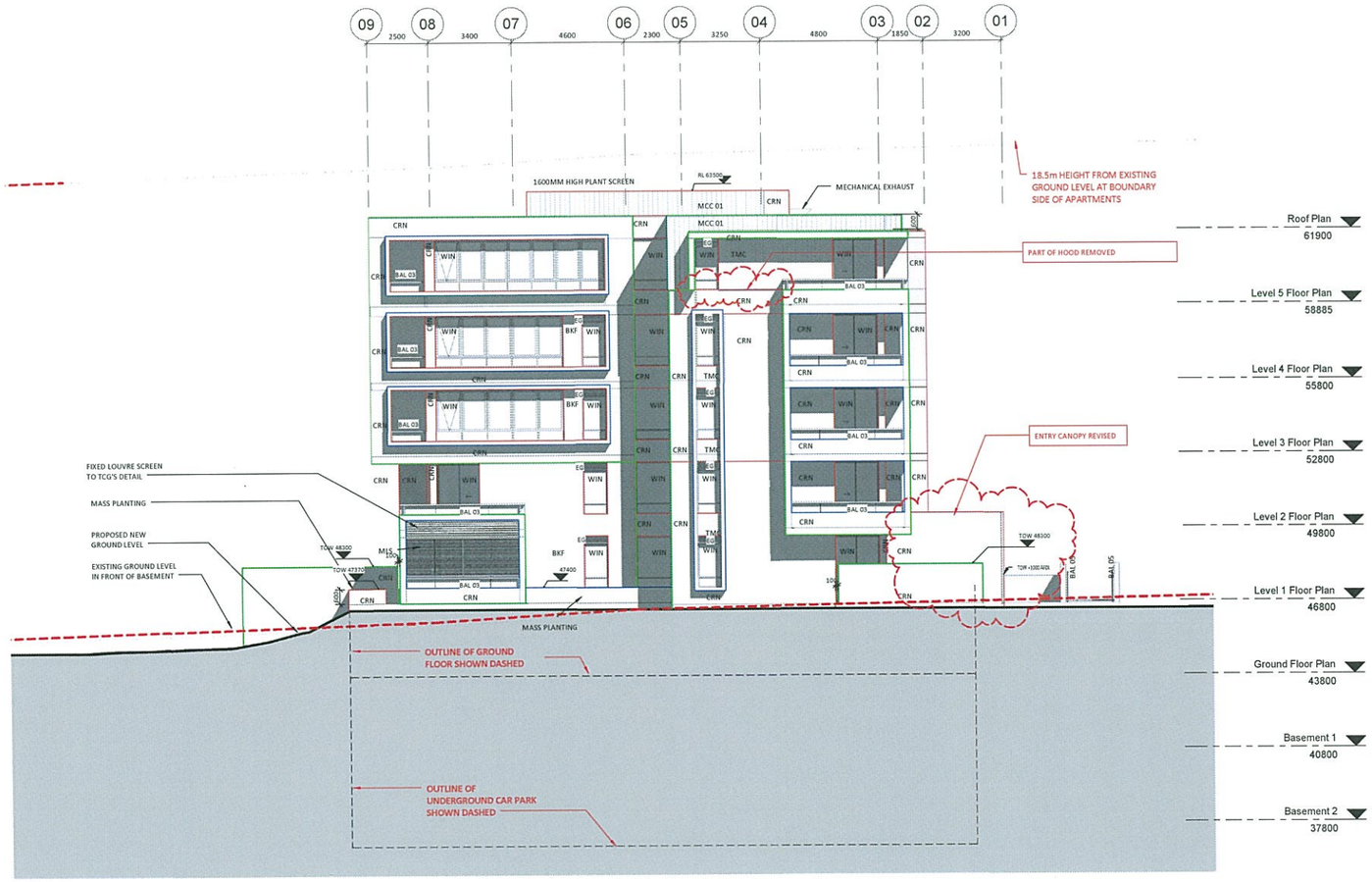

©2007 AUSTRALIAN CONSULTANT ARCHITECTS PTY LTD

AUSTRALIAN CONSULTING ARCHITECTS P/L are the owners of the copyright subsisting
in these drawings plans designs and specifications. They must not
information ideas and concepts therein contained (which are confidential)
be used reproduced or copied in whole or in part nor may the
be disclosed to any person without prior written consent of the owners.

NOTES:

1. DO NOT SCALE THE DRAWING, READ ALL DIMENSIONS SHOWN.
2. THE CONTRACTOR SHALL CHECK AND VERIFY ALL DIMENSIONS BEFORE COMMENCING NEW WORK, AND SHALL ASK IF IN DOUBT
3. THE CONTRACTOR SHALL COMPLY WITH ALL RELEVANT AUSTRALIAN STANDARDS
4. THE CONTRACTOR SHALL COMPLY WITH "THE BUILDING CODE OF AUSTRALIA" BCA
5. PLEASE NOTE THAT GROUND LEVELS MAY VARY DUE TO SITE CONDITIONS.

ISSUE	AMENDMENTS	DATE
A	ISSUED FOR SECTION 75W	2012-09-27

LEGEND:

ADS	:ALUMINIUM DIVIDING SCREEN INFILL PANEL
BAL01	BALUSTRADE - TYPE 1 - ALUMINUM PLATE BALUSTRE (1030mm)
BAL02	BALUSTRADE -TYPE 2 - GLAZED ALUMINUM FRAMED
BAL03	BALUSTRADE - TYPE 3 - GLAZED ALUMINUM FRAME ON WALL
BAL04	BALUSTRADE - TYPE 4 - 1030mm HIGH RENDERD WALL
BAL05	BALUSTRADE - TYPE 5 - FIRE STAIR BALUSTRADE
BAL06	BALUSTRADE - TYPE 6 - ALUMINUM PLATE BALUSTRADE (900mm) ON WALL
BKF	BRICKWORK: FACE
CBP	CONCRETE BLOCK WORK - PAINT FINISH
CRN	RENDER
FCC01	FIBER CEMENT CLADDING: APPLIED TEXTURE FINISH
FCC02	FIBER CEMENT CLADDING: PRE-FINISHED EXPRESSED JOINTS
LGR01	LOUVRE GRILLE - APPARTMENT
LGR02	LOUVRE GRILLE - CAR PARK
MCC01	PROFILED METAL CLADDING
MCC02	COMPOSITE METAL CLADDING
MFS01	METAL SCREEN - FIXED (HORIZONTAL)
MLS	ADJUSTABLE LOUVRE SCREENS - ALUMINUM
WIN	ALUMINUM FRAMED CLEAR GLAZING
TFS	RECONSTITUTED TIMBER SCREEN
TMC	RECONSTITUTED TIMBER CLADDING
TMR	RECYCLED TIMBER CLADDING
PER	TIMBER PERGOLA

PUTNEY HILL
NATURAL NEIGHBOURHOOD LIVING

FRASERS PROPERTY

Level 6,
79 Victoria Avenue
Chatswood NSW 2067

Telephone
+61 2 9417 3400
Facsimile
+61 2 9417 3337
Email
email@thoursport.com.au
Web
www.henryandhymas.com.au

henry&hymas

TAYLOR
CONSTRUCTION GROUP

australian consulting architects
T +61 2 9635 5211 F + 61 2 9635 5199
Level 1,12 union street parramatta nsw 2150

project:	PUTNEY HILL STAGE 01	A-11A-3004-A
client:	TAYLOR CONSTRUCTION GROUP	
scale: 1:100 @A1	RESIDENTIAL FLAT BUILDING	
DATE:		
drawn: AKK / checked: AT	job no: 2012 37 — EAST ELEVATION	