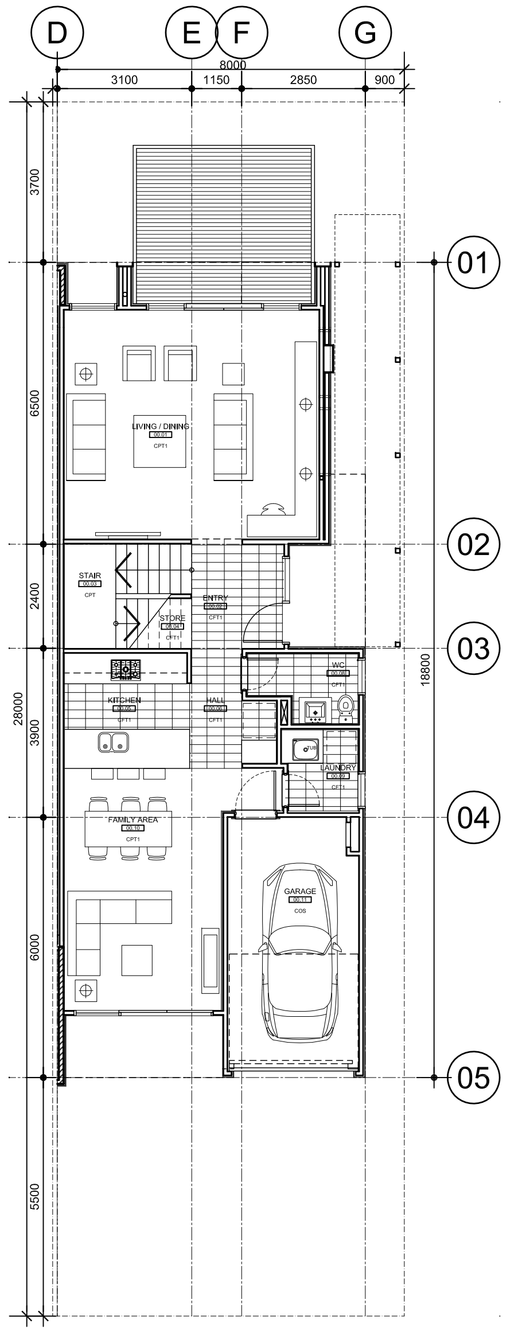

GROUND FLOOR PLAN

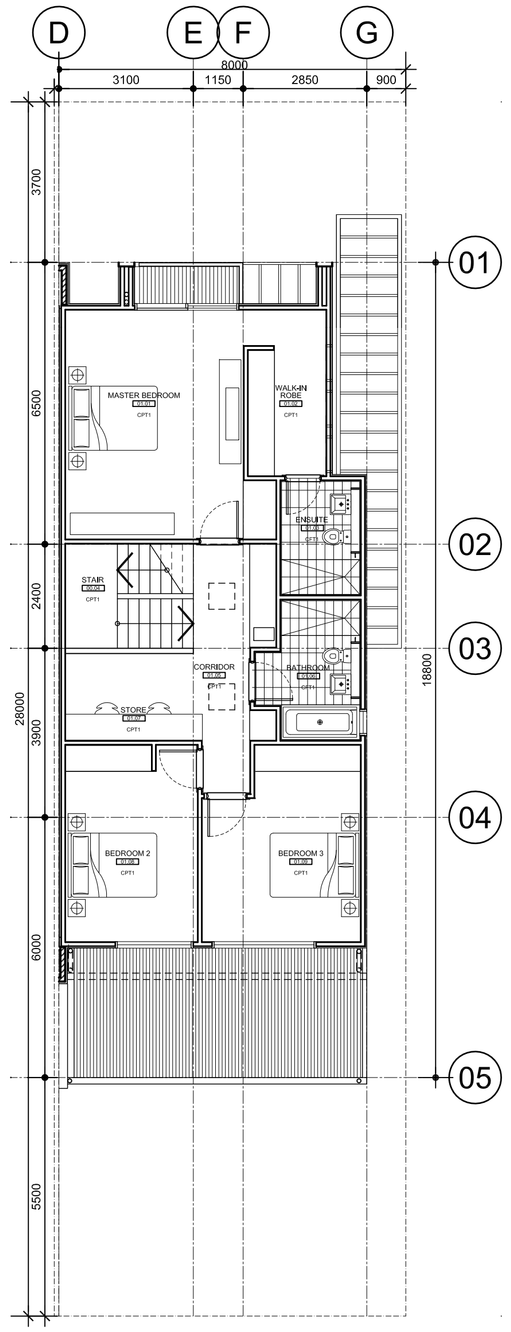

FIRST FLOOR PLAN

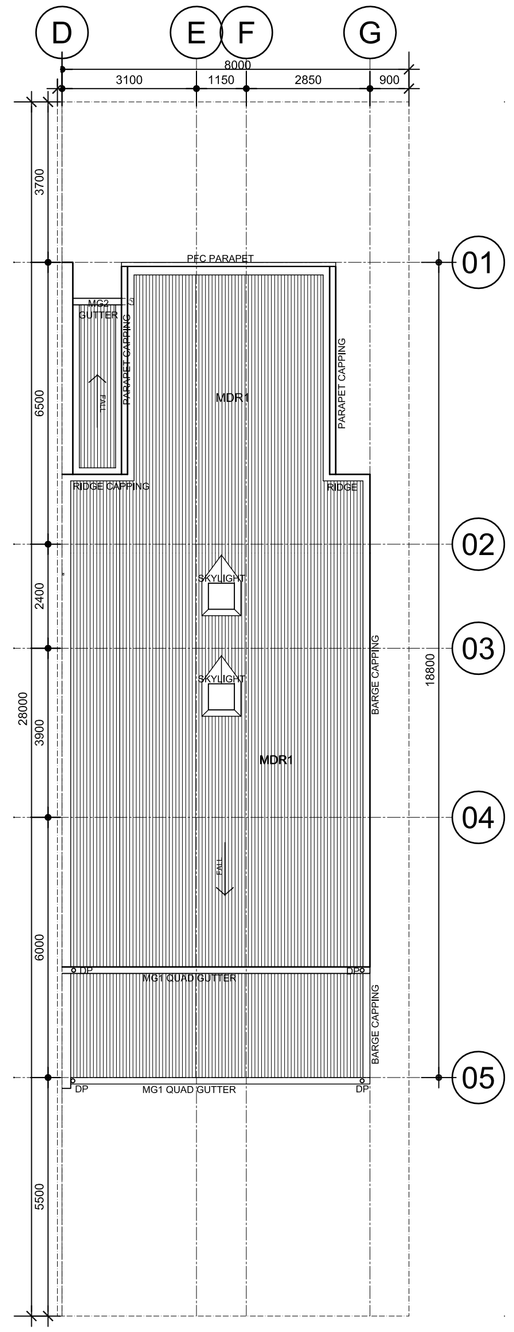

ROOF PLAN

ABBREVIATIONS LEGEND:

WALLS

AGS	:ALUMINIUM GLAZED SKYLIGHT
BKF	:BRICKWORK: FACE
BKR	:BRICKWORK: RENDER AND PAINT FINISH
CBP	:CONCRETE BLOCK WORK - PAINT FINISH
CG	:ALUMINIUM FRAMED CLEAR GLAZING
CWT1	:CERAMIC WALL TILES
MCC	:METAL INFILL PANEL
MFB	:METAL FIXED BLADE
MFSH	:METAL SCREEN - FIXED HORIZONTAL
MFSV	:METAL SCREEN - FIXED VERTICAL
MOSH	:METAL SCREEN - OPERABLE HORIZONTAL
RW1	:DARK GREY
RW2	:LIGHT GREY
RW3	:WHITE
SSH	:BRISE SOLEIL AWNING
TFS	:TIMBER SCREEN - FIXED
BAL01	:BALUSTRADE - TYPE 1 STEEL PLATE BALUSTER
BAL02	BALUSTRADE - TYPE 2 GLAZED
BAL03	BALUSTRADE - TYPE 3 WIRE
PBD	:PLASTERBOARD LINING, PAINT FINISH
FC01	:FIBRE CEMENT CLADDING: VERTICAL - SCYON-AXON
FC02V	:FIBRE CEMENT CLADDING: WIDE RECESS - VERTICAL - SCYON-STRIA
FC02H	:FIBRE CEMENT CLADDING: WIDE RECESS - HORIZONTAL - SCYON-STRIA
FC03	:FIBRE CEMENT CLADDING: EXPRESSED JOINT - SCYON-MATRIX
FC04	:FIBRE CEMENT CLADDING: WEATHERBOARD - SCYON-LINEA
FC05	:FIBRE CEMENT CLADDING: RENDERED
FC06	:FIBRE CEMENT CLADDING: RENDERED

GENERAL

EF	:EXHAUST FAN
RWO	:RAINWATER OUTLET
USR	:UNDERSIDE ROOF
ACU	:AIRCONDITIONING CONDENSOR UNIT
CL	:CLOTHES LINE
EDB	:ELECTRICAL DISTRIBUTION BOARD
GRS	:GAS REGULATOR SET
GM	:GAS METER
GTD	:GRATED DRAIN
HWU	:HOT WATER UNIT
LB	:LETTER BOX
RWT	:RAINWATER TANK
OF	:OVERFLOW
SS	:STAINLESS STEEL
SSL	:STRUCTURAL SLAB LEVEL
WM	:WATER METER
WPM	:WATERPROOF MEMBRANE
PER	:PERGOLA
MIR	:MIRROR
DP	:DOWNPIPE - COLORBOND
EJ	:EXPANSION JOINT
GDP	:GARAGE DOOR - TILT UP
PFC	:PARALLEL FLANGED CHANNEL PAINTED

CEILINGS

SPB	:PLASTERBOARD
SFC	:FIBRE CEMENT SOFFIT
SMP	:EXTERNAL TIMBER CLADDING

FLOORS

CFS	:CONCRETE FINISHED-AS-LAID: STEEL FLOAT
CFT1	:CERAMIC FLOOR TILES
CPT1	:CARPET
TMD1	:TIMBER DECKING - TYPE 1
SKT	:TIMBER SKIRTING 100mm HIGH

ROOFS

AWN	TIMBER FRAMED AWNING
MG1	:METAL GUTTER - TYPE 1 HALF ROUND
MG2	:METAL GUTTER - TYPE 2 CUSTOM PROFILE
MG3	:METAL GUTTER - TYPE 1 QUAD LOW FRONT
MDR1	:METAL DECK ROOF - TYPE 1

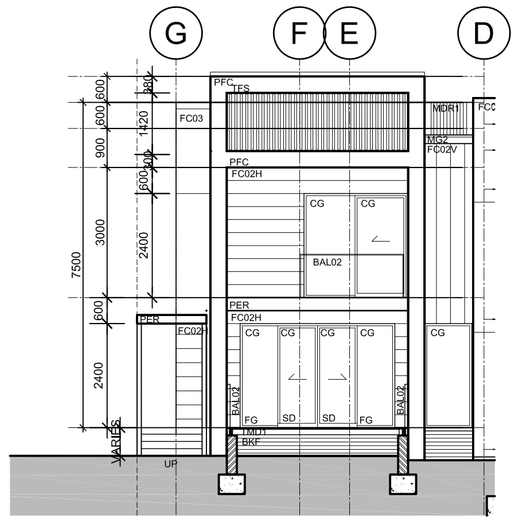

FRONT ELEVATION

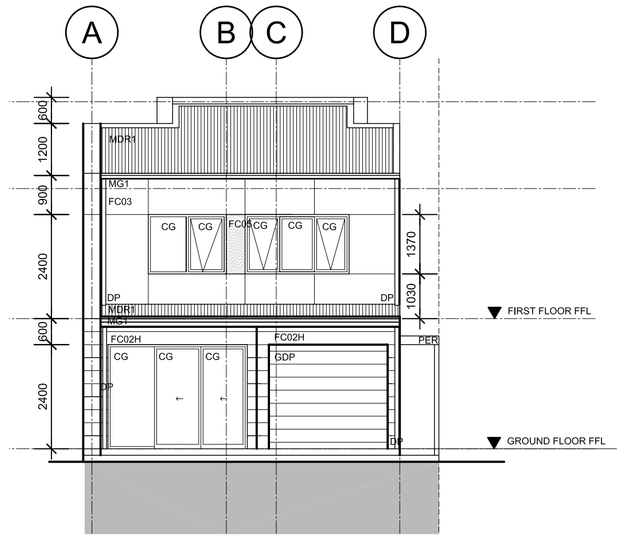

REAR ELEVATION

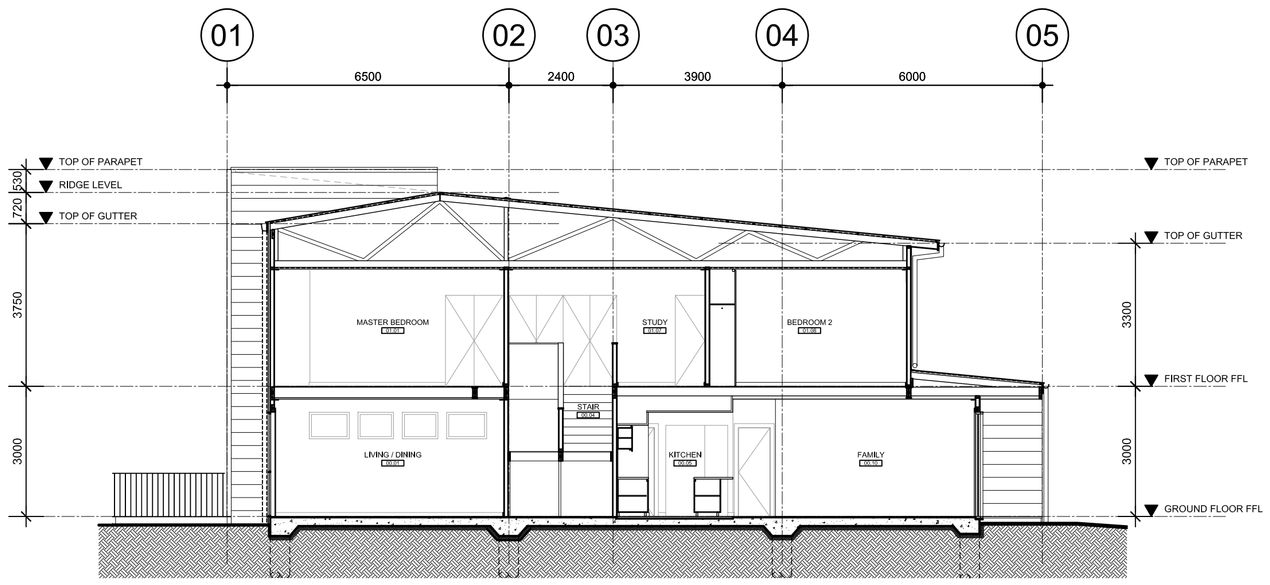

LONG SECTION

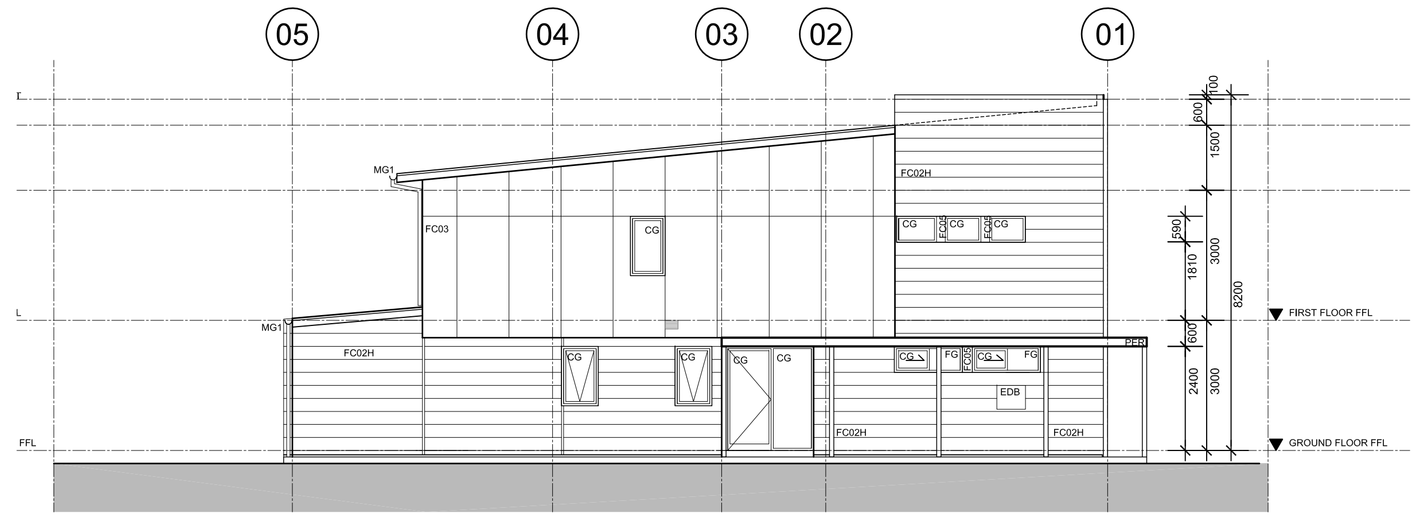

SIDE ELEVATION

Rev	Description	By	Date
A	DRAFT ISSUE FOR PA EXHIBITION	RB	21-03-11
B	ISSUE FOR PA EXHIBITION	RB	07-04-11
01	PREFERRED PROJECT	RB	12-12-11

© COPYRIGHT COX ARCHITECTURE PTY LTD 2010
ANY FORM OF REPRODUCTION OF THIS DRAWING IN FULL OR IN PART WITHOUT THE WRITTEN PERMISSION OF COX ARCHITECTURE PTY LTD CONSTITUTES AN INFRINGEMENT OF COPYRIGHT

Consultants		Consultants	
Project Manager	FRASERS PROPERTY	Heritage Consultant	
BCA Consultant		Acoustic	
Planning Consultant	JBA PLANNING	Environmental	
Structural	M&G CONSULTING	Traffic Consultant	
Civil	MEINHARDT ENGINEERING	Access Consultant	MORRIS GODING
Building Services		Cost Planner	WT PARTNERSHIP
Landscape	ENVIRONMENTAL PARTNERSHIP	Land Surveyor	

Cox Richardson
Level 2, 204 Clarence Street, Sydney 2000 Australia
Tel : 612 9267 9599 Fax : 612 9264 5844
Email : sydney@cox.com.au

FRASERS PUTNEY

Drawing Title
HOUSING TYPE 2B-SEMI-DETACHED: EAST DWELLING HIP ROOF

Drawing Number	Revision	Date
A-PA-FP-H2B	01	2011-12-12
Issued for	Scale	Drawn
PA	1:100@A1	RB

North

0 0.5 1 1.5 2 2.5 5m

Cox Architecture Pty Ltd ACN 002 535 891