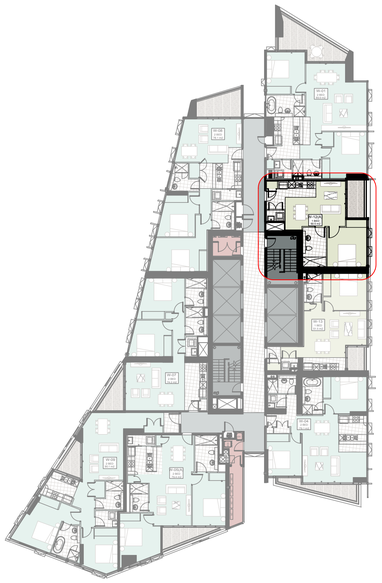

LOCATION DIAGRAM - NTS

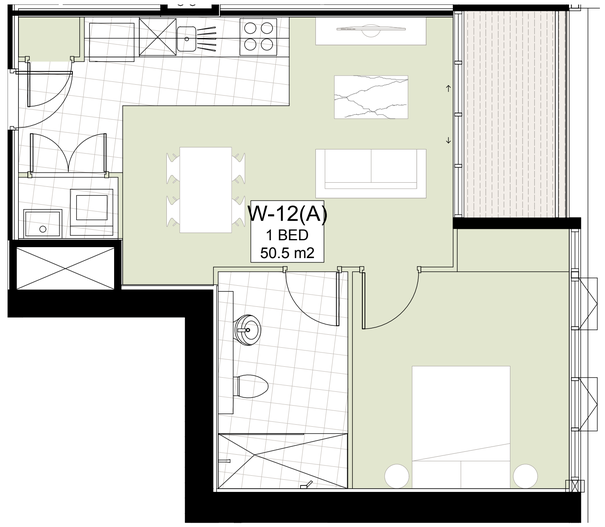

PRE-ADAPTATION

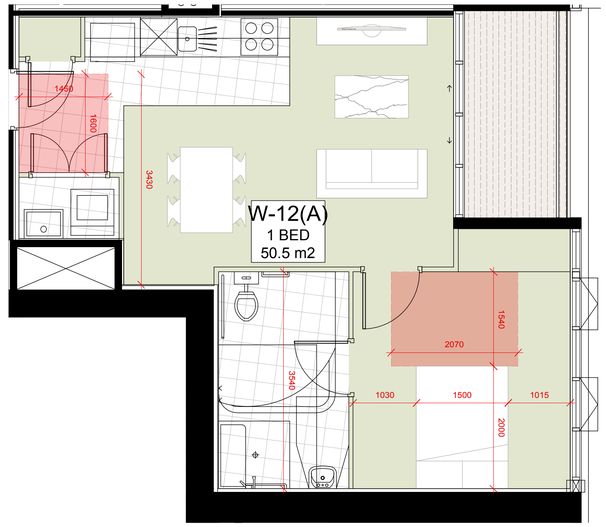

POST-ADAPTATION

01 WEST TOWER - ADAPTABLE DWELLING 03
1:50

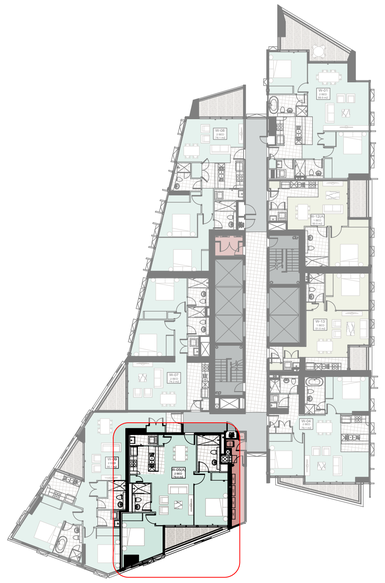

LOCATION DIAGRAM - NTS

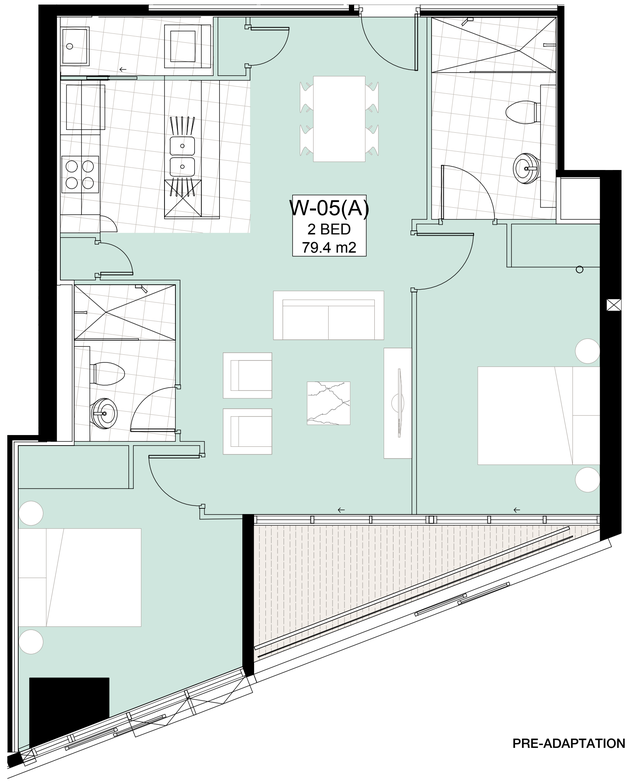

PRE-ADAPTATION

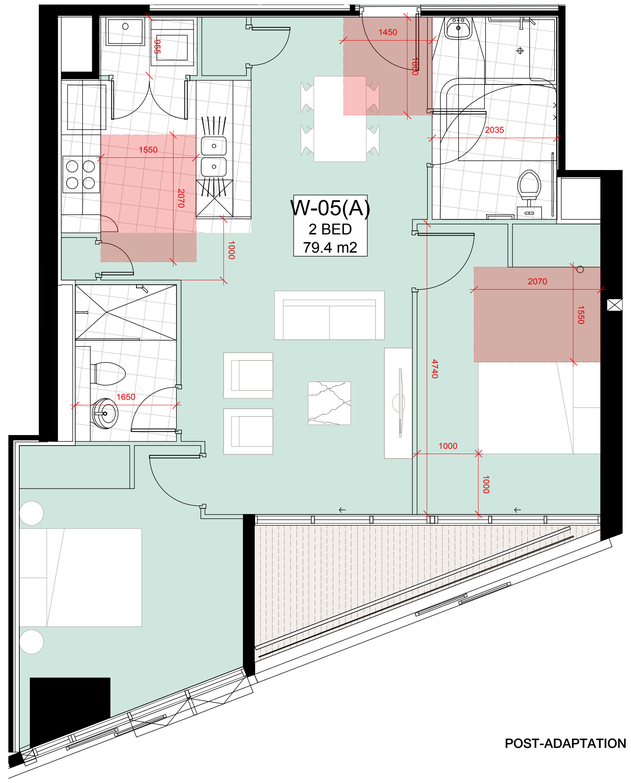

POST-ADAPTATION

02 WEST TOWER - ADAPTABLE DWELLING 04
1:50

TONYCAROARCHITECTURE

DRAWING PREPARED FOR:

MERITON
BUILDING LUXURY APARTMENTS AFFORDABLE

MERITON APARTMENTS
LEVEL 11, MERITON TOWER
528 KENT STREET, SYDNEY

BY:

TONY CARO ARCHITECTURE PTY LTD
LEVEL 1, 2 GLEN ST MILSONS POINT
NSW 2061 SYDNEY AUSTRALIA
T 99649100 F 99649133
WWW.TONYCAROARCHITECTURE.COM.AU

ISSUE REGISTER

No	Date	Note	By
10	18/2/14	Amended s75w Application	SM
9	12/2/14	Amended s75w Application	SM
8	19/12/13	Amended s75w Application	JF
7	17/5/13	Amended Section 75w Application	JF
6	23/11/11	DA Issue - Additional Information	JF
5	18/5/11	Issued for DA	JF
4	10/5/11	Preliminary DA Issue for Review	JF
3	28/4/11	Preliminary DA Issue for Review	JF
2	28/3/11	TEST	SM
1	28/3/11	PROGRESS MEETING	SM

REVISION REGISTER

No	Date	Note	By
C	18/2/14	Revised s75w Application	RD
B	12/2/14	Revised s75w Application	RD
A	19/12/13	Revised s75w Application	RD

LEGEND

KEY CONSULTANT INFO

LANDSCAPE
GUY STURT & ASSOC
GUY STURT
9211 3744
guy@sturtassociates.com.au

STRUCTURAL
BONACCI GROUP
TIM HOARE
8247 8400
thoare@bonaccigroup.com

HYDRAULIC
TBA
TBA
TBA
TBA

KEY CONSULTANT INFO

BASIX
EFFICIENT LIVING
TRACEY COOLES
9949 0332
tracey@efficientliving.com.au

SOLAR ACCESS
HEGGIES
NEIHAD AL-KHALIDY
9427 8100
neihad.al-khalidy@heggies.com.au

TRAFFIC
TTPA
ROSS NETTLE
0416 189 656
ttpa@ttpa.com.au

GENERAL NOTES

DO NOT SCALE OFF THIS DRAWING. USE FIGURED DIMENSIONS ONLY. VERIFY ALL DIMENSIONS ON SITE AND RESOLVE ANY DISCREPANCIES BEFORE PROCEEDING. COPYRIGHT OF THIS DRAWING AND THE DESIGNS EXECUTED REMAIN THE PROPERTY OF TONY CARO ARCHITECTURE. BUILDER TO EXAMINE SITE AND VERIFY SITE CONDITIONS PRIOR TO COMMENCING WORK. BUILDER TO CONFIRM BUILDING SETOUT PRIOR TO COMMENCING WORK. ALL ARCHITECTURAL DRAWINGS TO BE READ IN CONJUNCTION WITH OTHER ARCHITECTURAL DETAILS, SCHEDULES AND SPECIFICATIONS. ALL ARCHITECTURAL DRAWINGS AND DOCUMENTS TO BE READ IN CONJUNCTION WITH OTHER CONSULTANTS DRAWINGS AND SPECIFICATIONS. BUILDER TO ALLOW FOR DEFLECTION TO ALL SLABS AS REQUIRED TO STRUCTURAL ENGINEERS SPECIFICATION. CAD DOCUMENTS ARE ISSUED FOR INFORMATION ONLY. CHANGES ARE NOT TO BE MADE TO ANY DOCUMENTATION WITHOUT THE ARCHITECTS WRITTEN APPROVAL. TCA TAKES NO RESPONSIBILITY FOR THE ELECTRONIC TRANSMISSION. DIMENSIONS OR ACCURACY OF THESE DRAWINGS. CEILING LEVEL AT NOMINATED DISTANCE FROM FINISHED FLOOR LEVEL. FOR ALL EXTERNAL LEVELS REFER TO LANDSCAPE ARCHITECT'S DRAWINGS.

KEY PLAN / GENERAL INFO

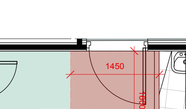

REFERENCE SCALE 1:100
0 1 2 3 4 5

PROJECT
RIVERFRONT APARTMENTS
330 CHURCH STREET
PARRAMATTA NSW

DRAWING NAME
Plans_Adaptable Apartments

SCALE	PAGE SIZE	STATUS
1:100	A1	PRELIMINARY
DWG DATE	DRAWN BY	APPR BY
MAR 2011	JF	TC
PLOT DATE	REV	ISSUE
12/18/14	C	10

DRAWING NUMBER
A650