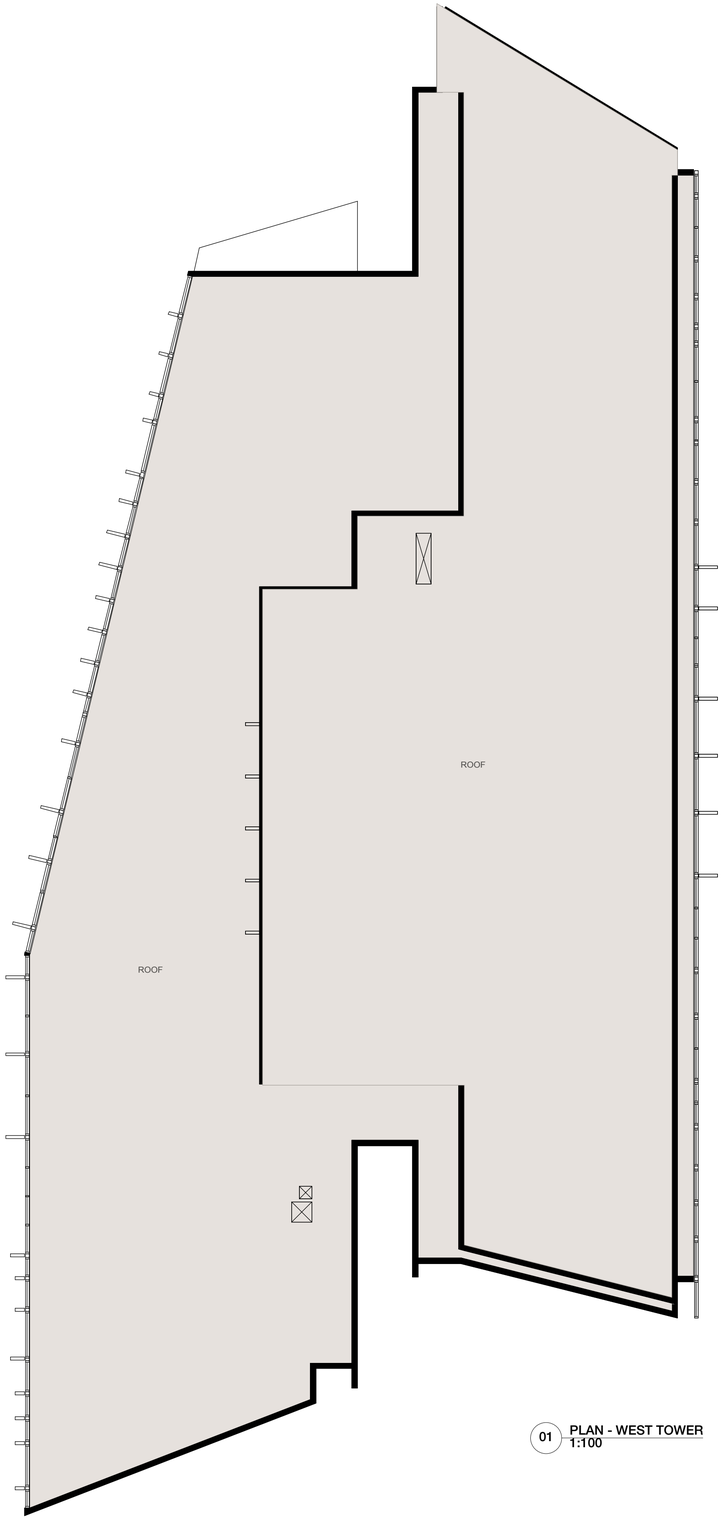

01 PLAN - WEST TOWER
1:100



02 PLAN - EAST TOWER
1:100

Meriton's BASIX Commitments – Riverfront Apartments

Glazing	Alumini + window - Single glazed Frames: 6.0 – Metal U-value	Artificial lighting (within units)	Kitchen and Accessory lighting to be provided to bathrooms, laundries and kitchens only.
Roof / ceiling insulation	Roof: Concrete slab roof to apartments Concrete slab roof with gyprock roof Roof insulation: None Ceiling insulation: None Ceiling insulation: None throughout, except as per thermal comfort requirements.	Heating & cooling (within units)	All units to have individual single phase reverse cycle air conditioners All 2 bedroom units: 2.5 star – Cooling and 2.5 star – Heating (cooled) (new) All 2 bedroom units: 2.5 star – Cooling and 2.5 star – Heating (cooled) (new) All 3 bedroom units: 2.5 star – Cooling and 2.5 star – Heating (cooled) (new)
Wall / floor insulation	External walls: Precast concrete – plasterboard lined External walls insulation: R1.5 insulation to units 10-14, 20-24, 30-34 – thermal comfort upgrade items Internal walls: Plasterboard on studs Floor: Ceramic tiles Floor: timbers (softwood) – metal – no insulation Floor: Concrete Floor insulation: None throughout, except as per thermal comfort requirements.	Ventilation systems (within units)	Bathroom ventilation: Individual fan, ducted to roof or facade – manual on/timer off Kitchen ventilation: Individual fan, ducted to roof or facade – manual on/timer off Kitchen ventilation: Individual fan, not ducted roof – manual switch on/off
Internal (within) upgrade items	Ceiling insulation: R1.5 insulation to units 10-14, 20-24, 30-34 – thermal comfort upgrade items Ceiling insulation: R1.5 insulation to units 10-14, 20-24, 30-34, 21-14, 22-14, 23-14, 24-14, 31-14, 32-14, 33-14, 34-14, 41-14, 42-14, 43-14, 44-14. External wall insulation: R1.5 insulation to units 2-10 to 14-20, 22-10 to 14-20, 31-10 to 34-20, 41-10 to 44-20 – thermal comfort upgrade items Floor insulation: R1.5 insulation to units 0-02, 3-06, 3-07, 3-08, 3-09, 3-10, 3-11, 3-12 – thermal comfort upgrade items	Appliances & other efficiency measures (within units)	Gas cooktop & electric oven Dishwasher – 3 star Clothes dryer – 4 star Well ventilated fridge space Clothes washer – 3 star
Fixtures (within units)	Showerheads: 9 star (>7.5 but <=9.0 l/min) Toilets: 4 star Taps: 5 star Bath taps: 4 star	Artificial lighting (within common areas)	Lifts: compact fluorescent – manual on / off Plant area: compact fluorescent – manual on / off Foyers: compact fluorescent – manual on / off Carpark: fluorescent – zoned switching with motion sensor Garbage rooms: fluorescent – manual on / off Garbage rooms: fluorescent – manual on / off Gym: compact fluorescent – manual on / off Store / Maintenance rooms: fluorescent – manual on / off Laundry: compact fluorescent – zoned switching Walkways: compact fluorescent – zoned switching
Fixtures (within common areas)	Showerheads: 9 star (>7.5 but <=9.0 l/min) Toilets: 4 star Bath taps: 4 star	Ventilation systems (within common areas)	Carpark: mechanical ventilation – CO monitoring to 25 ppm concealed Gym: air conditioned – time clock to BMS controlled Carpark: ventilation (supply + exhaust) – carbon monoxide monitor 1 VSD fan Lifts: ventilation – manual switch on / off – timer switch Garbage rooms: ventilation exhaust only – with no efficiency measures Garbage rooms: ventilation exhaust only – with no efficiency measures Plant or service rooms: ventilation exhaust only – interlocked to light Laundry: ventilation exhaust only – interlocked to light – manual switch on / off Walkways: ventilation, mechanical supply only – time clock to BMS controlled A TQM construction system is required for site development	
Appliances (within units)	Dishwashers: 3 star Cooktop operation: At least 80% of all occupants are expected to use gas cooktops or induction cooking appliances and a water efficiency of 3 star or greater	Mechanical energy	
Control rainwater / storage	Tank size: 20,000L Rainwater tank: To be taken on trafficable roof areas of towers Connected to: – Irrigation of landscaping	BASIX Commitments, approved by _____	
Roof / Site / Stormwater	Indoor pool Volume: 0.00 kL		
Special fuel water systems	Central gas-fired boiler with RC4.1 (Extra) insulation to reticulated and supply mains		
Hot heating systems	Type: electric heat pump heating / pump controlled by a timer		

DRAWING PREPARED FOR:

MERITON
MAKING LUXURY APARTMENTS AFFORDABLE

MERITON APARTMENTS
LEVEL 11, MERITON TOWER
528 KENT STREET, SYDNEY

BY:

TONY CARO ARCHITECTURE PTY LTD
LEVEL 1, 2 GLEN ST MILSONS POINT
NSW 2061 SYDNEY AUSTRALIA
T 99649100 F 99649133
WWW.TONYCAROARCHITECTURE.COM.AU

TONYCAROARCHITECTURE

ISSUE REGISTER

No	Date	Note	By
11	12/12/14	Amended s75w Application	SM
10	18/2/14	Amended s75w Application	SM
9	12/2/14	Amended s75w Application	SM
8	19/12/13	Amended s75w Application	JF
7	17/5/13	Amended Section 75w Application	JF
6	23/11/11	DA Issue – Additional Information	JF
5	18/5/11	Issued for DA	JF
4	10/5/11	Preliminary DA Issue for Review	JF
3	28/4/11	Preliminary DA Issue for Review	JF
2	28/3/11	TEST	SM

REVISION REGISTER

No	Date	Note	By
D	12/12/14	Revised s75w Application	RD
C	18/2/14	Revised s75w Application	RD
B	12/2/14	Revised s75w Application	RD
A	19/12/13	Revised s75w Application	RD

LEGEND

KEY CONSULTANT INFO

LANDSCAPE	GUY STURT & ASSOC GUY STURT 9211 3744 guy@sturtassociates.com.au
STRUCTURAL	BONACCI GROUP TIM HOARE 8247 8400 thoare@bonaccigroup.com
HYDRAULIC	TBA TBA TBA TBA

KEY CONSULTANT INFO

BASIX	EFFICIENT LIVING TRACEY COOLES 9949 0332 tracey@efficientliving.com.au
SOLAR ACCESS	HEGGIES NEIHAD AL-KHALIDY 9427 8100 neihad.al-khalidy@heggies.com.au
TRAFFIC	TTPA ROSS NETTLE 0416 189 656 ttpa@ttpa.com.au

GENERAL NOTES

DO NOT SCALE OFF THIS DRAWING. USE FIGURED DIMENSIONS ONLY. VERIFY ALL DIMENSIONS ON SITE AND RESOLVE ANY DISCREPANCIES BEFORE PROCEEDING. COPYRIGHT OF THIS DRAWING AND THE DESIGNS EXECUTED REMAIN THE PROPERTY OF TONY CARO ARCHITECTURE. BUILDER TO EXAMINE SITE AND VERIFY SITE CONDITIONS PRIOR TO COMMENCING WORK. BUILDER TO CONFIRM BUILDING SETOUT PRIOR TO COMMENCING WORK. ALL ARCHITECTURAL DRAWINGS TO BE READ IN CONJUNCTION WITH OTHER ARCHITECTURAL DETAILS, SCHEDULES AND SPECIFICATIONS. ALL ARCHITECTURAL DRAWINGS AND DOCUMENTS TO BE READ IN CONJUNCTION WITH OTHER CONSULTANTS DRAWINGS AND SPECIFICATIONS. BUILDER TO ALLOW FOR DEFLECTION TO ALL SLABS AS REQUIRED TO STRUCTURAL ENGINEERS SPECIFICATION. CAD DOCUMENTS ARE ISSUED FOR INFORMATION ONLY. CHANGES ARE NOT TO BE MADE TO ANY DOCUMENTATION WITHOUT THE ARCHITECTS WRITTEN APPROVAL. TCA TAKES NO RESPONSIBILITY FOR THE ELECTRONIC TRANSMISSION, DIMENSIONS OR ACCURACY OF THESE DRAWINGS. CEILING LEVEL AT NOMINATED DISTANCE FROM FINISHED FLOOR LEVEL. FOR ALL EXTERNAL LEVELS REFER TO LANDSCAPE ARCHITECT'S DRAWINGS.

KEY PLAN / GENERAL INFO

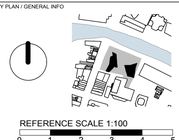

REFERENCE SCALE 1:100
0 1 2 3 4 5

PROJECT
RIVERFRONT APARTMENTS
330 CHURCH STREET
PARRAMATTA NSW

DRAWING NAME
Plan_Level 55 Roof

SCALE	PAGE SIZE	STATUS
1:100	A1	PRELIMINARY
DWG DATE	DRAWN BY	APPR BY
MAR 2011	JF	TC
PLOT DATE	REV	ISSUE
12/18/14	D	11

DRAWING NUMBER
A155