NSW GOVERNMENT
Planning

Issued under the Environmental Planning and Assessment Act 1979

Approved Section 75W Modification Application

No. 4 granted on the 14/11/14

in respect to MP 10_0171

Signed Awalhan

Sheet No. 35 of 50



GENERAL LEGEND

- ALL ARCHITECTURAL DRAWINGS AND DOCUMENTS TO BE READ IN CONJUNCTION WITH OTHER CONSULTANTS DRAWINGS AND REPORTS
- FOR ALL EXTERNAL LEVELS REFER LANDSCAPE DRAWINGS.
- USE FIGURE DIMENSIONS ONLY - DO NOT SCALE FROM DRAWINGS. IF UNSURE CONFIRM DIMENSION WITH ARCHITECT PRIOR TO PROCEEDING
- COPYRIGHT TONY CARO ARCHITECTURE
- DOCUMENT FILES ARE ISSUED FOR INFORMATION ONLY. CHANGES MUST NOT BE MADE TO DOCUMENTS WITHOUT ARCHITECT'S CONSENT

LEGEND - EXTERNAL FINISHES

AVB	ALUMINIUM VERTICAL BLADE - VARYING DEPTHS D200, 450, 600mm)
Q_1	GLAZING TYPE 1 - CLEAR
Q_2	GLAZING TYPE 2 - TRANSLUCENT GLASS, COLOUR TBA
Q_3	GLAZING TYPE 3 - OPAQUE FILM APPLIED, COLOUR TBA
BLC	BLUSTRAC - CLASS
BLU	BLUSTRAC - METAL
BLC	BLUSTRAC - CONCRETE WITH PAINTED FINISH OR SIMILAR
ALV	ALUMINIUM LOUVRE VENTS IN DARK BRONZE
ALS	ALUMINIUM LOUVRE SCREENS
	FINISH OR SIMILAR IN NATURAL WHITE
PC_1	PRECAST CONCRETE SPANDREL PANELS WITH PENETRATING PAINT
PC_2	3/400TH PRECAST CONCRETE WITH PAINTED FINISH (NATURAL
PC_3	WHITE OR SIMILAR
PC_4	PRECAST CONCRETE WITH VERTICAL TEXTURE AND PENETRATING PAINT FINISH OR SIMILAR IN DARK PEBBLE
PC_5	OR SIMILAR
PC_6	6/400TH PRECAST CONCRETE WITH PAINTED FINISH (DARK PEBBLE)
SSC	SANDSTONE CLADDING
SFF	STEEL PORTAL FRAME WITH MACCLOS PAINT FINISH
AHB	ALUMINIUM HORIZONTAL BLADES IN DARK BRONZE
CPF	PRECAST PORTAL FRAME WITH MACCLOS PAINT FINISH
PF5	PERFORATED METAL SCREEN

KEY PLAN / GENERAL INFO	
PROJECT	RIVERFRONT APARTMENTS 330 CHURCH STREET PARRAMATTA NSW
DRAWING NAME	ELEVATIONS - WEST TOWER
SCALE	1:250
PAGE SIZE	A1
STATUS	A
Date	27/2/14
DRN	RD
CHK	E
JF	9
	A354

REFERENCE SCALE 1:200

DRAWINGS AND SPECIFICATIONS: BUILDER TO ALLOW FOR DEFLECTION TO ALL SLABS AS REQUIRED BY STRUCTURAL ENGINEER. SPECIFICATION, CAD DOCUMENTS ARE ISSUED FOR INFORMATION ONLY. CHANGES ARE NOT TO BE MADE TO DOCUMENTS WITHOUT THE ARCHITECT'S WRITTEN APPROVAL. TCA TAKES NO RESPONSIBILITY FOR ANY DOCUMENTS TRANSMISSION, DIMENSIONS OR ACCURACY OF DRAWINGS. ALL DIMENSIONS TO BE CHECKED ON THESE DRAWINGS. CEILING LOW LEVEL FLOOR AND EXTERNAL LEVELS REFER TO STRUCTURAL ARCHITECT'S DRAWINGS.

GENERAL NOTES
DO NOT SCALE OFF THIS DRAWING. USE FIGURED DIMENSIONS ONLY. VERIFY ALL DIMENSIONS ON SITE AND RESOLVE ANY DISCREPANCIES BEFORE PROCEEDING. ALL DRAWINGS, SPECIFICATIONS AND THE DESIGNS EXECUTED REMAIN THE PROPERTY OF TONY CARO ARCHITECTURE. BUILDER TO EXAMINE SITE AND VERIFY SITE CONDITIONS PRIOR TO COMMENCING WORK. BUILDER TO COMMENCING WORK ALL ARCHITECTURAL DRAWINGS TO BE READ IN CONJUNCTION WITH OTHER ARCHITECTURAL DETAILS, SCHEDULES AND SPECIFICATIONS, ALL ARCHITECTURAL DRAWINGS TO BE READ IN CONJUNCTION WITH OTHER CONSULTANTS

KEY CONSULTANT INFO

BASIX	EFFICIENT LIVING PO BOX 1123 BONDI 9365 0332 trevor@efficientliving.com.au	
SOLAR ACCESS	MEDIUS SUITE 5.04, 55 MIDDLE STREET 9437 6100 michael.delaforce@mediusgroup.com.au	
TRAFFIC	TTPA PO BOX 1037 WILLOUGHBY 0416 189 656 tta@tpa.com.au	
LANDSCAPE	GUY STURT & ASSOC PO BOX 1 GLEBE 9211 3744 gs@gsarchitects.com.au	
STRUCTURAL	BONACCI GROUP PO BOX 1 GLEBE 9247 8400 thomas@bonaccigroup.com	
HYDRAULIC	TBA TBA TBA TBA	

REVISION REGISTER

Rev	Date	Note
E	20.3.14	Submission to East Ward
D	6.3.14	Amended CDM
C	21.2.14	Amended CDM
B	13.2.14	Amended CDM
A	12.2.14	Planning Proposal

ISSUE REGISTER

Rev	Date	Note
R	20.3.14	Amended S75W Application
Q	6.3.14	Amended S75w Application
P	13.2.14	Amended S75W Application
O	12.2.14	Amended S75W Application
N	27.11.13	Issued for Comment
M	22.10.13	Development Application
L	18.10.13	Issued for DA
K	11.10.13	Issued for Development Application
J	18.9.13	Issued for DA
H	13.9.13	Issued for DA Set Planner
G	29.8.13	Issued for DA
F	29.8.13	Preliminary DA Set Planner

DRAWING PREPARED FOR
MERITON
MERITON APARTMENTS
LEVEL 11, MERITON TOWER
526 KENT STREET, SYDNEY
NSW 2000

TONY CARO ARCHITECTURE PTY LTD
LEVEL 1, 2 GLEN ST MILSONS POINT
NSW 2061 SYDNEY AUSTRALIA
T 61 2 9955 2000 F 61 2 9955 2001
WWW.TONYCAROARCHITECTURE.COM.AU

TONY CARO ARCHITECTURE



NSW GOVERNMENT
Planning

Issued under the Environmental Planning and Assessment Act 1979

Approved Section 75W Modification Application

No. 4 granted on the 14/11/14

in respect to MP 10_0171

Signed

Sheet No. 36 of 50

LEGEND - EXTERNAL FINISHES

AVB	ALUMINUM VERTICAL BLADE - VARYING DEPTHS (300, 450, 600mm)
ALM	ALUMINUM LOUVRE SCREEN
BLG	BALUSTRADE - GLASS
BLC	BALUSTRADE - CONCRETE WITH PAINTED FINISH OR SIMILAR
BLM	BALUSTRADE - METAL
BLW	BALUSTRADE - TIMBER
GL_2	GLAZING TYPE 2 - TRANSLUCENT GLASS, COLOUR TBA
GL_3	GLAZING TYPE 3 - OPAQUE FILM APPLIED, COLOUR TBA
PC_1	PRECAST CONCRETE BPANDREL PANELS WITH PENETRATING PAINT FINISH OR SIMILAR IN NATURE, WHITE
PC_2	PRECAST CONCRETE WITH PAINTED FINISH (NATURAL GREY) OR SIMILAR
PC_3	PRECAST CONCRETE WITH PAINTED FINISH (GREY FEEBLE WHITE) OR SIMILAR
PC_4	PRECAST CONCRETE BLUE, VERTICAL TEXTURE FINISH OR SIMILAR
PFS	PERFORATED METAL SCREEN

GENERAL LEGEND

- ALL ARCHITECTURAL DRAWINGS AND DOCUMENTS TO BE READ IN CONJUNCTION WITH OTHER CONSULTANTS DRAWINGS AND REPORTS
- DO NOT SCALE OFF THIS DRAWING. USE FIGURED DIMENSIONS ONLY
- USE FIGURE DIMENSIONS ONLY - DO NOT SCALE FROM DRAWINGS. IF IN DOUBT ASK ARCHITECT. ALL DIMENSIONS TO BE VERIFIED BY ARCHITECT PRIOR TO PROCEEDING
- COPYRIGHT TONY CARO ARCHITECTURE
- DIGITAL FILES ARE ISSUED FOR INFORMATION ONLY, CHANGES MUST NOT BE MADE TO DOCUMENTS WITHOUT ARCHITECT'S CONSENT

DRAWING PREPARED FOR:

MERITON
PROPERTY SERVICES (NSW) PTY LIMITED

MERITON APARTMENTS
LEVEL 11, MERITON TOWER
528 KENT STREET, SYDNEY

BY:

TONY CARO ARCHITECTURE PTY LTD
LEVEL 1, 2 GLEN ST MILSONS POINT
NSW 2061 SYDNEY AUSTRALIA
T 95649100 F 95649133
WWW.TONYCAROARCHITECTURE.COM.AU

TONYCAROARCHITECTURE

ISSUE REGISTER

No	Date	Note	By
8	6/3/14	Amended s75w Application	SM
7	12/2/14	Amended s75w Application	SM
6	18/12/13	Amended s75W Application	JF
5	17/5/13	Amended s.75w Application	JF
4	23/01/13	DA Issue - Additional Information	JF
3	18/5/11	Issued for DA	JF
2	19/5/11	Revised Prelim. DA for Review	JF
1	29/4/11	Preliminary DA for Review	JF

REVISION REGISTER

No	Date	Note	By
D	6/3/14	Revised s75w Application	RD
C	21/2/14	Amended s75W	BY
B	18/2/14	Amended s75w	RD
A	12/2/14	Revised s75w Application	RD

KEY CONSULTANT INFO

LANDSCAPE	GUY STURT & ASSOC GUY STURT 9211 3744 guy@sturtassociates.com.au	BASIX	EFFICIENT LIVING TRACEY COOLES 9949 0332 tracey@efficientliving.com.au
STRUCTURAL	BONACCI GROUP TIM HOARE 8247 8400 thoare@bonaccigroup.com	SOLAR ACCESS	HEGGIES NEHAD AL-KHALIDY 9427 8100 nehad.al-khalidy@heggies.com.au
HYDRAULIC	TBA TBA TBA TBA	TRAFFIC	TTPA ROSS NETTLE 0416 189 658 ttpa@ttpa.com.au

GENERAL NOTES

DO NOT SCALE OFF THIS DRAWING. USE FIGURED DIMENSIONS ONLY. VERIFY ALL DIMENSIONS ON SITE AND RESOLVE ANY DISCREPANCIES BEFORE PROCEEDING. COPYRIGHT OF THIS DRAWING AND THE DESIGNS EXECUTED REMAIN THE PROPERTY OF TONY CARO ARCHITECTURE. BUILDER TO EXAMINE SITE AND VERIFY SITE CONDITIONS PRIOR TO COMMENCING WORK. BUILDER TO CONFIRM BUILDING SETOUT PRIOR TO COMMENCING WORK. ALL ARCHITECTURAL DRAWINGS TO BE READ IN CONJUNCTION WITH OTHER ARCHITECTURAL DETAILS, SCHEDULES AND SPECIFICATIONS. ALL ARCHITECTURAL DRAWINGS AND DOCUMENTS TO BE READ IN CONJUNCTION WITH OTHER CONSULTANTS DRAWINGS AND SPECIFICATIONS. BUILDER TO ALLOW FOR DEFLECTION TO ALL SLABS AS REQUIRED TO STRUCTURAL ENGINEERS SPECIFICATION. CAD DOCUMENTS ARE ISSUED FOR INFORMATION ONLY. CHANGES ARE NOT TO BE MADE TO ANY DOCUMENTATION WITHOUT THE ARCHITECTS WRITTEN APPROVAL. TCA TAKES NO RESPONSIBILITY FOR THE ELECTRONIC TRANSMISSION. DIMENSIONS OR ACCURACY OF THESE DRAWINGS. CEILING LEVEL AT NOMINATED DISTANCE FROM FINISHED FLOOR LEVEL FOR ALL EXTERNAL LEVELS REFER TO LANDSCAPE ARCHITECT'S DRAWINGS.

KEY PLAN / GENERAL INFO

REFERENCE SCALE 1:200
0 2 4 6 8 10

PROJECT
RIVERFRONT APARTMENTS
330 CHURCH STREET
PARRAMATTA NSW

DRAWING NAME
ELEVATIONS - WEST TOWER

SCALE	PAGE SIZE	STATUS
1:250	A1	A
Date	RD	JF
6/3/14	D	8

A355

NSW GOVERNMENT
Planning

Issued under the Environmental Planning and Assessment Act 1979

Approved Section 75W Modification Application

No. 4 granted on the 14/11/14

in respect to MP 10_0171

Signed. AWahan

Sheet No. 37 of 50

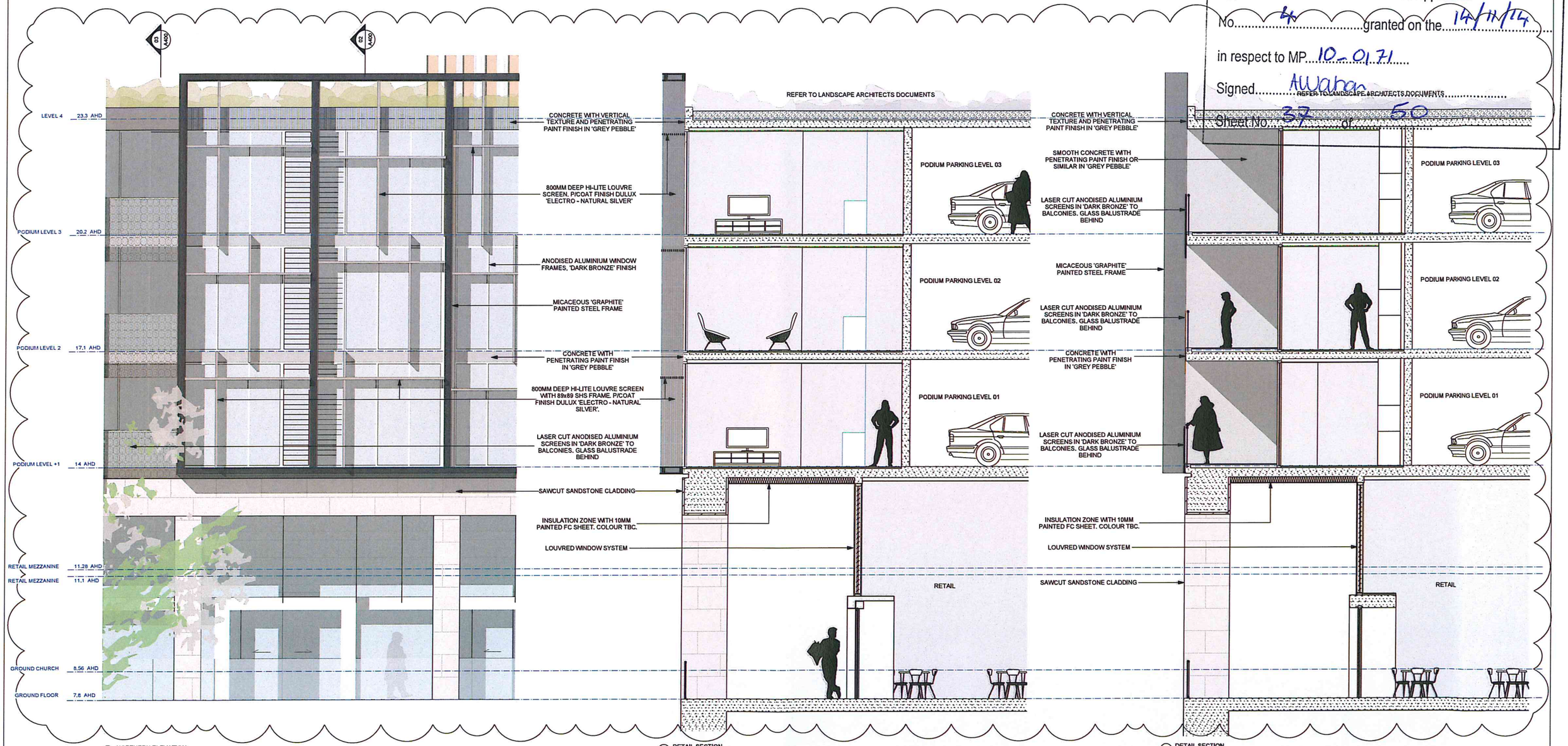

01 NORTHERN ELEVATION 1:50

02 DETAIL SECTION 1:50

03 DETAIL SECTION 1:50

KEY DIAGRAM

TONYCAROARCHITECTURE

DRAWING PREPARED FOR:

MERITON

MERITON APARTMENTS
LEVEL 11, MERITON TOWER
528 KENT STREET, SYDNEY

BY:

TONY CARO ARCHITECTURE PTY LTD
LEVEL 1, 2 GLEN ST MILSONS POINT
NSW 2061 SYDNEY AUSTRALIA
T 99649100 F 99649133
WWW.TONYCAROARCHITECTURE.COM.AU

ISSUE REGISTER

No	Date	Note	By
8	25/3/14	Amended s75w Application	BY
7	12/2/14	Amended s75w Application	BM
6	18/12/13	Amended s75W Application	JF
5	21/5/13	Amended s.75w Application	JF
4	23/11/11	DA Issue - Additional Information	JF
3	16/5/11	Issued for DA	JF
2	15/5/11	Revised Prelim DA for Review	JF
1	29/4/11	Preliminary DA for Review	JF

REVISION REGISTER

No	Date	Note	By
C	21/2/14	Amended s75W	BY
B	18/2/14	Amended s75w	RD
A	12/2/14	Revised s75w Application	RD

KEY CONSULTANT INFO

LANDSCAPE — GUY STURT & ASSOC, GUY STURT, 9211 3744, gsa@sturtassociates.com.au

STRUCTURAL — BONACCI GROUP, TIM HOARE, 8247 8400, thoare@bonaccigroup.com

HYDRAULIC — TBA, TBA, TBA, TBA

KEY CONSULTANT INFO

BASIX — EFFICIENT LIVING, TRACEY COOLES, 9949 0332, tracey@efficientliving.com.au

SOLAR ACCESS — HEGGIES, NEHAD AL-KHALIDY, 9427 8100, nehad.alkhalidy@heggies.com.au

TRAFFIC — TTPA, ROSS NETTLE, 0416 189 656, ttpa@ttpa.com.au

GENERAL NOTES

DO NOT SCALE OFF THIS DRAWING. USE FIGURED DIMENSIONS ONLY. VERIFY ALL DIMENSIONS ON SITE AND RESOLVE ANY DISCREPANCIES BEFORE PROCEEDING. COPYRIGHT OF THIS DRAWING AND THE DESIGNS EXECUTED REMAIN THE PROPERTY OF TONY CARO ARCHITECTURE. BUILDER TO EXAMINE SITE AND VERIFY SITE CONDITIONS PRIOR TO COMMENCING WORK. BUILDER TO CONFIRM BUILDING SETOUT PRIOR TO COMMENCING WORK. ALL ARCHITECTURAL DRAWINGS TO BE READ IN CONJUNCTION WITH OTHER ARCHITECTURAL DETAILS, SCHEDULES AND SPECIFICATIONS. ALL ARCHITECTURAL DRAWINGS AND DOCUMENTS TO BE READ IN CONJUNCTION WITH OTHER CONSULTANTS DRAWINGS AND SPECIFICATIONS. BUILDER TO ALLOW FOR DEFLECTION TO ALL SLABS AS REQUIRED TO STRUCTURAL ENGINEERS SPECIFICATION. CAD DOCUMENTS ARE ISSUED FOR INFORMATION ONLY. CHANGES ARE NOT TO BE MADE TO ANY DOCUMENTATION WITHOUT THE ARCHITECTS WRITTEN APPROVAL. TCA TAKES NO RESPONSIBILITY FOR THE ELECTRONIC TRANSMISSION. DIMENSIONS OR ACCURACY OF THESE DRAWINGS. CEILING LEVEL AT NOMINATED DISTANCE FROM FINISHED FLOOR LEVEL FOR ALL EXTERNAL LEVELS REFER TO LANDSCAPE ARCHITECT'S DRAWINGS.

KEY PLAN / GENERAL INFO

N

REFERENCE SCALE 1:100

0 1 2 3 4 5

PROJECT

RIVERFRONT APARTMENTS

330 CHURCH STREET
PARRAMATTA NSW

DRAWING NAME

DETAILED ELEVATIONS - PODIUM

SCALE	PAGE SIZE	STATUS
1:50	A1	A
Date	RD	JF
17/2/14	C	8

A400

NSW GOVERNMENT
Planning

Issued under the Environmental Planning and Assessment Act 1979

Approved Section 75W Modification Application

No. 4 granted on the 14/11/14

in respect to MP 10-0171

Signed. Alwahan

Sheet No. 38 of 50



01 NORTHERN ELEVATION
1:50

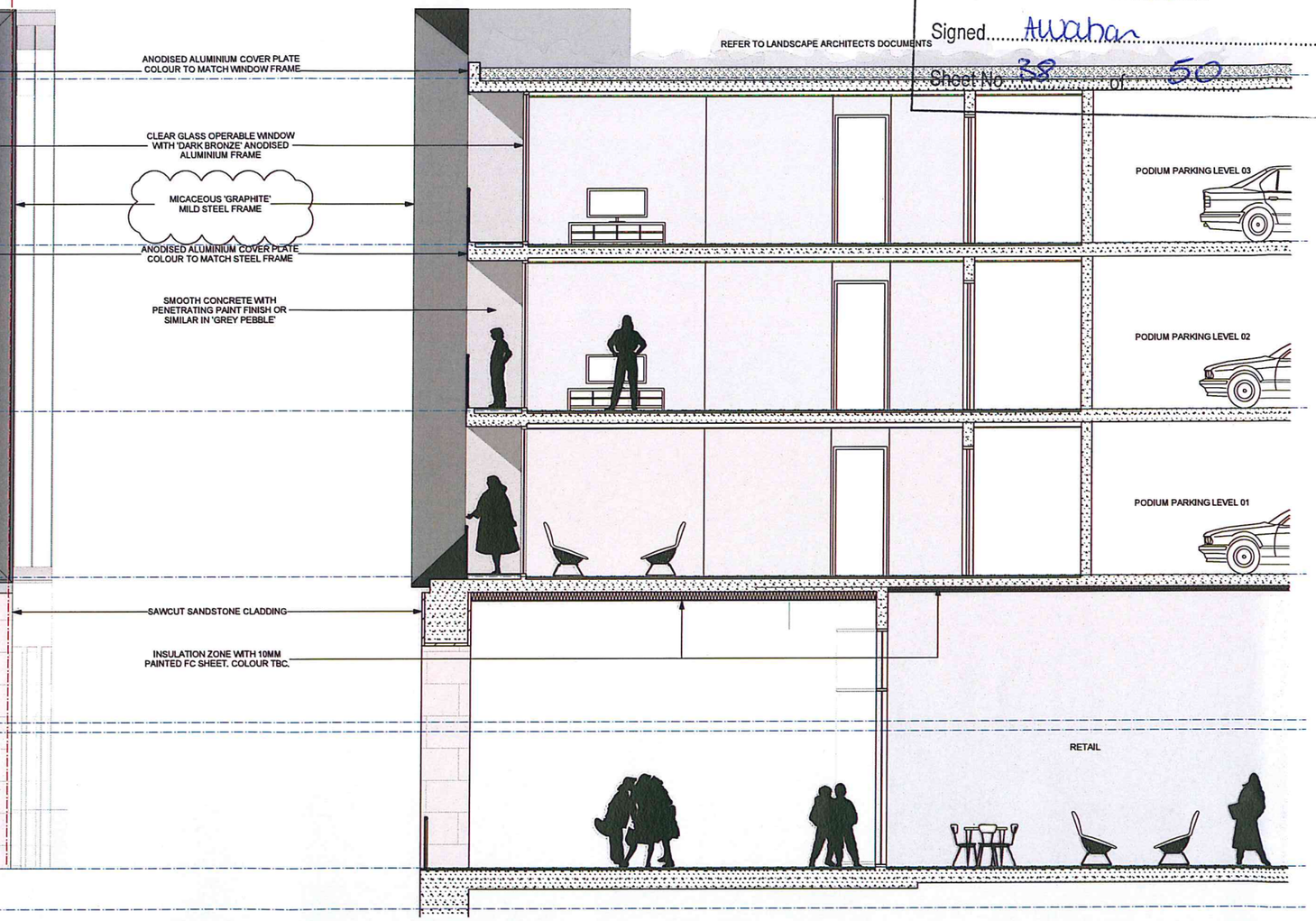

02 DETAIL SECTION
1:50

KEY DIAGRAM

TONY CARO ARCHITECTURE

DRAWING PREPARED FOR:

MERITON
SERVICED APARTMENTS
AUSTRALIA
AFFORDABLE

MERITON APARTMENTS
LEVEL 11, MERITON TOWER
528 KENT STREET, SYDNEY

BY:

TONY CARO ARCHITECTURE PTY LTD
LEVEL 1, 2 GLEN ST MILSONS POINT
NSW 2061 SYDNEY AUSTRALIA
T 99649100 F 99649133
WWW.TONYCAROARCHITECTURE.COM.AU

ISSUE REGISTER

No	Date	Note	By
10	25/2/14	Amended s75w Application	BY
9	12/2/14	Amended s75w Application	SM
8	18/12/13	Amended s75W Application	JF
7	1/11/13	Amended s.75w Application	JF
6	2/10/13	Amended s.75w Application	JF
5	23/11/11	DA Issue - Additional Information	JF
4	23/8/11	Issued for DA	JF
3	18/5/11	Issued for DA	JF
2	19/5/11	Revised Prelim DA for Review	JF
1	29/4/11	Preliminary DA for Review	JF

REVISION REGISTER

No	Date	Note	By
D	21/2/14	Amended s75W	BY
C	18/2/14	Amended s75w	RD
B	12/2/14	Revised s75w Application	RD
A	1/11/13	Revised s75w to Council comments	RD

KEY CONSULTANT INFO

LANDSCAPE	GUY STURT & ASSOC GUY STURT 9211 3744 guy@sturtassociates.com.au	
STRUCTURAL	BONACCI GROUP TIM HOARE 8247 8400 thoare@bonaccigroup.com	
HYDRAULIC	TBA TBA TBA TBA	

KEY CONSULTANT INFO

BASIX	EFFICIENT LIVING TRACEY COOLES 9949 0332 tracey@efficientliving.com.au	
SOLAR ACCESS	HEGGIES NEHAD AL-KHALIDY 8427 8100 nehad.al-khalidy@heggies.com.au	
TRAFFIC	TTPA ROSS NETTLE 0416 189 656 ttpa@ttpa.com.au	

GENERAL NOTES

DO NOT SCALE OFF THIS DRAWING. USE FIGURED DIMENSIONS ONLY. VERIFY ALL DIMENSIONS ON SITE AND RESOLVE ANY DISCREPANCIES BEFORE PROCEEDING. COPYRIGHT OF THIS DRAWING AND THE DESIGNS EXECUTED REMAIN THE PROPERTY OF TONY CARO ARCHITECTURE. BUILDER TO EXAMINE SITE AND VERIFY SITE CONDITIONS PRIOR TO COMMENCING WORK. BUILDER TO CONFIRM BUILDING SETOUT PRIOR TO COMMENCING WORK. ALL ARCHITECTURAL DRAWINGS TO BE READ IN CONJUNCTION WITH OTHER ARCHITECTURAL DETAILS, SCHEDULES AND SPECIFICATIONS. ALL ARCHITECTURAL DRAWINGS AND DOCUMENTS TO BE READ IN CONJUNCTION WITH OTHER CONSULTANTS DRAWINGS AND SPECIFICATIONS. BUILDER TO ALLOW FOR DEFLECTION TO ALL SLABS AS REQUIRED TO STRUCTURAL ENGINEERS SPECIFICATION. CAD DOCUMENTS ARE ISSUED FOR INFORMATION ONLY. CHANGES ARE NOT TO BE MADE TO ANY DOCUMENTATION WITHOUT THE ARCHITECTS WRITTEN APPROVAL. TCA TAKES NO RESPONSIBILITY FOR THE ELECTRONIC TRANSMISSION. DIMENSIONS OR ACCURACY OF THESE DRAWINGS. CEILING LEVEL AT NOMINATED DISTANCE FROM FINISHED FLOOR LEVEL. FOR ALL EXTERNAL LEVELS REFER TO LANDSCAPE ARCHITECTS DRAWINGS.

KEY PLAN / GENERAL INFO

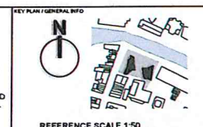

REFERENCE SCALE 1:50
0 0.5 1 1.5 2 2.5

PROJECT
RIVERFRONT APARTMENTS
330 CHURCH STREET
PARRAMATTA NSW

DRAWING NAME
DETAILED ELEVATIONS - PODIUM

SCALE	PAGE SIZE	STATUS
1:50	A1	A
Date	RD	JF
17/2/14	D	10

A401

NSW GOVERNMENT
Planning

Issued under the Environmental Planning and Assessment Act

Approved Section 75W Modification Application

No. 4 granted on the 14/11/14

In respect to MP 10_0171

Signed. ALahan

Sheet No. 39 of 50



01 EASTERN ELEVATION
1:50

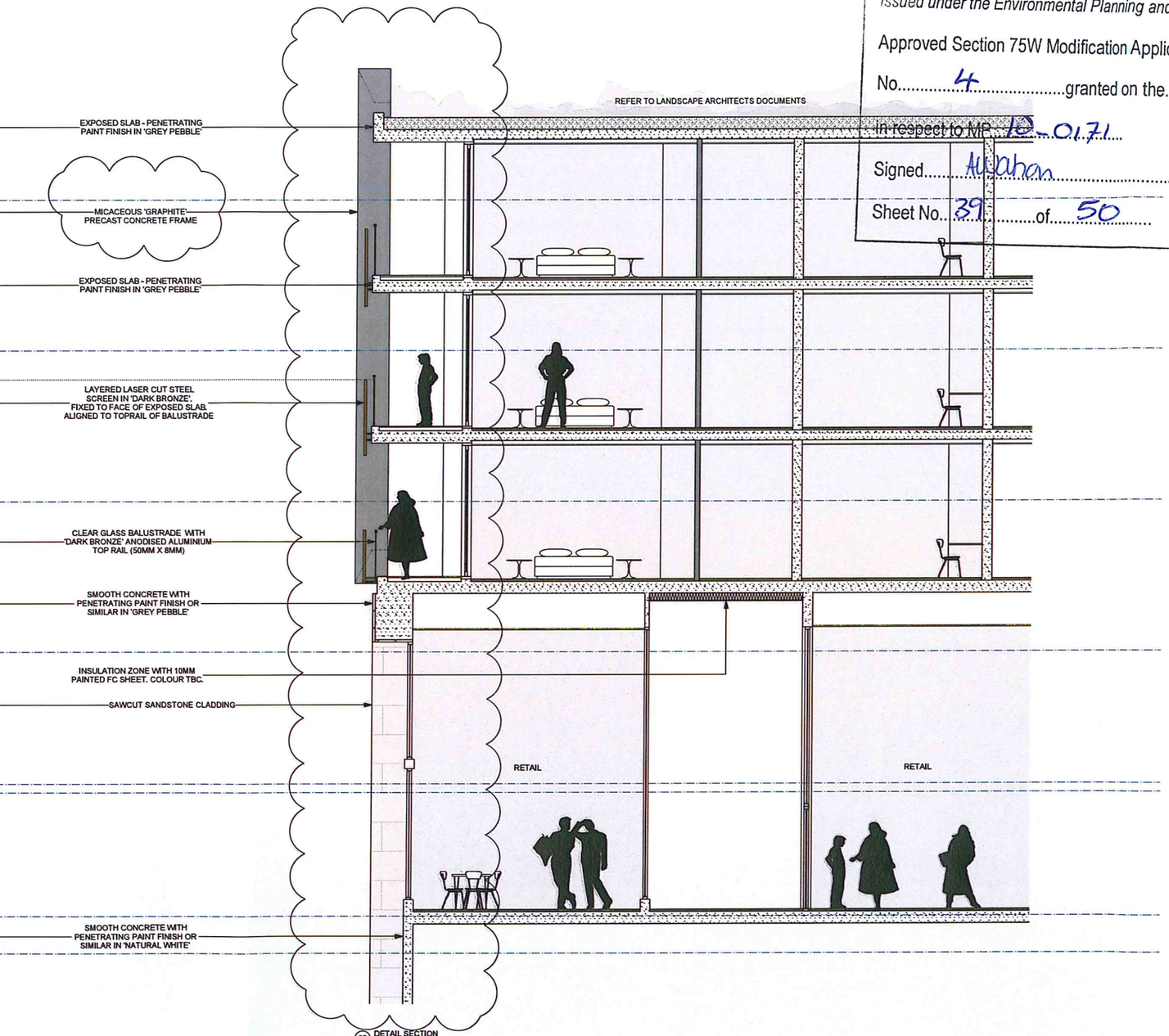

02 DETAIL SECTION
1:50

KEY DIAGRAM

DRAWING PREPARED FOR:

MERITON

MERITON APARTMENTS
LEVEL 11, MERITON TOWER
528 KENT STREET, SYDNEY

BY:

TONY CARO ARCHITECTURE PTY LTD
LEVEL 1, 2 GLEN ST MILSONS POINT
NSW 2061 SYDNEY AUSTRALIA
T 99649100 F 99649133
WWW.TONYCAROARCHITECTURE.COM.AU

TONYCAROARCHITECTURE

ISSUE REGISTER

No	Date	Note	By
8	26/3/14	Amended s75w Application	BY
7	13/2/14	Amended s75w Application	RM
6	18/12/13	Amended s75W Application	JF
5	21/5/13	Amended s.75w Application	JF
4	23/11/11	DA Issue - Additional Information	JF
3	18/5/11	Issued for DA	JF
2	10/5/11	Revised Prelim DA for Review	JF
1	29/4/11	Preliminary DA for Review	JF

REVISION REGISTER

No	Date	Note	By
C	21/2/14	Amended s75W	BY
B	18/2/14	Amended s75w	RD
A	13/2/14	Revised s75w Application	RD

KEY CONSULTANT INFO

LANDSCAPE	GUY STURT & ASSOC GUY STURT 9211 3744 guy@sturtassociates.com.au	
STRUCTURAL	BONACCI GROUP TIM HOARE 8247 8400 thoare@bonaccigroup.com	
HYDRAULIC	TBA TBA TBA TBA	

KEY CONSULTANT INFO

BASIX	EFFICIENT LIVING TRACEY COOLES 9949 0332 tracey@efficientliving.com.au
SOLAR ACCESS	HEGGIES NEHAD AL-KHALIDY 9427 8100 nehad.al-khalidy@heggies.com.au
TRAFFIC	TTPA ROSS NETTLE 0416 189 656 ttpa@ttpa.com.au

GENERAL NOTES

DO NOT SCALE OFF THIS DRAWING. USE FIGURED DIMENSIONS ONLY. VERIFY ALL DIMENSIONS ON SITE AND RESOLVE ANY DISCREPANCIES BEFORE PROCEEDING. COPYRIGHT OF THIS DRAWING AND THE DESIGNS EXECUTED REMAIN THE PROPERTY OF TONY CARO ARCHITECTURE. BUILDER TO EXAMINE SITE AND VERIFY SITE CONDITIONS PRIOR TO COMMENCING WORK. BUILDER TO CONFIRM BUILDING SETOUT PRIOR TO COMMENCING WORK. ALL ARCHITECTURAL DRAWINGS TO BE READ IN CONJUNCTION WITH OTHER ARCHITECTURAL DETAILS, SCHEDULES AND SPECIFICATIONS. ALL ARCHITECTURAL DRAWINGS AND DOCUMENTS TO BE READ IN CONJUNCTION WITH OTHER CONSULTANTS DRAWINGS AND SPECIFICATIONS. BUILDER TO ALLOW FOR DEFLECTION TO ALL SLABS AS REQUIRED TO STRUCTURAL ENGINEERS SPECIFICATION. CAD DOCUMENTS ARE ISSUED FOR INFORMATION ONLY. CHANGES ARE NOT TO BE MADE TO ANY DOCUMENTATION WITHOUT THE ARCHITECTS WRITTEN APPROVAL. TCA TAKES NO RESPONSIBILITY FOR THE ELECTRONIC TRANSMISSION. DIMENSIONS OR ACCURACY OF THESE DRAWINGS. CEILING LEVEL AT NOMINATED DISTANCE FROM FINISHED FLOOR LEVEL FOR ALL EXTERNAL LEVELS REFER TO LANDSCAPE ARCHITECT'S DRAWINGS.

KEY PLAN / GENERAL INFO

REFERENCE SCALE 1:50
0 0.5 1 1.5 2 2.5

PROJECT
RIVERFRONT APARTMENTS
330 CHURCH STREET
PARRAMATTA NSW

DRAWING NAME
DETAILED ELEVATIONS - PODIUM

SCALE	PAGE SIZE	STATUS
1:50	A1	A
Date	RD	JF
17/2/14	C	8

A403

NSW GOVERNMENT
Planning

Issued under the Environmental Planning and Assessment Act 1979

Approved Section 75W Modification Application

No. 4 granted on the 14/11/14

in respect to MP 10-0171

Signed: [illegible]

Sheet No. 40 of 50

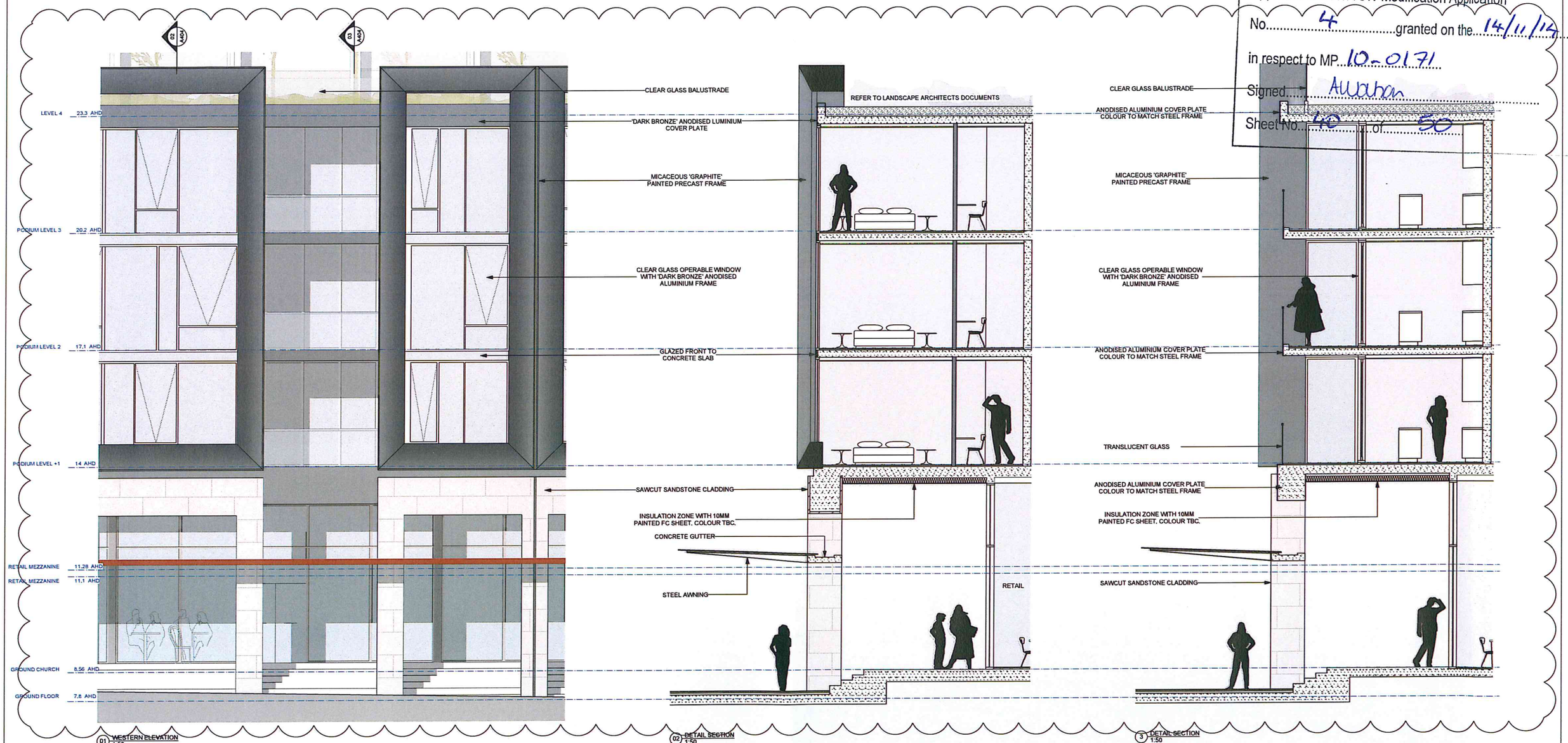

KEY DIAGRAM

DRAWING PREPARED FOR:

MERITON

MERITON APARTMENTS
LEVEL 11, MERITON TOWER
528 KENT STREET, SYDNEY

BY:

TONY CARO ARCHITECTURE PTY LTD
LEVEL 1, 2 GLEN ST MILSONS POINT
NSW 2061 SYDNEY AUSTRALIA
T 99649100 F 99649133
WWW.TONYCAROARCHITECTURE.COM.AU

TONY CARO ARCHITECTURE

ISSUE REGISTER

No	Date	Note	By
10	25/3/14	Amended s75w Application	BY
9	12/3/14	Amended s75w Application	SM
8	19/12/13	Amended s75W Application	JF
7	1/11/13	Amended s.75w Application	JF
6	21/5/13	Amended s.75w Application	JF
5	23/11/11	DA Issue - Additional Information	JF
4	23/8/11	Issued for DA	JF
3	18/5/11	Issued for DA	JF
2	10/5/11	Revised Prelim DA for Review	JF
1	29/4/11	Preliminary DA for Review	JF

REVISION REGISTER

No	Date	Note	By
D	21/2/14	Amended s75W	BY
C	19/2/14	Amended s75w	RD
B	12/2/14	Revised s75w Application	RD
A	1/11/13	Revised s75w to Council comments	RD

KEY CONSULTANT INFO

LANDSCAPE	GUY STURT & ASSOC GUY STURT 8211 3744 guy@sturtassociates.com.au	
STRUCTURAL	BONACCI GROUP TIM HOARE 8247 8400 thoare@bonaccigroup.com	
HYDRAULIC	TBA TBA TBA TBA	

KEY CONSULTANT INFO

BASIX	EFFICIENT LIVING TRACEY COOLES 9949 0332 tracey@efficientliving.com.au
SOLAR ACCESS	HEGGIES NEHAD AL-KHALIDY 9427 8100 nehad.al-khalidy@heggies.com.au
TRAFFIC	TTPA ROSS NETTLE 0416 189 656 tbaq@tpa.com.au

GENERAL NOTES

DO NOT SCALE OFF THIS DRAWING. USE FIGURED DIMENSIONS ONLY. VERIFY ALL DIMENSIONS ON SITE AND RESOLVE ANY DISCREPANCIES BEFORE PROCEEDING. COPYRIGHT OF THIS DRAWING AND THE DESIGNS EXECUTED REMAIN THE PROPERTY OF TONY CARO ARCHITECTURE. BUILDER TO EXAMINE SITE AND VERIFY SITE CONDITIONS PRIOR TO COMMENCING WORK. BUILDER TO CONFIRM BUILDING SETOUT PRIOR TO COMMENCING WORK. ALL ARCHITECTURAL DRAWINGS TO BE READ IN CONJUNCTION WITH OTHER ARCHITECTURAL DETAILS, SCHEDULES AND SPECIFICATIONS. ALL ARCHITECTURAL DRAWINGS AND DOCUMENTS TO BE READ IN CONJUNCTION WITH OTHER CONSULTANTS DRAWINGS AND SPECIFICATIONS. BUILDER TO ALLOW FOR DEFLECTION TO ALL SLABS AS REQUIRED TO STRUCTURAL ENGINEERS SPECIFICATION. CAD DOCUMENTS ARE ISSUED FOR INFORMATION ONLY. CHANGES ARE NOT TO BE MADE TO ANY DOCUMENTATION WITHOUT THE ARCHITECTS WRITTEN APPROVAL. TCA TAKES NO RESPONSIBILITY FOR THE ELECTRONIC TRANSMISSION. DIMENSIONS OR ACCURACY OF THESE DRAWINGS. CEILING LEVEL AT NOMINATED DISTANCE FROM FINISHED FLOOR LEVEL. FOR ALL EXTERNAL LEVELS REFER TO LANDSCAPE ARCHITECT'S DRAWINGS.

KEY PLAN / GENERAL INFO

PROJECT

RIVERFRONT APARTMENTS

330 CHURCH STREET
PARRAMATTA NSW

DRAWING NAME

DETAILED ELEVATIONS - PODIUM

SCALE	PAGE SIZE	STATUS
1:50	A1	A
Date	RD	JF
28/3/14	D	10

A404

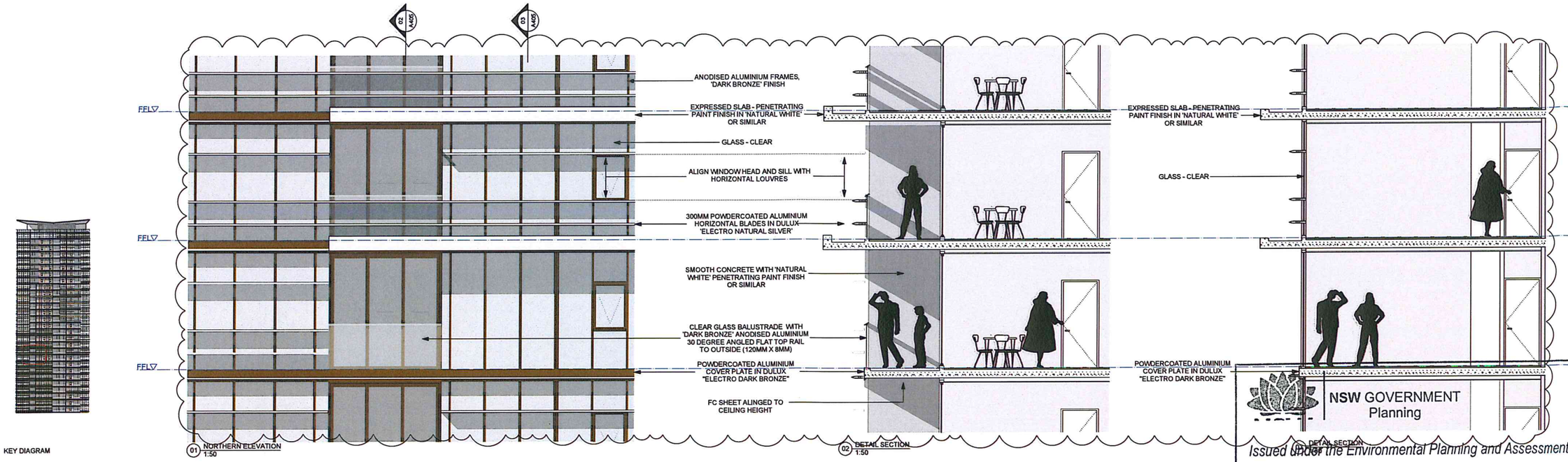

NSW GOVERNMENT
Planning

Issued under the Environmental Planning and Assessment Act 1979

Approved Section 75W Modification Application

No. 4 granted on the 14/11/14

in respect to MP 10_0171

Signed: [illegible]

Sheet No. 41 of 50

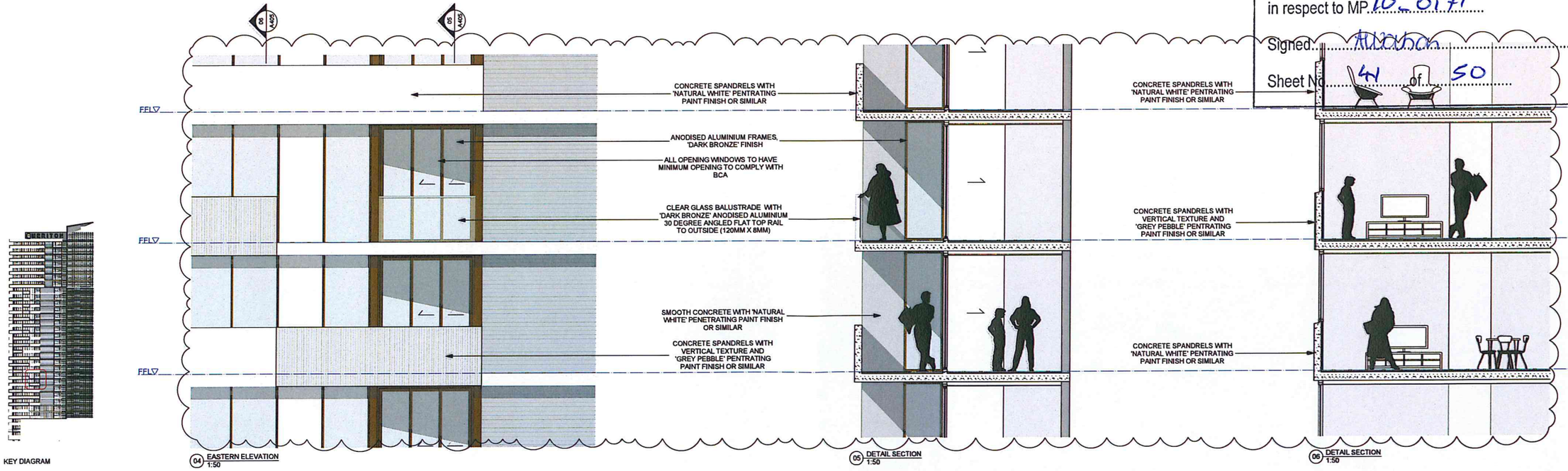

GENERAL LEGEND

-ALL ARCHITECTURAL DRAWINGS AND DOCUMENTS TO BE READ IN CONJUNCTION WITH OTHER CONSULTANTS DRAWINGS AND REPORTS
-FOR ALL EXTERNAL LEVELS REFER LANDSCAPE DRAWINGS.
-USE FIGURE DIMENSIONS ONLY - DO NOT SCALE FROM DRAWINGS. IF UNSURE CONFIRM DIMENSION WITH ARCHITECT PRIOR TO PROCEEDING
-COPYRIGHT TONY CARO ARCHITECTURE
-DIGITAL FILES ARE ISSUED FOR INFORMATION ONLY, CHANGES MUST NOT BE MADE TO DOCUMENTS WITHOUT ARCHITECT'S CONSENT

LEGEND - EXTERNAL FINISHES

AVB	ALUMINIUM VERTICAL BLADE - VARYING DEPTHS (300, 450, 600mm)	PC_1	PRECAST CONCRETE SPANDREL PANELS WITH PENETRATING PAINT FINISH OR SIMILAR	AHB	ALUMINIUM HORIZONTAL BLADE
ALS	ALUMINIUM SLIDING SCREENS	PC_2	SMOOTH PRECAST CONCRETE WITH PAINTED FINISH (NATURAL WHITE) OR SIMILAR	PC_4	ALUMINIUM COVER PLATE IN 'DARK BRONZE'
ALV	ALUMINIUM LOUVRE VENT IN 'DARK BRONZE'	PC_3	SMOOTH PRECAST CONCRETE WITH PAINTED FINISH (GREY PEBBLE) OR SIMILAR	PFS	PERFORATED METAL SCREEN
BLG	BALUSTRADE - CONCRETE WITH PAINTED FINISH OR SIMILAR	PC_4	PRECAST CONCRETE WITH VERTICAL TEXTURE AND PENETRATING PAINT FINISH IN 'GREY PEBBLE' OR SIMILAR		
BLC	BALUSTRADE - METAL				
G_1	GLAZING TYPE 1 - CLEAR				
G_2	GLAZING TYPE 2 - TRANSLUCENT GLASS. COLOUR TBA				
G_3	GLAZING TYPE 3 - OPAQUE FILM APPLIED. COLOUR TBA				

TONYCAROARCHITECTURE

DRAWING PREPARED FOR:
MERITON
MERITON APARTMENTS
LEVEL 11, MERITON TOWER
528 KENT STREET, SYDNEY

BY:
TONY CARO ARCHITECTURE PTY LTD
LEVEL 1, 3 GLEN ST MILSONS POINT
NSW 2061 SYDNEY AUSTRALIA
T 9964 9100 F 9964 9133
WWW.TONYCAROARCHITECTURE.COM.AU

ISSUE REGISTER

No	Date	Note	By
6	26/3/14	Amended for s75w Application	SY
5	12/2/14	Amended S75W Application	SM
4	17/5/13	Amended s75w Application	JF
3	23/11/11	DA Issue - Additional Information	JF
2	18/5/11	Issued for DA	JF
1	26/4/11	Preliminary DA for review	JF

REVISION REGISTER

No	Date	Note	By

KEY CONSULTANT INFO

LANDSCAPE	GUY STURT & ASSOC GUY STURT 8211 3744 guy@sturtassociates.com.au	BASIX	EFFICIENT LIVING TRACEY COOLES 9949 0332 tracey@efficientliving.com.au
STRUCTURAL	BONACCI GROUP TIM HOARE 8247 8400 thoare@bonaccigroup.com	SOLAR ACCESS	HEGGIES NEHAD AL-KHALIDY 8427 8100 nehad.al-khalidy@heggies.com.au
HYDRAULIC	TBA TBA TBA TBA	TRAFFIC	TTPA ROSS NETTLE 0416 189 656 ttpa@ttpa.com.au

GENERAL NOTES

DO NOT SCALE OFF THIS DRAWING. USE FIGURED DIMENSIONS ONLY. VERIFY ALL DIMENSIONS ON SITE AND RESOLVE ANY DISCREPANCIES BEFORE PROCEEDING. COPYRIGHT OF THIS DRAWING AND THE DESIGNS EXECUTED REMAIN THE PROPERTY OF TONY CARO ARCHITECTURE. BUILDER TO EXAMINE SITE AND VERIFY SITE CONDITIONS PRIOR TO COMMENCING WORK. BUILDER TO CONFIRM BUILDING SETOUT PRIOR TO COMMENCING WORK. ALL ARCHITECTURAL DRAWINGS TO BE READ IN CONJUNCTION WITH OTHER ARCHITECTURAL DETAILS, SCHEDULES AND SPECIFICATIONS. ALL ARCHITECTURAL DRAWINGS AND DOCUMENTS TO BE READ IN CONJUNCTION WITH OTHER CONSULTANTS

DRAWINGS AND SPECIFICATIONS. BUILDER TO ALLOW FOR DEFLECTION TO ALL SLABS AS REQUIRED TO STRUCTURAL ENGINEERS SPECIFICATION. CAD DOCUMENTS ARE ISSUED FOR INFORMATION ONLY. CHANGES ARE NOT TO BE MADE TO ANY DOCUMENTATION WITHOUT THE ARCHITECTS WRITTEN APPROVAL. TCA TAKES NO RESPONSIBILITY FOR THE ELECTRONIC TRANSMISSION, DIMENSIONS OR ACCURACY OF THESE DRAWINGS. CEILING LEVEL AT NOMINATED DISTANCE FROM FINISHED FLOOR LEVEL. FOR ALL EXTERNAL LEVELS REFER TO LANDSCAPE ARCHITECT'S DRAWINGS.

KEY PLAN / GENERAL INFO

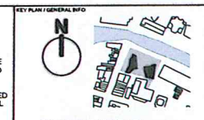

REFERENCE SCALE 1:50
0 0.5 1 1.5 2 2.5

PROJECT
RIVERFRONT APARTMENTS
330 CHURCH STREET
PARRAMATTA NSW

DRAWING NAME
DETAILED ELEVATIONS - EAST TOWER

SCALE	PAGE SIZE	STATUS
1:50	A1	A
Date	RD	JF
3/12/13		6

A405

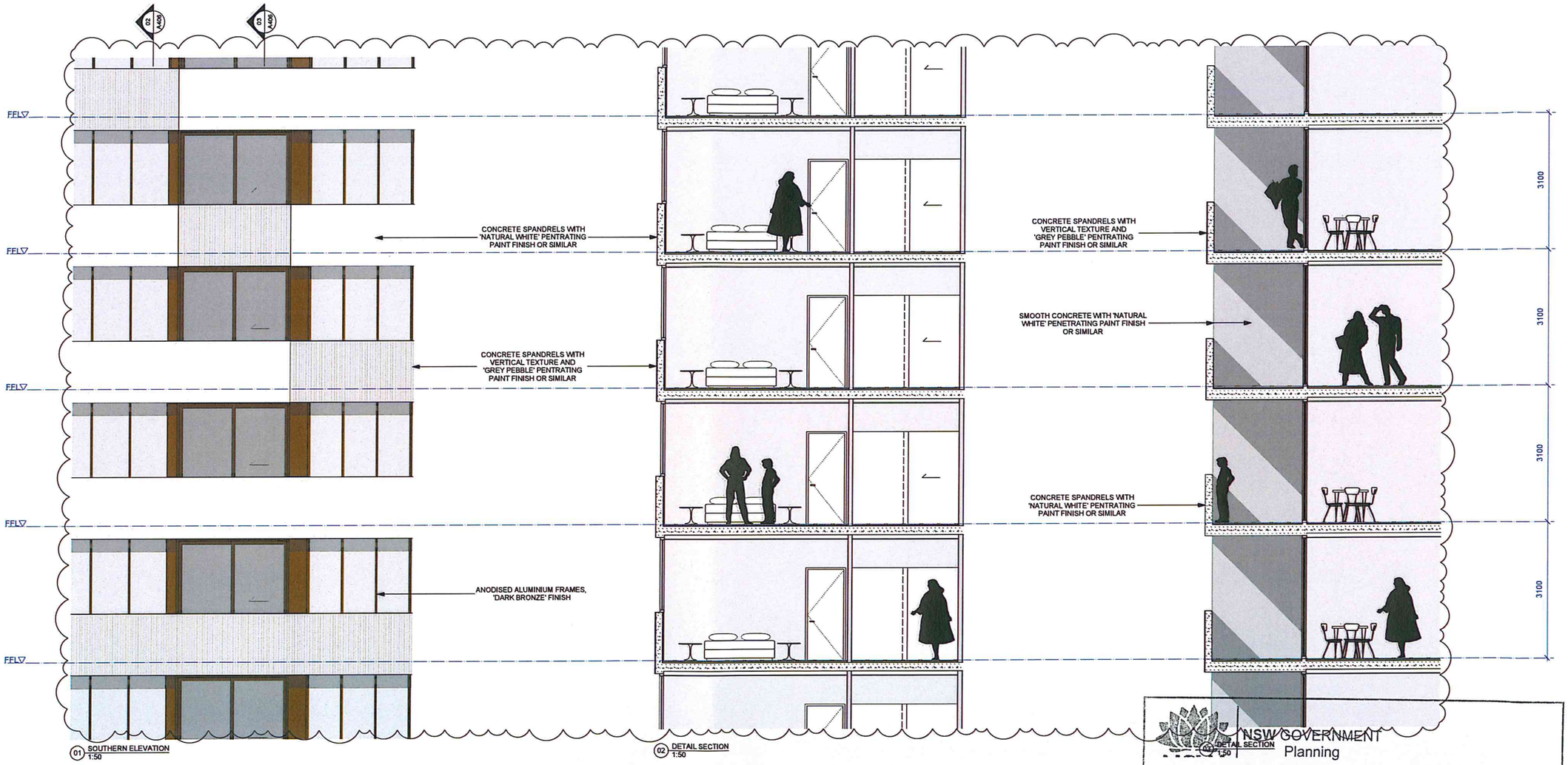

01 SOUTHERN ELEVATION
1:50

02 DETAIL SECTION
1:50

03 DETAIL SECTION
1:50

KEY DIAGRAM

NSW GOVERNMENT
Planning

Issued under the Environmental Planning and Assessment Act 1979

Approved Section 75W Modification Application

No. 4 granted on the 14/11/14

in respect to MP 10_0171

Signed. AWaban

Sheet No. 42 of 50

GENERAL LEGEND

-ALL ARCHITECTURAL DRAWINGS AND DOCUMENTS TO BE READ IN CONJUNCTION WITH OTHER CONSULTANTS DRAWINGS AND REPORTS
-FOR ALL EXTERNAL LEVELS REFER LANDSCAPE DRAWINGS.
-USE FIGURE DIMENSIONS ONLY - DO NOT SCALE FROM DRAWINGS. IF UNSURE CONFIRM DIMENSION WITH ARCHITECT PRIOR TO PROCEEDING
-COPYRIGHT TONY CARO ARCHITECTURE
-DIGITAL FILES ARE ISSUED FOR INFORMATION ONLY, CHANGES MUST NOT BE MADE TO DOCUMENTS WITHOUT ARCHITECT'S CONSENT

LEGEND - EXTERNAL FINISHES

AVB	ALUMINIUM VERTICAL BLADE - VARYING DEPTHS (300, 450, 600mm)
ALS	ALUMINIUM SLIDING SCREENS
ALV	ALUMINIUM LOUVRE VENT IN 'DARK BRONZE'
BLG	BALUSTRADE - CONCRETE WITH PAINTED FINISH OR SIMILAR
BLC	BALUSTRADE - METAL
G_1	GLAZING TYPE 1 - CLEAR
G_2	GLAZING TYPE 2 - TRANSLUCENT GLASS. COLOUR TBA
G_3	GLAZING TYPE 3 - OPAQUE FILM APPLIED. COLOUR TBA
PC_1	PRECAST CONCRETE SPANDREL PANELS WITH PENETRATING PAINT FINISH OR SIMILAR
PC_2	SMOOTH PRECAST CONCRETE WITH PAINTED FINISH (NATURAL WHITE) OR SIMILAR
PC_3	SMOOTH PRECAST CONCRETE WITH PAINTED FINISH (GREY PEBBLE) OR SIMILAR
PC_4	PRECAST CONCRETE WITH VERTICAL TEXTURE AND PENETRATING PAINT FINISH IN 'GREY PEBBLE' OR SIMILAR
AHB	ALUMINIUM HORIZONTAL BLADE
ACP	ALUMINIUM COVER PLATE IN 'DARK BRONZE'
PFS	PERFORATED METAL SCREEN

TONY CARO ARCHITECTURE

DRAWING PREPARED FOR:
MERITON
BRIGHTER LIVING APARTMENTS AFFORDABLE

MERITON APARTMENTS
LEVEL 11, MERITON TOWER
528 KENT STREET, SYDNEY

BY:

TONY CARO ARCHITECTURE PTY LTD
LEVEL 1, 2 GLEN ST MILSONS POINT
NSW 2061 SYDNEY AUSTRALIA
T 99649100 F 99649133
WWW.TONYCAROARCHITECTURE.COM.AU

ISSUE REGISTER

No.	Date	Note	By
8	26/3/14	Amended for s75w Application	SY
6	12/2/14	Amended S75W Application	SM
4	17/5/13	Amended s.75w Application	JF
3	23/10/11	DA Issue - Additional Information	JF
2	18/5/11	Issued for DA	JF
1	29/4/11	Preliminary DA for review	JF

REVISION REGISTER

No.	Date	Note	By

KEY CONSULTANT INFO

LANDSCAPE	GUY STURT & ASSOC GUY STURT 6211 3744 guy@sturtassociates.com.au	
STRUCTURAL	BONACCI GROUP TIM HOARE 8247 8400 thoare@bonaccigroup.com	
HYDRAULIC	TBA TBA TBA TBA	
BASIX	EFFICIENT LIVING TRACEY COOLES 9949 0332 tracey@efficientliving.com.au	
SOLAR ACCESS	HEGGIES NEIHAD AL-KHALIDY 9427 8100 neihad.al-khalidy@heggies.com.au	
TRAFFIC	TTPA ROSS NETTLE 0416 189 656 tta@tpa.com.au	

GENERAL NOTES

DO NOT SCALE OFF THIS DRAWING. USE FIGURED DIMENSIONS ONLY. VERIFY ALL DIMENSIONS ON SITE AND RESOLVE ANY DISCREPANCIES BEFORE PROCEEDING. COPYRIGHT OF THIS DRAWING AND THE DESIGNS EXECUTED REMAIN THE PROPERTY OF TONY CARO ARCHITECTURE. BUILDER TO EXAMINE SITE AND VERIFY SITE CONDITIONS PRIOR TO COMMENCING WORK. BUILDER TO CONFIRM BUILDING SETOUT PRIOR TO COMMENCING WORK. ALL ARCHITECTURAL DRAWINGS TO BE READ IN CONJUNCTION WITH OTHER ARCHITECTURAL DETAILS, SCHEDULES AND SPECIFICATIONS. ALL ARCHITECTURAL DRAWINGS AND DOCUMENTS TO BE READ IN CONJUNCTION WITH OTHER CONSULTANTS DRAWINGS AND SPECIFICATIONS. BUILDER TO ALLOW FOR DEFLECTION TO ALL SLABS AS REQUIRED TO STRUCTURAL ENGINEERS SPECIFICATION. CAD DOCUMENTS ARE ISSUED FOR INFORMATION ONLY. CHANGES ARE NOT TO BE MADE TO ANY DOCUMENTATION WITHOUT THE ARCHITECTS WRITTEN APPROVAL. TCA TAKES NO RESPONSIBILITY FOR THE ELECTRONIC TRANSMISSION. DIMENSIONS OR ACCURACY OF THESE DRAWINGS. CEILING LEVEL AT NOMINATED DISTANCE FROM FINISHED FLOOR LEVEL. FOR ALL EXTERNAL LEVELS REFER TO LANDSCAPE ARCHITECT'S DRAWINGS.

KEY PLAN / GENERAL INFO

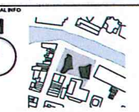

REFERENCE SCALE 1:50
0 0.5 1 1.5 2 2.5

PROJECT
RIVERFRONT APARTMENTS
330 CHURCH STREET
PARRAMATTA NSW

DRAWING NAME
DETAILED ELEVATIONS - EAST TOWER

SCALE	PAGE SIZE	STATUS
1:50	A1	A
Date	RD	JF
3/12/13		6

A406

KEY DIAGRAM

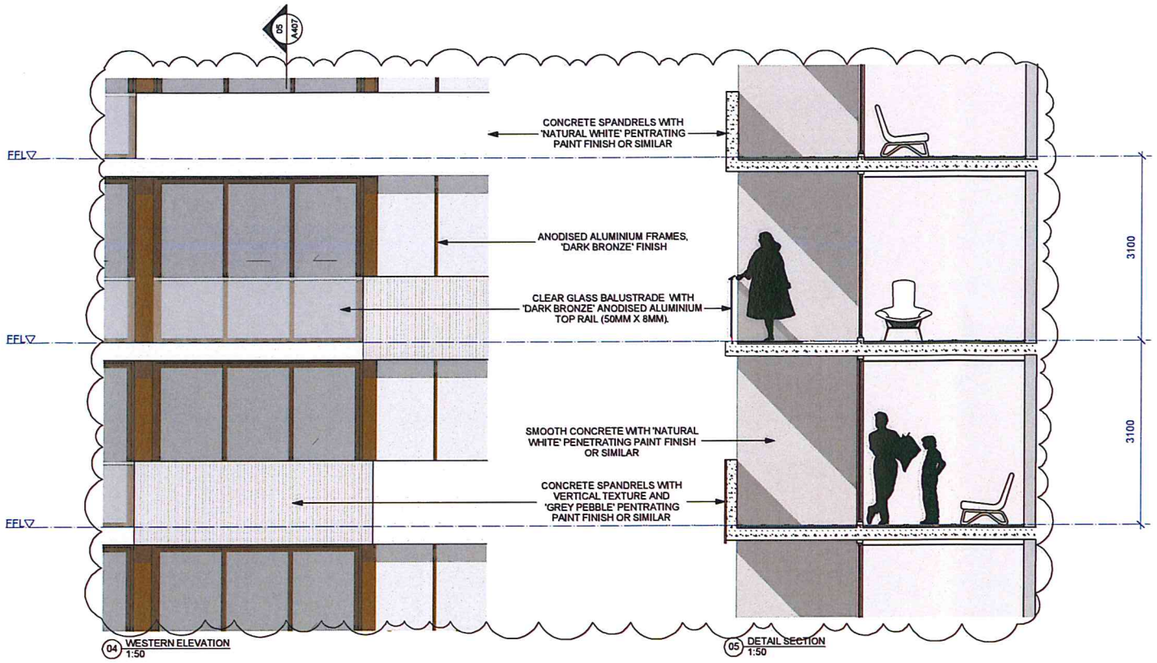

04 WESTERN ELEVATION 1:50

05 DETAIL SECTION 1:50

GENERAL LEGEND

-ALL ARCHITECTURAL DRAWINGS AND DOCUMENTS TO BE READ IN CONJUNCTION WITH OTHER CONSULTANTS DRAWINGS AND REPORTS
-FOR ALL EXTERNAL LEVELS REFER LANDSCAPE DRAWINGS.
-USE FIGURE DIMENSIONS ONLY - DO NOT SCALE FROM DRAWINGS. IF UNSURE CONFIRM DIMENSION WITH ARCHITECT PRIOR TO PROCEEDING
-'COPYRIGHT' TONY CARO ARCHITECTURE
-DIGITAL FILES ARE ISSUED FOR INFORMATION ONLY, CHANGES MUST NOT BE MADE TO DOCUMENTS WITHOUT ARCHITECT'S CONSENT

LEGEND - EXTERNAL FINISHES

AVB	ALUMINIUM VERTICAL BLADE - VARYING DEPTHS (300, 450, 600mm)	PC_1	PRECAST CONCRETE SPANDREL PANELS WITH PENETRATING PAINT FINISH OR SIMILAR	AHB	ALUMINIUM HORIZONTAL BLADE
ALS	ALUMINIUM SLIDING SCREENS	PC_2	SMOOTH PRECAST CONCRETE WITH PAINTED FINISH (NATURAL WHITE) OR SIMILAR	ACP	ALUMINIUM COVER PLATE IN 'DARK BRONZE'
ALV	ALUMINIUM LOUVRE VENT IN 'DARK BRONZE'	PC_3	SMOOTH PRECAST CONCRETE WITH PAINTED FINISH (GREY PEBBLE) OR SIMILAR	PFS	PERFORATED METAL SCREEN
BLG	BALUSTRADE - CONCRETE WITH PAINTED FINISH OR SIMILAR	PC_4	PRECAST CONCRETE WITH VERTICAL TEXTURE AND PENETRATING PAINT FINISH IN 'GREY PEBBLE' OR SIMILAR		
BLC	BALUSTRADE - METAL				
GL_1	GLAZING TYPE 1 - CLEAR				
GL_2	GLAZING TYPE 2 - TRANSLUCENT GLASS. COLOUR TBA				
GL_3	GLAZING TYPE 3 - OPAQUE FILM APPLIED. COLOUR TBA				

NSW GOVERNMENT
Planning

Issued under the Environmental Planning and Assessment Act 1979

Approved Section 75W Modification Application

No. 4 granted on the 14/11/14

in respect to MP 10_0171

Signed. AWaban

Sheet No. 43 of 50

TONY CARO ARCHITECTURE

DRAWING PREPARED FOR:

MERITON
BUILDING LIFESTYLE OPPORTUNITY. AFFORDABLE

MERITON APARTMENTS
LEVEL 11, MERITON TOWER
528 KENT STREET, SYDNEY

BY:

TONY CARO ARCHITECTURE PTY LTD
LEVEL 1, 3 GLEN ST MILSONS POINT
NSW 2061 SYDNEY AUSTRALIA
T 9964/9100 F 9964/9133
WWW.TONYCAROARCHITECTURE.COM.AU

ISSUE REGISTER

No	Date	Note	By
6	26/3/14	Amended for s75w Application	SY
5	12/2/14	Amended S75W Application	SM
4	17/5/13	Amended s.75w Application	JF
3	23/11/11	DA Issue - Additional Information	JF
2	18/5/11	Issued for DA	JF
1	26/4/11	Preliminary DA for review	JF

REVISION REGISTER

No	Date	Note	By

KEY CONSULTANT INFO

LANDSCAPE	GUY STURT & ASSOC GUY STURT 9211 3744 guy@sturtassociates.com.au	
STRUCTURAL	BONACCI GROUP TIM HOARE 8247 8400 thoare@bonaccigroup.com	
HYDRAULIC	TBA TBA TBA TBA	

KEY CONSULTANT INFO

BASIX	EFFICIENT LIVING TRACEY COOLES 9949 0332 tracey@efficientliving.com.au	
SOLAR ACCESS	HEGGIES NEHAD ALI-KHALIDY 9427 8100 nehad.ali-khalidy@heggies.com.au	
TRAFFIC	TTPA ROSS NETTLE 0416 189 656 ttpa@ttpa.com.au	

GENERAL NOTES

DO NOT SCALE OFF THIS DRAWING. USE FIGURED DIMENSIONS ONLY. VERIFY ALL DIMENSIONS ON SITE AND RESOLVE ANY DISCREPANCIES BEFORE PROCEEDING. COPYRIGHT OF THIS DRAWING AND THE DESIGNS EXECUTED REMAIN THE PROPERTY OF TONY CARO ARCHITECTURE. BUILDER TO EXAMINE SITE AND VERIFY SITE CONDITIONS PRIOR TO COMMENCING WORK. BUILDER TO CONFIRM BUILDING SETOUT PRIOR TO COMMENCING WORK. ALL ARCHITECTURAL DRAWINGS TO BE READ IN CONJUNCTION WITH OTHER ARCHITECTURAL DETAILS, SCHEDULES AND SPECIFICATIONS. ALL ARCHITECTURAL DRAWINGS AND DOCUMENTS TO BE READ IN CONJUNCTION WITH OTHER CONSULTANTS DRAWINGS AND SPECIFICATIONS. BUILDER TO ALLOW FOR DEFLECTION TO ALL SLABS AS REQUIRED TO STRUCTURAL ENGINEERS SPECIFICATION. CAD DOCUMENTS ARE ISSUED FOR INFORMATION ONLY. CHANGES ARE NOT TO BE MADE TO ANY DOCUMENTATION WITHOUT THE ARCHITECTS WRITTEN APPROVAL. TCA TAKES NO RESPONSIBILITY FOR THE ELECTRONIC TRANSMISSION. DIMENSIONS OR ACCURACY OF THESE DRAWINGS. CEILING LEVEL AT NOMINATED DISTANCE FROM FINISHED FLOOR LEVEL. FOR ALL EXTERNAL LEVELS REFER TO LANDSCAPE ARCHITECT'S DRAWINGS.

KEY PLAN / GENERAL INFO

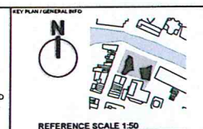

PROJECT

RIVERFRONT APARTMENTS

330 CHURCH STREET
PARRAMATTA NSW

DRAWING NAME

DETAILED ELEVATIONS - EAST TOWER

SCALE	PAGE SIZE	STATUS
1:50	A1	A
Date	RD	JF
3/12/13		6

A407

A407_ELEV-EAST TOWER_v2.dwg



01 DETAIL SECTION
1:50

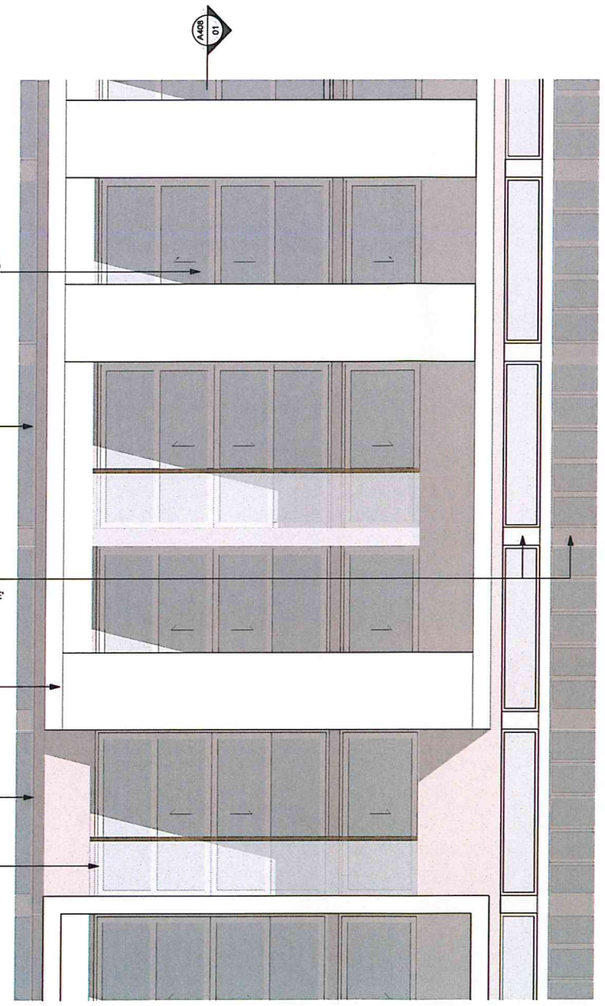

02 NORTHERN ELEVATION
1:50



03 SOUTHERN ELEVATION
1:50

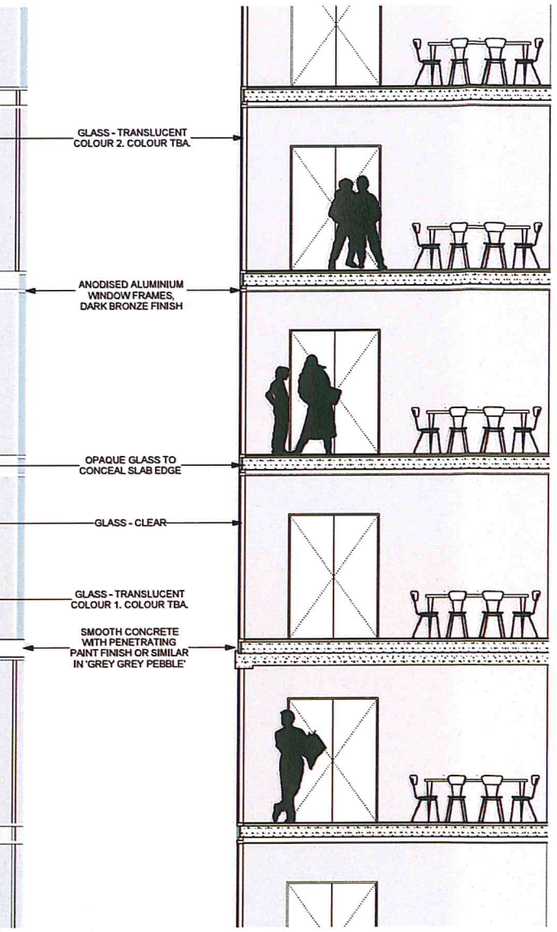

04 DETAIL SECTION
1:50



KEY DIAGRAM



KEY DIAGRAM

NSW GOVERNMENT
Planning

Issued under the Environmental Planning and Assessment Act 1979

Approved Section 75W Modification Application

No. 4 granted on the 14/11/14

in respect to MP 10_0171

Signed. AWahan

Sheet No. 44 of 50

DRAWING PREPARED FOR:

MERITON
PROPERTIES
DEVELOPERS
ARCHITECTS

MERITON APARTMENTS
LEVEL 11, MERITON TOWER
528 KENT STREET, SYDNEY

BY:

TONY CARO ARCHITECTURE PTY LTD
LEVEL 1, 2 GLEN ST MILSONS POINT
NSW 2061 SYDNEY AUSTRALIA
T 9964 9100 F 9964 9133
WWW.TONYCAROARCHITECTURE.COM.AU

TONY CARO ARCHITECTURE

ISSUE REGISTER

No	Date	Note	By
8	25/2/14	Amended s75w Application	BY
7	12/2/14	Amended s75w Application	SM
6	16/12/13	Amended s75W Application	JF
5	17/5/13	Amended s.75w Application	JF
4	23/11/11	DA Issue - Additional Information	JF
3	18/5/11	Issued for DA	JF
2	19/4/11	Revised Prelim DA for Review	JF
1	29/4/11	Preliminary DA for Review	JF

REVISION REGISTER

No	Date	Note	By
C	21/2/14	Amended s75W	BY
B	18/2/14	Amended s75w	RD
A	12/2/14	Revised s75w Application	RD

KEY CONSULTANT INFO

LANDSCAPE	GUY STURT & ASSOC GUY STURT 9211 3744 guy@sturtassociates.com.au	
STRUCTURAL	BONACCI GROUP TIM HOARE 8247 8400 thoare@bonaccigroup.com	
HYDRAULIC	TBA TBA TBA TBA	

KEY CONSULTANT INFO

BASIX	EFFICIENT LIVING TRACEY COOLES 0949 0332 tracey@efficientliving.com.au	
SOLAR ACCESS	HEGGIES NEHAD AL-KHALIDY 9427 8100 nehad.al-khalidy@heggies.com.au	
TRAFFIC	TTPA ROSS NETTLE 0416 189 656 ttpa@ttpa.com.au	

GENERAL NOTES

DO NOT SCALE OFF THIS DRAWING. USE FIGURED DIMENSIONS ONLY. VERIFY ALL DIMENSIONS ON SITE AND RESOLVE ANY DISCREPANCIES BEFORE PROCEEDING. COPYRIGHT OF THIS DRAWING AND THE DESIGNS EXECUTED REMAIN THE PROPERTY OF TONY CARO ARCHITECTURE. BUILDER TO EXAMINE SITE AND VERIFY SITE CONDITIONS PRIOR TO COMMENCING WORK. BUILDER TO CONFIRM BUILDING SETOUT PRIOR TO COMMENCING WORK. ALL ARCHITECTURAL DRAWINGS TO BE READ IN CONJUNCTION WITH OTHER ARCHITECTURAL DETAILS, SCHEDULES AND SPECIFICATIONS. ALL ARCHITECTURAL DRAWINGS AND DOCUMENTS TO BE READ IN CONJUNCTION WITH OTHER CONSULTANTS DRAWINGS AND SPECIFICATIONS. BUILDER TO ALLOW FOR DEFLECTION TO ALL SLABS AS REQUIRED TO STRUCTURAL ENGINEERS SPECIFICATION. CAD DOCUMENTS ARE ISSUED FOR INFORMATION ONLY. CHANGES ARE NOT TO BE MADE TO ANY DOCUMENTATION WITHOUT THE ARCHITECTS WRITTEN APPROVAL. TCA TAKES NO RESPONSIBILITY FOR THE ELECTRONIC TRANSMISSION. DIMENSIONS OR ACCURACY OF THESE DRAWINGS. CEILING LEVEL AT NOMINATED DISTANCE FROM FINISHED FLOOR LEVEL. FOR ALL EXTERNAL LEVELS REFER TO LANDSCAPE ARCHITECT'S DRAWINGS.

KEY PLAN / GENERAL INFO

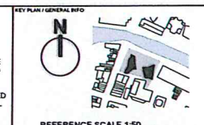

PROJECT
RIVERFRONT APARTMENTS
330 CHURCH STREET
PARRAMATTA NSW

DRAWING NAME
DETAILED ELEVATIONS - WEST TOWER

SCALE	PAGE SIZE	STATUS
1:50	A1	A
Date	RD	JF
17/2/14	C	8

A408

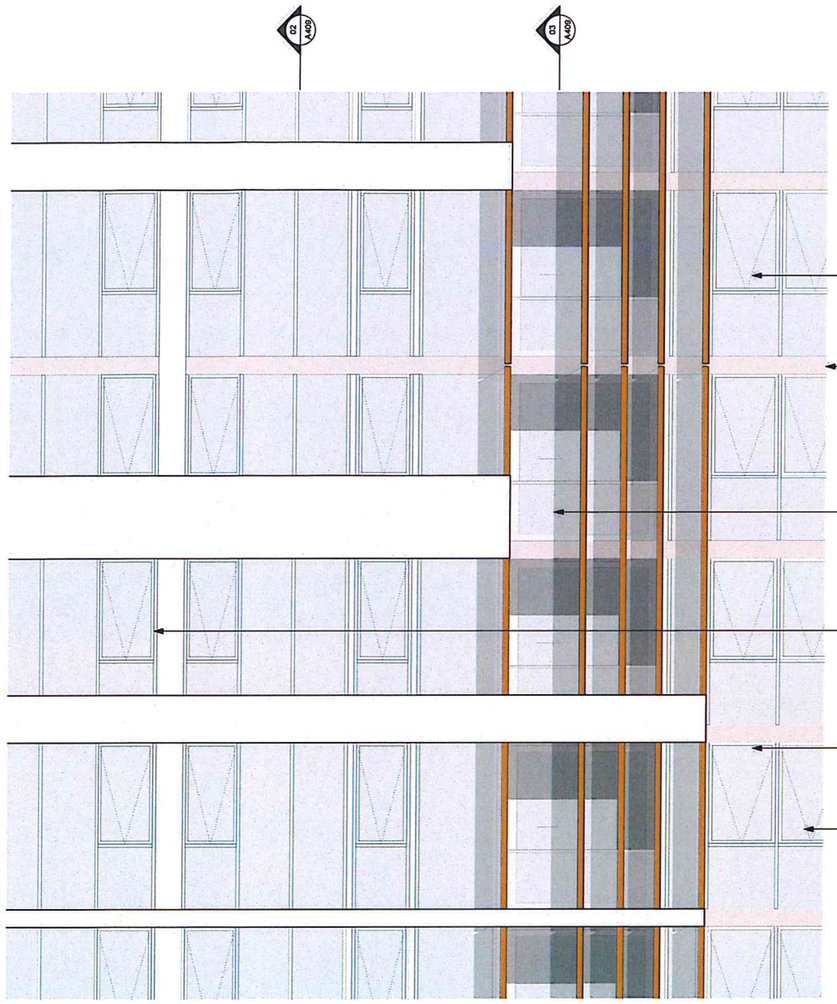

01 EASTERN ELEVATION
1:50

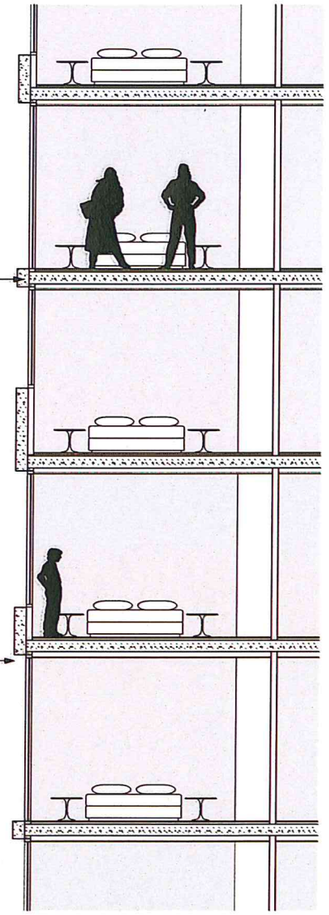

02 DETAIL SECTION
1:50

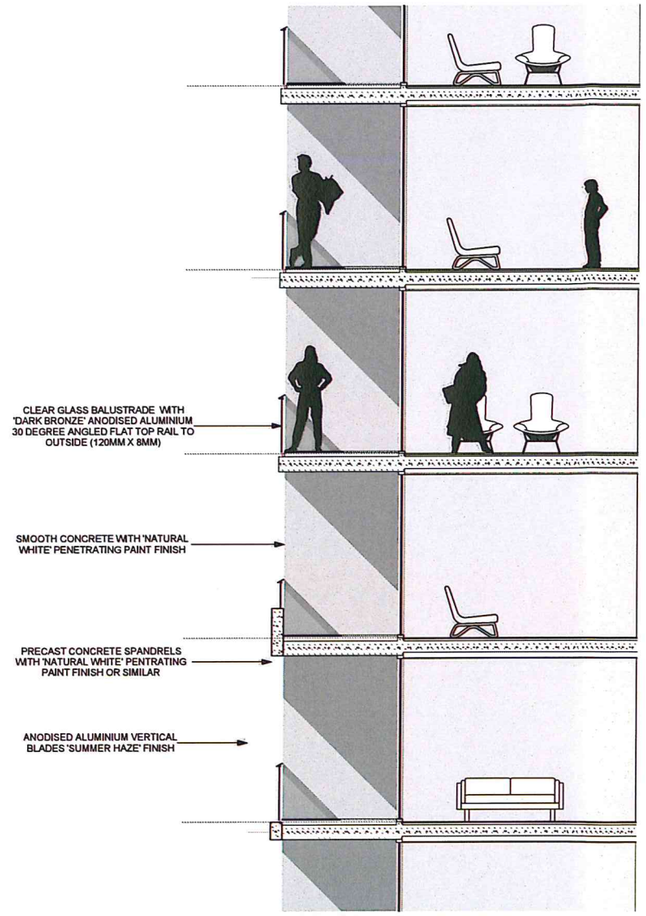

03 DETAIL SECTION
1:50



KEY DIAGRAM

NSW GOVERNMENT
Planning

Issued under the Environmental Planning and Assessment Act 1979

Approved Section 75W Modification Application

No. 4 granted on the 14/11/14

in respect to MP 10_0171

Signed. AWaton

Sheet No. 45 of 50

DRAWING PREPARED FOR:

MERITON
WORLD CLASS APARTMENTS
AFFORDABLE

MERITON APARTMENTS
LEVEL 11, MERITON TOWER
528 KENT STREET, SYDNEY

BY:

TONY CARO ARCHITECTURE PTY LTD
LEVEL 1, 2 GLEN ST MILSONS POINT
NSW 2061 SYDNEY AUSTRALIA
T 99649100 F 99649133
WWW.TONYCAROARCHITECTURE.COM.AU

TONYCAROARCHITECTURE

ISSUE REGISTER

No	Date	Note	By
8	25/2/14	Amended s75w Application	BY
7	12/2/14	Amended s75w Application	BM
6	10/1/13	Amended s75W Application	JF
5	17/5/13	Amended s75w Application	JF
4	22/11/11	DA Issue - Additional Information	JF
3	18/5/11	Issued for DA	JF
2	15/5/11	Revised Prelim DA for Review	JF
1	29/4/11	Preliminary DA for Review	JF

REVISION REGISTER

No	Date	Note	By
C	21/2/14	Amended s75W	BY
B	18/2/14	Amended s75w	RD
A	12/2/14	Revised s75w Application	RD

KEY CONSULTANT INFO

LANDSCAPE	GUY STURT & ASSOC GUY STURT 9211 3744 guy@sturtassociates.com.au	
STRUCTURAL	BONACCI GROUP TIM HOARE 8247 8400 thoare@bonaccigroup.com	
HYDRAULIC	TBA TBA TBA TBA	

KEY CONSULTANT INFO

BASIX	EFFICIENT LIVING TRACEY COOLES 9649 0332 tracey@efficientliving.com.au	
SOLAR ACCESS	HEGGIES NEHAD AL-KHALIDY 9427 8100 nehad.al-khalidy@heggies.com.au	
TRAFFIC	TTPA ROSS NETTLE 0416 189 656 ttpa@ttpa.com.au	

GENERAL NOTES

DO NOT SCALE OFF THIS DRAWING. USE FIGURED DIMENSIONS ONLY. VERIFY ALL DIMENSIONS ON SITE AND RESOLVE ANY DISCREPANCIES BEFORE PROCEEDING. COPYRIGHT OF THIS DRAWING AND THE DESIGNS EXECUTED REMAIN THE PROPERTY OF TONY CARO ARCHITECTURE. BUILDER TO EXAMINE SITE AND VERIFY SITE CONDITIONS PRIOR TO COMMENCING WORK. BUILDER TO CONFIRM BUILDING SETOUT PRIOR TO COMMENCING WORK. ALL ARCHITECTURAL DRAWINGS TO BE READ IN CONJUNCTION WITH OTHER ARCHITECTURAL DETAILS, SCHEDULES AND SPECIFICATIONS. ALL ARCHITECTURAL DRAWINGS AND DOCUMENTS TO BE READ IN CONJUNCTION WITH OTHER CONSULTANTS DRAWINGS AND SPECIFICATIONS. BUILDER TO ALLOW FOR DEFLECTION TO ALL SLABS AS REQUIRED TO STRUCTURAL ENGINEERS SPECIFICATION. CAD DOCUMENTS ARE ISSUED FOR INFORMATION ONLY. CHANGES ARE NOT TO BE MADE TO ANY DOCUMENTATION WITHOUT THE ARCHITECTS WRITTEN APPROVAL. TCA TAKES NO RESPONSIBILITY FOR THE ELECTRONIC TRANSMISSION. DIMENSIONS OR ACCURACY OF THESE DRAWINGS. CEILING LEVEL AT NOMINATED DISTANCE FROM FINISHED FLOOR LEVEL. FOR ALL EXTERNAL LEVELS REFER TO LANDSCAPE ARCHITECT'S DRAWINGS.

KEY PLAN / GENERAL INFO

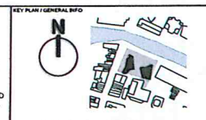

PROJECT

RIVERFRONT APARTMENTS

330 CHURCH STREET
PARRAMATTA NSW

DRAWING NAME

DETAILED ELEVATIONS - WEST TOWER

SCALE	PAGE SIZE	STATUS
1:50	A1	A
Date	RD	JF
17/2/14	C	B

A409

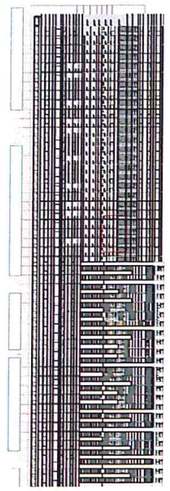

KEY DIAGRAM



01 WESTERN ELEVATION 1:50

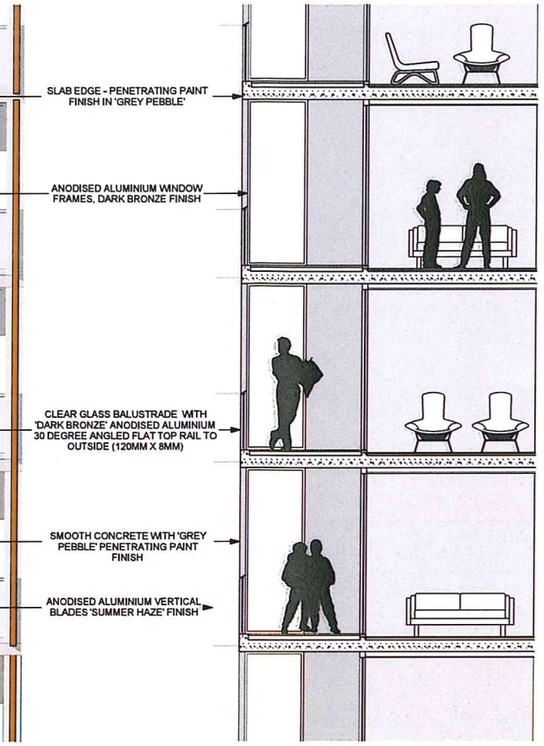

02 DETAIL SECTION 1:50

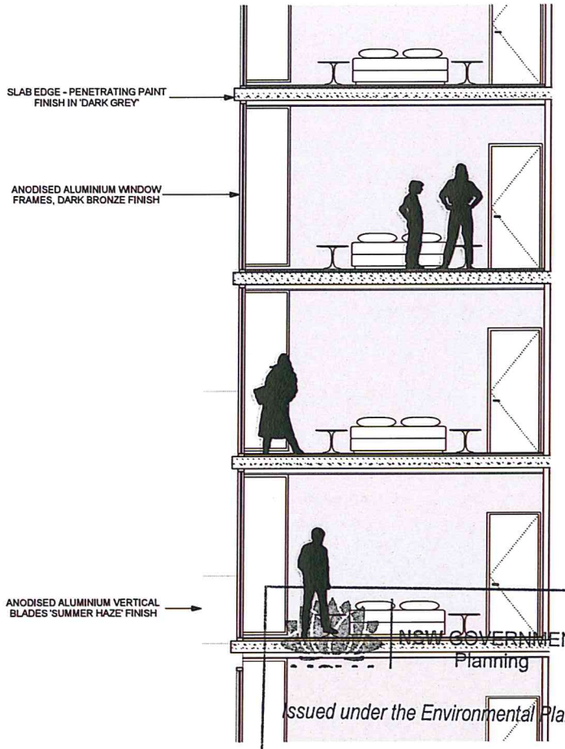

03 DETAIL SECTION 1:50

NSW GOVERNMENT
Planning

Issued under the Environmental Planning and Assessment Act 1979

Approved Section 75W Modification Application

No. 4 granted on the 14/11/14

in respect to MP 10_0171

Signed. AWahan

Sheet No. 46 of 50

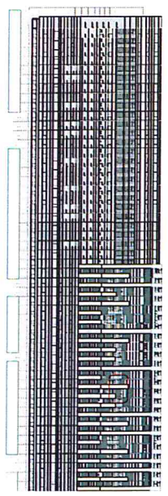

KEY DIAGRAM

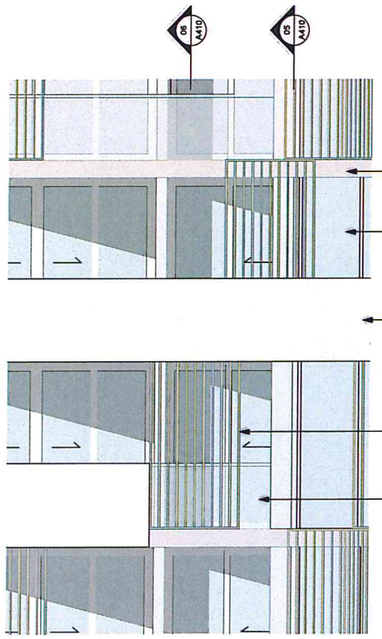

04 WESTERN ELEVATION 1:50

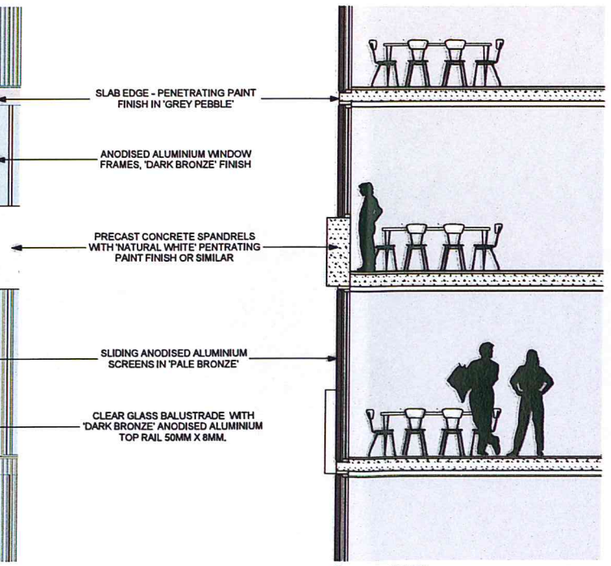

05 DETAIL SECTION 1:50

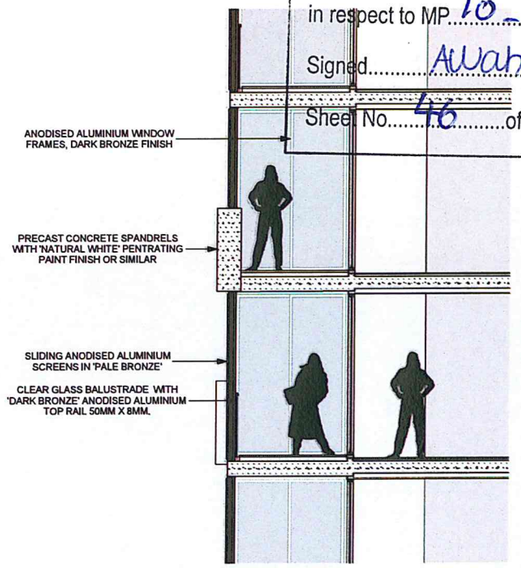

06 DETAIL SECTION 1:50

DRAWING PREPARED FOR:

MERITON

MERITON APARTMENTS
LEVEL 11, MERITON TOWER
528 KENT STREET, SYDNEY

BY:

TONY CARO ARCHITECTURE PTY LTD
LEVEL 1, 2 GLEN ST MILSONS POINT
NSW 2061 SYDNEY AUSTRALIA
T 99649100 F 99649133
WWW.TONYCAROARCHITECTURE.COM.AU

TONY CARO ARCHITECTURE

ISSUE REGISTER

No	Date	Note	By
9	26/2/14	Amended s75w Application	BY
7	13/2/14	Amended s75w Application	BM
6	18/12/13	Amended s75W Application	JF
5	17/5/13	Amended s.75w Application	JF
4	23/11/11	DA Issue - Additional Information	JF
3	18/5/11	Issued for DA	JF
2	19/5/11	Revised Prelim DA for Review	JF
1	29/4/11	Preliminary DA for Review	JF

REVISION REGISTER

No	Date	Note	By
C	21/2/14	Amended s75W	BY
B	18/2/14	Amended s75w	RD
A	12/2/14	Revised s75w Application	RD

KEY CONSULTANT INFO

LANDSCAPE	GUY STURT & ASSOC GUY STURT 9211 3744 guy@sturtassociates.com.au	
STRUCTURAL	BONACCI GROUP TIM HOARE 8247 8400 thoare@bonaccigroup.com	
HYDRAULIC	TBA TBA TBA TBA	
BASIX	EFFICIENT LIVING TRACEY COOLES 9949 0332 tracey@efficientliving.com.au	
SOLAR ACCESS	HEGGIES NEHAD AL-KHALIDY 9427 8100 nehad.al-khalidy@heggies.com.au	
TRAFFIC	TTPA ROSS NETTLE 0416 189 656 ttpa@ttpa.com.au	

GENERAL NOTES

DO NOT SCALE OFF THIS DRAWING. USE FIGURED DIMENSIONS ONLY. VERIFY ALL DIMENSIONS ON SITE AND RESOLVE ANY DISCREPANCIES BEFORE PROCEEDING. COPYRIGHT OF THIS DRAWING AND THE DESIGNS EXECUTED REMAIN THE PROPERTY OF TONY CARO ARCHITECTURE. BUILDER TO EXAMINE SITE AND VERIFY SITE CONDITIONS PRIOR TO COMMENCING WORK. BUILDER TO CONFIRM BUILDING SETOUT PRIOR TO COMMENCING WORK. ALL ARCHITECTURAL DRAWINGS TO BE READ IN CONJUNCTION WITH OTHER ARCHITECTURAL DETAILS, SCHEDULES AND SPECIFICATIONS. ALL ARCHITECTURAL DRAWINGS AND DOCUMENTS TO BE READ IN CONJUNCTION WITH OTHER CONSULTANTS DRAWINGS AND SPECIFICATIONS. BUILDER TO ALLOW FOR DEFLECTION TO ALL SLABS AS REQUIRED TO STRUCTURAL ENGINEERS SPECIFICATION. CAD DOCUMENTS ARE ISSUED FOR INFORMATION ONLY. CHANGES ARE NOT TO BE MADE TO ANY DOCUMENTATION WITHOUT THE ARCHITECTS WRITTEN APPROVAL. TCA TAKES NO RESPONSIBILITY FOR THE ELECTRONIC TRANSMISSION, DIMENSIONS OR ACCURACY OF THESE DRAWINGS. CEILING LEVEL AT NOMINATED DISTANCE FROM FINISHED FLOOR LEVEL. FOR ALL EXTERNAL LEVELS REFER TO LANDSCAPE ARCHITECT'S DRAWINGS.

KEY PLAN / GENERAL INFO

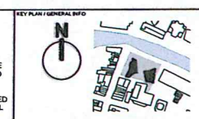

PROJECT

RIVERFRONT APARTMENTS

330 CHURCH STREET
PARRAMATTA NSW

DRAWING NAME

DETAILED ELEVATIONS - WEST TOWER

SCALE	PAGE SIZE	STATUS
1:50	A1	A
Date	RD	JF
17/2/14	C	8

A410

KEY DIAGRAM



01 NORTHERN ELEVATION
1:100



KEY DIAGRAM

02 EASTERN ELEVATION
1:100

NSW GOVERNMENT
Planning

Issued under the Environmental Planning and Assessment Act 1979

Approved Section 75W Modification Application

No. 4 granted on the 14/11/14

in respect to MP 10_0171

Signed. AWaban

Sheet No. 47 of 50



KEY DIAGRAM



03 SOUTHERN ELEVATION
1:100



KEY DIAGRAM



04 WESTERN ELEVATION
1:100

GENERAL LEGEND

-ALL ARCHITECTURAL DRAWINGS AND DOCUMENTS TO BE READ IN CONJUNCTION WITH OTHER CONSULTANTS DRAWINGS AND REPORTS
-FOR ALL EXTERNAL LEVELS REFER LANDSCAPE DRAWINGS.
-USE FIGURE DIMENSIONS ONLY - DO NOT SCALE FROM DRAWINGS. IF UNSURE CONFIRM DIMENSION WITH ARCHITECT PRIOR TO PROCEEDING
-'COPYRIGHT' TONY CARO ARCHITECTURE
-DIGITAL FILES ARE ISSUED FOR INFORMATION ONLY, CHANGES MUST NOT BE MADE TO DOCUMENTS WITHOUT ARCHITECTS CONSENT

LEGEND - EXTERNAL FINISHES

AVB	ALUMINIUM VERTICAL BLADE - VARYING DEPTHS (300, 450, 600mm)	PC_1	PRECAST CONCRETE SPANDREL PANELS WITH PENETRATING PAINT FINISH OR SIMILAR	AHB	ALUMINIUM HORIZONTAL BLADE
ALS	ALUMINIUM SLIDING SCREENS	PC_2	SMOOTH PRECAST CONCRETE WITH PAINTED FINISH (NATURAL WHITE) OR SIMILAR	ACP	ALUMINIUM COVER PLATE IN 'DARK BRONZE'
ALV	ALUMINIUM LOUVRE VENT IN 'DARK BRONZE'	PC_3	SMOOTH PRECAST CONCRETE WITH PAINTED FINISH (GREY PEBBLE) OR SIMILAR	PFS	PERFORATED METAL SCREEN
BLG	BALUSTRADE - CONCRETE WITH PAINTED FINISH OR SIMILAR	PC_4	PRECAST CONCRETE WITH VERTICAL TEXTURE AND PENETRATING PAINT FINISH IN 'GREY PEBBLE' OR SIMILAR		
BLC	BALUSTRADE - METAL				
G_1	GLAZING TYPE 1 - CLEAR				
G_2	GLAZING TYPE 2 - TRANSLUCENT GLASS. COLOUR TBA				
G_3	GLAZING TYPE 3 - OPAQUE FILM APPLIED. COLOUR TBA				

TONY CARO ARCHITECTURE

DRAWING PREPARED FOR:

MERITON

MERITON APARTMENTS
LEVEL 11, MERITON TOWER
528 KENT STREET, SYDNEY

BY:

TONY CARO ARCHITECTURE PTY LTD
LEVEL 1, 2 GLEN ST MILSONS POINT
NSW 2061 SYDNEY AUSTRALIA
T 9964 9100 F 9964 9133
WWW.TONYCAROARCHITECTURE.COM.AU

ISSUE REGISTER

No	Date	Note	By
1	9/4/14	s75w Application	SM

REVISION REGISTER

No	Date	Note	By
A	9/4/14	s75w Application	RD

KEY CONSULTANT INFO

LANDSCAPE	GUY STURT & ASSOC GUY STURT 9211 3744 guy@sturtassociates.com.au	
STRUCTURAL	BONACCI GROUP TIM HOARE 8247 8400 thoare@bonaccigroup.com	
HYDRAULIC	TBA TBA TBA TBA	
BASIX	EFFICIENT LIVING TRACEY COOLES 9549 0332 tracey@efficientliving.com.au	
SOLAR ACCESS	HEGGIES NEHAD ALAKHALIDY 9427 8100 nehad.al-khalidy@heggies.com.au	
TRAFFIC	TTPA ROSS NETTLE 0416 189 656 tpa@tpa.com.au	

GENERAL NOTES

DO NOT SCALE OFF THIS DRAWING. USE FIGURED DIMENSIONS ONLY. VERIFY ALL DIMENSIONS ON SITE AND RESOLVE ANY DISCREPANCIES BEFORE PROCEEDING. COPYRIGHT OF THIS DRAWING AND THE DESIGNS EXECUTED REMAIN THE PROPERTY OF TONY CARO ARCHITECTURE. BUILDER TO EXAMINE SITE AND VERIFY SITE CONDITIONS PRIOR TO COMMENCING WORK. BUILDER TO CONFIRM BUILDING SETOUT PRIOR TO COMMENCING WORK. ALL ARCHITECTURAL DRAWINGS TO BE READ IN CONJUNCTION WITH OTHER ARCHITECTURAL DETAILS, SCHEDULES AND SPECIFICATIONS. ALL ARCHITECTURAL DRAWINGS AND DOCUMENTS TO BE READ IN CONJUNCTION WITH OTHER CONSULTANTS DRAWINGS AND SPECIFICATIONS. BUILDER TO ALLOW FOR DEFLECTION TO ALL SLABS AS REQUIRED TO STRUCTURAL ENGINEERS SPECIFICATION. CAD DOCUMENTS ARE ISSUED FOR INFORMATION ONLY. CHANGES ARE NOT TO BE MADE TO ANY DOCUMENTATION WITHOUT THE ARCHITECTS WRITTEN APPROVAL. TCA TAKES NO RESPONSIBILITY FOR THE ELECTRONIC TRANSMISSION. DIMENSIONS OR ACCURACY OF THESE DRAWINGS. CEILING LEVEL AT NOMINATED DISTANCE FROM FINISHED FLOOR LEVEL. FOR ALL EXTERNAL LEVELS REFER TO LANDSCAPE ARCHITECT'S DRAWINGS.

KEY PLAN / GENERAL INFO

N

REFERENCE SCALE 1:50
0 0.5 1 1.5 2 2.5

PROJECT

RIVERFRONT APARTMENTS

330 CHURCH STREET
PARRAMATTA NSW

DRAWING NAME

DETAILED ELEVATIONS - SIGNAGE

SCALE	PAGE SIZE	STATUS
1:100	A1	A
Date	RD	SM
9/4/14	A	1

A411

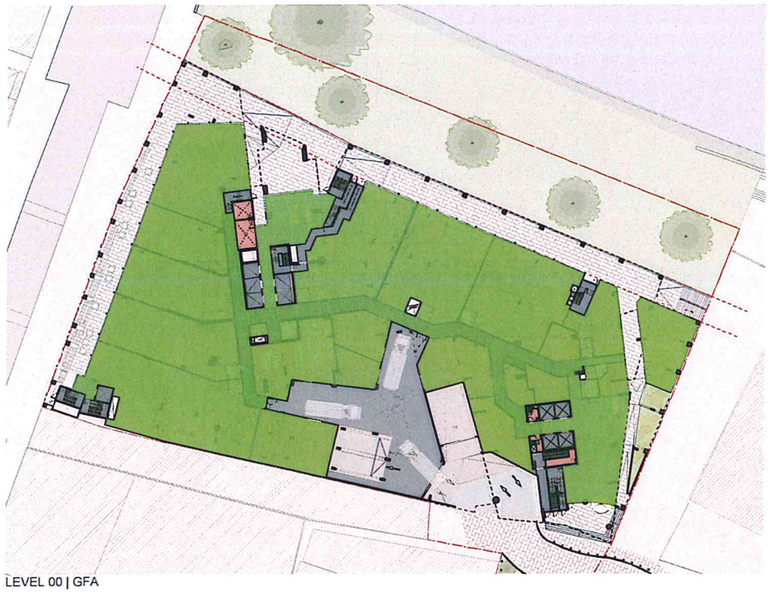

LEVEL 00 | GFA

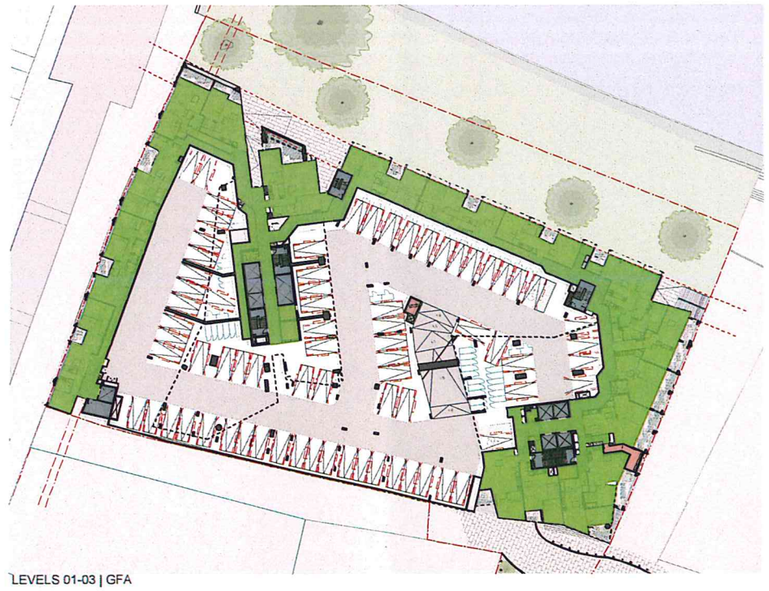

LEVELS 01-03 | GFA

LEVEL 04 | GFA

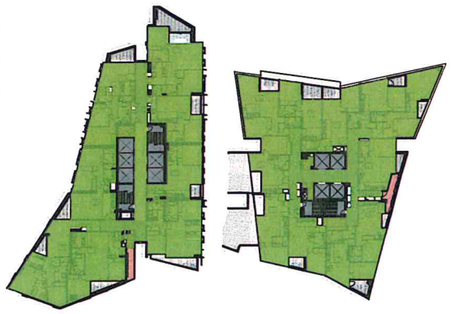

LEVELS 5-23 | GFA

LEVELS 24-27 | GFA

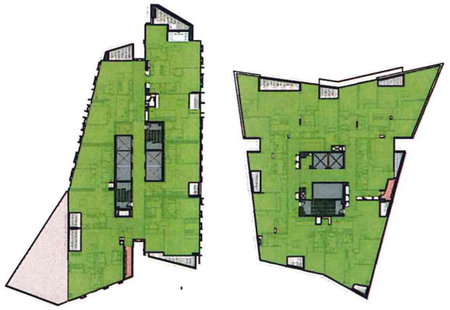

LEVELS 28-30 | GFA

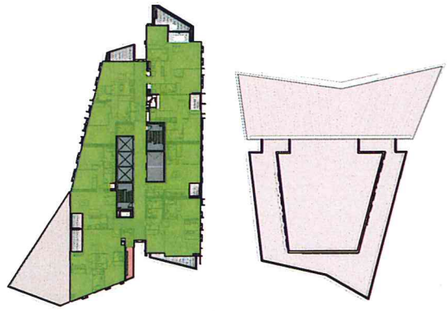

LEVEL 31-33 | GFA

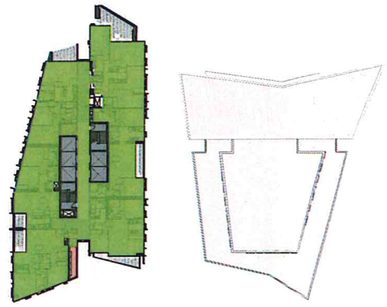

LEVEL 34-53 | GFA

NSW GOVERNMENT
Planning

Issued under the Environmental Planning and Assessment Act 1979

Approved Section 75W Modification Application

No. 4 granted on the 14/11/14

in respect to MP 10_0171

Signed AWahan

Sheet No. 48 of 50

LEVEL	WEST TOWER	EAST TOWER	NO. FLOORS	TOTAL
34-53	610.9		20	12218
32-33	609.3		2	1218.6
31	609.3		1	609.3
28-30	609.3	663.2	3	3817.5
24-27	696.2	663.2	4	5437.6
17-23	696.2	649.8	7	9422
5-16	696.2	649.8	12	16152
4	2081.4		1	2081.4
03	1514.2		1	1514.2
02	1514.2		1	1514.2
01	1514.2		1	1514.2
00 MEZZ	1034.6		1	1034.6
00	2984.3		1	2984.3
SITE AREA - 5763SQM + 720SQM BONUS				
TOTAL GFA				59518.5
FSR				7.95:1

DRAWING PREPARED FOR:
MERITON
MERITON APARTMENTS
LEVEL 11, MERITON TOWER
528 KENT STREET, SYDNEY

BY:
TONY CARO ARCHITECTURE PTY LTD
LEVEL 1, 2 GLEN ST MILSONS POINT
NSW 2061 SYDNEY AUSTRALIA
T 99549100 F 99549133
WWW.TONYCAROARCHITECTURE.COM.AU

ISSUE REGISTER

No	Date	Note	By
12	20/3/14	Amended s75w Application	DM
11	6/3/14	Amended s75w Application	DM
10	19/2/14	Amended s75w Application	DM
9	13/2/14	Amended s75w Application	DM
8	18/12/13	Amended s75w Application	JF
7	17/6/13	Amended s 75w Application	JF
6	23/11/11	DA Issue - Additional Information	JF
5	27/9/11	Issued for DA	JF
4	18/5/11	Issued for DA	JF
3	28/4/11	Preliminary DA for review	JF

REVISION REGISTER

No	Date	Note	By
F	20/3/14	Revised s75w Application	RD
E	6/2/14	Revised s75w Application	RD
D	21/2/14	Issued for s75W	BY
C	19/2/14	Revised s75w Application	RD
B	13/2/14	Revised s75w Application	BY
A	18/12/13	Revised s75w Application	RD

LEGEND

KEY CONSULTANT INFO

LANDSCAPE	GUY STURT & ASSOC GUY STURT 8211 3744 guy@sturtassociates.com.au	
STRUCTURAL	BONACCI GROUP TIM HOARE 8247 8400 thoare@bonaccigroup.com	
HYDRAULIC	TBA TBA TBA TBA	
BASIX	EFFICIENT LIVING TRACEY COOLES 9949 0332 tracey@efficientliving.com.au	
SOLAR ACCESS	HEGGIES NEHAD AL-KHALIDY 9427 8100 nehad.al-khalidy@heggies.com.au	
TRAFFIC	TTPA ROSS NETTLE 0416 189 656 tpa@tpa.com.au	

GENERAL NOTES

DO NOT SCALE OFF THIS DRAWING. USE FIGURED DIMENSIONS ONLY. VERIFY ALL DIMENSIONS ON SITE AND RESOLVE ANY DISCREPANCIES BEFORE PROCEEDING. COPYRIGHT OF THIS DRAWING AND THE DESIGNS EXECUTED REMAIN THE PROPERTY OF TONY CARO ARCHITECTURE. BUILDER TO EXAMINE SITE AND VERIFY SITE CONDITIONS PRIOR TO COMMENCING WORK. BUILDER TO CONFIRM BUILDING SETOUT PRIOR TO COMMENCING WORK. ALL ARCHITECTURAL DRAWINGS TO BE READ IN CONJUNCTION WITH OTHER ARCHITECTURAL DETAILS, SCHEDULES AND SPECIFICATIONS. ALL ARCHITECTURAL DRAWINGS AND DOCUMENTS TO BE READ IN CONJUNCTION WITH OTHER CONSULTANTS DRAWINGS AND SPECIFICATIONS. BUILDER TO ALLOW FOR DEFLECTION TO ALL SLABS AS REQUIRED TO STRUCTURAL ENGINEERS SPECIFICATION. CAD DOCUMENTS ARE ISSUED FOR INFORMATION ONLY. CHANGES ARE NOT TO BE MADE TO ANY DOCUMENTATION WITHOUT THE ARCHITECTS WRITTEN APPROVAL. TCA TAKES NO RESPONSIBILITY FOR THE ELECTRONIC TRANSMISSION, DIMENSIONS OR ACCURACY OF THESE DRAWINGS. CEILING LEVEL AT NOMINATED DISTANCE FROM FINISHED FLOOR LEVEL. FOR ALL EXTERNAL LEVELS REFER TO LANDSCAPE ARCHITECT'S DRAWINGS.

KEY PLAN / GENERAL INFO

N

REFERENCE SCALE 1:500
0 10 20 30 40 50

PROJECT
RIVERFRONT APARTMENTS
330 CHURCH STREET
PARRAMATTA NSW

DRAWING NAME
Diagram_GFA Areas

SCALE 1:500	PAGE SIZE A1	STATUS PRELIMINARY	
DWG DATE MAR 2011	DRAWN BY JF	APPR BY TC	
PLOT DATE 20/3/14	REV F	ISSUE 12	
DRAWING NUMBER A550			

NSW GOVERNMENT
Planning

Issued under the Environmental Planning and Assessment Act 1979

Approved Section 75W Modification Application

No. 4 granted on the 14/11/14

in respect to MP 10-0171

Signed. AWalton

Sheet No. 49 of 50

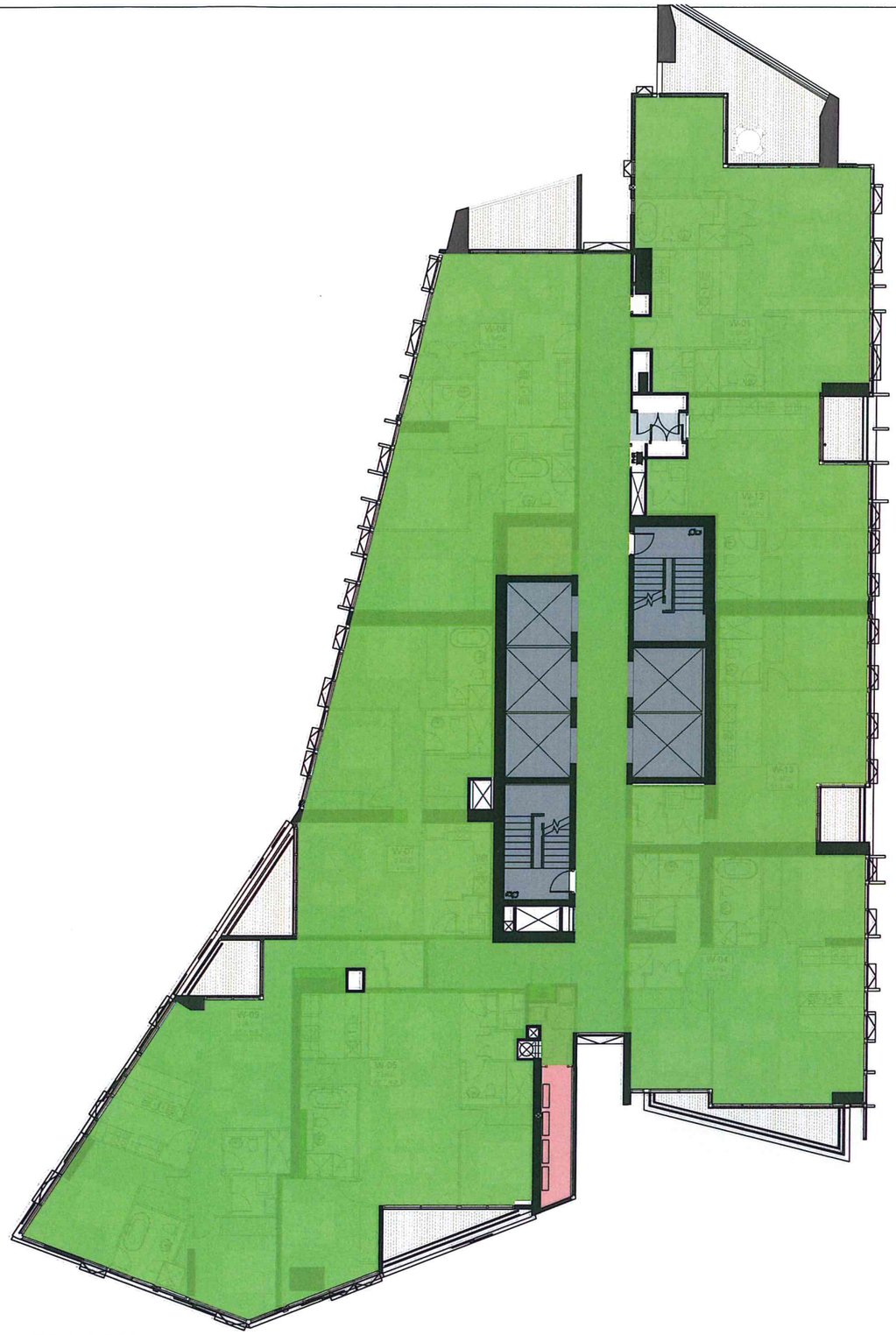

LEVELS 5-27 | GFA

LEVELS 5-27 | GFA

LEVEL	WEST TOWER	EAST TOWER	NO. FLOORS	TOTAL
34-53	622.8		20	12456.0
32-33	623.1		2	1246.2
31	623.1		1	623.1
28-30	623.1	684.6	3	3923.1
5-27	717	684.6	23	32236.8
4	2035.8		1	2035.8
03	1555.2		1	1555.2
02	1555.2		1	1555.2
01	1555.2		1	1555.2
00 MEZZ	1546			1546.0
00	2979.2		1	2979.2
SITE AREA - 6763SQM + 720SQM BONUS				
TOTAL GFA				61711.8
FSR				8.25:1

DRAWING PREPARED FOR:

MERITON
MERITON APARTMENTS PTY LIMITED
(ACN 000 893 667)
(AUSTRALIA)

MERITON APARTMENTS
LEVEL 11, MERITON TOWER
528 KENT STREET, SYDNEY

BY:

TONY CARO ARCHITECTURE PTY LTD
LEVEL 1, 2 GLEN ST MILSONS POINT
NSW 2061 SYDNEY AUSTRALIA
T 99649100 F 99649133
WWW.TONYCAROARCHITECTURE.COM.AU

TONY CARO ARCHITECTURE

ISSUE REGISTER

No	Date	Note	By
1	dDate		dBy

REVISION REGISTER

No	Date	Note	By
A	21/3/14	Issued for s75W	BY

LEGEND

KEY CONSULTANT INFO

LANDSCAPE	GUY STURT & ASSOC GUY STURT 9211 3744 guy@sturtassociates.com.au	
STRUCTURAL	BONACCI GROUP TIM HOARE 9247 8400 thoare@bonaccigroup.com	
HYDRAULIC	TBA TBA TBA TBA	

KEY CONSULTANT INFO

BASIX	EFFICIENT LIVING TRACEY COOLES 9949 0332 tracey@efficientliving.com.au	
SOLAR ACCESS	HEGGIES NEHAD AL-KHALIDY 9427 8100 nehad.al-khalidy@heggies.com.au	
TRAFFIC	TTPA ROSS NETTLE 0416 169 656 ttpa@ttpa.com.au	

GENERAL NOTES

DO NOT SCALE OFF THIS DRAWING. USE FIGURED DIMENSIONS ONLY. VERIFY ALL DIMENSIONS ON SITE AND RESOLVE ANY DISCREPANCIES BEFORE PROCEEDING. COPYRIGHT OF THIS DRAWING AND THE DESIGNS EXECUTED REMAIN THE PROPERTY OF TONY CARO ARCHITECTURE. BUILDER TO EXAMINE SITE AND VERIFY SITE CONDITIONS PRIOR TO COMMENCING WORK. BUILDER TO CONFIRM BUILDING SETOUT PRIOR TO COMMENCING WORK. ALL ARCHITECTURAL DRAWINGS TO BE READ IN CONJUNCTION WITH OTHER ARCHITECTURAL DETAILS, SCHEDULES AND SPECIFICATIONS. ALL ARCHITECTURAL DRAWINGS AND DOCUMENTS TO BE READ IN CONJUNCTION WITH OTHER CONSULTANTS DRAWINGS AND SPECIFICATIONS. BUILDER TO ALLOW FOR DEFLECTION TO ALL SLABS AS REQUIRED TO STRUCTURAL ENGINEERS SPECIFICATION. CAD DOCUMENTS ARE ISSUED FOR INFORMATION ONLY. CHANGES ARE NOT TO BE MADE TO ANY DOCUMENTATION WITHOUT THE ARCHITECT'S WRITTEN APPROVAL. TCA TAKES NO RESPONSIBILITY FOR THE ELECTRONIC TRANSMISSION. DIMENSIONS OR ACCURACY OF THESE DRAWINGS. CEILING LEVEL AT NOMINATED DISTANCE FROM FINISHED FLOOR LEVEL. FOR ALL EXTERNAL LEVELS REFER TO LANDSCAPE ARCHITECT'S DRAWINGS.

KEY PLAN / GENERAL INFO

REFERENCE SCALE 1:500
0 10 20 30 40 50

PROJECT
RIVERFRONT APARTMENTS
330 CHURCH STREET
PARRAMATTA NSW

DRAWING NAME
Diagram_GFA Areas

SCALE 1:500	PAGE SIZE A1	STATUS PRELIMINARY	
DWG DATE MAR 2011	DRAWN BY JF	APPR BY TC	
PLOT DATE 27/6/11	REV A	ISSUE 1	
DRAWING NUMBER A554			

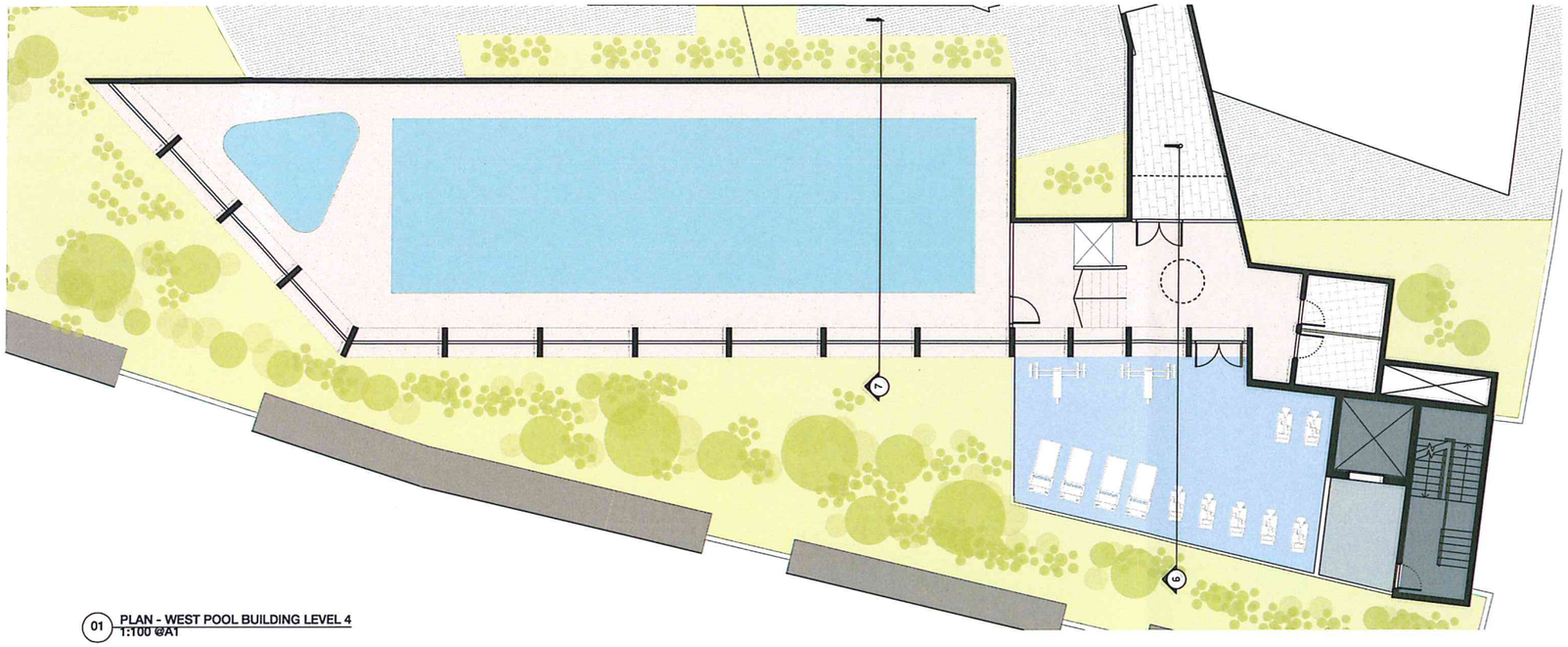

01 PLAN - WEST POOL BUILDING LEVEL 4
1:100 @A1

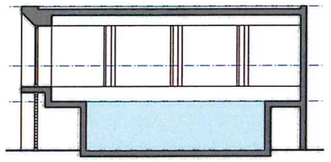

6 SECTION
1:100 @A1

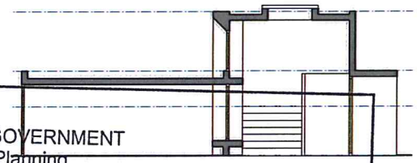

7 SECTION
1:100 @A1

NSW GOVERNMENT
Planning

Issued under the Environmental Planning and Assessment Act 1979

Approved Section 75W Modification Application

No. 4 granted on the 14/11/14

in respect to MP 10_0171

Signed. AWahas

Sheet No. 50 of 50

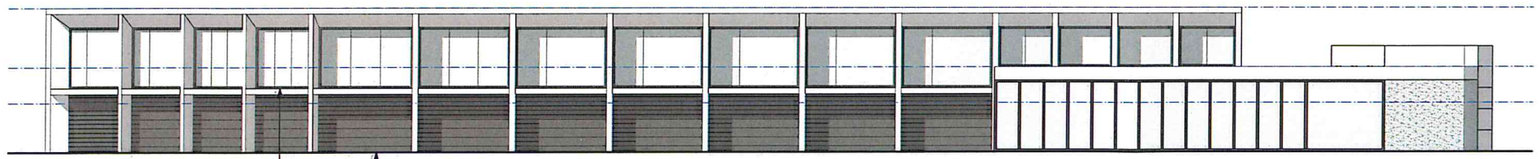

2 WEST ELEVATION
1:100 @A1

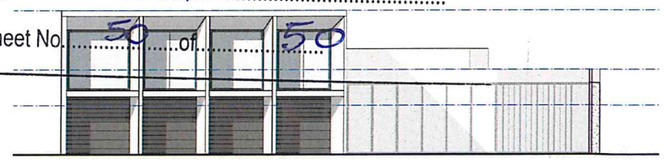

3 NORTH ELEVATION
1:100 @A1



4 EAST ELEVATION
1:100 @A1



5 SOUTH ELEVATION
1:100 @A1

DRAWING PREPARED FOR:

MERITON
BUILDING LONGER. BUILT BETTER. APARTMENTS

MERITON APARTMENTS
LEVEL 11, MERITON TOWER
528 KENT STREET, SYDNEY

BY:

TONY CARO ARCHITECTURE PTY LTD
LEVEL 1, 2 GLEN ST MILSONS POINT
NSW 2061 SYDNEY AUSTRALIA
T 99649100 F 99649133
WWW.TONYCAROARCHITECTURE.COM.AU

TONY CARO ARCHITECTURE

ISSUE REGISTER

No	Date	Note	By
2	7/5/14	FOR INFO	SM
1	16/4/14	FOR INFO	SM

REVISION REGISTER

No	Date	Note	By
A	7/5/14	Sections added	SM

KEY CONSULTANT INFO

LANDSCAPE	GUY STURT & ASSOC GUY STURT 9211 3744 guy@sturtassociates.com.au	
STRUCTURAL	BONACCI GROUP TIM HOARE 6247 6400 thoare@bonaccigroup.com	
HYDRAULIC	TBA TBA TBA TBA	

KEY CONSULTANT INFO

BASIX	EFFICIENT LIVING TRACEY COOLES 9949 0332 tracey@efficientliving.com.au	
SOLAR ACCESS	HEGGIES NEIHAD AL-KHALIDY 9427 8100 neihad.alkhaldy@heggies.com.au	
TRAFFIC	TTPA ROSS NETTLE 0416 189 656 tpa@tpa.com.au	

GENERAL NOTES

DO NOT SCALE OFF THIS DRAWING. USE FIGURED DIMENSIONS ONLY. VERIFY ALL DIMENSIONS ON SITE AND RESOLVE ANY DISCREPANCIES BEFORE PROCEEDING. COPYRIGHT OF THIS DRAWING AND THE DESIGNS EXECUTED REMAIN THE PROPERTY OF TONY CARO ARCHITECTURE. BUILDER TO EXAMINE SITE AND VERIFY SITE CONDITIONS PRIOR TO COMMENCING WORK. BUILDER TO CONFIRM BUILDING SETOUT PRIOR TO COMMENCING WORK. ALL ARCHITECTURAL DRAWINGS TO BE READ IN CONJUNCTION WITH OTHER ARCHITECTURAL DETAILS, SCHEDULES AND SPECIFICATIONS. ALL ARCHITECTURAL DRAWINGS AND DOCUMENTS TO BE READ IN CONJUNCTION WITH OTHER CONSULTANTS DRAWINGS AND SPECIFICATIONS. BUILDER TO ALLOW FOR DEFLECTION TO ALL SLABS AS REQUIRED TO STRUCTURAL ENGINEERS SPECIFICATION. CAD DOCUMENTS ARE ISSUED FOR INFORMATION ONLY. CHANGES ARE NOT TO BE MADE TO ANY DOCUMENTATION WITHOUT THE ARCHITECTS WRITTEN APPROVAL. TCA TAKES NO RESPONSIBILITY FOR THE ELECTRONIC TRANSMISSION, DIMENSIONS OR ACCURACY OF THESE DRAWINGS. CEILING LEVEL AT NOMINATED DISTANCE FROM FINISHED FLOOR LEVEL. FOR ALL EXTERNAL LEVELS REFER TO LANDSCAPE ARCHITECTS DRAWINGS.

KEY PLAN / GENERAL INFO

REFERENCE SCALE 1:100
0 1 2 3 4 5

PROJECT

RIVERFRONT APARTMENTS

330 CHURCH STREET
PARRAMATTA NSW

DRAWING NAME

POOL BUILDING ELEVATIONS

SCALE	PAGE SIZE	STATUS
1:5000	A1	PRELIMINARY
APRIL 2014	SM	SM
17/4/14	A	2

001