RIVERFRONT APARTMENTS

330 CHURCH STREET, PARRAMATTA

FOR MERITON APARTMENTS

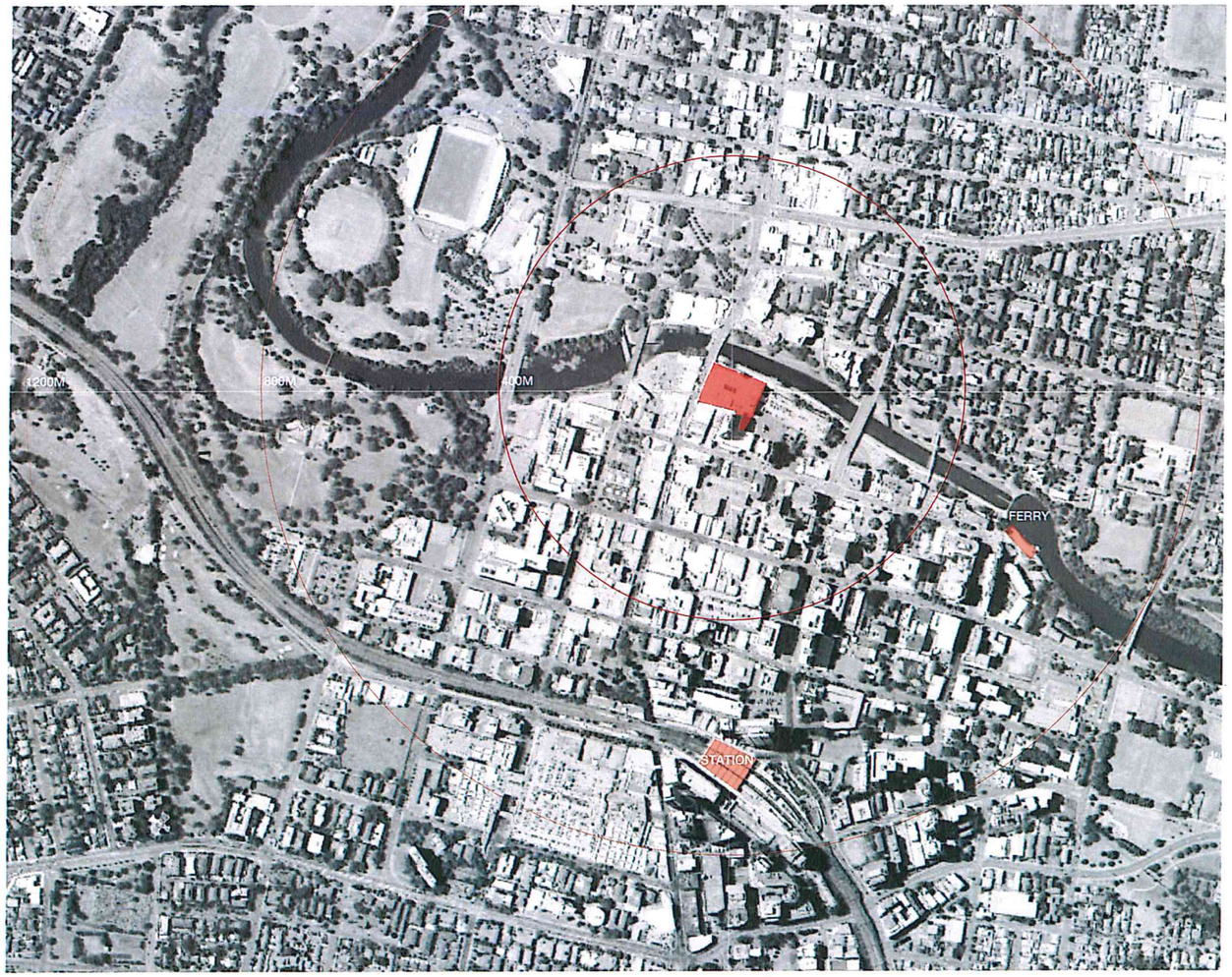

01 PLAN - LOCATION PLAN
APPROX. 1:5000

PROJECT DATA

SITE AREA: 6763 SQM
+ land area bonus 720SQM

APARTMENT MIX

TYPE	PODIUM		E TOWER		W TOWER		TOTAL	
STUDIO	0	0%	0	0%	0	0%	0	0%
1 BED	24	80%	219	84%	69	18.5%	312	47%
1 BED + ST	0	0%	0	0%	0	0%	0	0%
2 BED	6	20%	28	11%	282	76%	316	47.6%
3 BED	0	0%	14	5%	22	5.5%	36	5.5%
TOTAL	30		261		373		664	

PARKING SCHEDULE

LEVEL	RESIDENT PARKING	ACCESSIBLE PARKING	RETAIL/ VISITORS PARKING	TOTAL
PODIUM LEVEL 3	63 (SA)	4 (SA)	0	67 (SA)
PODIUM LEVEL 2	69 (SA)	4 (SA)	0	73 (SA)
PODIUM LEVEL 1	61 (SA)	5 (SA)	0	66 (SA)
PARKING LEVEL 1	31	1	79	111
PARKING LEVEL 2	103	13	0	116
PARKING LEVEL 3	103	13	0	116
PARKING LEVEL 4	108	12	0	120
TOTAL	538	52	79	669

STORAGE SCHEDULE

LEVEL	STORAGE NO.	STORAGE (m3)
PODIUM LEVEL 3	37	185
PODIUM LEVEL 2	56	280
PODIUM LEVEL 1	44	220
PARKING LEVEL 1	59	295
PARKING LEVEL 2	79	395
PARKING LEVEL 3	105	530
PARKING LEVEL 4	60	300
TOTAL	441	2205

GFA TABLE - REFER TO A550 FOR GFA DIAGRAMS

LEVEL	WEST TOWER	EAST TOWER	NO. FLOORS	TOTAL
34-53	610.9		20	12218
32-33	609.3		2	1218.6
31	609.3		1	609.3
28-30	609.3	663.2	3	3817.5
24-27	696.2	663.2	4	5437.6
17-23	696.2	649.8	7	9422
5-16	696.2	649.8	12	16152
4	2088.0		1	2088.0
03	1514.2		1	1514.2
02	1514.2		1	1514.2
01	1514.2		1	1514.2
00 MEZZ	1034.6		1	1034.6
00	2984.3		1	2984.3
SITE AREA - 6763SQM + 720SQM BONUS				
TOTAL GFA				59526.5
FSR				7.94:1

NSW GOVERNMENT
Planning

Issued under the Environmental Planning and Assessment Act 1979

Approved Section 75W Modification Application

No. 4 granted on the 14/11/14

in respect to MP 10_0171

Signed Awahan

Sheet 10 of 50

DRAWING SCHEDULE

NUMBER	TITLE	SCALE	
A_000	COVER SHEET/LOCATION PLAN	NTS	
A_001	SITE ANALYSIS + CONTEXT PLAN	1:1000	
A_096	GA PLAN - PARKING LEVEL 4	1:200	@ A1
A_097	GA PLAN - PARKING LEVEL 3	1:200	@ A1
A_098	GA PLAN - PARKING LEVEL 2	1:200	@ A1
A_099	GA PLAN - PARKING LEVEL 1	1:200	@ A1
A_100	GA PLAN - LEVEL 00 RETAIL	1:200	@ A1
A_100.1	GA PLAN - LEVEL 00 MEZZANINE	1:200	@ A1
A_101	GA PLAN - LEVEL 01 PODIUM	1:200	@ A1
A_102	GA PLAN - LEVEL 02 PODIUM	1:200	@ A1
A_103	GA PLAN - LEVEL 03 PODIUM	1:200	@ A1
A_104	GA PLAN - LEVEL 04 PODIUM ROOF	1:200	@ A1
A_105	GA PLAN - TYPICAL TOWER LOWER	1:200	@ A1
A_106	GA PLAN - TYPICAL TOWER MIDDLE	1:200	@ A1
A_107	GA PLAN - TYPICAL TOWER UPPER	1:200	@ A1
A_148	APARTMENT PLAN - LEVEL 4	1:100	@ A1
A_148.2	APARTMENT PLAN - LEVEL 5	1:100	@ A1
A_149	APARTMENT PLAN - LEVELS 6-16	1:100	@ A1
A_149.1	APARTMENT PLAN - LEVELS 17-22	1:100	@ A1
A_149.2	APARTMENT PLAN - LEVELS 23	1:100	@ A1
A_149.3	APARTMENT PLAN - LEVELS 24-27	1:100	@ A1
A_150	APARTMENT PLAN - LEVELS 28-30	1:100	@ A1
A_151	APARTMENT PLAN - LEVEL 31	1:100	@ A1
A_152	APARTMENT PLAN - LEVELS 32-33	1:100	@ A1
A_153	APARTMENT PLAN - LEVEL 34-53	1:100	@ A1
A_154	APARTMENT PLAN - LEVEL 54	1:100	@ A1
A_155	APARTMENT PLAN - LEVELS 55 (Roof)	1:100	@ A1
A_156	APARTMENT PLANS - PODIUM LEVELS 1-3	1:100	@ A1
A_157	APARTMENT PLANS - PODIUM LEVELS 1-3	1:100	@ A1
~~A_158~~	~~APARTMENT PLAN - LEVELS 24-34~~	~~1:100~~	~~@ A1~~ DELETED
~~A_159~~	~~APARTMENT PLAN - LEVEL 35~~	~~1:100~~	~~@ A1~~ DELETED
~~A_160~~	~~APARTMENT PLAN - LEVEL 36~~	~~1:100~~	~~@ A1~~ DELETED
~~A_161~~	~~APARTMENT PLAN - PODIUM TERRACES~~	~~1:100~~	~~@ A1~~ DELETED
A_200	SITE SECTIONS	1:200	@ A1
A_300	SITE ELEVATIONS - COMPILED	1:500	@ A1
A_350	PODIUM - ELEVATIONS NORTH + WEST	1:200	@ A1
A_351	PODIUM - ELEVATIONS SOUTH + EAST	1:200	@ A1
A_352	EAST TOWER - ELEVATIONS NORTH + EAST	1:200	@ A1
A_353	EAST TOWER - ELEVATIONS SOUTH + WEST	1:200	@ A1
A_354	WEST TOWER - ELEVATIONS NORTH + EAST	1:250	@ A1
A_355	WEST TOWER - ELEVATIONS NORTH + EAST	1:250	@ A1
A_400	DETAILED ELEVATIONS - PODIUM	1:200	@ A1
A_401	DETAILED ELEVATIONS - PODIUM	1:200	@ A1
~~A_402~~	~~DETAILED ELEVATIONS - PODIUM~~	~~1:200~~	~~@ A1~~ DELETED
A_403	DETAILED ELEVATIONS - PODIUM	1:200	@ A1
A_404	DETAILED ELEVATIONS - PODIUM	1:200	@ A1
A_405	DETAILED ELEVATIONS - EAST TOWER	1:50	@ A1
A_406	DETAILED ELEVATIONS - EAST TOWER	1:50	@ A1
A_407	DETAILED ELEVATIONS - EAST TOWER	1:50	@ A1
A_408	DETAILED ELEVATIONS - WEST TOWER	1:50	@ A1
A_409	DETAILED ELEVATIONS - WEST TOWER	1:50	@ A1
A_410	DETAILED ELEVATIONS - WEST TOWER	1:50	@ A1
A_411	DETAILED ELEVATIONS - SIGNAGE	1:100	@ A1
A_501	SHADOW DIAGRAMS - WINTER 9.00AM	1:2000	@ A1
A_502	SHADOW DIAGRAMS - WINTER 12.00PM	1:2000	@ A1
A_503	SHADOW DIAGRAMS - WINTER 3.00PM	1:2000	@ A1
A_504	SHADOW DIAGRAMS - EQUINOX	1:2000	@ A1
A_505	SHADOW DIAGRAMS - SUMMER	1:2000	@ A1
A_550	DIAGRAM - GFA AREAS	1:2000	@ A1
A_650	ADAPTABLE PLAN SCHEDULES	1:100	@ A1
A_801	COLOUR AND MATERIALS BOARD	N/A	@ A1

TONY CARO ARCHITECTURE

DRAWING PREPARED FOR:
MERITON
MERITON APARTMENTS
LEVEL 11, MERITON TOWER
528 KENT STREET, SYDNEY

BY:
TONY CARO ARCHITECTURE PTY LTD
LEVEL 1, 2 GLEN ST MILSONS POINT
NSW 2061 SYDNEY AUSTRALIA
T 99549100 F 99549133
WWW.TONYCAROARCHITECTURE.COM.AU

ISSUE REGISTER

No.	Date	Note	By
17	24/7/14	Revised s75w Application	SM
16	17/4/14	Revisions to Carpark	SM
15	8/4/14	s75w Application	SM
14	6/4/14	Parking Provision Summary	SM
13	20/3/14	Amended s75w Application	SM
12	25/2/14	Amended s75w Application	SY
11	18/2/14	Amended s75w Application	SM
10	12/2/14	Amended s75w Application	SM
9	19/12/13	Amended s75w Application	JF
8	27/9/13	Amended s 75w Application	JF

REVISION REGISTER

No.	Date	Note	By
I	24/7/14	Revisions to Numbers	RD
H	17/4/14	Revisions to Carpark	RD
G	8/4/14	s75w Application	RD
F	6/4/14	Update Parking Provision	RD
E	20/3/14	Revised s75w Application	RD
D	21/2/14	Issued for s75W	SY
C	18/2/14	Revised s75w Application	RD
B	12/2/14	Revised s75w Application	SY
A	19/12/13	Revised s75w Application	RD

LEGEND

KEY CONSULTANT INFO

LANDSCAPE: GUY STURT & ASSOC, GUY STURT, 9211 3744, guy@sturtassociates.com.au
STRUCTURAL: BONACCI GROUP, TIM HOARE, 8247 6400, thoare@bonaccigroup.com
HYDRAULIC: TBA, TBA, TBA, TBA
BASIX: EFFICIENT LIVING, TRACEY COOLES, 9949 0332, tracey@efficientliving.com.au
SOLAR ACCESS: HEGGIES, NEIHAD AL-KHALIDY, 9427 8100, neihad.al-khalidy@heggies.com.au
TRAFFIC: TTPA, ROSS NETTLE, 0416 189 656, tpa@tpa.com.au

GENERAL NOTES

DO NOT SCALE OFF THIS DRAWING. USE FIGURED DIMENSIONS ONLY. VERIFY ALL DIMENSIONS ON SITE AND RESOLVE ANY DISCREPANCIES BEFORE PROCEEDING. COPYRIGHT OF THIS DRAWING AND THE DESIGNS EXECUTED REMAIN THE PROPERTY OF TONY CARO ARCHITECTURE. BUILDER TO EXAMINE SITE AND VERIFY SITE CONDITIONS PRIOR TO COMMENCING WORK. BUILDER TO CONFIRM BUILDING SETOUT PRIOR TO COMMENCING WORK. ALL ARCHITECTURAL DRAWINGS TO BE READ IN CONJUNCTION WITH OTHER ARCHITECTURAL DETAILS, SCHEDULES AND SPECIFICATIONS. ALL ARCHITECTURAL DRAWINGS AND DOCUMENTS TO BE READ IN CONJUNCTION WITH OTHER CONSULTANTS DRAWINGS AND SPECIFICATIONS. BUILDER TO ALLOW FOR DEFLECTION TO ALL SLABS AS REQUIRED TO STRUCTURAL ENGINEERS SPECIFICATION. CAD DOCUMENTS ARE ISSUED FOR INFORMATION ONLY. CHANGES ARE NOT TO BE MADE TO ANY DOCUMENTATION WITHOUT THE ARCHITECTS WRITTEN APPROVAL. TCA TAKES NO RESPONSIBILITY FOR THE ELECTRONIC TRANSMISSION, DIMENSIONS OR ACCURACY OF THESE DRAWINGS. CEILING LEVEL AT NOMINATED DISTANCE FROM FINISHED FLOOR LEVEL. FOR ALL EXTERNAL LEVELS REFER TO LANDSCAPE ARCHITECTS DRAWINGS.

KEY PLAN / GENERAL INFO

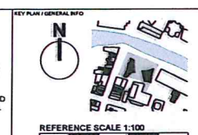

REFERENCE SCALE 1:100
0 1 2 3 4 5

PROJECT: RIVERFRONT APARTMENTS, 330 CHURCH STREET PARRAMATTA NSW	SCALE: 1:5000	PAGE SIZE: A1	STATUS: PRELIMINARY
	DWG DATE: MAR 2011	DRAWN BY: JF	APPR BY: TC
	PLOT DATE: 17/4/14	REV: I	ISSUE: 17
DRAWING NAME: Cover	DRAWING NUMBER: A000		

NSW GOVERNMENT
Planning

Issued under the Environmental Planning and Assessment Act 1979

Approved Section 75W Modification Application

No. 4 granted on the 14/11/14

in respect to MP. 10_0171

Signed. AWalsh

Sheet No. 2 of 50

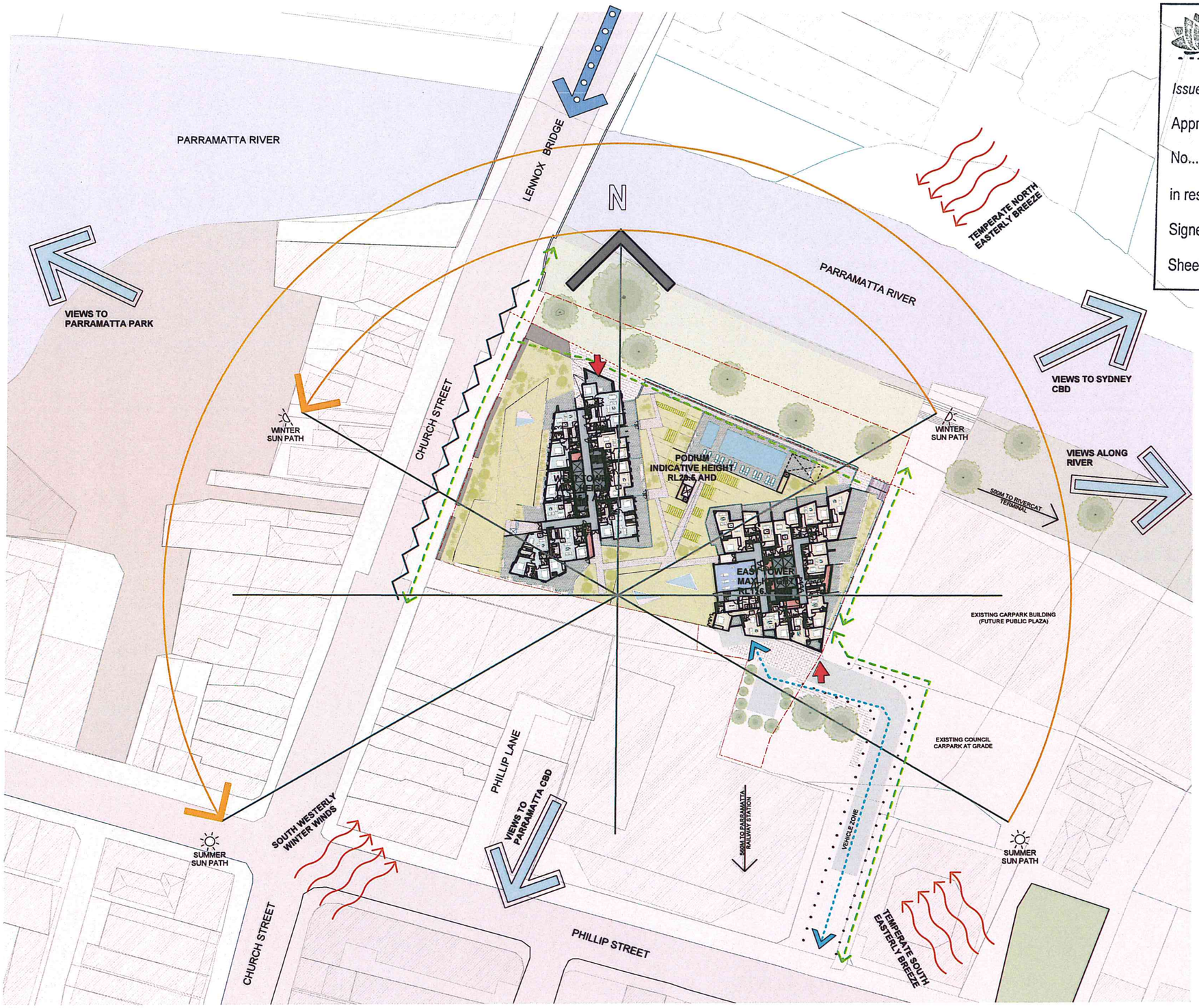

01 PLAN - SITE ANALYSIS
1:500 @A1

LEGEND

- SITE BOUNDARY
- TRAFFIC NOISE
- SUN PATH
- WINDS
- POTENTIAL VIEWS
- PEDESTRIAN LINKS
- NORTHERN GATEWAY TO CITY
- PEDESTRIAN ENTRY TO RESIDENTIAL TOWERS
- VEHICULAR ENTRY

TONY CARO ARCHITECTURE

DRAWING PREPARED FOR:

MERITON
MERITON APARTMENTS
LEVEL 11, MERITON TOWER
526 KENT STREET, SYDNEY

BY:

TONY CARO ARCHITECTURE PTY LTD
LEVEL 1, 2 GLEN ST MILSONS POINT
NSW 2061 SYDNEY AUSTRALIA
T 99649100 F 99649133
WWW.TONYCAROARCHITECTURE.COM.AU

ISSUE REGISTER

No.	Date	Note	By
8	12/3/14	Amended s75w Application	SM
8	19/12/13	Amended s75w Application	JF
7	26/9/13	Amended s 75w Application	JF
6	17/5/13	Amended s 75w Application	JF
5	23/11/11	DA Issue - Additional Information	JF
4	18/5/11	Issued for DA	JF
3	29/4/11	Preliminary DA for review	JF
2	29/3/11	TEST	SM
1	28/3/11	PROGRESS MEETING	SM

REVISION REGISTER

No.	Date	Note	By
C	21/2/14	Issued for s75W	SY
B	12/3/14	Revised s75w Application	SY
A	19/12/13	Revised s75w Application	RD

LEGEND

KEY CONSULTANT INFO

LANDSCAPE	GUY STURT & ASSOC GUY STURT 8211 3744 guy@sturtassociates.com.au	
STRUCTURAL	BONACCI GROUP TIM HOARE 8247 8400 thoare@bonaccigroup.com	
HYDRAULIC	TBA TBA TBA TBA	
BASIX	EFFICIENT LIVING TRACEY COOLES 9649 0332 tracey@efficientliving.com.au	
SOLAR ACCESS	HEGGIES NEIHAD AL-KHALDY 9427 8100 neihad.al-khaldy@heggies.com.au	
TRAFFIC	TTPA ROSS NETTLE 0416 189 656 tpa@tpa.com.au	

GENERAL NOTES

DO NOT SCALE OFF THIS DRAWING. USE FIGURED DIMENSIONS ONLY. VERIFY ALL DIMENSIONS ON SITE AND RESOLVE ANY DISCREPANCIES BEFORE PROCEEDING. COPYRIGHT OF THIS DRAWING AND THE DESIGNS EXECUTED REMAIN THE PROPERTY OF TONY CARO ARCHITECTURE. BUILDER TO EXAMINE SITE AND VERIFY SITE CONDITIONS PRIOR TO COMMENCING WORK. BUILDER TO CONFIRM BUILDING SETOUT PRIOR TO COMMENCING WORK. ALL ARCHITECTURAL DRAWINGS TO BE READ IN CONJUNCTION WITH OTHER ARCHITECTURAL DETAILS, SCHEDULES AND SPECIFICATIONS. ALL ARCHITECTURAL DRAWINGS AND DOCUMENTS TO BE READ IN CONJUNCTION WITH OTHER CONSULTANTS DRAWINGS AND SPECIFICATIONS. BUILDER TO ALLOW FOR DEFLECTION TO ALL SLABS AS REQUIRED TO STRUCTURAL ENGINEERS SPECIFICATION. CAD DOCUMENTS ARE ISSUED FOR INFORMATION ONLY. CHANGES ARE NOT TO BE MADE TO ANY DOCUMENTATION WITHOUT THE ARCHITECTS WRITTEN APPROVAL. TCA TAKES NO RESPONSIBILITY FOR THE ELECTRONIC TRANSMISSION. DIMENSIONS OR ACCURACY OF THESE DRAWINGS. CEILING LEVEL AT NOMINATED DISTANCE FROM FINISHED FLOOR LEVEL. FOR ALL EXTERNAL LEVELS REFER TO LANDSCAPE ARCHITECTS DRAWINGS.

KEY PLAN / GENERAL INFO

REFERENCE SCALE 1:500
0 10 20 30 40 50

PROJECT: RIVERFRONT APARTMENTS
330 CHURCH STREET
PARRAMATTA NSW

DRAWING NAME: Site Analysis

SCALE: 1:500	PAGE SIZE: A1	STATUS: PRELIMINARY	
DWG DATE: MAR 2011	DRAWN BY: JF	APPR BY: TC	
PLOT DATE: 12/2/14	REV: C	ISSUE: 9	

DRAWING NUMBER: A001

NSW GOVERNMENT
Planning

Issued under the Environmental Planning and Assessment Act 1979

Approved Section 75W Modification Application

No. 4 granted on the 14/11/14

in respect to MP 10_0171

Signed Awahan

Sheet No. 3 of 50

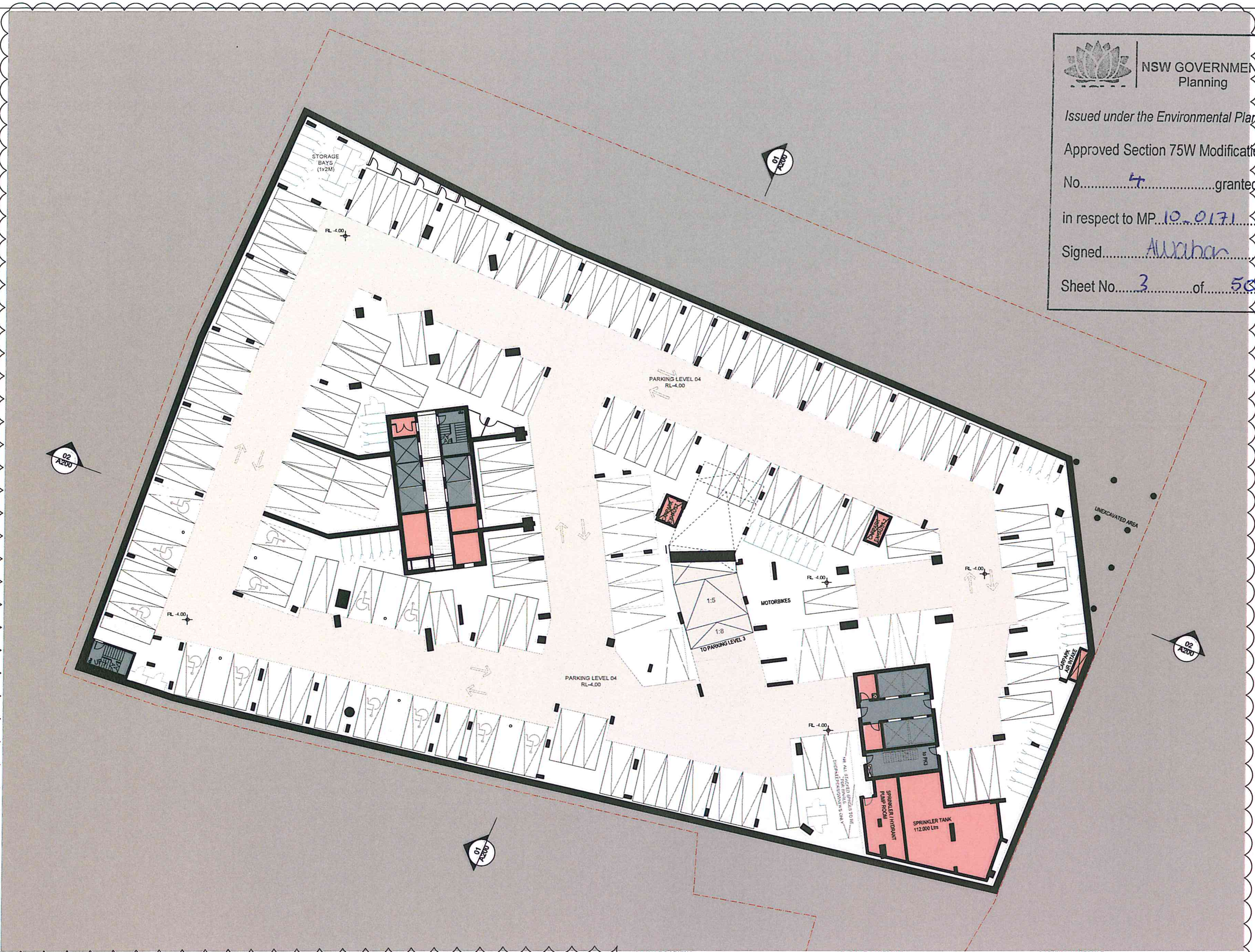

01 PLAN - PARKING LEVEL 04
1:200 @ A1

BICYCLE PARKING

LEVEL	NO. PROVIDED
PODIUM LEVEL 3	Provided in Storage Cages - 37
PODIUM LEVEL 2	Provided in Storage Cages - 56
PODIUM LEVEL 1	Provided in Storage Cages - 44
PARKING LEVEL 1	16 + 59 in Cages
PARKING LEVEL 2	16 + 79 in Cages
PARKING LEVEL 3	16 + 106 in Cages
PARKING LEVEL 4	16 + 60 in Cages
TOTAL	505

STORAGE SCHEDULE

LEVEL	STORAGE NO.	STORAGE (m3)
PODIUM LEVEL 3	37	185
PODIUM LEVEL 2	56	280
PODIUM LEVEL 1	44	220
PARKING LEVEL 1	59	295
PARKING LEVEL 2	79	395
PARKING LEVEL 3	106	530
PARKING LEVEL 4	60	300
TOTAL	441	2205

PARKING SCHEDULE

LEVEL	RESIDENT PARKING	ACCESSIBLE PARKING	RETAIL/ VISITORS PARKING	TOTAL
PODIUM LEVEL 3	63 (SA)	4 (SA)	0	67 (SA)
PODIUM LEVEL 2	72 (SA)	2 (SA)	0	74 (SA)
PODIUM LEVEL 1	62 (SA)	5 (SA)	0	67 (SA)
PARKING LEVEL 1	31	0	80	111
PARKING LEVEL 2	107	11	0	118
PARKING LEVEL 3	105	13	0	118
PARKING LEVEL 4	107	13	0	120
TOTAL	547	48	80	675

GENERAL LEGEND

-ALL ARCHITECTURAL DRAWINGS AND DOCUMENTS TO BE READ IN CONJUNCTION WITH OTHER CONSULTANTS DRAWINGS AND REPORTS
-FOR ALL EXTERNAL LEVELS REFER LANDSCAPE DRAWINGS.
-USE FIGURE DIMENSIONS ONLY - DO NOT SCALE FROM DRAWINGS. IF UNSURE CONFIRM DIMENSION WITH ARCHITECT PRIOR TO PROCEEDING
-'COPYRIGHT' TONY CARO ARCHITECTURE
-DIGITAL FILES ARE ISSUED FOR INFORMATION ONLY, CHANGES MUST NOT BE MADE TO DOCUMENTS WITHOUT ARCHITECT'S CONSENT

LEGEND - EXTERNAL FINISHES

AVB	ALUMINIUM VERTICAL BLADE - VARYING DEPTHS (300, 450, 600mm)
ALS	ALUMINIUM SLIDING SCREENS
BLG	BALUSTRADE - GLASS
BLC	BALUSTRADE - CONCRETE WITH PAINTED FINISH OR SIMILAR
BLM	BALUSTRADE - METAL
G_1	GLAZING TYPE 1 - CLEAR
G_2	GLAZING TYPE 2 - TRANSLUCENT GLASS. COLOUR TBA
G_3	GLAZING TYPE 3 - OPAQUE FILM APPLIED. COLOUR TBA
PC_1	PRECAST CONCRETE SPANDREL PANELS WITH PENETRATING PAINT FINISH OR SIMILAR
PC_2	SMOOTH PRECAST CONCRETE WITH PAINTED FINISH (LIGHT) OR SIMILAR
PC_3	SMOOTH PRECAST CONCRETE WITH PAINTED FINISH (DARK) OR SIMILAR
PFC	PAINTED FC CLADDING
PFS	PERFORATED METAL SCREEN

TONY CARO ARCHITECTURE

DRAWING PREPARED FOR:

MERITON

MERITON APARTMENTS
LEVEL 11, MERITON TOWER
528 KENT STREET, SYDNEY

BY:

TONY CARO ARCHITECTURE PTY LTD
LEVEL 1, 2 GLEN ST MILSONS POINT
NSW 2061 SYDNEY AUSTRALIA
T 99649100 F 99649133
WWW.TONYCAROARCHITECTURE.COM.AU

ISSUE REGISTER

No	Date	Note	By
10	17/4/14	Revisions to Carpark	SM
9	19/2/14	Amended s75w Application	SM
8	12/2/14	Amended s75w Application	SM
7	19/12/13	Amended s75w Application	JF
6	17/5/13	Amended s 75w Application	JF
5	23/11/11	DA Issue - Additional Information	JF
4	18/5/11	Issued for DA	JF
3	28/4/11	Preliminary DA for review	JF
2	28/3/11	TEST	SM
1	28/3/11	PROGRESS MEETING	SM

REVISION REGISTER

No	Date	Note	By
E	17/4/14	Revisions to Carpark	RD
D	21/2/14	Issued for s75W	BY
C	19/2/14	Revised s75w Application	RD
B	12/2/14	Revised s75w Application	BY
A	19/12/13	Revised s75w Application	RD

LEGEND

KEY CONSULTANT INFO

LANDSCAPE	GUY STURT & ASSOC GUY STURT 9211 3744 guy@sturtassociates.com.au
STRUCTURAL	BONACCI GROUP TIM HOARE 8247 8400 thoare@bonaccigroup.com
HYDRAULIC	TBA TBA TBA TBA
BASIX	EFFICIENT LIVING TRACEY COOLES 9949 0332 tracey@efficientliving.com.au
SOLAR ACCESS	HEGGIES NEIHAD AL-KHALIDY 9427 8100 neihad.al-khalidy@heggies.com.au
TRAFFIC	TTPA ROSS NETTLE 0416 189 656 ttpa@ttpa.com.au

GENERAL NOTES

DO NOT SCALE OFF THIS DRAWING. USE FIGURED DIMENSIONS ONLY. VERIFY ALL DIMENSIONS ON SITE AND RESOLVE ANY DISCREPANCIES BEFORE PROCEEDING. COPYRIGHT OF THIS DRAWING AND THE DESIGNS EXECUTED REMAIN THE PROPERTY OF TONY CARO ARCHITECTURE. BUILDER TO EXAMINE SITE AND VERIFY SITE CONDITIONS PRIOR TO COMMENCING WORK. BUILDER TO CONFIRM BUILDING SETOUT PRIOR TO COMMENCING WORK. ALL ARCHITECTURAL DRAWINGS TO BE READ IN CONJUNCTION WITH OTHER ARCHITECTURAL DETAILS, SCHEDULES AND SPECIFICATIONS. ALL ARCHITECTURAL DRAWINGS AND DOCUMENTS TO BE READ IN CONJUNCTION WITH OTHER CONSULTANTS DRAWINGS AND SPECIFICATIONS. BUILDER TO ALLOW FOR DEFLECTION TO ALL SLABS AS REQUIRED TO STRUCTURAL ENGINEERS SPECIFICATION. CAD DOCUMENTS ARE ISSUED FOR INFORMATION ONLY. CHANGES ARE NOT TO BE MADE TO ANY DOCUMENTATION WITHOUT THE ARCHITECTS WRITTEN APPROVAL. TCA TAKES NO RESPONSIBILITY FOR THE ELECTRONIC TRANSMISSION, DIMENSIONS OR ACCURACY OF THESE DRAAWINGS. CEILING LEVEL AT NOMINATED DISTANCE FROM FINISHED FLOOR LEVEL. FOR ALL EXTERNAL LEVELS REFER TO LANDSCAPE ARCHITECT'S DRAWINGS.

KEY PLAN / GENERAL INFO

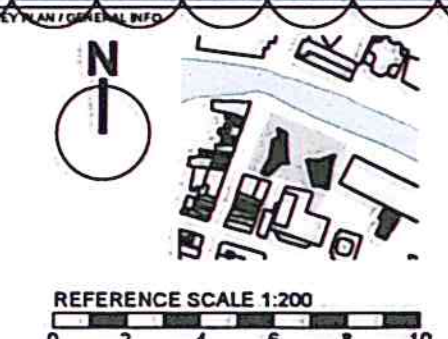

REFERENCE SCALE 1:200
0 2 4 6 8 10

PROJECT

RIVERFRONT APARTMENTS

330 CHURCH STREET
PARRAMATTA NSW

SCALE	PAGE SIZE	STATUS
1:200	A1	PRELIMINARY
DWG DATE	**DRAWN BY**	**APPR BY**
MAR 2011	JF	TC
PLOT DATE	**REV**	**ISSUE**
17/4/14	E	10

DRAWING NAME

Plan_Parking Level 04

DRAWING NUMBER

A096

NSW GOVERNMENT
Planning

Issued under the Environmental Planning and Assessment Act 1979

Approved Section 75W Modification Application

No. 4 granted on the 14/11/14

in respect to MP 10-0171

Signed. AWaban

Sheet No. 4 of 50

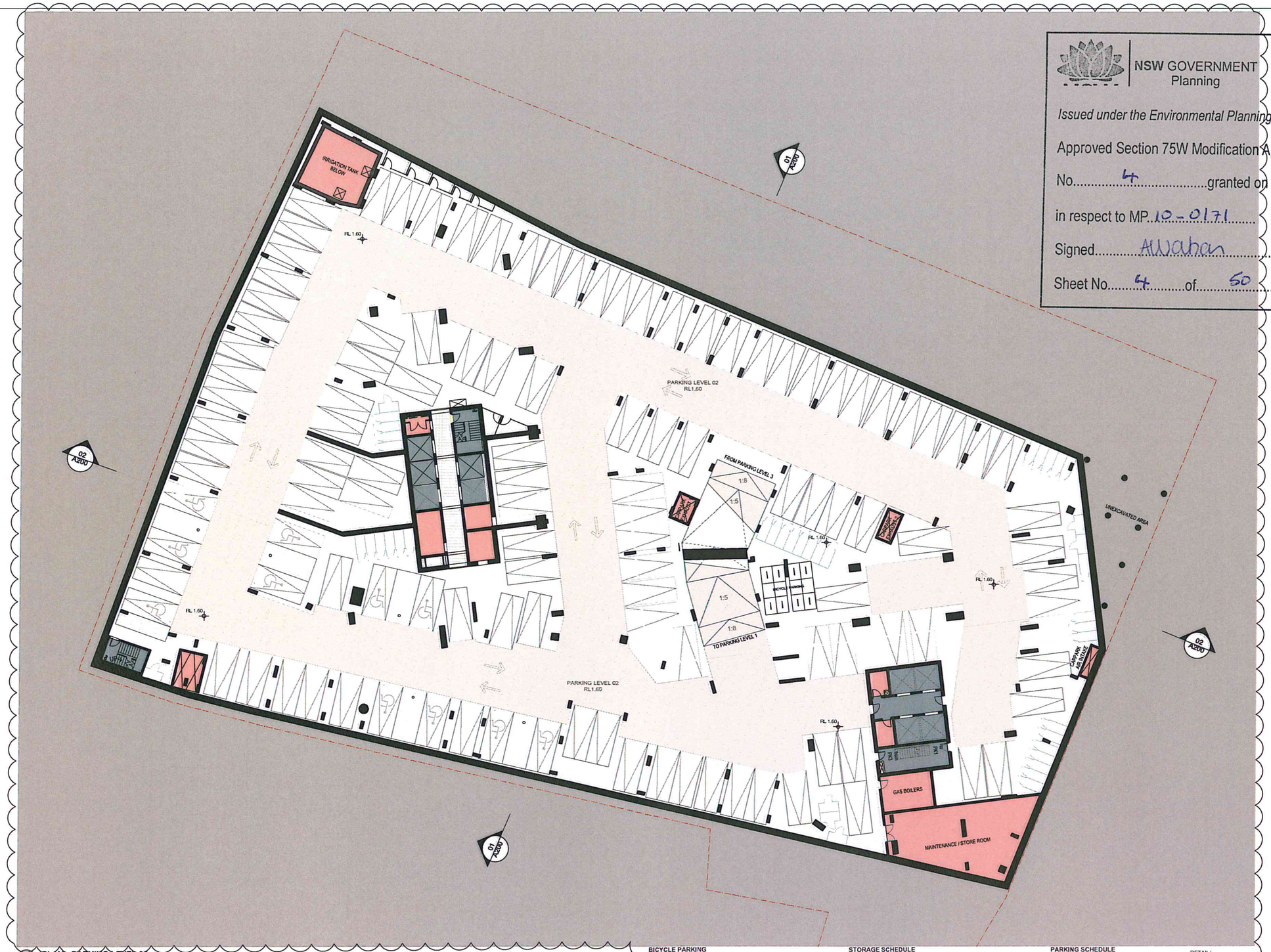

01 PLAN - PARKING LEVEL 02
1:200 @ A1

GENERAL LEGEND

-ALL ARCHITECTURAL DRAWINGS AND DOCUMENTS TO BE READ IN CONJUNCTION WITH OTHER CONSULTANTS DRAWINGS AND REPORTS
-FOR ALL EXTERNAL LEVELS REFER LANDSCAPE DRAWINGS.
-USE FIGURE DIMENSIONS ONLY - DO NOT SCALE FROM DRAWINGS. IF UNSURE CONFIRM DIMENSION WITH ARCHITECT PRIOR TO PROCEEDING
-COPYRIGHT: TONY CARO ARCHITECTURE
-DIGITAL FILES ARE ISSUED FOR INFORMATION ONLY, CHANGES MUST NOT BE MADE TO DOCUMENTS WITHOUT ARCHITECT'S CONSENT

LEGEND - EXTERNAL FINISHES

AVS	ALUMINIUM VERTICAL BLADE - VARYING DEPTHS (300, 450, 600mm)
ALS	ALUMINIUM SLIDING SCREENS
BLG	BALUSTRADE - GLASS
BLC	BALUSTRADE - CONCRETE WITH PAINTED FINISH OR SIMILAR
BLM	BALUSTRADE - METAL
G_1	GLAZING TYPE 1 - CLEAR
G_2	GLAZING TYPE 2 - TRANSLUCENT GLASS, COLOUR TBA
G_3	GLAZING TYPE 3 - OPAQUE FILM APPLIED. COLOUR TBA
PC_1	PRECAST CONCRETE SPANDREL PANELS WITH PENETRATING PAINT FINISH OR SIMILAR
PC_2	SMOOTH PRECAST CONCRETE WITH PAINTED FINISH (LIGHT) OR SIMILAR
PC_3	SMOOTH PRECAST CONCRETE WITH PAINTED FINISH (DARK) OR SIMILAR
PFC	PAINTED FC CLADDING
PFS	PERFORATED METAL SCREEN

BICYCLE PARKING

LEVEL	NO. PROVIDED
PODIUM LEVEL 3	Provided in Storage Cages - 37
PODIUM LEVEL 2	Provided in Storage Cages - 56
PODIUM LEVEL 1	Provided in Storage Cages - 44
PARKING LEVEL 1	16 + 59 in Cages
PARKING LEVEL 2	16 + 79 in Cages
PARKING LEVEL 3	16 + 106 in Cages
PARKING LEVEL 4	16 + 60 in Cages
TOTAL	505

STORAGE SCHEDULE

LEVEL	STORAGE NO.	STORAGE (m3)
PODIUM LEVEL 3	37	185
PODIUM LEVEL 2	56	250
PODIUM LEVEL 1	44	220
PARKING LEVEL 1	59	295
PARKING LEVEL 2	79	395
PARKING LEVEL 3	106	530
PARKING LEVEL 4	60	300
TOTAL	441	2205

PARKING SCHEDULE

LEVEL	RESIDENT PARKING	ACCESSIBLE PARKING	RETAIL/ VISITORS PARKING	TOTAL
PODIUM LEVEL 3	63 (SA)	4 (SA)	0	67 (SA)
PODIUM LEVEL 2	72 (SA)	2 (SA)	0	74 (SA)
PODIUM LEVEL 1	62 (SA)	5 (SA)	0	67 (SA)
PARKING LEVEL 1	31	0	80	111
PARKING LEVEL 2	107	11	0	118
PARKING LEVEL 3	105	13	0	118
PARKING LEVEL 4	107	13	0	120
TOTAL	547	48	80	675

DRAWING PREPARED FOR:
MERITON
MERITON APARTMENTS
LEVEL 11, MERITON TOWER
528 KENT STREET, SYDNEY

BY:
TONY CARO ARCHITECTURE PTY LTD
LEVEL 1, 2 GLEN ST MILSONS POINT
NSW 2061 SYDNEY AUSTRALIA
T 99640100 F 99640133
WWW.TONYCAROARCHITECTURE.COM.AU
TONY CARO ARCHITECTURE

ISSUE REGISTER

No	Date	Note	By
11	17/4/14	Revisions to Carpark	SM
10	19/3/14	Amended s75w Application	SM
9	13/3/14	Amended s75w Application	SM
8	18/11/13	Amended s75w Application	JF
7	20/9/13	Amended s75w Application	JF
6	17/5/13	Amended s75w Application	JF
5	23/11/11	DA Issue - Additional Information	JF
4	18/5/11	Issued for DA	JF
3	28/4/11	Preliminary DA for review	JF
2	26/3/11	TEST	SM

REVISION REGISTER

No	Date	Note	By
E	17/4/14	Revisions to Carpark	RD
D	21/2/14	Issued for s75W	BY
C	18/3/14	Revised s75w Application	RD
B	12/3/14	Revised s75w Application	BY
A	18/12/13	Revised s75w Application	RD

LEGEND

KEY CONSULTANT INFO

LANDSCAPE	GUY STURT & ASSOC GUY STURT 9211 3744 guy@sturtassociates.com.au	
STRUCTURAL	BONACCI GROUP TIM HOARE 8247 8400 thoare@bonaccigroup.com	
HYDRAULIC	TBA TBA TBA TBA	
BASIX	EFFICIENT LIVING TRACEY COOLES 9949 0332 tracey@efficientliving.com.au	
SOLAR ACCESS	HEGGIES NEHAD AL-KHALIDY 8427 8100 nehad.al-khalidy@heggies.com.au	
TRAFFIC	TTPA ROSS NETTLE 0416 189 656 tpa@ttpa.com.au	

GENERAL NOTES

DO NOT SCALE OFF THIS DRAWING. USE FIGURED DIMENSIONS ONLY. VERIFY ALL DIMENSIONS ON SITE AND RESOLVE ANY DISCREPANCIES BEFORE PROCEEDING. COPYRIGHT OF THIS DRAWING AND THE DESIGNS EXECUTED REMAIN THE PROPERTY OF TONY CARO ARCHITECTURE. BUILDER TO EXAMINE SITE AND VERIFY SITE CONDITIONS PRIOR TO COMMENCING WORK. BUILDER TO CONFIRM BUILDING SETOUT PRIOR TO COMMENCING WORK. ALL ARCHITECTURAL DRAWINGS TO BE READ IN CONJUNCTION WITH OTHER ARCHITECTURAL DETAILS, SCHEDULES AND SPECIFICATIONS. ALL ARCHITECTURAL DRAWINGS AND DOCUMENTS TO BE READ IN CONJUNCTION WITH OTHER CONSULTANTS DRAWINGS AND SPECIFICATIONS. BUILDER TO ALLOW FOR DEFLECTION TO ALL SLABS AS REQUIRED TO STRUCTURAL ENGINEERS SPECIFICATION. CAD DOCUMENTS ARE ISSUED FOR INFORMATION ONLY. CHANGES ARE NOT TO BE MADE TO ANY DOCUMENTATION WITHOUT THE ARCHITECTS WRITTEN APPROVAL. TCA TAKES NO RESPONSIBILITY FOR THE ELECTRONIC TRANSMISSION. DIMENSIONS OR ACCURACY OF THESE DRAWINGS. CEILING LEVEL AT NOMINATED DISTANCE FROM FINISHED FLOOR LEVEL FOR ALL EXTERNAL LEVELS REFER TO LANDSCAPE ARCHITECT'S DRAWINGS.

KEY PLAN / GENERAL INFO

N

REFERENCE SCALE 1:200
0 2 4 6 8 10

PROJECT
RIVERFRONT APARTMENTS
330 CHURCH STREET
PARRAMATTA NSW

DRAWING NAME
Plan_Parking Level 02

SCALE 1:200	PAGE SIZE A1	STATUS PRELIMINARY	
DWG DATE MAR 2011	DRAWN BY JF	APPR BY TC	
PLOT DATE 17/4/14	REV E	ISSUE 11	
DRAWING NUMBER A098			

NSW GOVERNMENT
Planning

Issued under the Environmental Planning and Assessment Act 1979

Approved Section 75W Modification Application

No. 4 granted on the 14/11/14

in respect to MP 10_0171

Signed. Awalhan

Sheet No. 5 of 50

01 PLAN - PARKING LEVEL 01
1:200 @ A1

GENERAL LEGEND

-ALL ARCHITECTURAL DRAWINGS AND DOCUMENTS TO BE READ IN CONJUNCTION WITH OTHER CONSULTANTS DRAWINGS AND REPORTS
-FOR ALL EXTERNAL LEVELS REFER LANDSCAPE DRAWINGS.
-USE FIGURE DIMENSIONS ONLY - DO NOT SCALE FROM DRAWINGS. IF UNSURE CONFIRM DIMENSION WITH ARCHITECT PRIOR TO PROCEEDING
-'COPYRIGHT' TONY CARO ARCHITECTURE
-DIGITAL FILES ARE ISSUED FOR INFORMATION ONLY, CHANGES MUST NOT BE MADE TO DOCUMENTS WITHOUT ARCHITECTS CONSENT

LEGEND - EXTERNAL FINISHES

AVB	ALUMINIUM VERTICAL BLADE - VARYING DEPTHS (300, 450, 600mm)	PC_1	PRECAST CONCRETE SPANDREL PANELS WITH PENETRATING PAINT FINISH OR SIMILAR
ALS	ALUMINIUM SLIDING SCREENS	PC_2	SMOOTH PRECAST CONCRETE WITH PAINTED FINISH (LIGHT) OR SIMILAR
BLG	BALLUSTRADE - GLASS	PC_3	SMOOTH PRECAST CONCRETE WITH PAINTED FINISH (DARK) OR SIMILAR
BLC	BALLUSTRADE - CONCRETE WITH PAINTED FINISH OR SIMILAR	PFC	PAINTED FC CLADDING
BLM	BALUSTRADE - METAL	PFS	PERFORATED METAL SCREEN
G_1	GLAZING TYPE 1 - CLEAR		
G_2	GLAZING TYPE 2 - TRANSLUCENT GLASS. COLOUR TBA		
G_3	GLAZING TYPE 3 - OPAQUE FILM APPLIED. COLOUR TBA		

BICYCLE PARKING

LEVEL	NO. PROVIDED
PODIUM LEVEL 3	Provided in Storage Cages - 37
PODIUM LEVEL 2	Provided in Storage Cages - 56
PODIUM LEVEL 1	Provided in Storage Cages - 44
PARKING LEVEL 1	16 + 50 in Cages
PARKING LEVEL 2	16 + 79 in Cages
PARKING LEVEL 3	16 + 106 in Cages
PARKING LEVEL 4	16 + 60 in Cages
TOTAL	505

STORAGE SCHEDULE

LEVEL	STORAGE NO.	STORAGE (m3)
PODIUM LEVEL 3	37	185
PODIUM LEVEL 2	56	280
PODIUM LEVEL 1	44	220
PARKING LEVEL 1	59	295
PARKING LEVEL 2	79	395
PARKING LEVEL 3	106	530
PARKING LEVEL 4	60	300
TOTAL	441	2205

PARKING SCHEDULE

LEVEL	RESIDENT PARKING	ACCESSIBLE PARKING	RETAIL/ VISITORS PARKING	TOTAL
PODIUM LEVEL 3	62 (SA)	4 (SA)	0	66 (SA)
PODIUM LEVEL 2	73 (SA)	2 (SA)	0	75 (SA)
PODIUM LEVEL 1	62 (SA)	5 (SA)	0	67 (SA)
PARKING LEVEL 1	31	0	80	111
PARKING LEVEL 2	106	11	0	117
PARKING LEVEL 3	104	13	0	117
PARKING LEVEL 4	106	13	0	119
TOTAL	544	48	80	672

DRAWING PREPARED FOR:
MERITON
MERITON APARTMENTS
LEVEL 11, MERITON TOWER
528 KENT STREET, SYDNEY

BY:
TONY CARO ARCHITECTURE PTY LTD
LEVEL 1, 2 GLEN ST MILSONS POINT
NSW 2061 SYDNEY AUSTRALIA
T 99549100 F 99549133
WWW.TONYCAROARCHITECTURE.COM.AU

ISSUE REGISTER

No	Date	Note	By
13	17/4/14	Revisions to Carpark	SM
12	19/3/14	Amended s75w Application	SM
11	13/3/14	Amended s75w Application	SM
10	19/12/13	Amended s75w Application	JF
9	20/9/13	Amended s75w Application	JF
8	17/5/13	Amended s75w Application	JF
7	25/9/12	DA Issue - Additional Information	JF
6	23/10/11	DA Issue - Additional Information	JF
5	23/9/11	Issued for DA	JF
4	18/5/11	Issued for DA	JF

REVISION REGISTER

No	Date	Note	By
E	17/4/14	Revisions to Carpark	RD
D	21/3/14	Issued for s75W	BY
C	19/3/14	Revised s75w Application	RD
B	13/3/14	Revised s75w Application	BY
A	18/12/13	Revised s75w Application	RD

LEGEND

KEY CONSULTANT INFO

LANDSCAPE — GUY STURT & ASSOC, GUY STURT, 8211 3744, guy@sturtassociates.com.au
STRUCTURAL — BONACCI GROUP, TIM HOARE, 8247 8400, thoare@bonaccigroup.com
HYDRAULIC — TBA, TBA, TBA, TBA
BASIX — EFFICIENT LIVING, TRACEY COOLES, 9649 0332, tracey@efficientliving.com.au
SOLAR ACCESS — HEGGIES, NEIHAD AL-KHALIDY, 9427 8100, neihad.al-khalidy@heggies.com.au
TRAFFIC — TTPA, ROSS NETTLE, 0416 189 656, tpa@ttpa.com.au

GENERAL NOTES

DO NOT SCALE OFF THIS DRAWING. USE FIGURED DIMENSIONS ONLY. VERIFY ALL DIMENSIONS ON SITE AND RESOLVE ANY DISCREPANCIES BEFORE PROCEEDING. COPYRIGHT OF THIS DRAWING AND THE DESIGNS EXECUTED REMAIN THE PROPERTY OF TONY CARO ARCHITECTURE. BUILDER TO EXAMINE SITE AND VERIFY SITE CONDITIONS PRIOR TO COMMENCING WORK. BUILDER TO CONFIRM BUILDING SETOUT PRIOR TO COMMENCING WORK. ALL ARCHITECTURAL DRAWINGS TO BE READ IN CONJUNCTION WITH OTHER ARCHITECTURAL DETAILS, SCHEDULES AND SPECIFICATIONS. ALL ARCHITECTURAL DRAWINGS AND DOCUMENTS TO BE READ IN CONJUNCTION WITH OTHER CONSULTANTS DRAWINGS AND SPECIFICATIONS. BUILDER TO ALLOW FOR DEFLECTION TO ALL SLABS AS REQUIRED TO STRUCTURAL ENGINEERS SPECIFICATION. CAD DOCUMENTS ARE ISSUED FOR INFORMATION ONLY. CHANGES ARE NOT TO BE MADE TO ANY DOCUMENTATION WITHOUT THE ARCHITECTS WRITTEN APPROVAL. TCA TAKES NO RESPONSIBILITY FOR THE ELECTRONIC TRANSMISSION. DIMENSIONS OR ACCURACY OF THESE DRAWINGS. CEILING LEVEL AT NOMINATED DISTANCE FROM FINISHED FLOOR LEVEL FOR ALL EXTERNAL LEVELS REFER TO LANDSCAPE ARCHITECT'S DRAWINGS.

REFERENCE SCALE 1:200
0 2 4 6 8 10

PROJECT
RIVERFRONT APARTMENTS
330 CHURCH STREET
PARRAMATTA NSW

DRAWING NAME
Plan_Parking Level 01

SCALE	PAGE SIZE	STATUS
1:200	A1	PRELIMINARY
DWG DATE MAR 2011	DRAWN BY JF	APPR BY TC
PLOT DATE 17/4/14	REV E	ISSUE 13

DRAWING NUMBER
A099

NSW GOVERNMENT
Planning

Issued under the Environmental Planning and Assessment Act 1979

Approved Section 75W Modification Application

No. 4 granted on the 14/11/14

in respect to MP 10_0171

Signed [signature]

Sheet No 6 of 50

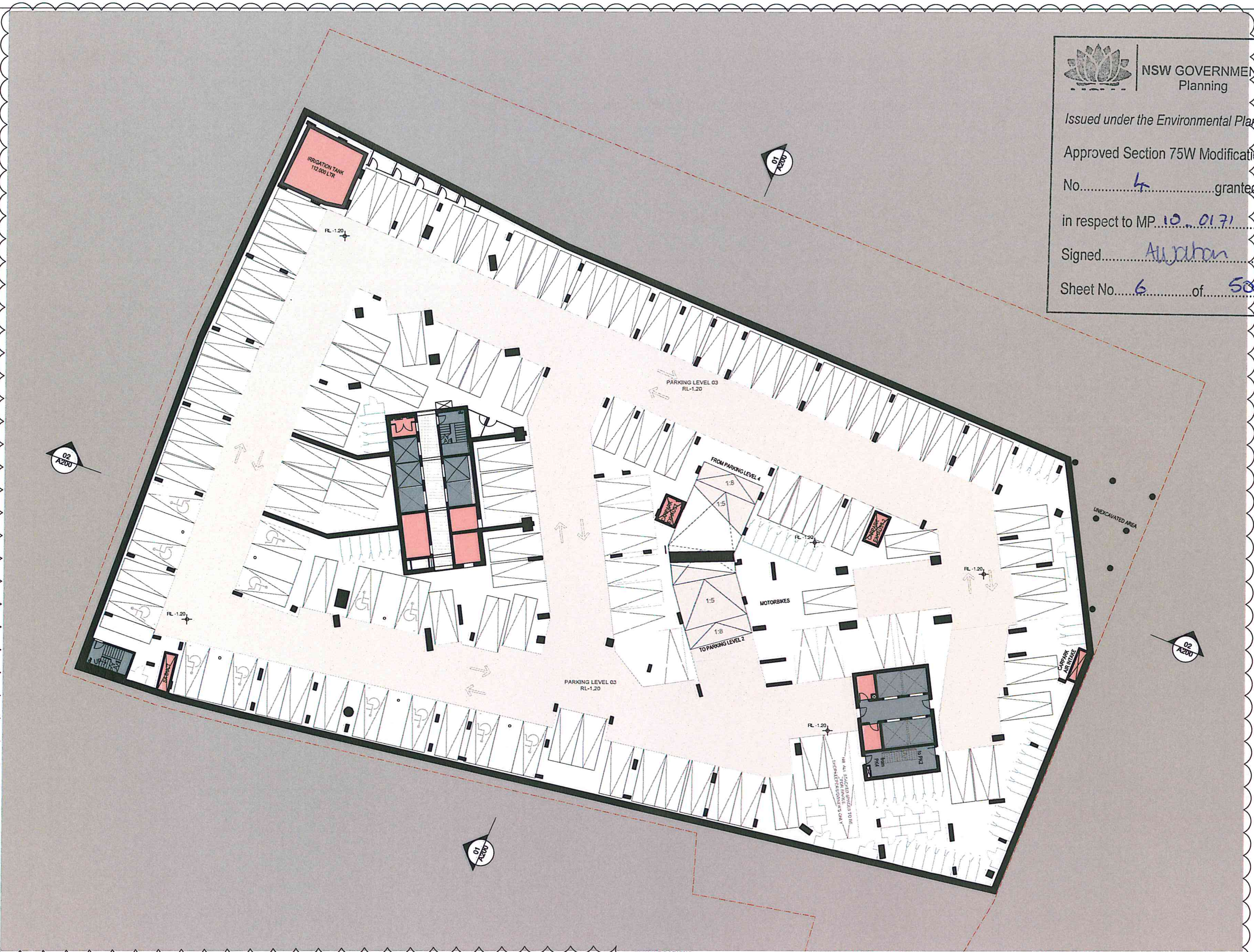

01 PLAN - PARKING LEVEL 03
1:200 @ A1

BICYCLE PARKING

LEVEL	NO. PROVIDED
PODIUM LEVEL 3	Provided in Storage Cages - 37
PODIUM LEVEL 2	Provided in Storage Cages - 56
PODIUM LEVEL 1	Provided in Storage Cages - 44
PARKING LEVEL 1	16 + 59 in Cages
PARKING LEVEL 2	16 + 79 in Cages
PARKING LEVEL 3	16 + 106 in Cages
PARKING LEVEL 4	16 + 60 in Cages
TOTAL	505

STORAGE SCHEDULE

LEVEL	STORAGE NO.	STORAGE (m3)
PODIUM LEVEL 3	37	185
PODIUM LEVEL 2	56	280
PODIUM LEVEL 1	44	220
PARKING LEVEL 1	59	295
PARKING LEVEL 2	79	395
PARKING LEVEL 3	106	530
PARKING LEVEL 4	60	300
TOTAL	441	2205

PARKING SCHEDULE

LEVEL	RESIDENT PARKING	ACCESSIBLE PARKING	RETAIL/ VISITORS PARKING	TOTAL
PODIUM LEVEL 3	63 (SA)	4 (SA)	0	67 (SA)
PODIUM LEVEL 2	72 (SA)	2 (SA)	0	74 (SA)
PODIUM LEVEL 1	62 (SA)	5 (SA)	0	67 (SA)
PARKING LEVEL 1	31	0	80	111
PARKING LEVEL 2	107	11	0	118
PARKING LEVEL 3	105	13	0	118
PARKING LEVEL 4	107	13	0	120
TOTAL	547	48	80	675

GENERAL LEGEND

-ALL ARCHITECTURAL DRAWINGS AND DOCUMENTS TO BE READ IN CONJUNCTION WITH OTHER CONSULTANTS DRAWINGS AND REPORTS
-FOR ALL EXTERNAL LEVELS REFER LANDSCAPE DRAWINGS.
-USE FIGURE DIMENSIONS ONLY - DO NOT SCALE FROM DRAWINGS. IF UNSURE CONFIRM DIMENSION WITH ARCHITECT PRIOR TO PROCEEDING
-'COPYRIGHT' TONY CARO ARCHITECTURE
-DIGITAL FILES ARE ISSUED FOR INFORMATION ONLY, CHANGES MUST NOT BE MADE TO DOCUMENTS WITHOUT ARCHITECT'S CONSENT

LEGEND - EXTERNAL FINISHES

AVB	ALUMINIUM VERTICAL BLADE - VARYING DEPTHS (300, 450, 600mm)
ALS	ALUMINIUM SLIDING SCREENS
BLG	BALUSTRADE - GLASS
BLC	BALUSTRADE - CONCRETE WITH PAINTED FINISH OR SIMILAR
BLM	BALUSTRADE - METAL
G_1	GLAZING TYPE 1 - CLEAR
G_2	GLAZING TYPE 2 - TRANSLUCENT GLASS. COLOUR TBA
G_3	GLAZING TYPE 3 - OPAQUE FILM APPLIED. COLOUR TBA
PC_1	PRECAST CONCRETE SPANDREL PANELS WITH PENETRATING PAINT FINISH OR SIMILAR
PC_2	SMOOTH PRECAST CONCRETE WITH PAINTED FINISH (LIGHT) OR SIMILAR
PC_3	SMOOTH PRECAST CONCRETE WITH PAINTED FINISH (DARK) OR SIMILAR
PFC	PAINTED FC CLADDING
PFS	PERFORATED METAL SCREEN

TONY CARO ARCHITECTURE

DRAWING PREPARED FOR:

MERITON

MERITON APARTMENTS
LEVEL 11, MERITON TOWER
528 KENT STREET, SYDNEY

BY:

TONY CARO ARCHITECTURE PTY LTD
LEVEL 1, 2 GLEN ST MILSONS POINT
NSW 2061 SYDNEY AUSTRALIA
T 99649100 F 99649133
WWW.TONYCAROARCHITECTURE.COM.AU

ISSUE REGISTER

No	Date	Note	By
11	17/4/14	Revisions to Carpark	SM
10	18/2/14	Amended s75w Application	SM
9	12/2/14	Amended s75w Application	SM
8	19/12/13	Amended s75w Application	JF
7	20/6/13	Amended s75w Application	JF
6	17/5/13	Amended s 75w Application	JF
5	23/11/11	DA Issue - Additional Information	JF
4	18/5/11	Issued for DA	JF
3	28/4/11	Preliminary DA for review	JF
2	28/3/11	TEST	SM

REVISION REGISTER

No	Date	Note	By
E	17/4/14	Revisions to Carpark	RD
D	21/3/14	Issued for s75W	BY
C	18/2/14	Revised s75w Application	RD
B	12/2/14	Revised s75w Application	BY
A	18/12/13	Revised s75w Application	RD

LEGEND

KEY CONSULTANT INFO

LANDSCAPE: GUY STURT & ASSOC, GUY STURT, 9211 3744, guy@sturtassociates.com.au

STRUCTURAL: BONACCI GROUP, TIM HOARE, 8247 8400, thoare@bonaccigroup.com

HYDRAULIC: TBA, TBA, TBA, TBA

BASIX: EFFICIENT LIVING, TRACEY COOLES, 9949 0332, tracey@efficientliving.com.au

SOLAR ACCESS: HEGGIES, NEIHAD AL-KHALIDY, 9427 8100, neihad.al-khalidy@heggies.com.au

TRAFFIC: TTPA, ROSS NETTLE, 0416 189 656, ttpa@ttpa.com.au

GENERAL NOTES

DO NOT SCALE OFF THIS DRAWING. USE FIGURED DIMENSIONS ONLY. VERIFY ALL DIMENSIONS ON SITE AND RESOLVE ANY DISCREPANCIES BEFORE PROCEEDING. COPYRIGHT OF THIS DRAWING AND THE DESIGNS EXECUTED REMAIN THE PROPERTY OF TONY CARO ARCHITECTURE. BUILDER TO EXAMINE SITE AND VERIFY SITE CONDITIONS PRIOR TO COMMENCING WORK. BUILDER TO CONFIRM BUILDING SETOUT PRIOR TO COMMENCING WORK. ALL ARCHITECTURAL DRAWINGS TO BE READ IN CONJUNCTION WITH OTHER ARCHITECTURAL DETAILS, SCHEDULES AND SPECIFICATIONS. ALL ARCHITECTURAL DRAWINGS AND DOCUMENTS TO BE READ IN CONJUNCTION WITH OTHER CONSULTANTS DRAWINGS AND SPECIFICATIONS. BUILDER TO ALLOW FOR DEFLECTION TO ALL SLABS AS REQUIRED TO STRUCTURAL ENGINEERS SPECIFICATION. CAD DOCUMENTS ARE ISSUED FOR INFORMATION ONLY. CHANGES ARE NOT TO BE MADE TO ANY DOCUMENTATION WITHOUT THE ARCHITECTS WRITTEN APPROVAL. TCA TAKES NO RESPONSIBILITY FOR THE ELECTRONIC TRANSMISSION, DIMENSIONS OR ACCURACY OF THESE DRAAWINGS. CEILING LEVEL AT NOMINATED DISTANCE FROM FINISHED FLOOR LEVEL. FOR ALL EXTERNAL LEVELS REFER TO LANDSCAPE ARCHITECT'S DRAWINGS.

KEY PLAN / GENERAL INFO

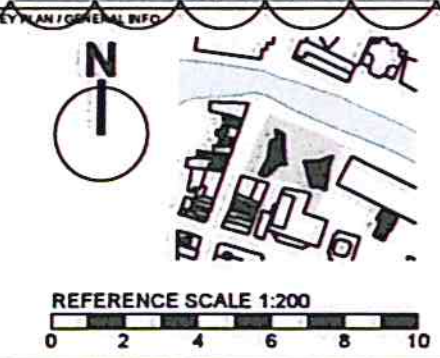

PROJECT: RIVERFRONT APARTMENTS
330 CHURCH STREET
PARRAMATTA NSW

DRAWING NAME: Plan_Parking Level 03

SCALE	PAGE SIZE	STATUS
1:200	A1	PRELIMINARY
DWG DATE	DRAWN BY	APPR BY
MAR 2011	JF	TC
PLOT DATE	REV	ISSUE
17/4/14	E	11

DRAWING NUMBER: A097

NSW GOVERNMENT
Planning

Issued under the Environmental Planning and Assessment Act 1979

Approved Section 75W Modification Application

No. 4 granted on the 14/11/14

in respect to MP 10_0171

Signed Allwahan

Sheet No. 7 of 50

01 PLAN - LEVEL 00 (RETAIL)
1:200 @ A1

GENERAL LEGEND

-ALL ARCHITECTURAL DRAWINGS AND DOCUMENTS TO BE READ IN CONJUNCTION WITH OTHER CONSULTANTS DRAWINGS AND REPORTS
-FOR ALL EXTERNAL LEVELS REFER LANDSCAPE DRAWINGS.
-USE FIGURE DIMENSIONS ONLY - DO NOT SCALE FROM DRAWINGS. IF UNSURE CONFIRM DIMENSION WITH ARCHITECT PRIOR TO PROCEEDING
-'COPYRIGHT' TONY CARO ARCHITECTURE
-DIGITAL FILES ARE ISSUED FOR INFORMATION ONLY, CHANGES MUST NOT BE MADE TO DOCUMENTS WITHOUT ARCHITECT'S CONSENT

LEGEND - EXTERNAL FINISHES

AVB	ALUMINIUM VERTICAL BLADE - VARYING DEPTHS (300, 450, 600mm)
ALS	ALUMINIUM SLIDING SCREENS
BLG	BALUSTRADE - GLASS
BLC	BALUSTRADE - CONCRETE WITH PAINTED FINISH OR SIMILAR
BLM	BALUSTRADE - METAL
G_1	GLAZING TYPE 1 - CLEAR
G_2	GLAZING TYPE 2 - TRANSLUCENT GLASS. COLOUR TBA
G_3	GLAZING TYPE 3 - OPAQUE FILM APPLIED. COLOUR TBA
PC_1	PRECAST CONCRETE SPANDREL PANELS WITH PENETRATING PAINT FINISH OR SIMILAR
PC_2	SMOOTH PRECAST CONCRETE WITH PAINTED FINISH (LIGHT) OR SIMILAR
PC_3	SMOOTH PRECAST CONCRETE WITH PAINTED FINISH (DARK) OR SIMILAR
PFC	PAINTED FC CLADDING
PFS	PERFORATED METAL SCREEN

DRAWING PREPARED FOR:
MERITON
MERITON APARTMENTS
LEVEL 11, MERITON TOWER
528 KENT STREET, SYDNEY
BY:
TONY CARO ARCHITECTURE PTY LTD
LEVEL 1, 2 GLEN ST MILSONS POINT
NSW 2061 SYDNEY AUSTRALIA
T 99649100 F 99649133
WWW.TONYCAROARCHITECTURE.COM.AU

ISSUE REGISTER

No	Date	Note	By
24	22/9/14	For Discussion with Council	SM
23	3/7/14	For Discussion with Council	SM
22	1/7/14	For Discussion with Council	SM
21	20/3/14	Amended s75w Application	SM
20	6/3/14	Amended s75w Application	SM
19	19/2/14	Amended s75w Application	SM
18	12/2/14	Amended s75w Application	SM
17	20/1/14	Amended s75w Application	SM
16	19/12/13	Amended s75w Application	JF
15	1/11/13	Amended s75w Application	JF

REVISION REGISTER

No	Date	Note	By
K	22/8/14	Podium at Church St Amended	RD
J	3/7/14	For Discussion with Council	RD
I	1/7/14	For Discussion with Council	RD
H	20/3/14	Revised s75w Application	RD
G	6/3/14	Revised s75w Application	RD
F	21/2/14	Issued for s75W	BY
E	19/2/14	Revised s75w Application	RD
D	12/2/14	Revised s75w Application	BY
C	20/1/14	Revised s75w Application	RD
B	19/12/13	Revised s75w Application	RD

LEGEND

KEY CONSULTANT INFO

LANDSCAPE	GUY STURT & ASSOC GUY STURT 9211 3744 guy@sturtassociates.com.au
STRUCTURAL	BONACCI GROUP TIM HOARE 8247 8400 thoare@bonaccigroup.com
HYDRAULIC	TBA TBA TBA TBA
BASIX	EFFICIENT LIVING TRACEY COOLES 9949 0332 tracey@efficientliving.com.au
SOLAR ACCESS	HEGGIES NEIHAD AL-KHALIDY 9427 8100 neihad.al-khalidy@heggies.com.au
TRAFFIC	TTPA ROSS NETTLE 0416 189 656 ttpa@ttpa.com.au

GENERAL NOTES

DO NOT SCALE OFF THIS DRAWING. USE FIGURED DIMENSIONS ONLY. VERIFY ALL DIMENSIONS ON SITE AND RESOLVE ANY DISCREPANCIES BEFORE PROCEEDING. COPYRIGHT OF THIS DRAWING AND THE DESIGNS EXECUTED REMAIN THE PROPERTY OF TONY CARO ARCHITECTURE. BUILDER TO EXAMINE SITE AND VERIFY SITE CONDITIONS PRIOR TO COMMENCING WORK. BUILDER TO CONFIRM BUILDING SETOUT PRIOR TO COMMENCING WORK. ALL ARCHITECTURAL DRAWINGS TO BE READ IN CONJUNCTION WITH OTHER ARCHITECTURAL DETAILS, SCHEDULES AND SPECIFICATIONS. ALL ARCHITECTURAL DRAWINGS AND DOCUMENTS TO BE READ IN CONJUNCTION WITH OTHER CONSULTANTS DRAWINGS AND SPECIFICATIONS. BUILDER TO ALLOW FOR DEFLECTION TO ALL SLABS AS REQUIRED TO STRUCTURAL ENGINEERS SPECIFICATION. CAD DOCUMENTS ARE ISSUED FOR INFORMATION ONLY. CHANGES ARE NOT TO BE MADE TO ANY DOCUMENTATION WITHOUT THE ARCHITECTS WRITTEN APPROVAL. TCA TAKES NO RESPONSIBILITY FOR THE ELECTRONIC TRANSMISSION, DIMENSIONS OR ACCURACY OF THESE DRAAWINGS. CEILING LEVEL AT NOMINATED DISTANCE FROM FINISHED FLOOR LEVEL. FOR ALL EXTERNAL LEVELS REFER TO LANDSCAPE ARCHITECT'S DRAWINGS.

KEY PLAN / GENERAL INFO

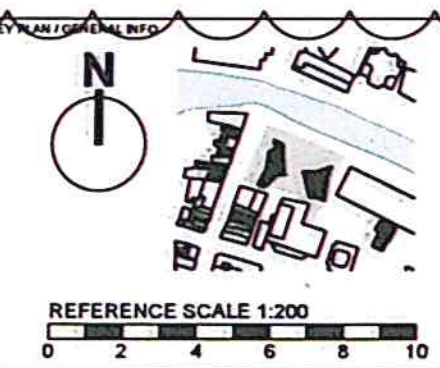

PROJECT	RIVERFRONT APARTMENTS 330 CHURCH STREET PARRAMATTA NSW
DRAWING NAME	Plan_Level 00 Retail
SCALE	1:200
PAGE SIZE	A1
STATUS	PRELIMINARY
DWG DATE	MAR 2011
DRAWN BY	JF
APPR BY	TC
PLOT DATE	28/3/14
REV	K
ISSUE	24
DRAWING NUMBER	A100

NSW GOVERNMENT
Planning

Issued under the Environmental Planning and Assessment Act 1979

Approved Section 75W Modification Application

No. 4 granted on the 14/11/14

in respect to MP 10_0171

Signed. AWalker

Sheet No. 8 of 50

01 PLAN - LEVEL 00 (RETAIL)
1:200 @ A1

GENERAL LEGEND

-ALL ARCHITECTURAL DRAWINGS AND DOCUMENTS TO BE READ IN CONJUNCTION WITH OTHER CONSULTANTS DRAWINGS AND REPORTS
-FOR ALL EXTERNAL LEVELS REFER LANDSCAPE DRAWINGS.
-USE FIGURE DIMENSIONS ONLY - DO NOT SCALE FROM DRAWINGS. IF UNSURE CONFIRM DIMENSION WITH ARCHITECT PRIOR TO PROCEEDING
-COPYRIGHT: TONY CARO ARCHITECTURE
-DIGITAL FILES ARE ISSUED FOR INFORMATION ONLY, CHANGES MUST NOT BE MADE TO DOCUMENTS WITHOUT ARCHITECT'S CONSENT

LEGEND - EXTERNAL FINISHES

AVB	ALUMINIUM VERTICAL BLADE - VARYING DEPTHS (300, 450, 600mm)
ALS	ALUMINIUM SLIDING SCREENS
BLG	BALUSTRADE - GLASS
BLC	BALUSTRADE - CONCRETE WITH PAINTED FINISH OR SIMILAR
BLM	BALUSTRADE - METAL
G_1	GLAZING TYPE 1 - CLEAR
G_2	GLAZING TYPE 2 - TRANSLUCENT GLASS. COLOUR TBA
G_3	GLAZING TYPE 3 - OPAQUE FILM APPLIED. COLOUR TBA
PC_1	PRECAST CONCRETE SPANDREL PANELS WITH PENETRATING PAINT FINISH OR SIMILAR
PC_2	SMOOTH PRECAST CONCRETE WITH PAINTED FINISH (LIGHT) OR SIMILAR
PC_3	SMOOTH PRECAST CONCRETE WITH PAINTED FINISH (DARK) OR SIMILAR
PFC	PAINTED FC CLADDING
PFS	PERFORATED METAL SCREEN

TONY CARO ARCHITECTURE

DRAWING PREPARED FOR:
MERITON
MERITON APARTMENTS
LEVEL 11, MERITON TOWER
528 KENT STREET, SYDNEY

BY:
TONY CARO ARCHITECTURE PTY LTD
LEVEL 1, 2 GLEN ST MILSONS POINT
NSW 2061 SYDNEY AUSTRALIA
T 99549100 F 99549133
WWW.TONYCAROARCHITECTURE.COM.AU

ISSUE REGISTER

No	Date	Note	By
6	3/7/14	For Discussion with Council	SM
5	29/3/14	Amended s75w Application	SM
4	6/3/14	Amended s75w Application	SM
3	19/2/14	Amended s75w Application	SM
2	12/2/14	Amended s75w Application	SM
1	28/1/14	Amended s75w Application	SM

REVISION REGISTER

No	Date	Note	By
G	3/7/14	For Discussion with Council	RG
F	20/3/14	Revised s75w Application	RG
E	6/3/14	Revised s75w Application	RG
D	21/2/14	Issued for s75W	SY
C	18/2/14	Revised s75w Application	RG
B	12/2/14	Revised s75w Application	SY
A	28/1/14	Revised s75w Application	RG

LEGEND

KEY CONSULTANT INFO

LANDSCAPE	GUY STURT & ASSOC GUY STURT 9211 3744 guy@sturtassociates.com.au
STRUCTURAL	BONACCI GROUP TIM HOARE 9247 8400 thoare@bonaccigroup.com
HYDRAULIC	TBA TBA TBA TBA
BASIX	EFFICIENT LIVING TRACEY COOLES 9949 0332 tracey@efficientliving.com.au
SOLAR ACCESS	HEGGIES NEHAD AL-KHALIDY 9427 8100 nehad.al-khalidy@heggies.com.au
TRAFFIC	TTPA ROSS NETTLE 0416 189 656 ttpa@ttpa.com.au

NOTES & NOTICE

DO NOT SCALE OFF THIS DRAWING. USE FIGURED DIMENSIONS ONLY. VERIFY ALL DIMENSIONS ON SITE AND RESOLVE ANY DISCREPANCIES BEFORE PROCEEDING. COPYRIGHT OF THIS DRAWING AND THE DESIGNS EXECUTED REMAIN THE PROPERTY OF TONY CARO ARCHITECTURE. BUILDER TO EXAMINE SITE AND VERIFY SITE CONDITIONS PRIOR TO COMMENCING WORK. BUILDER TO CONFIRM BUILDING SET-OUT PRIOR TO COMMENCING WORK. ALL ARCHITECTURAL DRAWINGS TO BE READ IN CONJUNCTION WITH OTHER ARCHITECTURAL DETAILS, SCHEDULES AND SPECIFICATIONS. ALL ARCHITECTURAL DRAWINGS AND DOCUMENTS TO BE READ IN CONJUNCTION WITH OTHER CONSULTANTS DRAWINGS AND SPECIFICATIONS. BUILDER TO ALLOW FOR DEFLECTION TO ALL SLABS AS REQUIRED TO STRUCTURAL ENGINEERS SPECIFICATION. CAD DOCUMENTS ARE ISSUED FOR INFORMATION ONLY. CHANGES ARE NOT TO BE MADE TO ANY DOCUMENTATION WITHOUT THE ARCHITECTS WRITTEN APPROVAL. TCA TAKES NO RESPONSIBILITY FOR THE ELECTRONIC TRANSMISSION. DIMENSIONS OR ACCURACY OF THESE DRAWINGS. CEILING LEVEL AT NOMINATED DISTANCE FROM FINISHED FLOOR LEVEL. FOR ALL EXTERNAL LEVELS REFER TO LANDSCAPE ARCHITECT'S DRAWINGS.

REV PLAN REFERENCE INFO

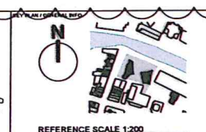

REFERENCE SCALE 1:200
0 2 4 6 8 10

PROJECT
RIVERFRONT APARTMENTS
330 CHURCH STREET
PARRAMATTA NSW

DRAWING NAME
Plan_Level 00
Mezzanine

SCALE 1:200	PAGE SIZE A1	STATUS PRELIMINARY	
DWG DATE MAR 2011	DRAWN BY JF	APPR BY TC	
PLOT DATE 27/3/14	REV G	ISSUE 6	

DRAWING NUMBER
A100.1

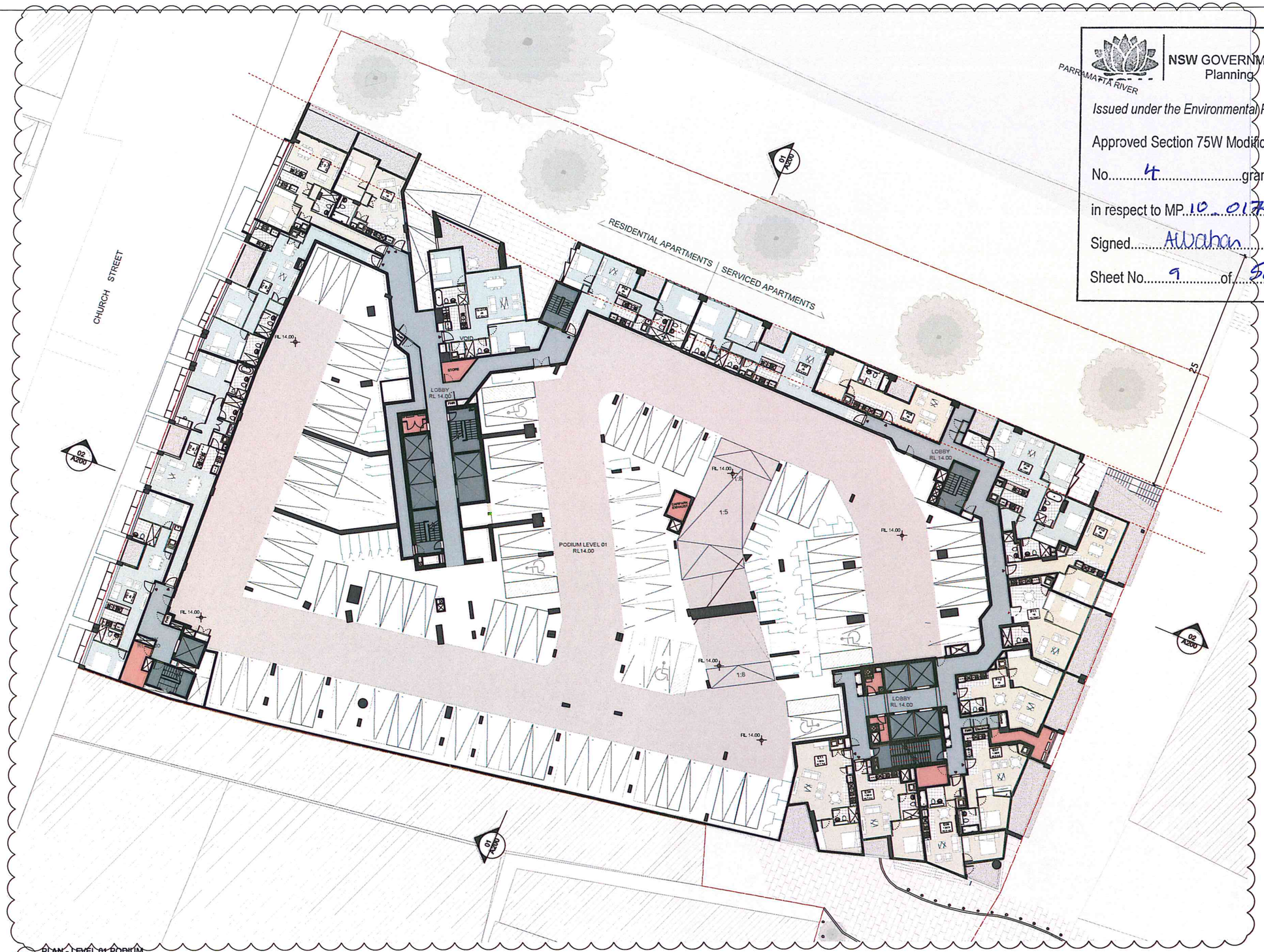

NSW GOVERNMENT
Planning

Issued under the Environmental Planning and Assessment Act 1979

Approved Section 75W Modification Application

No. 4 granted on the 14/11/14

in respect to MP 10_0171

Signed. Alwahan

Sheet No. 9 of 50

01 PLAN - LEVEL 01 PODIUM
1:200 @ A1

GENERAL LEGEND

-ALL ARCHITECTURAL DRAWINGS AND DOCUMENTS TO BE READ IN CONJUNCTION WITH OTHER CONSULTANTS DRAWINGS AND REPORTS
-FOR ALL EXTERNAL LEVELS REFER LANDSCAPE DRAWINGS.
-USE FIGURE DIMENSIONS ONLY - DO NOT SCALE FROM DRAWINGS. IF UNSURE CONFIRM DIMENSION WITH ARCHITECT PRIOR TO PROCEEDING
-COPYRIGHT: TONY CARO ARCHITECTURE
-DIGITAL FILES ARE ISSUED FOR INFORMATION ONLY, CHANGES MUST NOT BE MADE TO DOCUMENTS WITHOUT ARCHITECT'S CONSENT

LEGEND - EXTERNAL FINISHES

AVB	ALUMINIUM VERTICAL BLADE - VARYING DEPTHS (300, 450, 600mm)
ALS	ALUMINIUM SLIDING SCREENS
BLG	BALUSTRADE - GLASS
BLC	BALUSTRADE - CONCRETE WITH PAINTED FINISH OR SIMILAR
BLM	BALUSTRADE - METAL
GL_1	GLAZING TYPE 1 - CLEAR
GL_2	GLAZING TYPE 2 - TRANSLUCENT GLASS. COLOUR TBA
GL_3	GLAZING TYPE 3 - OPAQUE FILM APPLIED. COLOUR TBA
PC_1	PRECAST CONCRETE SPANDREL PANELS WITH PENETRATING PAINT FINISH OR SIMILAR
PC_2	SMOOTH PRECAST CONCRETE WITH PAINTED FINISH (LIGHT) OR SIMILAR
PC_3	SMOOTH PRECAST CONCRETE WITH PAINTED FINISH (DARK) OR SIMILAR
PFC	PAINTED FC CLADDING
PFS	PERFORATED METAL SCREEN

TONY CARO ARCHITECTURE

DRAWING PREPARED FOR:
MERITON
MERITON APARTMENTS
LEVEL 11, MERITON TOWER
528 KENT STREET, SYDNEY

BY:
TONY CARO ARCHITECTURE PTY LTD
LEVEL 1, 2 GLEN ST MILSONS POINT
NSW 2061 SYDNEY AUSTRALIA
T 99549100 F 99549133
WWW.TONYCAROARCHITECTURE.COM.AU

ISSUE REGISTER

No.	Date	Note	By
8	3/7/14	For Discussion with Council	SM
6	20/3/14	Amended s75w Application	SM
7	6/3/14	Amended s75w Application	SM
6	26/2/14	Amended s75w Application	SY
5	18/2/14	Amended s75w Application	SM
4	12/2/14	Amended s75w Application	SM
3	19/12/13	Amended s75w Application	JF
2	1/11/13	Amended s75w Application	JF
1	28/10/13	Issued for s 75w Application	JF

REVISION REGISTER

No.	Date	Note	By
H	3/7/14	For Discussion with Council	RD
G	20/3/14	Revised s75w Application	RD
F	6/3/14	Revised s75w Application	RD
E	21/2/14	Issued for s75W	SY
D	18/2/14	Revised s75w Application	RD
C	13/2/14	Revised s75w Application	SY
B	19/12/13	Revised s75w Application	RD
A	28/10/13	Revised to Council Comments	JF

LEGEND

KEY CONSULTANT INFO

LANDSCAPE	GUY STURT & ASSOC GUY STURT 9211 3744 guy@sturtassociates.com.au	BASIX	EFFICIENT LIVING TRACEY COOLES 9949 0332 tracey@efficientliving.com.au
STRUCTURAL	BONACCI GROUP TIM HOARE 8247 8400 thoare@bonaccigroup.com	SOLAR ACCESS	NEGGIES NEHAD AL-KHALIDY 9427 8100 nehad.al-khalidy@neggies.com.au
HYDRAULIC	TBA TBA TBA TBA	TRAFFIC	TTPA ROSS NETTLE 0416 189 656 tpa@ttpa.com.au

GENERAL NOTES

DO NOT SCALE OFF THIS DRAWING. USE FIGURED DIMENSIONS ONLY. VERIFY ALL DIMENSIONS ON SITE AND RESOLVE ANY DISCREPANCIES BEFORE PROCEEDING. COPYRIGHT OF THIS DRAWING AND THE DESIGNS EXECUTED REMAIN THE PROPERTY OF TONY CARO ARCHITECTURE. BUILDER TO EXAMINE SITE AND VERIFY SITE CONDITIONS PRIOR TO COMMENCING WORK. BUILDER TO CONFIRM BUILDING SETOUT PRIOR TO COMMENCING WORK. ALL ARCHITECTURAL DRAWINGS TO BE READ IN CONJUNCTION WITH OTHER ARCHITECTURAL DETAILS, SCHEDULES AND SPECIFICATIONS. ALL ARCHITECTURAL DRAWINGS AND DOCUMENTS TO BE READ IN CONJUNCTION WITH OTHER CONSULTANTS DRAWINGS AND SPECIFICATIONS. BUILDER TO ALLOW FOR DEFLECTION TO ALL SLABS AS REQUIRED TO STRUCTURAL ENGINEERS SPECIFICATION. CAD DOCUMENTS ARE ISSUED FOR INFORMATION ONLY. CHANGES ARE NOT TO BE MADE TO ANY DOCUMENTATION WITHOUT THE ARCHITECTS WRITTEN APPROVAL. TCA TAKES NO RESPONSIBILITY FOR THE ELECTRONIC TRANSMISSION. DIMENSIONS OR ACCURACY OF THESE DRAWINGS. CEILING LEVEL AT NOMINATED DISTANCE FROM FINISHED FLOOR LEVEL. FOR ALL EXTERNAL LEVELS REFER TO LANDSCAPE ARCHITECT'S DRAWINGS.

KEY PLAN / GENERAL INFO

REFERENCE SCALE 1:100
0 1 2 3 4 5

PROJECT: RIVERFRONT APARTMENTS
330 CHURCH STREET
PARRAMATTA NSW

DRAWING NAME: Plan_Level 01 Podium

SCALE: 1:200	PAGE SIZE: A1	STATUS: PRELIMINARY	
DWG DATE: MAR 2011	DRAWN BY: JF	APPR BY: TC	
PLOT DATE: 27/3/14	REV: H	SHEET: 9	

DRAWING NUMBER: A101

NSW GOVERNMENT Planning

Issued under the Environmental Planning and Assessment Act 1979

Approved Section 75W Modification Application

No. 4 granted on the 14/11/14

in respect to MP 10_0171

Signed Awahan

Sheet No. 10 of 50

01 PLAN - LEVEL 02 PODIUM
1:200 @ A1

GENERAL LEGEND

-ALL ARCHITECTURAL DRAWINGS AND DOCUMENTS TO BE READ IN CONJUNCTION WITH OTHER CONSULTANTS DRAWINGS AND REPORTS
-FOR ALL EXTERNAL LEVELS REFER LANDSCAPE DRAWINGS.
-USE FIGURE DIMENSIONS ONLY - DO NOT SCALE FROM DRAWINGS. IF UNSURE CONFIRM DIMENSION WITH ARCHITECT PRIOR TO PROCEEDING
-'COPYRIGHT' TONY CARO ARCHITECTURE
-DIGITAL FILES ARE ISSUED FOR INFORMATION ONLY, CHANGES MUST NOT BE MADE TO DOCUMENTS WITHOUT ARCHITECT'S CONSENT

LEGEND - EXTERNAL FINISHES

AVB	ALUMINIUM VERTICAL BLADE - VARYING DEPTHS (300, 450, 600mm)
ALS	ALUMINIUM SLIDING SCREENS
BLG	BALUSTRADE - GLASS
BLC	BALUSTRADE - CONCRETE WITH PAINTED FINISH OR SIMILAR
BLM	BALUSTRADE - METAL
G_1	GLAZING TYPE 1 - CLEAR
G_2	GLAZING TYPE 2 - TRANSLUCENT GLASS. COLOUR TBA
G_3	GLAZING TYPE 3 - OPAQUE FILM APPLIED. COLOUR TBA
PC_1	PRECAST CONCRETE SPANDREL PANELS WITH PENETRATING PAINT FINISH OR SIMILAR
PC_2	SMOOTH PRECAST CONCRETE WITH PAINTED FINISH (LIGHT) OR SIMILAR
PC_3	SMOOTH PRECAST CONCRETE WITH PAINTED FINISH (DARK) OR SIMILAR
PFC	PAINTED FC CLADDING
PFS	PERFORATED METAL SCREEN

TONY CARO ARCHITECTURE

DRAWING PREPARED FOR:

MERITON

MERITON APARTMENTS
LEVEL 11, MERITON TOWER
526 KENT STREET, SYDNEY

BY:

TONY CARO ARCHITECTURE PTY LTD
LEVEL 1, 2 GLEN ST MILSONS POINT
NSW 2061 SYDNEY AUSTRALIA
T 99649100 F 99649133
WWW.TONYCAROARCHITECTURE.COM.AU

ISSUE REGISTER

No	Date	Note	By
10	3/7/14	For Discussion with Council	SM
9	17/4/14	Revisions to Carpark	SM
8	20/3/14	Amended s75w Application	SM
7	6/3/14	Amended s75w Application	SM
6	25/2/14	Amended s75w Application	BY
5	19/2/14	Amended s75w Application	SM
4	12/2/14	Amended s75w Application	SM
3	19/12/13	Amended s75w Application	JF
2	1/11/13	Amended s75w Application	JF
1	28/10/13	Issued for s 75w Application	JF

REVISION REGISTER

No	Date	Note	By
I	3/7/14	For Discussion with Council	RD
H	17/4/14	Revisions to Carpark	RD
G	20/3/14	Revised s75w Application	RD
F	6/3/14	Revised s75w Application	RD
E	21/2/14	Issued for s75W	BY
D	19/2/14	Revised s75w Application	RD
C	12/2/14	Revised s75w Application	BY
B	19/12/13	Revised s75w Application	RD
A	28/10/13	Revised to Council Comments	JF

LEGEND

KEY CONSULTANT INFO

LANDSCAPE	GUY STURT & ASSOC GUY STURT 9211 3744 guy@sturtassociates.com.au
STRUCTURAL	BONACCI GROUP TIM HOARE 8247 8400 thoare@bonaccigroup.com
HYDRAULIC	TBA TBA TBA TBA

KEY CONSULTANT INFO

BASIX	EFFICIENT LIVING TRACEY COOLES 9949 0332 tracey@efficientliving.com.au
SOLAR ACCESS	HEGGIES NEIHAD AL-KHALIDY 9427 8100 neihad.al-khalidy@heggies.com.au
TRAFFIC	TTPA ROSS NETTLE 0416 189 656 ttpa@ttpa.com.au

GENERAL NOTES

DO NOT SCALE OFF THIS DRAWING. USE FIGURED DIMENSIONS ONLY. VERIFY ALL DIMENSIONS ON SITE AND RESOLVE ANY DISCREPANCIES BEFORE PROCEEDING. COPYRIGHT OF THIS DRAWING AND THE DESIGNS EXECUTED REMAIN THE PROPERTY OF TONY CARO ARCHITECTURE. BUILDER TO EXAMINE SITE AND VERIFY SITE CONDITIONS PRIOR TO COMMENCING WORK. BUILDER TO CONFIRM BUILDING SETOUT PRIOR TO COMMENCING WORK. ALL ARCHITECTURAL DRAWINGS TO BE READ IN CONJUNCTION WITH OTHER ARCHITECTURAL DETAILS, SCHEDULES AND SPECIFICATIONS. ALL ARCHITECTURAL DRAWINGS AND DOCUMENTS TO BE READ IN CONJUNCTION WITH OTHER CONSULTANTS DRAWINGS AND SPECIFICATIONS. BUILDER TO ALLOW FOR DEFLECTION TO ALL SLABS AS REQUIRED TO STRUCTURAL ENGINEERS SPECIFICATION. CAD DOCUMENTS ARE ISSUED FOR INFORMATION ONLY. CHANGES ARE NOT TO BE MADE TO ANY DOCUMENTATION WITHOUT THE ARCHITECTS WRITTEN APPROVAL. TCA TAKES NO RESPONSIBILITY FOR THE ELECTRONIC TRANSMISSION, DIMENSIONS OR ACCURACY OF THESE DRAAWINGS. CEILING LEVEL AT NOMINATED DISTANCE FROM FINISHED FLOOR LEVEL. FOR ALL EXTERNAL LEVELS REFER TO LANDSCAPE ARCHITECT'S DRAWINGS.

KEY PLAN / GENERAL INFO

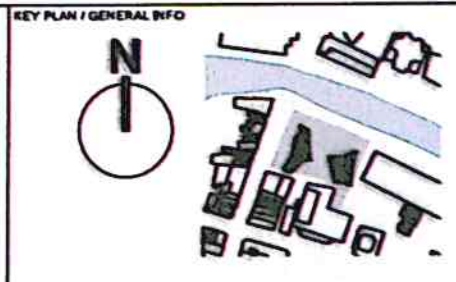

REFERENCE SCALE 1:100
0 1 2 3 4 5

PROJECT RIVERFRONT APARTMENTS 330 CHURCH STREET PARRAMATTA NSW	SCALE 1:200	PAGE SIZE A1	STATUS PRELIMINARY
	DWG DATE MAR 2011	DRAWN BY JF	APPR BY TC
	PLOT DATE 17/4/14	REV I	ISSUE 10
DRAWING NAME Plan_Level 02 Podium	DRAWING NUMBER A102		

NSW GOVERNMENT
Planning

Issued under the Environmental Planning and Assessment Act 1979

Approved Section 75W Modification Application

No. 4 granted on the 14/11/14

in respect to MP 10_0171

Signed Awahan

Sheet No. 11 of 50

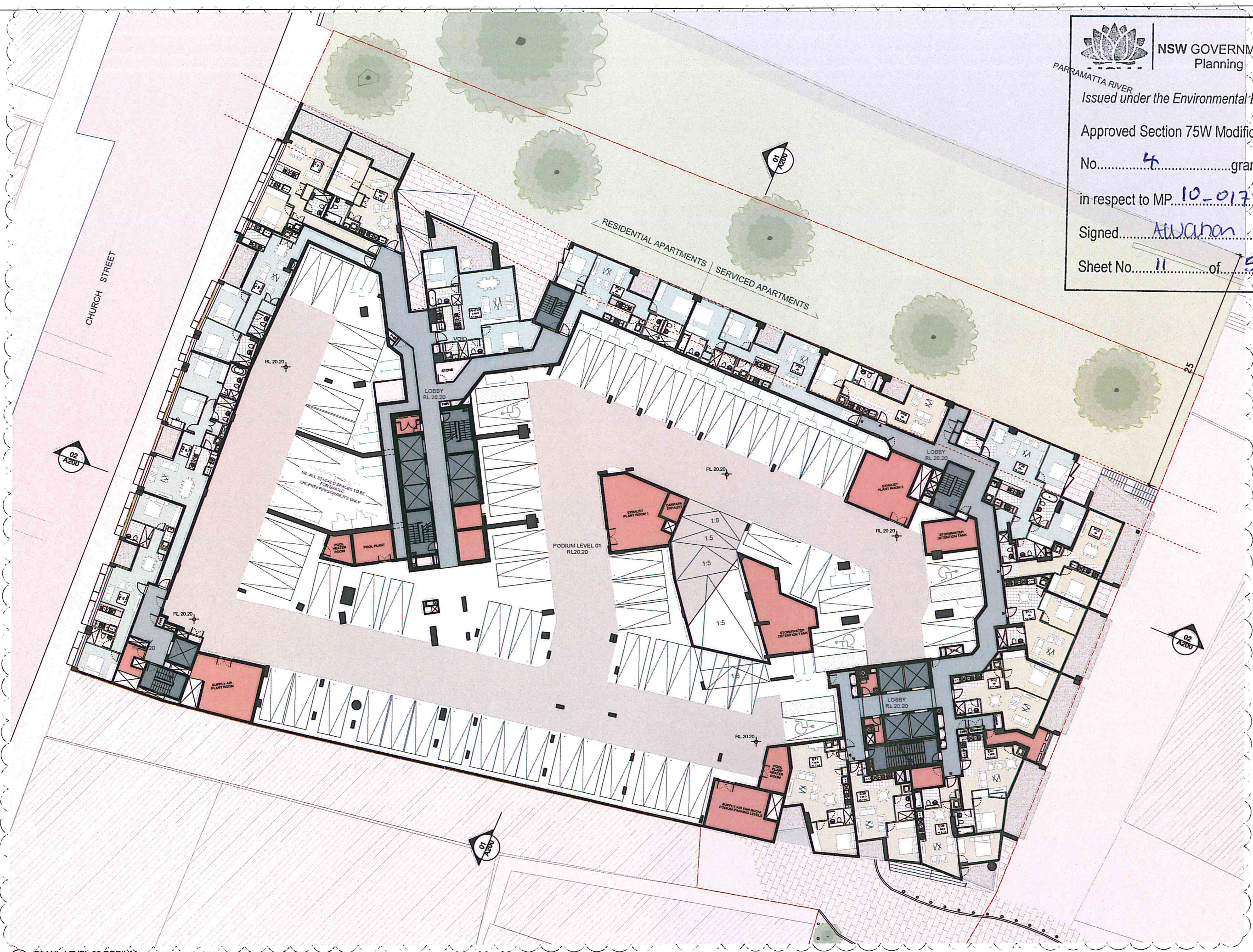

01 **PLAN - LEVEL 03 PODIUM**
1:200 @ A1

GENERAL LEGEND

-ALL ARCHITECTURAL DRAWINGS AND DOCUMENTS TO BE READ IN CONJUNCTION WITH OTHER CONSULTANTS DRAWINGS AND REPORTS
-FOR ALL EXTERNAL LEVELS REFER LANDSCAPE DRAWINGS.
-USE FIGURE DIMENSIONS ONLY - DO NOT SCALE FROM DRAWINGS. IF UNSURE CONFIRM DIMENSION WITH ARCHITECT PRIOR TO PROCEEDING
-'COPYRIGHT' TONY CARO ARCHITECTURE
-DIGITAL FILES ARE ISSUED FOR INFORMATION ONLY, CHANGES MUST NOT BE MADE TO DOCUMENTS WITHOUT ARCHITECT'S CONSENT

LEGEND - EXTERNAL FINISHES

AVB	ALUMINIUM VERTICAL BLADE - VARYING DEPTHS (300, 450, 600mm)
ALS	ALUMINIUM SLIDING SCREENS
BLG	BALUSTRADE - GLASS
BLC	BALUSTRADE - CONCRETE WITH PAINTED FINISH OR SIMILAR
BLM	BALUSTRADE - METAL
G_1	GLAZING TYPE 1 - CLEAR
G_2	GLAZING TYPE 2 - TRANSLUCENT GLASS. COLOUR TBA
G_3	GLAZING TYPE 3 - OPAQUE FILM APPLIED. COLOUR TBA
PC_1	PRECAST CONCRETE SPANDREL PANELS WITH PENETRATING PAINT FINISH OR SIMILAR
PC_2	SMOOTH PRECAST CONCRETE WITH PAINTED FINISH (LIGHT) OR SIMILAR
PC_3	SMOOTH PRECAST CONCRETE WITH PAINTED FINISH (DARK) OR SIMILAR
PFC	PAINTED FC CLADDING
PFS	PERFORATED METAL SCREEN

TONY CARO ARCHITECTURE

DRAWING PREPARED FOR:

MERITON

MERITON APARTMENTS
LEVEL 11, MERITON TOWER
528 KENT STREET, SYDNEY

BY:

TONY CARO ARCHITECTURE PTY LTD
LEVEL 1, 2 GLEN ST MILSONS POINT
NSW 2061 SYDNEY AUSTRALIA
T 99649100 F 99649133
WWW.TONYCAROARCHITECTURE.COM.AU

ISSUE REGISTER

No	Date	Note	By
11	3/7/14	For Discussion with Council	SM
10	17/4/14	Revisions to Carpark	SM
9	8/4/14	Parking Provision Revision	SM
8	20/3/14	Amended s75w Application	SM
7	6/3/14	Amended s75w Application	SM
6	25/2/14	Amended s75w Application	BY
5	18/2/14	Amended s75w Application	SM
4	12/2/14	Amended s75w Application	SM
3	18/12/13	Amended s75w Application	JF
2	1/11/13	Amended s75w Application	JF

REVISION REGISTER

No	Date	Note	By
J	3/7/14	For Discussion with Council	RD
I	17/4/14	Revisions to Carpark	RD
H	8/4/14	Update Parking Provision	RD
G	20/3/14	Revised s75w Application	RD
F	6/3/14	Revised s75w Application	RD
E	21/2/14	Issued for s75W	BY
D	18/2/14	Revised s75w Application	RD
C	12/2/14	Revised s75w Application	BY
B	18/12/13	Revised s75w Application	RD
A	28/10/13	Revised to Council Comments	JF

LEGEND

KEY CONSULTANT INFO

LANDSCAPE	GUY STURT & ASSOC GUY STURT 9211 3744 guy@sturtassociates.com.au
STRUCTURAL	BONACCI GROUP TIM HOARE 8247 8400 thoare@bonaccigroup.com
HYDRAULIC	TBA TBA TBA TBA
BASIX	EFFICIENT LIVING TRACEY COOLES 9949 0332 tracey@efficientliving.com.au
SOLAR ACCESS	HEGGIES NEIHAD AL-KHALIDY 9427 8100 neihad.al-khalidy@heggies.com.au
TRAFFIC	TTPA ROSS NETTLE 0416 189 656 ttpa@ttpa.com.au

GENERAL NOTES

DO NOT SCALE OFF THIS DRAWING. USE FIGURED DIMENSIONS ONLY. VERIFY ALL DIMENSIONS ON SITE AND RESOLVE ANY DISCREPANCIES BEFORE PROCEEDING. COPYRIGHT OF THIS DRAWING AND THE DESIGNS EXECUTED REMAIN THE PROPERTY OF TONY CARO ARCHITECTURE. BUILDER TO EXAMINE SITE AND VERIFY SITE CONDITIONS PRIOR TO COMMENCING WORK. BUILDER TO CONFIRM BUILDING SETOUT PRIOR TO COMMENCING WORK. ALL ARCHITECTURAL DRAWINGS TO BE READ IN CONJUNCTION WITH OTHER ARCHITECTURAL DETAILS, SCHEDULES AND SPECIFICATIONS. ALL ARCHITECTURAL DRAWINGS AND DOCUMENTS TO BE READ IN CONJUNCTION WITH OTHER CONSULTANTS DRAWINGS AND SPECIFICATIONS. BUILDER TO ALLOW FOR DEFLECTION TO ALL SLABS AS REQUIRED TO STRUCTURAL ENGINEERS SPECIFICATION. CAD DOCUMENTS ARE ISSUED FOR INFORMATION ONLY. CHANGES ARE NOT TO BE MADE TO ANY DOCUMENTATION WITHOUT THE ARCHITECTS WRITTEN APPROVAL. TCA TAKES NO RESPONSIBILITY FOR THE ELECTRONIC TRANSMISSION, DIMENSIONS OR ACCURACY OF THESE DRAAWINGS. CEILING LEVEL AT NOMINATED DISTANCE FROM FINISHED FLOOR LEVEL. FOR ALL EXTERNAL LEVELS REFER TO LANDSCAPE ARCHITECT'S DRAWINGS.

KEY PLAN / GENERAL INFO

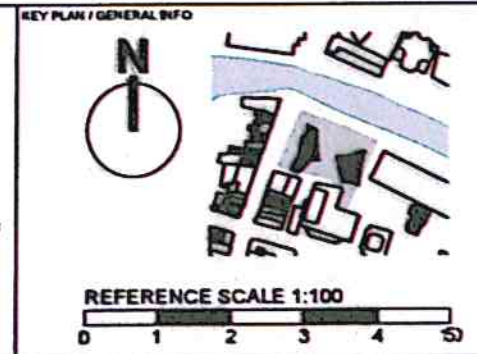

PROJECT RIVERFRONT APARTMENTS 330 CHURCH STREET PARRAMATTA NSW	SCALE 1:200	PAGE SIZE A1	STATUS PRELIMINARY
	DWG DATE MAR 2011	DRAWN BY JF	APPR BY TC
	PLOT DATE 17/4/14	REV J	ISSUE 11
DRAWING NAME Plan_Level 03 Podium	DRAWING NUMBER A103		

01 PLAN - LEVEL 04 PODIUM ROOF
1:200 @ A1

NSW GOVERNMENT
Planning

Issued under the Environmental Planning and Assessment Act 1979

Approved Section 75W Modification Application

No. 4 granted on the 14/11/14

in respect to MP 10_0171

Signed. AWaban

Sheet No. 12 of 50

GENERAL LEGEND

-ALL ARCHITECTURAL DRAWINGS AND DOCUMENTS TO BE READ IN CONJUNCTION WITH OTHER CONSULTANTS DRAWINGS AND REPORTS
-FOR ALL EXTERNAL LEVELS REFER LANDSCAPE DRAWINGS.
-USE FIGURE DIMENSIONS ONLY - DO NOT SCALE FROM DRAWINGS. IF UNSURE CONFIRM DIMENSION WITH ARCHITECT PRIOR TO PROCEEDING
-COPYRIGHT TONY CARO ARCHITECTURE
-DIGITAL FILES ARE ISSUED FOR INFORMATION ONLY, CHANGES MUST NOT BE MADE TO DOCUMENTS WITHOUT ARCHITECT'S CONSENT

LEGEND - EXTERNAL FINISHES

AVB	ALUMINIUM VERTICAL BLADE - VARYING DEPTHS (300, 450, 600mm)
ALS	ALUMINIUM SLIDING SCREENS
BLG	BALUSTRADE - GLASS
BLC	BALUSTRADE - CONCRETE WITH PAINTED FINISH OR SIMILAR
BLM	BALUSTRADE - METAL
G_1	GLAZING TYPE 1 - CLEAR
G_2	GLAZING TYPE 2 - TRANSLUCENT GLASS, COLOUR TBA
G_3	GLAZING TYPE 3 - OPAQUE FILM APPLIED, COLOUR TBA
PC_1	PRECAST CONCRETE SPANDREL PANELS WITH PENETRATING PAINT FINISH OR SIMILAR
PC_2	SMOOTH PRECAST CONCRETE WITH PAINTED FINISH (LIGHT) OR SIMILAR
PC_3	SMOOTH PRECAST CONCRETE WITH PAINTED FINISH (DARK) OR SIMILAR
PFC	PAINTED FC CLADDING
PFS	PERFORATED METAL SCREEN

TONY CARO ARCHITECTURE

DRAWING PREPARED FOR:
MERITON
MERITON APARTMENTS
LEVEL 11, MERITON TOWER
528 KENT STREET, SYDNEY

BY:
TONY CARO ARCHITECTURE PTY LTD
LEVEL 1, 2 GLEN ST MILSONS POINT
NSW 2061 SYDNEY AUSTRALIA
T 99649100 F 99649133
WWW.TONYCAROARCHITECTURE.COM.AU

ISSUE REGISTER

No	Date	Note	By
15	3/7/14	For Discussion with Council	SM
14	26/3/14	Amended s75w Application	SM
13	26/3/14	Amended s75w Application	SY
12	18/3/14	Amended s75w Application	SM
11	12/3/14	Amended s75w Application	SM
10	18/12/13	Amended s75w Application	JF
9	1/11/13	Amended s75w Application	JF
8	25/9/13	Amended s75w Application	JF
7	17/5/13	Amended s75w Application	JF
6	11/12/12	Consent Revision - Flood Refuge Stair	JF

REVISION REGISTER

No	Date	Note	By
G	3/7/14	For Discussion with Council	RD
F	26/3/14	Revised s75w Application	RD
E	21/3/14	Issued for s75W	SY
D	18/2/14	Revised s75w Application	RD
C	12/2/14	Revised s75w Application	SY
B	19/12/13	Revised s75w Application	RD
A	26/9/13	Wind Tower Pod Revised	JF

LEGEND

KEY CONSULTANT INFO

LANDSCAPE	GUY STURT & ASSOC GUY STURT 9211 3744 guy@sturtassociates.com.au
STRUCTURAL	BONACCI GROUP TIM HOARE 8247 8400 thoare@bonaccigroup.com
HYDRAULIC	TBA TBA TBA TBA

KEY CONSULTANT INFO

BASIX	EFFICIENT LIVING TRACEY COOLES 9949 0332 tracey@efficientliving.com.au
SOLAR ACCESS	HEGGIES NEHAD AL-KHALIDY 9427 8100 nehad.al-khalidy@heggies.com.au
TRAFFIC	TPA ROSS NETTLE 0416 189 656 tpa@tpa.com.au

GENERAL NOTES

DO NOT SCALE OFF THIS DRAWING. USE FIGURED DIMENSIONS ONLY. VERIFY ALL DIMENSIONS ON SITE AND RESOLVE ANY DISCREPANCIES BEFORE PROCEEDING. COPYRIGHT OF THIS DRAWING AND THE DESIGNS EXECUTED REMAIN THE PROPERTY OF TONY CARO ARCHITECTURE. BUILDER TO EXAMINE SITE AND VERIFY SITE CONDITIONS PRIOR TO COMMENCING WORK. BUILDER TO CONFIRM BUILDING SETOUT PRIOR TO COMMENCING WORK. ALL ARCHITECTURAL DRAWINGS TO BE READ IN CONJUNCTION WITH OTHER ARCHITECTURAL DETAILS, SCHEDULES AND SPECIFICATIONS. ALL ARCHITECTURAL DRAWINGS AND DOCUMENTS TO BE READ IN CONJUNCTION WITH OTHER CONSULTANTS DRAWINGS AND SPECIFICATIONS. BUILDER TO ALLOW FOR DEFLECTION TO ALL SLABS AS REQUIRED TO STRUCTURAL ENGINEERS SPECIFICATION. CAD DOCUMENTS ARE ISSUED FOR INFORMATION ONLY. CHANGES ARE NOT TO BE MADE TO ANY DOCUMENTATION WITHOUT THE ARCHITECTS WRITTEN APPROVAL. TCA TAKES NO RESPONSIBILITY FOR THE ELECTRONIC TRANSMISSION. DIMENSIONS OR ACCURACY OF THESE DRAWINGS. CEILING LEVEL AT NOMINATED DISTANCE FROM FINISHED FLOOR LEVEL. FOR ALL EXTERNAL LEVELS REFER TO LANDSCAPE ARCHITECT'S DRAWINGS.

KEY PLAN / GENERAL INFO

N

REFERENCE SCALE 1:200
0 2 4 6 8 10

PROJECT: RIVERFRONT APARTMENTS 330 CHURCH STREET PARRAMATTA NSW	SCALE: 1:200	PAGE SIZE: A1	STATUS: PRELIMINARY
	DWG DATE: MAR 2011	DRAWN BY: JF	APPR BY: TC
	PLOT DATE: 27/3/14	REV: G	ISSUE: 15
DRAWING NAME: Plan_Level 04	DRAWING NUMBER: A104		

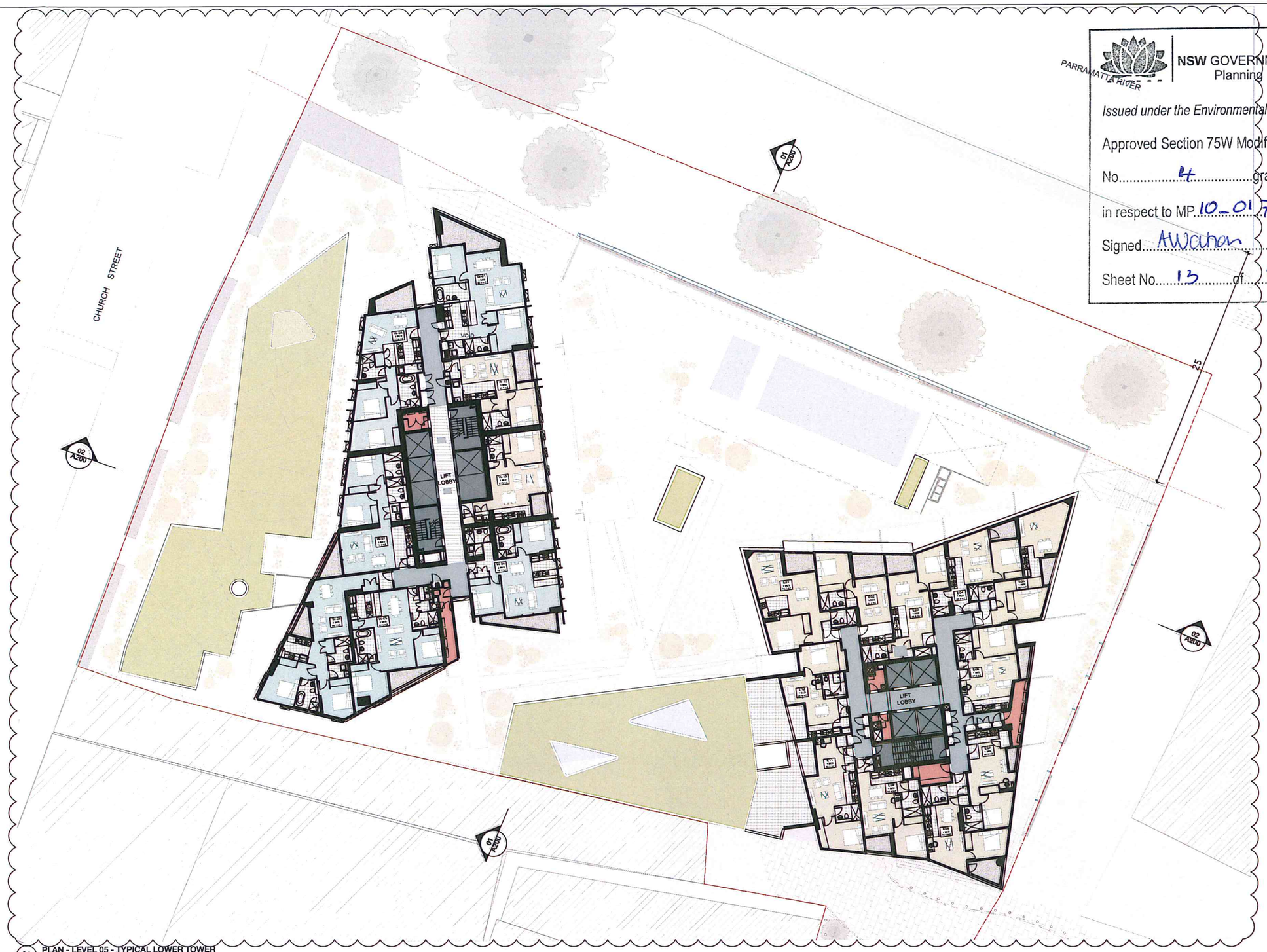

NSW GOVERNMENT
Planning

Issued under the Environmental Planning and Assessment Act 1979

Approved Section 75W Modification Application

No. 4 granted on the 14/11/14

in respect to MP 10_0171

Signed AWathan

Sheet No. 13 of 50

01 PLAN - LEVEL 05 - TYPICAL LOWER TOWER
1:200 @ A1

GENERAL LEGEND

-ALL ARCHITECTURAL DRAWINGS AND DOCUMENTS TO BE READ IN CONJUNCTION WITH OTHER CONSULTANTS DRAWINGS AND REPORTS
-FOR ALL EXTERNAL LEVELS REFER LANDSCAPE DRAWINGS.
-USE FIGURE DIMENSIONS ONLY - DO NOT SCALE FROM DRAWINGS. IF UNSURE CONFIRM DIMENSION WITH ARCHITECT PRIOR TO PROCEEDING
-COPYRIGHT TONY CARO ARCHITECTURE
-DIGITAL FILES ARE ISSUED FOR INFORMATION ONLY, CHANGES MUST NOT BE MADE TO DOCUMENTS WITHOUT ARCHITECT'S CONSENT

LEGEND - EXTERNAL FINISHES

AVB	ALUMINIUM VERTICAL BLADE - VARYING DEPTHS (300, 450, 600mm)
ALS	ALUMINIUM SLIDING SCREENS
BLG	BALUSTRADE - GLASS
BLC	BALUSTRADE - CONCRETE WITH PAINTED FINISH OR SIMILAR
BLM	BALUSTRADE - METAL
G_1	GLAZING TYPE 1 - CLEAR
G_2	GLAZING TYPE 2 - TRANSLUCENT GLASS. COLOUR TBA
G_3	GLAZING TYPE 3 - OPAQUE FILM APPLIED. COLOUR TBA
PC_1	PRECAST CONCRETE SPANDREL PANELS WITH PENETRATING PAINT FINISH OR SIMILAR
PC_2	SMOOTH PRECAST CONCRETE WITH PAINTED FINISH (LIGHT) OR SIMILAR
PC_3	SMOOTH PRECAST CONCRETE WITH PAINTED FINISH (DARK) OR SIMILAR
PFC	PAINTED FC CLADDING
PFS	PERFORATED METAL SCREEN

TONY CARO ARCHITECTURE

DRAWING PREPARED FOR:
MERITON
BRINGING LUXURY APARTMENTS AFFORDABLE
MERITON APARTMENTS
LEVEL 11, MERITON TOWER
528 KENT STREET, SYDNEY

BY:
TONY CARO ARCHITECTURE PTY LTD
LEVEL 1, 2 GLEN ST MILSONS POINT
NSW 2061 SYDNEY AUSTRALIA
T 99549100 F 99549133
WWW.TONYCAROARCHITECTURE.COM.AU

ISSUE REGISTER

No	Date	Note	By
12	6/3/14	Amended s75w Application	SM
11	26/2/14	Amended s75w Application	BY
10	19/2/14	Amended s75w Application	SM
9	12/2/14	Amended s75w Application	SM
8	19/12/13	Amended s75w Application	JF
7	17/6/13	Amended s75w Application	JF
6	11/12/12	Consent Revision - Fixed Refuge Door	JF
5	23/11/11	DA Issue - Additional Information	JF
4	18/5/11	Issued for DA	JF
3	29/4/11	Preliminary DA for review	JF

REVISION REGISTER

No	Date	Note	By
E	6/3/14	Revised s75w Application	BD
D	21/2/14	Issued for s75W	BY
C	18/2/14	Revised s75w Application	RD
B	12/2/14	Revised s75w Application	BY
A	19/12/13	Revised s75w Application	RD

LEGEND

KEY CONSULTANT INFO

LANDSCAPE	GUY STURT & ASSOC GUY STURT 8211 3744 guy@sturtassociates.com.au	
STRUCTURAL	BONACCI GROUP TIM HOARE 8247 8400 thoare@bonaccigroup.com	
HYDRAULIC	TBA TBA TBA TBA	
BASIX	EFFICIENT LIVING TRACEY COOLES 9949 0332 tracey@efficientliving.com.au	
SOLAR ACCESS	HEGGIES NEHAD AL-KHALIDY 9427 8100 nehad.alkhalidy@heggies.com.au	
TRAFFIC	TTPA ROSS NETTLE 0416 189 656 tpa@tpa.com.au	

GENERAL NOTES

DO NOT SCALE OFF THIS DRAWING. USE FIGURED DIMENSIONS ONLY. VERIFY ALL DIMENSIONS ON SITE AND RESOLVE ANY DISCREPANCIES BEFORE PROCEEDING. COPYRIGHT OF THIS DRAWING AND THE DESIGNS EXECUTED REMAIN THE PROPERTY OF TONY CARO ARCHITECTURE. BUILDER TO EXAMINE SITE AND VERIFY SITE CONDITIONS PRIOR TO COMMENCING WORK BUILDER TO CONFIRM BUILDING SETOUT PRIOR TO COMMENCING WORK. ALL ARCHITECTURAL DRAWINGS TO BE READ IN CONJUNCTION WITH OTHER ARCHITECTURAL DETAILS, SCHEDULES AND SPECIFICATIONS. ALL ARCHITECTURAL DRAWINGS AND DOCUMENTS TO BE READ IN CONJUNCTION WITH OTHER CONSULTANTS DRAWINGS AND SPECIFICATIONS. BUILDER TO ALLOW FOR DEFLECTION TO ALL SLABS AS REQUIRED TO STRUCTURAL ENGINEERS SPECIFICATION. CAD DOCUMENTS ARE ISSUED FOR INFORMATION ONLY, CHANGES ARE NOT TO BE MADE TO ANY DOCUMENTATION WITHOUT THE ARCHITECTS WRITTEN APPROVAL. TCA TAKES NO RESPONSIBILITY FOR THE ELECTRONIC TRANSMISSION, DIMENSIONS OR ACCURACY OF THESE DRAWINGS. CEILING LEVEL AT NOMINATED DISTANCE FROM FINISHED FLOOR LEVEL. FOR ALL EXTERNAL LEVELS REFER TO LANDSCAPE ARCHITECT'S DRAWINGS.

KEY PLAN / GENERAL INFO

REFERENCE SCALE 1:200
0 2 4 6 8 10

PROJECT
RIVERFRONT APARTMENTS
330 CHURCH STREET
PARRAMATTA NSW

DRAWING NAME
Plan_Level 05 Typical Tower Lower

SCALE 1:200	PAGE SIZE A1	STATUS PRELIMINARY	
DWG DATE MAR 2011	DRAWN BY JF	APPR BY TC	
PLOT DATE 6/3/14	REV E	ISSUE 12	

DRAWING NUMBER
A105

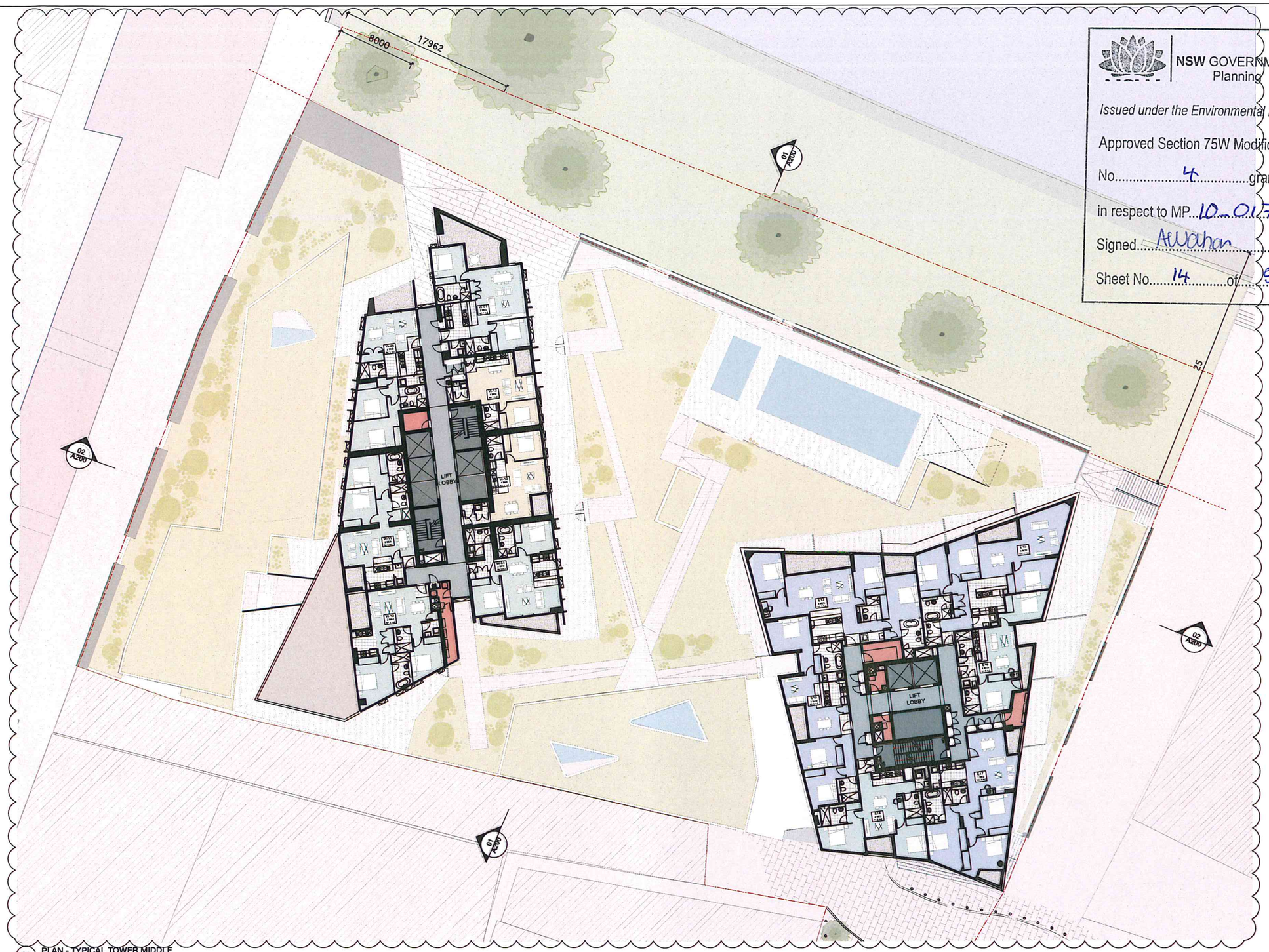

NSW GOVERNMENT
Planning

Issued under the Environmental Planning and Assessment Act 1979

Approved Section 75W Modification Application

No. 4 granted on the 14/11/14

in respect to MP 10_0171

Signed AWahan

Sheet No. 14 of 50

01 PLAN - TYPICAL TOWER MIDDLE
1:200 @ A1

GENERAL LEGEND

-ALL ARCHITECTURAL DRAWINGS AND DOCUMENTS TO BE READ IN CONJUNCTION WITH OTHER CONSULTANTS DRAWINGS AND REPORTS
-FOR ALL EXTERNAL LEVELS REFER LANDSCAPE DRAWINGS.
-USE FIGURE DIMENSIONS ONLY - DO NOT SCALE FROM DRAWINGS. IF UNSURE CONFIRM DIMENSION WITH ARCHITECT PRIOR TO PROCEEDING
-COPYRIGHT: TONY CARO ARCHITECTURE
-DIGITAL FILES ARE ISSUED FOR INFORMATION ONLY, CHANGES MUST NOT BE MADE TO DOCUMENTS WITHOUT ARCHITECTS CONSENT

LEGEND - EXTERNAL FINISHES

AVS	ALUMINIUM VERTICAL BLADE - VARYING DEPTHS (300, 450, 600mm)
ALS	ALUMINIUM SLIDING SCREENS
BLG	BALLUSTRADE - GLASS
BLC	BALUSTRADE - CONCRETE WITH PAINTED FINISH OR SIMILAR
BLM	BALUSTRADE - METAL
GL_1	GLAZING TYPE 1 - CLEAR
GL_2	GLAZING TYPE 2 - TRANSLUCENT GLASS, COLOUR TBA
GL_3	GLAZING TYPE 3 - OPAQUE FILM APPLIED. COLOUR TBA
PC_1	PRECAST CONCRETE SPANDREL PANELS WITH PENETRATING PAINT FINISH OR SIMILAR
PC_2	SMOOTH PRECAST CONCRETE WITH PAINTED FINISH (LIGHT) OR SIMILAR
PC_3	SMOOTH PRECAST CONCRETE WITH PAINTED FINISH (DARK) OR SIMILAR
PFC	PAINTED FC CLADDING
PFS	PERFORATED METAL SCREEN

TONY CARO ARCHITECTURE

DRAWING PREPARED FOR:

MERITON

MERITON APARTMENTS
LEVEL 11, MERITON TOWER
528 KENT STREET, SYDNEY

BY:

TONY CARO ARCHITECTURE PTY LTD
LEVEL 1, 2 GLEN ST MILSONS POINT
NSW 2061 SYDNEY AUSTRALIA
T 9964 9100 F 9964 9133
WWW.TONYCAROARCHITECTURE.COM.AU

ISSUE REGISTER

No	Date	Note	By
10	6/3/14	Amended s75w Application	SM
9	19/3/14	Amended s75w Application	SM
8	12/3/14	Amended s75w Application	SM
7	19/12/13	Amended s75w Application	JF
6	17/5/13	Amended s75w Application	JF
5	23/11/11	DA Issue - Additional Information	JF
4	18/5/11	Issued for DA	JF
3	29/4/11	Preliminary DA for review	JF
2	28/3/11	TEST	SM
1	28/3/11	PROGRESS MEETING	SM

REVISION REGISTER

No	Date	Note	By
E	6/3/14	Revised s75w Application	RD
D	21/2/14	Issued for s75W	BY
C	18/2/14	Revised s75w Application	RD
B	12/3/14	Revised s75w Application	BY
A	19/12/13	Revised s75w Application	RD

LEGEND

KEY CONSULTANT INFO

LANDSCAPE	GUY STURT & ASSOC GUY STURT 9211 3744 guy@sturtassociates.com.au	
STRUCTURAL	BONACCI GROUP TIM HOARE 8247 8400 thoare@bonaccigroup.com	
HYDRAULIC	TBA TBA TBA TBA	

KEY CONSULTANT INFO

BASIX	EFFICIENT LIVING TRACEY COOLES 9949 0332 tracey@efficientliving.com.au
SOLAR ACCESS	HEGGIES NEHAD AL-KHALIDY 9427 8100 nehad.al-khalidy@heggies.com.au
TRAFFIC	TTPA ROSS NETTLE 0416 189 658 tpa@ttpa.com.au

GENERAL NOTES

DO NOT SCALE OFF THIS DRAWING. USE FIGURED DIMENSIONS ONLY. VERIFY ALL DIMENSIONS ON SITE AND RESOLVE ANY DISCREPANCIES BEFORE PROCEEDING. COPYRIGHT OF THIS DRAWING AND THE DESIGNS EXECUTED REMAIN THE PROPERTY OF TONY CARO ARCHITECTURE. BUILDER TO EXAMINE SITE AND VERIFY SITE CONDITIONS PRIOR TO COMMENCING WORK. BUILDER TO CONFIRM BUILDING SETOUT PRIOR TO COMMENCING WORK. ALL ARCHITECTURAL DRAWINGS TO BE READ IN CONJUNCTION WITH OTHER ARCHITECTURAL DETAILS, SCHEDULES AND SPECIFICATIONS. ALL ARCHITECTURAL DRAWINGS AND DOCUMENTS TO BE READ IN CONJUNCTION WITH OTHER CONSULTANTS DRAWINGS AND SPECIFICATIONS. BUILDER TO ALLOW FOR DEFLECTION TO ALL SLABS AS REQUIRED TO STRUCTURAL ENGINEERS SPECIFICATION. CAD DOCUMENTS ARE ISSUED FOR INFORMATION ONLY. CHANGES ARE NOT TO BE MADE TO ANY DOCUMENTATION WITHOUT THE ARCHITECTS WRITTEN APPROVAL. TCA TAKES NO RESPONSIBILITY FOR THE ELECTRONIC TRANSMISSION. DIMENSIONS OR ACCURACY OF THESE DRAWINGS. CEILING LEVEL AT NOMINATED DISTANCE FROM FINISHED FLOOR LEVEL FOR ALL EXTERNAL LEVELS REFER TO LANDSCAPE ARCHITECT'S DRAWINGS.

KEY PLAN / GENERAL INFO

N

REFERENCE SCALE 1:200
0 2 4 6 8 10

PROJECT
RIVERFRONT APARTMENTS
330 CHURCH STREET
PARRAMATTA NSW

DRAWING NAME
Plan_Typical Tower Middle

SCALE 1:200	PAGE SIZE A1	STATUS PRELIMINARY	
DWG DATE MAR 2011	DRAWN BY JF	APPR BY TC	
PLOT DATE 6/3/14	REV E	ISSUE 10	

DRAWING NUMBER
A106

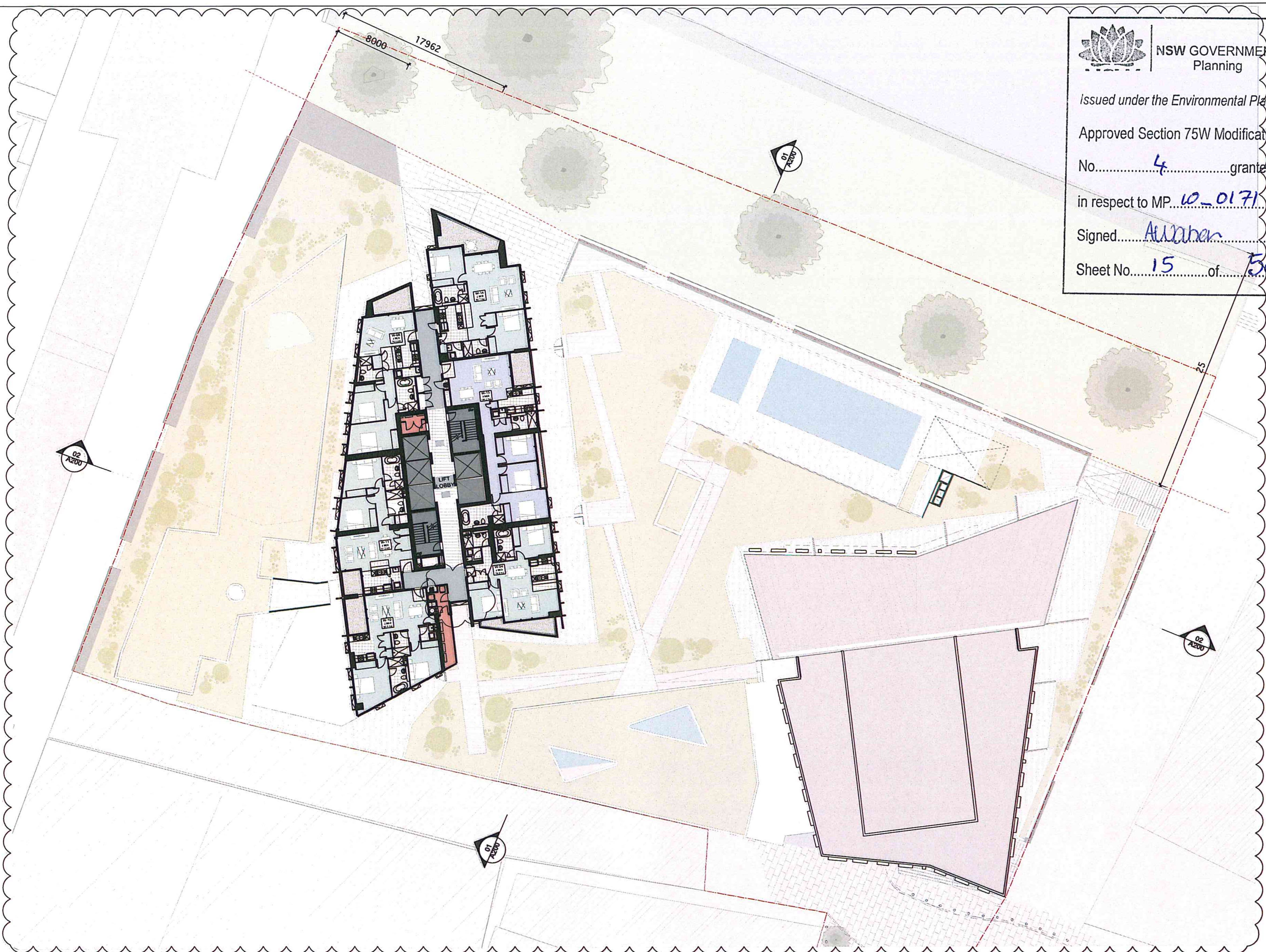

NSW GOVERNMENT Planning

Issued under the Environmental Planning and Assessment Act 1979

Approved Section 75W Modification Application

No. 4 granted on the 14/11/14

in respect to MP 10_0171

Signed Awaher

Sheet No. 15 of 50

01 **PLAN - TYPICAL TOWER UPPER**
1:200 @ A1

GENERAL LEGEND

- -ALL ARCHITECTURAL DRAWINGS AND DOCUMENTS TO BE READ IN CONJUNCTION WITH OTHER CONSULTANTS DRAWINGS AND REPORTS
- -FOR ALL EXTERNAL LEVELS REFER LANDSCAPE DRAWINGS.
- -USE FIGURE DIMENSIONS ONLY - DO NOT SCALE FROM DRAWINGS. IF UNSURE CONFIRM DIMENSION WITH ARCHITECT PRIOR TO PROCEEDING
- -'COPYRIGHT' TONY CARO ARCHITECTURE
- -DIGITAL FILES ARE ISSUED FOR INFORMATION ONLY, CHANGES MUST NOT BE MADE TO DOCUMENTS WITHOUT ARCHITECT'S CONSENT

LEGEND - EXTERNAL FINISHES

AVB	ALUMINIUM VERTICAL BLADE - VARYING DEPTHS (300, 450, 600mm)
ALS	ALUMINIUM SLIDING SCREENS
BLG	BALUSTRADE - GLASS
BLC	BALUSTRADE - CONCRETE WITH PAINTED FINISH OR SIMILAR
BLM	BALUSTRADE - METAL
G_1	GLAZING TYPE 1 - CLEAR
G_2	GLAZING TYPE 2 - TRANSLUCENT GLASS. COLOUR TBA
G_3	GLAZING TYPE 3 - OPAQUE FILM APPLIED. COLOUR TBA
PC_1	PRECAST CONCRETE SPANDREL PANELS WITH PENETRATING PAINT FINISH OR SIMILAR
PC_2	SMOOTH PRECAST CONCRETE WITH PAINTED FINISH (LIGHT) OR SIMILAR
PC_3	SMOOTH PRECAST CONCRETE WITH PAINTED FINISH (DARK) OR SIMILAR
PFC	PAINTED FC CLADDING
PFS	PERFORATED METAL SCREEN

TONY CARO ARCHITECTURE

DRAWING PREPARED FOR:

MERITON

MERITON APARTMENTS
LEVEL 11, MERITON TOWER
528 KENT STREET, SYDNEY

BY:

TONY CARO ARCHITECTURE PTY LTD
LEVEL 1, 2 GLEN ST MILSONS POINT
NSW 2061 SYDNEY AUSTRALIA
T 99649100 F 99649133
WWW.TONYCAROARCHITECTURE.COM.AU

ISSUE REGISTER

No	Date	Note	By
10	6/3/14	Amended s75w Application	SM
9	19/2/14	Amended s75w Application	SM
8	12/2/14	Amended s75w Application	SM
7	18/12/13	Amended s75w Application	JF
6	17/5/13	Amended s 75w Application	JF
5	23/11/11	DA Issue - Additional Information	JF
4	18/5/11	Issued for DA	JF
3	28/4/11	Preliminary DA for review	JF
2	28/3/11	TEST	SM
1	28/3/11	PROGRESS MEETING	SM

REVISION REGISTER

No	Date	Note	By
E	6/3/14	Revised s75w Application	RD
D	21/2/14	Issued for s75W	BY
C	18/2/14	Revised s75w Application	RD
B	12/2/14	Revised s75w Application	BY
A	18/12/13	Revised s75w Application	RD

LEGEND

KEY CONSULTANT INFO

LANDSCAPE	GUY STURT & ASSOC GUY STURT 8211 3744 guy@sturtassociates.com.au
STRUCTURAL	BONACCI GROUP TIM HOARE 8247 8400 thoare@bonaccigroup.com
HYDRAULIC	TBA TBA TBA TBA

KEY CONSULTANT INFO

BASIX	EFFICIENT LIVING TRACEY COOLES 9949 0332 tracey@efficientliving.com.au
SOLAR ACCESS	HEGGIES NEIHAD AL-KHALIDY 9427 8100 neihad.al-khalidy@heggies.com.au
TRAFFIC	TTPA ROSS NETTLE 0416 189 656 ttpa@ttpa.com.au

GENERAL NOTES

DO NOT SCALE OFF THIS DRAWING. USE FIGURED DIMENSIONS ONLY. VERIFY ALL DIMENSIONS ON SITE AND RESOLVE ANY DISCREPANCIES BEFORE PROCEEDING. COPYRIGHT OF THIS DRAWING AND THE DESIGNS EXECUTED REMAIN THE PROPERTY OF TONY CARO ARCHITECTURE. BUILDER TO EXAMINE SITE AND VERIFY SITE CONDITIONS PRIOR TO COMMENCING WORK. BUILDER TO CONFIRM BUILDING SETOUT PRIOR TO COMMENCING WORK. ALL ARCHITECTURAL DRAWINGS TO BE READ IN CONJUNCTION WITH OTHER ARCHITECTURAL DETAILS, SCHEDULES AND SPECIFICATIONS. ALL ARCHITECTURAL DRAWINGS AND DOCUMENTS TO BE READ IN CONJUNCTION WITH OTHER CONSULTANTS DRAWINGS AND SPECIFICATIONS. BUILDER TO ALLOW FOR DEFLECTION TO ALL SLABS AS REQUIRED TO STRUCTURAL ENGINEERS SPECIFICATION. CAD DOCUMENTS ARE ISSUED FOR INFORMATION ONLY. CHANGES ARE NOT TO BE MADE TO ANY DOCUMENTATION WITHOUT THE ARCHITECTS WRITTEN APPROVAL. TCA TAKES NO RESPONSIBILITY FOR THE ELECTRONIC TRANSMISSION, DIMENSIONS OR ACCURACY OF THESE DRAAWINGS. CEILING LEVEL AT NOMINATED DISTANCE FROM FINISHED FLOOR LEVEL. FOR ALL EXTERNAL LEVELS REFER TO LANDSCAPE ARCHITECT'S DRAWINGS.

KEY PLAN / GENERAL INFO

N

REFERENCE SCALE 1:200
0 2 4 6 8 10

PROJECT RIVERFRONT APARTMENTS 330 CHURCH STREET PARRAMATTA NSW	SCALE 1:200	PAGE SIZE A1	STATUS PRELIMINARY
	DWG DATE MAR 2011	DRAWN BY JF	APPR BY TC
	PLOT DATE 6/3/14	REV E	ISSUE 10
DRAWING NAME Plan_Typical Tower Upper	DRAWING NUMBER A107		

NSW GOVERNMENT
Planning

Issued under the Environmental Planning and Assessment Act 1979

Approved Section 75W Modification Application

No. 4 granted on the 14/11/14

in respect to MP 10_0171

Signed Awahan

Sheet No. 16 of 50

Meriton's BASIX Commitments – Riverfront Apartments			
Glazing	[illegible]	Artificial lighting (within units)	[illegible]
Roof / ceiling insulation	[illegible]	Heating & cooling (within units)	[illegible]
Wall / floor insulation	[illegible]	Ventilation systems (within units)	[illegible]
Thermal Comfort upgrades (units)	[illegible]	Appliances & other efficiency measures (within units)	[illegible]
Fixtures (within units)	Showerheads: 3 star (>7.5 but <=9 L/min) Toilets: 4 star Kitchen taps: 4 star Bath taps: 4 star	Artificial lighting (within common areas)	[illegible]
Fixtures (within common areas)	Showerheads: 3 star (>7.5 but <=9 L/min) Toilets: 4 star Bath taps: 4 star	Ventilation systems (within common areas)	[illegible]
Appliances (within units)	Dishwashers: 3 star [illegible]	Alternative energy	[illegible]
Central rainwater storage	Tank size: 25,000L [illegible]	BASIX Commitments, approved by ____	
Pool / Spa / Sauna	Indoor pool Volume: 129 kL		
Central hot water system	[illegible]		
Pool heating systems	Pool – electric heat pump heating - pump controlled by a timer		

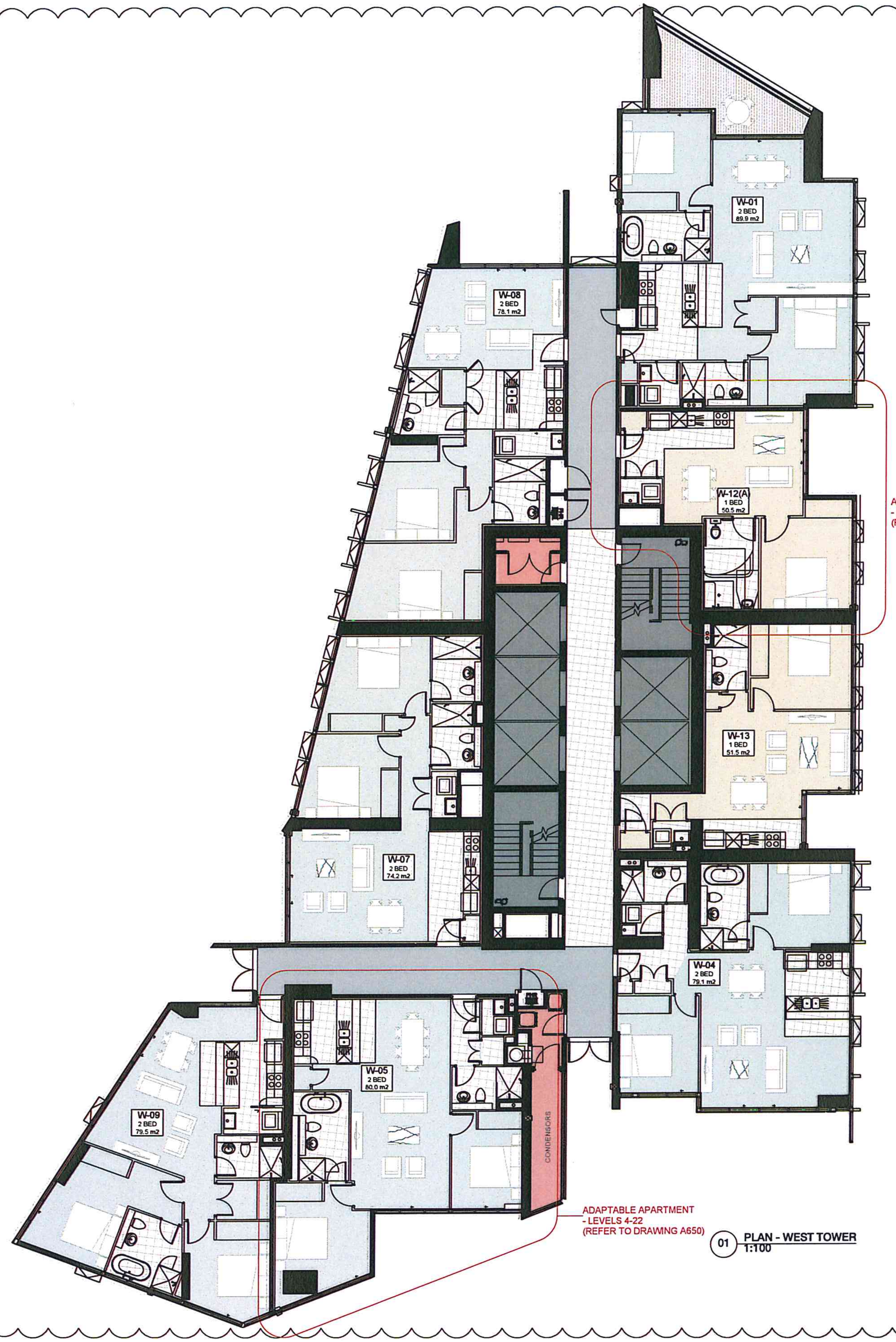

01 PLAN - WEST TOWER
1:100

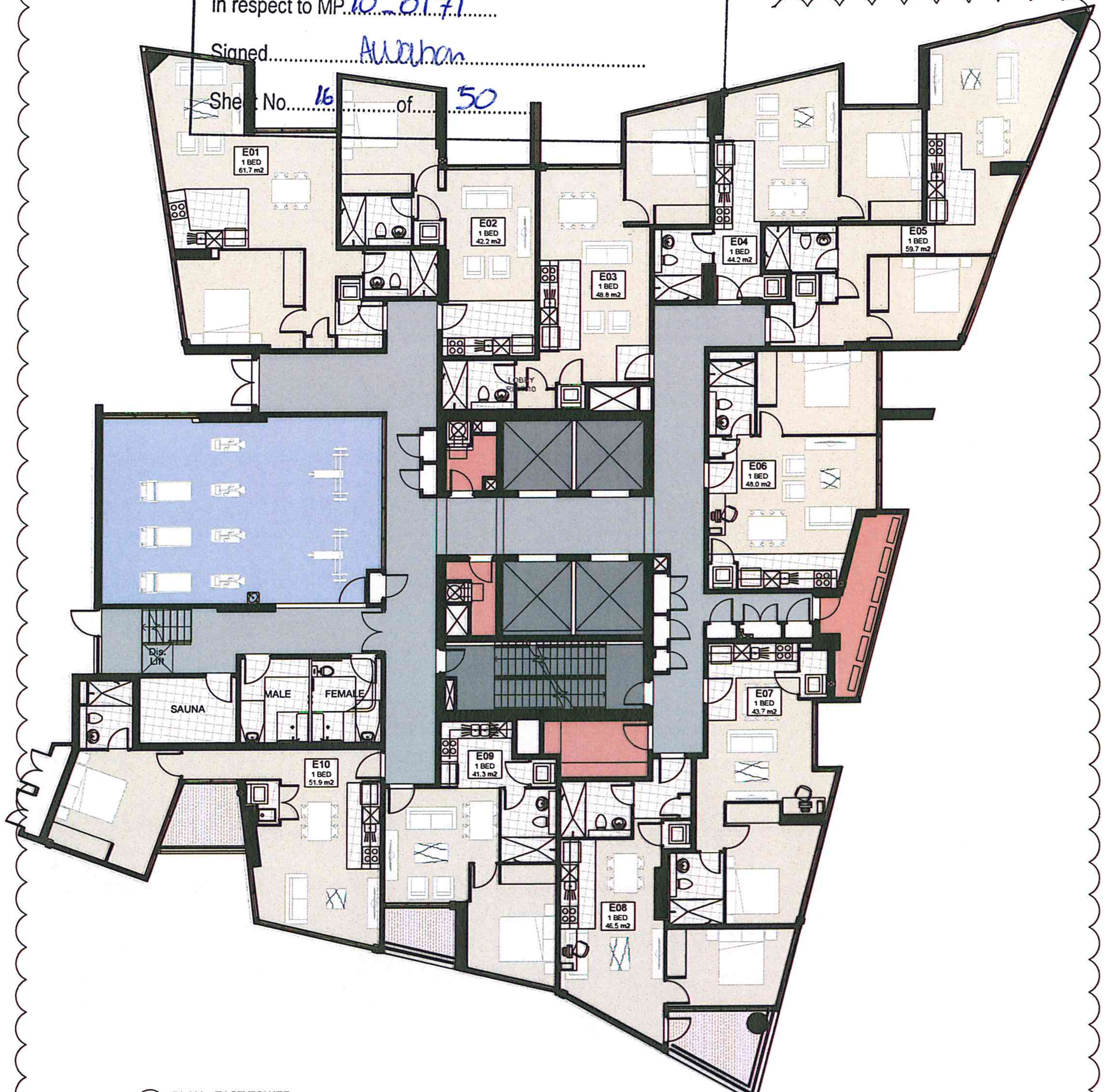

02 PLAN - EAST TOWER
1:100

TONY CARO ARCHITECTURE

DRAWING PREPARED FOR:

MERITON

MERITON APARTMENTS
LEVEL 11, MERITON TOWER
528 KENT STREET, SYDNEY

BY:

TONY CARO ARCHITECTURE PTY LTD
LEVEL 1, 2 GLEN ST MILSONS POINT
NSW 2061 SYDNEY AUSTRALIA
T 99649100 F 99649133
WWW.TONYCAROARCHITECTURE.COM.AU

ISSUE REGISTER

No	Date	Note	By
10	18/2/14	Amended s75w Application	SM
9	12/2/14	Amended s75w Application	SM
8	19/12/13	Amended s75w Application	JF
7	17/5/13	Amended Section 75w Application	JF
6	23/11/11	DA Issue - Additional Information	JF
5	18/5/11	Issued for DA	JF
4	10/5/11	Preliminary DA Issue for Review	JF
3	29/4/11	Preliminary DA Issue for Review	JF
2	28/3/11	TEST	SM
1	28/3/11	PROGRESS MEETING	SM

REVISION REGISTER

No	Date	Note	By
C	18/2/14	Revised s75w Application	RD
B	12/2/14	Revised s75w Application	RD
A	19/12/13	Revised s75w Application	RD

LEGEND

KEY CONSULTANT INFO

LANDSCAPE	GUY STURT & ASSOC GUY STURT 9211 3744 guy@sturtassociates.com.au
STRUCTURAL	BONACCI GROUP TIM HOARE 8247 8400 thoare@bonaccigroup.com
HYDRAULIC	TBA TBA TBA TBA

KEY CONSULTANT INFO

BASIX	EFFICIENT LIVING TRACEY COOLES 9949 0332 tracey@efficientliving.com.au
SOLAR ACCESS	HEGGIES NEIHAD AL-KHALIDY 9427 8100 neihad.al-khalidy@heggies.com.au
TRAFFIC	TTPA ROSS NETTLE 0416 189 656 ttpa@ttpa.com.au

GENERAL NOTES

DO NOT SCALE OFF THIS DRAWING. USE FIGURED DIMENSIONS ONLY. VERIFY ALL DIMENSIONS ON SITE AND RESOLVE ANY DISCREPANCIES BEFORE PROCEEDING. COPYRIGHT OF THIS DRAWING AND THE DESIGNS EXECUTED REMAIN THE PROPERTY OF TONY CARO ARCHITECTURE. BUILDER TO EXAMINE SITE AND VERIFY SITE CONDITIONS PRIOR TO COMMENCING WORK. BUILDER TO CONFIRM BUILDING SETOUT PRIOR TO COMMENCING WORK. ALL ARCHITECTURAL DRAWINGS TO BE READ IN CONJUNCTION WITH OTHER ARCHITECTURAL DETAILS, SCHEDULES AND SPECIFICATIONS. ALL ARCHITECTURAL DRAWINGS AND DOCUMENTS TO BE READ IN CONJUNCTION WITH OTHER CONSULTANTS DRAWINGS AND SPECIFICATIONS. BUILDER TO ALLOW FOR DEFLECTION TO ALL SLABS AS REQUIRED TO STRUCTURAL ENGINEERS SPECIFICATION. CAD DOCUMENTS ARE ISSUED FOR INFORMATION ONLY. CHANGES ARE NOT TO BE MADE TO ANY DOCUMENTATION WITHOUT THE ARCHITECTS WRITTEN APPROVAL. TCA TAKES NO RESPONSIBILITY FOR THE ELECTRONIC TRANSMISSION, DIMENSIONS OR ACCURACY OF THESE DRAWINGS. CEILING LEVEL AT NOMINATED DISTANCE FROM FINISHED FLOOR LEVEL. FOR ALL EXTERNAL LEVELS REFER TO LANDSCAPE ARCHITECT'S DRAWINGS.

KEY PLAN / GENERAL INFO

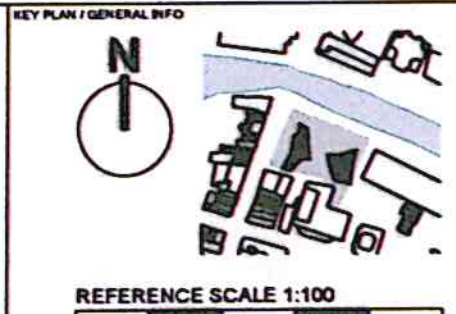

REFERENCE SCALE 1:100
0 1 2 3 4 5

PROJECT
RIVERFRONT APARTMENTS
330 CHURCH STREET
PARRAMATTA NSW

SCALE	PAGE SIZE	STATUS
1:100	A1	PRELIMINARY
DWG DATE MAR 2011	DRAWN BY JF	APPR BY TC
PLOT DATE 27/3/14	REV C	ISSUE 10

DRAWING NAME
Plan_Level 4

DRAWING NUMBER
A148