

RIVERFRONT APARTMENTS

330 CHURCH STREET, PARRAMATTA

FOR MERITON APARTMENTS



01 PLAN - LOCATION PLAN
APPROX. 1:5000

PROJECT DATA

SITE AREA: 6763 SQM

APARTMENT MIX

TYPE	TERRACES	E TOWER	W TOWER	TOTAL
STUDIO	0 0%	0 0%	0 0%	0 0%
1 BED	0 0%	40 34%	28 13%	68 17%
1 BED + ST	0 0%	70 44%	3 1%	73 19%
2 BED	9 100%	60 35%	164 76%	233 62%
3 BED	0 0%	0 0%	16 4%	16 4%
TOTAL	9	170	211	390

PARKING SCHEDULE

LEVEL	ADAPTABLE	DRIVEWAY	STREET	TOTAL
PARKING LEVEL 1	10	0	0	10
PARKING LEVEL 2	10	0	0	10
PARKING LEVEL 3	10	0	0	10
PARKING LEVEL 4	10	0	0	10
TOTAL	40	0	0	40

STORAGE SCHEDULE

LEVEL	STORAGE	STORAGE	TOTAL
PARKING LEVEL 1	10	0	10
PARKING LEVEL 2	10	0	10
PARKING LEVEL 3	10	0	10
PARKING LEVEL 4	10	0	10
TOTAL	40	0	40

GFA TABLE - 100% TO 100% OF PROVISIONS

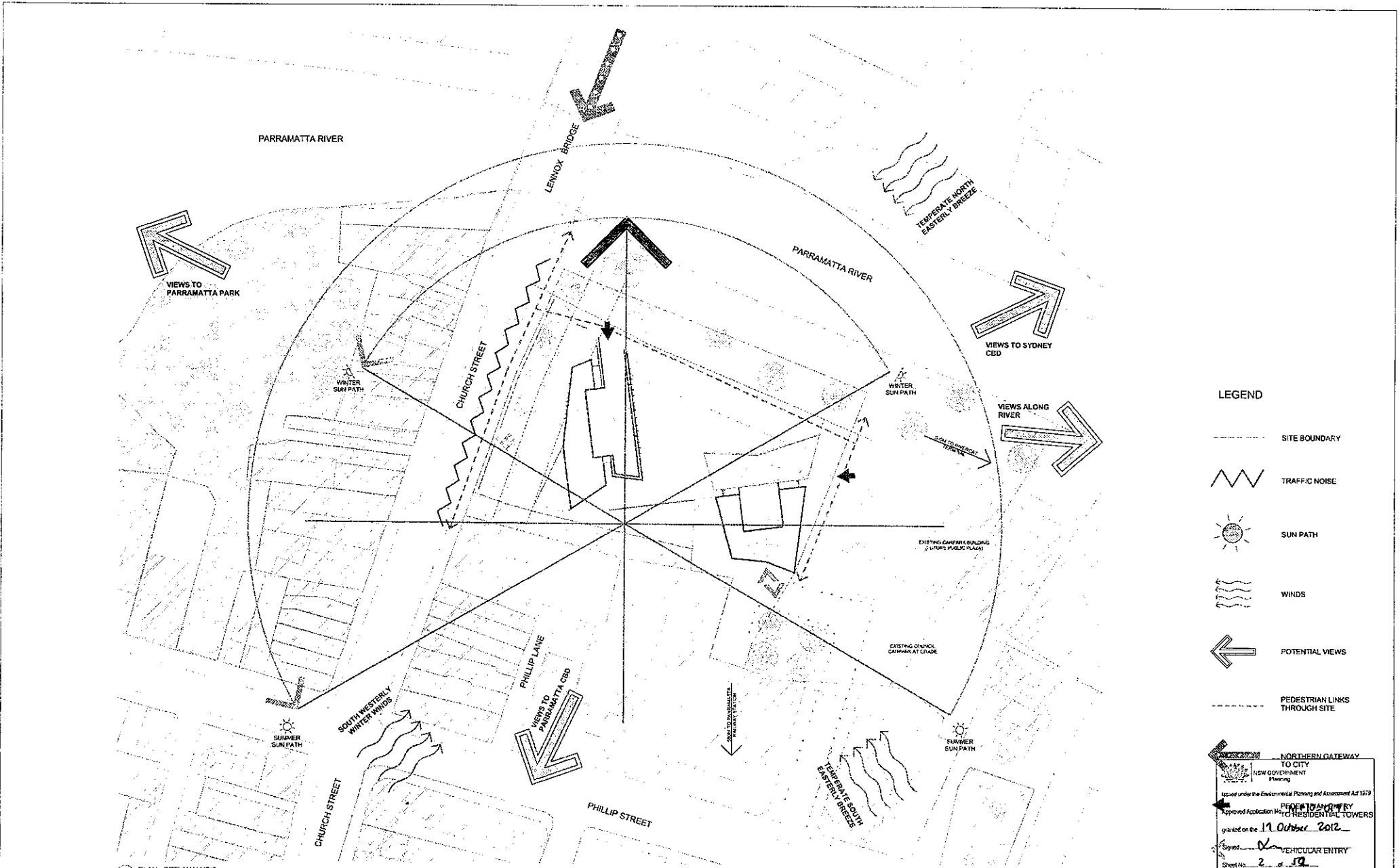
LEVEL	EAST TOWER	WEST TOWER	NO. FLOORS	TOTAL
36				76
24-27		282	14	2172
23	707	452	1	840
22-22		452	0	1713
18-20	707	502	1	1977
17	217	484	1	1154
16	707	50	1	1432
14-14	207	150	0	1294
13-13	707	749	0	1700
5-7	707	749	4	434
3-4	207	452	2	2291
100	1004		1	1124
101	222		1	2295
102-102	422		1	1842
100	3714		1	2806
SITE AREA - 147,520M				44117
TOTAL GFA				63,517

DRAWING SCHEDULE

NUMBER	TITLE	SCALE
A_000	COVER SHEET/LOCATION PLAN	N/A
A_001	SITE ANALYSIS + CONTEXT PLAN	1:1000
A_095	GA PLAN - PARKING LEVEL 4	1:200 @ A1
A_097	GA PLAN - PARKING LEVEL 3	1:200 @ A1
A_098	GA PLAN - PARKING LEVEL 2	1:200 @ A1
A_099	GA PLAN - PARKING LEVEL 1	1:200 @ A1
A_100	GA PLAN - LEVEL 00 RETAIL	1:200 @ A1
A_101	GA PLAN - LEVEL 01 LOWER PODIUM	1:200 @ A1
A_102	GA PLAN - LEVEL 02 UPPER PODIUM	1:200 @ A1
A_103	GA PLAN - TYPICAL LOWER TOWER	1:200 @ A1
A_104	GA PLAN - TYPICAL UPPER TOWER	1:200 @ A1
A_145	APARTMENT PLAN - LEVEL 1	1:100 @ A1
A_149	APARTMENT PLAN - LEVEL 2	1:100 @ A1
A_150	APARTMENT PLAN - LEVELS 24, 14-18	1:100 @ A1
A_151	APARTMENT PLAN - LEVELS 5-7	1:100 @ A1
A_152	APARTMENT PLAN - LEVELS 8-13	1:100 @ A1
A_153	APARTMENT PLAN - LEVEL 16	1:100 @ A1
A_154	APARTMENT PLAN - LEVEL 17	1:100 @ A1
A_155	APARTMENT PLAN - LEVELS 18-20	1:100 @ A1
A_156	APARTMENT PLAN - LEVELS 21-22	1:100 @ A1
A_157	APARTMENT PLAN - LEVEL 23	1:100 @ A1
A_158	APARTMENT PLAN - LEVELS 24-34	1:100 @ A1
A_159	APARTMENT PLAN - LEVEL 35	1:100 @ A1
A_160	APARTMENT PLAN - LEVEL 36	1:100 @ A1
A_161	APARTMENT PLAN - PODIUM TERRACES	1:100 @ A1
A_200	SITE SECTIONS	1:200 @ A1
A_300	SITE ELEVATIONS - COMPILED	1:500 @ A1
A_350	PODIUM - ELEVATIONS NORTH + WEST	1:200 @ A1
A_351	PODIUM - ELEVATIONS SOUTH + EAST	1:200 @ A1
A_352	EAST TOWER - ELEVATIONS NORTH + EAST	1:200 @ A1
A_353	WEST TOWER - ELEVATIONS SOUTH + WEST	1:200 @ A1
A_354	WEST TOWER - ELEVATIONS NORTH + EAST	1:200 @ A1
A_355	WEST TOWER - ELEVATIONS SOUTH + WEST	1:200 @ A1
A_400	DETAILED ELEVATIONS - PODIUM	1:200 @ A1
A_401	DETAILED ELEVATIONS - PODIUM	1:200 @ A1
A_402	DETAILED ELEVATIONS - PODIUM	1:200 @ A1
A_403	DETAILED ELEVATIONS - PODIUM	1:200 @ A1
A_404	DETAILED ELEVATIONS - PODIUM	1:200 @ A1
A_405	DETAILED ELEVATIONS - EAST TOWER	1:200 @ A1
A_406	DETAILED ELEVATIONS - EAST TOWER	1:200 @ A1
A_407	DETAILED ELEVATIONS - EAST TOWER	1:200 @ A1
A_408	DETAILED ELEVATIONS - WEST TOWER	1:200 @ A1
A_409	DETAILED ELEVATIONS - WEST TOWER	1:200 @ A1
A_410	DETAILED ELEVATIONS - WEST TOWER	1:200 @ A1
A_500	SHADOW DIAGRAMS	1:2000 @ A1
A_501	SHADOW DIAGRAMS	1:2000 @ A1
A_500	DIAGRAM - GFA AREAS	1:2000 @ A1
A_550	ADAPTABLE PLAN SCHEDULES	1:100 @ A1
A_801	COLOUR AND MATERIALS BOARD	N/A @ A1

NEW GOVERNMENT Planning
 Approved Application No. **MP 10-0131**
 granted on the **11 October 2012**
 Signed: *[Signature]*
 Sheet No. **1 of 11**

<p>APPROVED BY:</p> <p>PAULY M - AUG (FINAL).PLW - 11/22/2012 - 09:52</p>	<p>DATE:</p> <p>11/22/2012</p>	<p>PROJECT:</p> <p>RIVERFRONT APARTMENTS</p>	<p>CLIENT:</p> <p>MERITON APARTMENTS</p>	<p>DESIGNER:</p> <p>PAULY M - AUG (FINAL).PLW - 11/22/2012 - 09:52</p>	<p>SCALE:</p> <p>1:5000</p>	<p>PROJECT NO.:</p> <p>MP 10-0131</p>	<p>DATE:</p> <p>11/22/2012</p>	<p>PROJECT NO.:</p> <p>MP 10-0131</p>	<p>DATE:</p> <p>11/22/2012</p>	<p>PROJECT NO.:</p> <p>MP 10-0131</p>	<p>DATE:</p> <p>11/22/2012</p>
--	---------------------------------------	---	---	---	------------------------------------	--	---------------------------------------	--	---------------------------------------	--	---------------------------------------

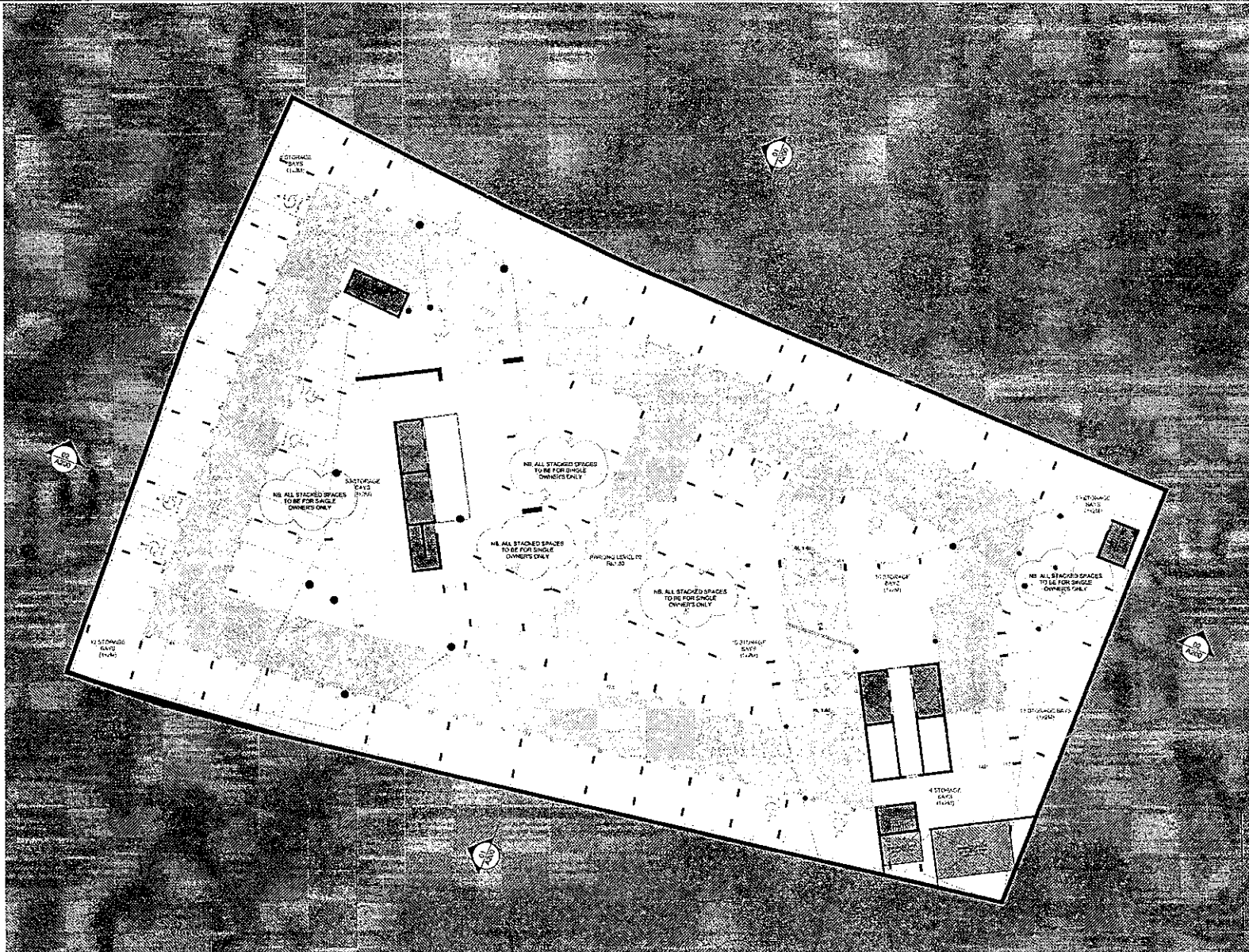


- LEGEND**
- SITE BOUNDARY
 - ~ TRAFFIC NOISE
 - ☀ SUN PATH
 - ~ WINDS
 - ← POTENTIAL VIEWS
 - PEDESTRIAN LINKS THROUGH SITE

NORTHERN GATEWAY TO CITY
 NEW GOVERNMENT Planning
 Issued under the Environmental Planning and Assessment Act 1979
 Approved Application No. 2011/151
 granted on the 19 October 2012
 Signed: [Signature] VEHICULAR ENTRY
 Sheet No. 2 of 12

01 PLAN - SITE ANALYSIS
 1:500 @A1

<p>MERTON MERTON APARTMENTS LEVEL 11 WESTWAY TOWER 280 GENT STREET SYDNEY NSW TOM GARD ARCHITECTS PTY LTD LEVEL 11, 280 GENT STREET SYDNEY NSW 2001 AUSTRALIA T: (02) 9550 1111 WWW.TOMGARDARCHITECTS.COM.AU</p>	<p>DATE: 01/01/2012 DRAWN BY: [Name] CHECKED BY: [Name] APPROVED BY: [Name]</p>	<p>PROJECT NO: [Number] SHEET NO: [Number]</p>	<p>CLIENT: [Name] ADDRESS: [Address] CONTACT: [Phone]</p>	<p>DATE: [Date] TIME: [Time]</p>	<p>PROJECT: [Project Name] LOCATION: [Location]</p>	<p>SCALE: 1:500 REFERENCE SCALE: 1:500</p>	<p>PROJECT: RIVERFRONT APARTMENTS 280 GENT STREET SYDNEY NSW SHEET NO: 2 OF 12</p>	<p>Site Analysis A001</p>
--	--	---	---	---	--	---	---	--



01 PLAN - PARKING LEVEL 02
1:200 @ A1

NEW YORK PERMIT
 Project No. 100-01371
 Approved under the Environmental Planning and Assessment Act 1979
 Approved Application No. M.C. 10-01371
 Issued on the 19 October 2012
 Project No. 100-01371

GENERAL LEGEND
 ALL ARCHITECTURAL DRAWINGS AND DOCUMENTS TO BE READ IN CONNECTION WITH OTHER DOCUMENTS TO THE DRAWINGS AND FOR PERMITS FOR ALL EXTERNAL LEVELS REFER TO LANDSCAPE DRAWINGS.
 ALL DIMENSIONS ARE TO FACE UNLESS OTHERWISE SPECIFIED.
 ALL DIMENSIONS ARE TO FACE UNLESS OTHERWISE SPECIFIED.
 DIMENSIONS ARE TO FACE UNLESS OTHERWISE SPECIFIED.
 DIMENSIONS ARE TO FACE UNLESS OTHERWISE SPECIFIED.

LEGEND - EXTERNAL FINISHES
 A10 ALUMINUM ANODIZED BRASS
 A11 ALUMINUM ANODIZED BRASS
 B10 BRASS
 B11 BRASS
 C10 CONCRETE
 C11 CONCRETE
 D10 DARK GRAY
 D11 DARK GRAY

PC.1 PRECAST CONCRETE SPANREL PANELS WITH EXPOSURE FRACTION FINISH OR PAINTED FINISH
PC.2 EXPOSURE FRACTION FINISH OR PAINTED FINISH
PC.3 EXPOSURE FRACTION FINISH OR PAINTED FINISH
PC.4 EXPOSURE FRACTION FINISH OR PAINTED FINISH
PC.5 EXPOSURE FRACTION FINISH OR PAINTED FINISH

BICYCLE PARKING

LEVEL	NO. PROVIDED
PARKING LEVEL 02	2
PARKING LEVEL 01	2
PARKING LEVEL 00	2
TOTAL	6

STORAGE SCHEDULE

LEVEL	OFFERING NO.	STANDARD
PARKING LEVEL 02	1	1
PARKING LEVEL 01	1	1
PARKING LEVEL 00	1	1
TOTAL	3	3

PARKING SCHEDULE

LEVEL	ALL OWNED SPACES	ADAPTABLE SPACES (1 HOUR)	DISABLED SPACES	RESERVED SPACES	TOTAL
PARKING LEVEL 02	120	0	0	0	120
PARKING LEVEL 01	120	0	0	0	120
PARKING LEVEL 00	120	0	0	0	120
TOTAL	360	0	0	0	360

MERTON
 RIVERFRONT APARTMENTS
 250 GARDEN STREET
 MELBOURNE VIC 3000
 WWW.MERTONARCHITECTURE.COM.AU

ROY CARO ARCHITECTURE PTY LTD
 LEVEL 12, 101 COLLEGE STREET
 MELBOURNE VIC 3000
 WWW.ROYCARO.COM.AU

CONTRACT INFORMATION

DATE	NO.	DESCRIPTION
12/10/12	1	ISSUE FOR PERMIT
12/10/12	2	ISSUE FOR PERMIT
12/10/12	3	ISSUE FOR PERMIT

CLIENT INFORMATION

NAME	MERTON
ADDRESS	250 GARDEN STREET, MELBOURNE VIC 3000
CONTACT	03 9412 3400

DESIGNER INFORMATION

NAME	ROY CARO ARCHITECTURE PTY LTD
ADDRESS	LEVEL 12, 101 COLLEGE STREET, MELBOURNE VIC 3000
CONTACT	03 9412 3400

NOTES
 1. ALL DIMENSIONS ARE TO FACE UNLESS OTHERWISE SPECIFIED.
 2. ALL DIMENSIONS ARE TO FACE UNLESS OTHERWISE SPECIFIED.
 3. ALL DIMENSIONS ARE TO FACE UNLESS OTHERWISE SPECIFIED.
 4. ALL DIMENSIONS ARE TO FACE UNLESS OTHERWISE SPECIFIED.

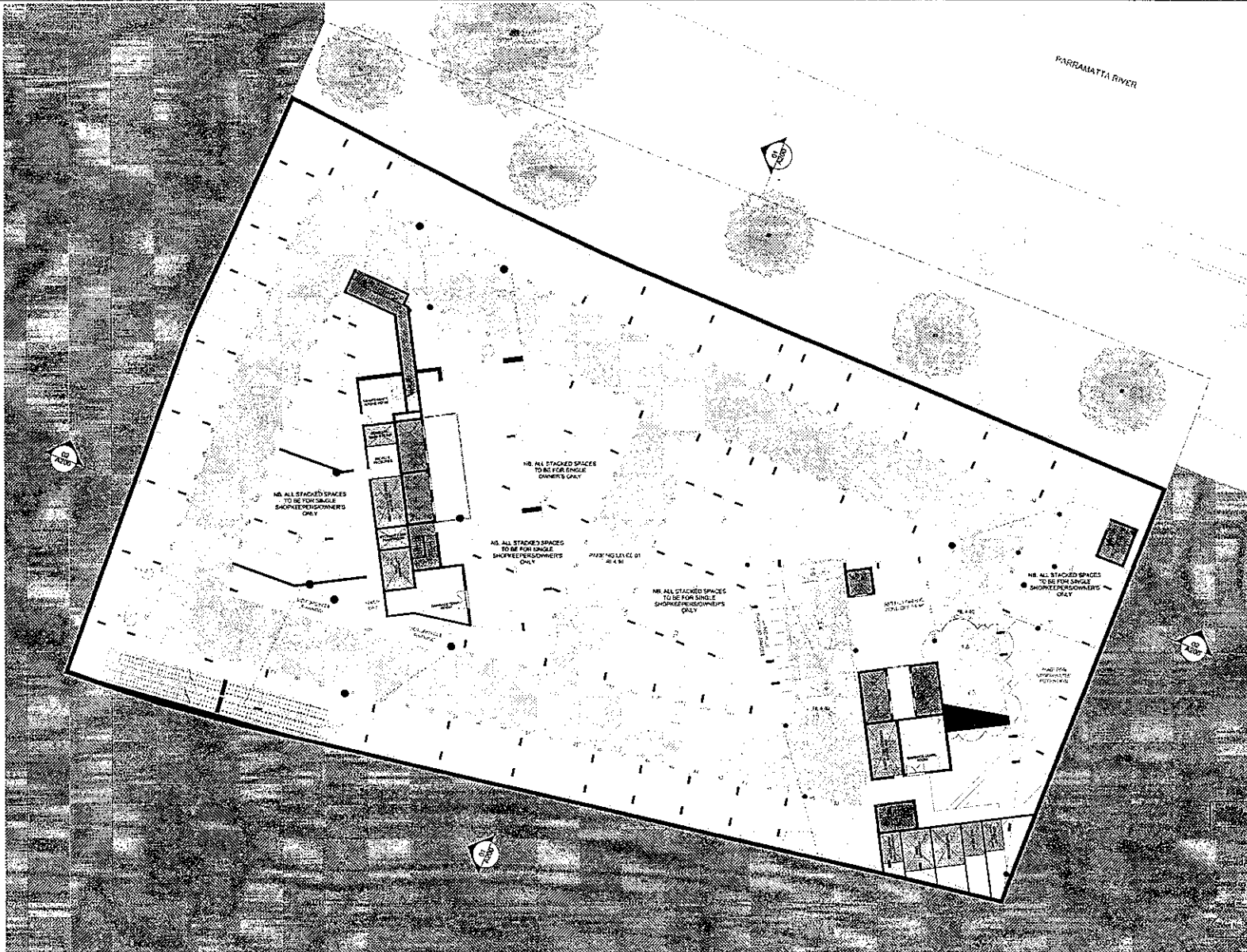
GENERAL NOTES

1. ALL DIMENSIONS ARE TO FACE UNLESS OTHERWISE SPECIFIED.
 2. ALL DIMENSIONS ARE TO FACE UNLESS OTHERWISE SPECIFIED.
 3. ALL DIMENSIONS ARE TO FACE UNLESS OTHERWISE SPECIFIED.
 4. ALL DIMENSIONS ARE TO FACE UNLESS OTHERWISE SPECIFIED.

RIVERFRONT APARTMENTS
 250 GARDEN STREET
 MELBOURNE VIC 3000

Plan_Parking Level 02

A098



NSW GOVERNMENT
 Planning
 The Environmental Planning and Assessment Act 1979
 Application No. 19/10-0171
 19 October 2012
 [Signature]
 6 a.m.

01 PLAN - PARKING LEVEL 01
 1:200 @ A1

LEVEL	NO. BIKE SPACES
PARKING LEVEL 1	100
PARKING LEVEL 2	100
PARKING LEVEL 3	100
PARKING LEVEL 4	100
TOTAL	400

LEVEL	STORAGE NO.	STORAGE AREA
PARKING LEVEL 1	100	100
PARKING LEVEL 2	100	100
PARKING LEVEL 3	100	100
PARKING LEVEL 4	100	100
TOTAL	400	400

LEVEL	RECENT PARKING	ADJUSTABLE PARKING	DISABLED PARKING	WEAKLY DISABLED PARKING	TOTAL
PARKING LEVEL 1	100	0	0	0	100
PARKING LEVEL 2	100	0	0	0	100
PARKING LEVEL 3	100	0	0	0	100
PARKING LEVEL 4	100	0	0	0	100
TOTAL	400	0	0	0	400

- GENERAL LEGEND
 ALL ARCHITECTURAL DRAWINGS AND DOCUMENTS TO BE READ IN CONJUNCTION WITH OTHER COMBINATION DRAWINGS AND REPORTS FOR ALL EXTERNAL LEVELS REFER TO ARCHITECT DRAWINGS.
 USE LOCAL DIMENSIONS ONLY - DO NOT SCALE FROM DIMENSIONS.
 VERTICAL DIMENSIONS IN ARCHITECT DRAWINGS TO PROCEEDINGS CORRESPOND WITH DIMENSIONS IN THESE DRAWINGS.
 DIMENSIONAL VALUES ARE GIVEN FOR INFORMATION ONLY. DIMENSIONS MUST BE ADJUSTED TO DIMENSIONS SET OUT BY ARCHITECTS CONSULTANT.
- LEGEND - EXTERNAL FINISHES
- ACB ALUMINIUM VERTICAL SLATE, LATHING DEPTH 50% (AC 400mm)
 - AL5 ALUMINIUM 6 PANEL SCREENS
 - B23 BALUSTRADE GLASS WITH WHITE PAINTED FINISH OF SIMILAR
 - B24 BALUSTRADE METAL WITH WHITE PAINTED FINISH OF SIMILAR
 - C1 CEILING CONCRETE
 - D2 GLAZING TYPE 2 TRANSPARENT GLASS, COLOUR TINT
 - D3 GLAZING TYPE 3 OPACAL FINISHED GLAZING GLAZING
 - PC1 PRECAST CONCRETE SPANDREL PANELS WITH FINISHED SURFACE
 - PC2 LIGHTWEIGHT CONCRETE WITH FINISHED SURFACE
 - PC3 BANGLED PRECAST CONCRETE WITH FINISHED SURFACE
 - PC4 CONCRETE WITH FINISHED SURFACE
 - PC5 FINISHED CONCRETE WITH FINISHED SURFACE
 - PC6 FINISHED CONCRETE WITH FINISHED SURFACE
 - PC7 FINISHED CONCRETE WITH FINISHED SURFACE
 - PC8 FINISHED CONCRETE WITH FINISHED SURFACE
 - PC9 FINISHED CONCRETE WITH FINISHED SURFACE
 - PC10 FINISHED CONCRETE WITH FINISHED SURFACE

MERITON
 ARCHITECTURE
 501 KINGSWAY
 SYDNEY NSW 1585
 WWW.MERITONARCHITECTURE.COM.AU

TONY CARO ARCHITECTURE PVT LTD
 LEVEL 1, 220 WYNDHAM POINT
 PARK DRIVE, SYDNEY NSW 1585
 WWW.TONYCAROARCHITECTURE.COM.AU

NO.	DESCRIPTION	DATE
1	Issue for tender	19/10/12
2	Issue for construction	19/10/12
3	Issue for completion	19/10/12

NO.	DESCRIPTION	DATE
1	Issue for tender	19/10/12
2	Issue for construction	19/10/12
3	Issue for completion	19/10/12

NO.	DESCRIPTION	DATE
1	Issue for tender	19/10/12
2	Issue for construction	19/10/12
3	Issue for completion	19/10/12

NO.	DESCRIPTION	DATE
1	Issue for tender	19/10/12
2	Issue for construction	19/10/12
3	Issue for completion	19/10/12

NO.	DESCRIPTION	DATE
1	Issue for tender	19/10/12
2	Issue for construction	19/10/12
3	Issue for completion	19/10/12

NO.	DESCRIPTION	DATE
1	Issue for tender	19/10/12
2	Issue for construction	19/10/12
3	Issue for completion	19/10/12

NO.	DESCRIPTION	DATE
1	Issue for tender	19/10/12
2	Issue for construction	19/10/12
3	Issue for completion	19/10/12

NO.	DESCRIPTION	DATE
1	Issue for tender	19/10/12
2	Issue for construction	19/10/12
3	Issue for completion	19/10/12

NO.	DESCRIPTION	DATE
1	Issue for tender	19/10/12
2	Issue for construction	19/10/12
3	Issue for completion	19/10/12

NO.	DESCRIPTION	DATE
1	Issue for tender	19/10/12
2	Issue for construction	19/10/12
3	Issue for completion	19/10/12

NO.	DESCRIPTION	DATE
1	Issue for tender	19/10/12
2	Issue for construction	19/10/12
3	Issue for completion	19/10/12

NO.	DESCRIPTION	DATE
1	Issue for tender	19/10/12
2	Issue for construction	19/10/12
3	Issue for completion	19/10/12

NO.	DESCRIPTION	DATE
1	Issue for tender	19/10/12
2	Issue for construction	19/10/12
3	Issue for completion	19/10/12

NO.	DESCRIPTION	DATE
1	Issue for tender	19/10/12
2	Issue for construction	19/10/12
3	Issue for completion	19/10/12

NO.	DESCRIPTION	DATE
1	Issue for tender	19/10/12
2	Issue for construction	19/10/12
3	Issue for completion	19/10/12

NO.	DESCRIPTION	DATE
1	Issue for tender	19/10/12
2	Issue for construction	19/10/12
3	Issue for completion	19/10/12

NO.	DESCRIPTION	DATE
1	Issue for tender	19/10/12
2	Issue for construction	19/10/12
3	Issue for completion	19/10/12

NO.	DESCRIPTION	DATE
1	Issue for tender	19/10/12
2	Issue for construction	19/10/12
3	Issue for completion	19/10/12

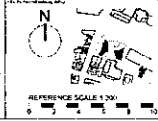
NO.	DESCRIPTION	DATE
1	Issue for tender	19/10/12
2	Issue for construction	19/10/12
3	Issue for completion	19/10/12

NO.	DESCRIPTION	DATE
1	Issue for tender	19/10/12
2	Issue for construction	19/10/12
3	Issue for completion	19/10/12

RIVERFRONT APARTMENTS
 100 GARDEN STREET
 PARRAMATTA NSW

Plan_Parking Level 01

A099



DO NOT SCALE OFF DIMENSIONS UNLESS FEATURE IS DIMENSIONED. REFER TO DIMENSIONS ON DRAWING. DIMENSIONS SHOWN ON DRAWING ARE TO BE USED FOR CONSTRUCTION. DIMENSIONS SHOWN ON DRAWING ARE TO BE USED FOR CONSTRUCTION. DIMENSIONS SHOWN ON DRAWING ARE TO BE USED FOR CONSTRUCTION.

DRAMA AND SPECIFICATIONS BLENDED TO ALLOW FOR THE BEST OF BOTH WORLDS. THE DESIGN IS A RESPONSE TO THE LOCAL ENVIRONMENT AND THE NEEDS OF THE CLIENT. THE DESIGN IS A RESPONSE TO THE LOCAL ENVIRONMENT AND THE NEEDS OF THE CLIENT.

THE DESIGN IS A RESPONSE TO THE LOCAL ENVIRONMENT AND THE NEEDS OF THE CLIENT. THE DESIGN IS A RESPONSE TO THE LOCAL ENVIRONMENT AND THE NEEDS OF THE CLIENT.

THE DESIGN IS A RESPONSE TO THE LOCAL ENVIRONMENT AND THE NEEDS OF THE CLIENT. THE DESIGN IS A RESPONSE TO THE LOCAL ENVIRONMENT AND THE NEEDS OF THE CLIENT.

THE DESIGN IS A RESPONSE TO THE LOCAL ENVIRONMENT AND THE NEEDS OF THE CLIENT. THE DESIGN IS A RESPONSE TO THE LOCAL ENVIRONMENT AND THE NEEDS OF THE CLIENT.

THE DESIGN IS A RESPONSE TO THE LOCAL ENVIRONMENT AND THE NEEDS OF THE CLIENT. THE DESIGN IS A RESPONSE TO THE LOCAL ENVIRONMENT AND THE NEEDS OF THE CLIENT.

THE DESIGN IS A RESPONSE TO THE LOCAL ENVIRONMENT AND THE NEEDS OF THE CLIENT. THE DESIGN IS A RESPONSE TO THE LOCAL ENVIRONMENT AND THE NEEDS OF THE CLIENT.

THE DESIGN IS A RESPONSE TO THE LOCAL ENVIRONMENT AND THE NEEDS OF THE CLIENT. THE DESIGN IS A RESPONSE TO THE LOCAL ENVIRONMENT AND THE NEEDS OF THE CLIENT.

THE DESIGN IS A RESPONSE TO THE LOCAL ENVIRONMENT AND THE NEEDS OF THE CLIENT. THE DESIGN IS A RESPONSE TO THE LOCAL ENVIRONMENT AND THE NEEDS OF THE CLIENT.

THE DESIGN IS A RESPONSE TO THE LOCAL ENVIRONMENT AND THE NEEDS OF THE CLIENT. THE DESIGN IS A RESPONSE TO THE LOCAL ENVIRONMENT AND THE NEEDS OF THE CLIENT.

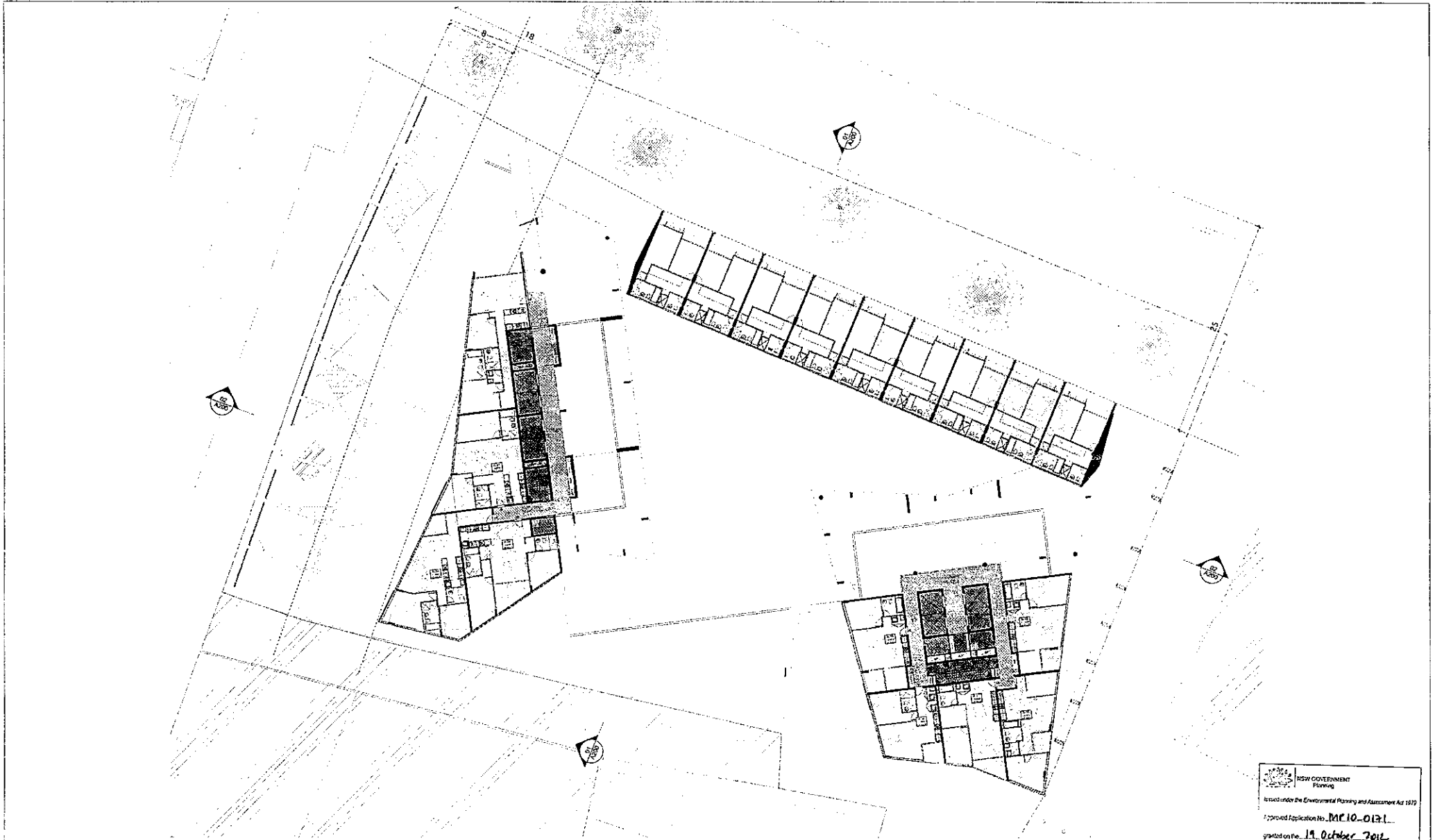
THE DESIGN IS A RESPONSE TO THE LOCAL ENVIRONMENT AND THE NEEDS OF THE CLIENT. THE DESIGN IS A RESPONSE TO THE LOCAL ENVIRONMENT AND THE NEEDS OF THE CLIENT.

THE DESIGN IS A RESPONSE TO THE LOCAL ENVIRONMENT AND THE NEEDS OF THE CLIENT. THE DESIGN IS A RESPONSE TO THE LOCAL ENVIRONMENT AND THE NEEDS OF THE CLIENT.

THE DESIGN IS A RESPONSE TO THE LOCAL ENVIRONMENT AND THE NEEDS OF THE CLIENT. THE DESIGN IS A RESPONSE TO THE LOCAL ENVIRONMENT AND THE NEEDS OF THE CLIENT.

THE DESIGN IS A RESPONSE TO THE LOCAL ENVIRONMENT AND THE NEEDS OF THE CLIENT. THE DESIGN IS A RESPONSE TO THE LOCAL ENVIRONMENT AND THE NEEDS OF THE CLIENT.

THE DESIGN IS A RESPONSE TO THE LOCAL ENVIRONMENT AND THE NEEDS OF THE CLIENT. THE DESIGN IS A RESPONSE TO THE LOCAL ENVIRONMENT AND THE NEEDS OF THE CLIENT.



01 PLAN - LEVEL 02 (PODIUM UPPER)
1:200 @ A1

GENERAL NOTES
ALL ARCHITECTURAL DRAWINGS AND DOCUMENTS TO BE READ IN CONJUNCTION WITH THE COMPLETE TENDERS DRAWINGS AND REPORTS FOR ALL EXTERNAL LEVELS REFER TO COMMON DIMENSIONS AND EXISTING DIMENSIONS. DO NOT SCALE FROM DRAWINGS IF UNLESS SPECIFICALLY INDICATED PRIOR TO PROCEEDING. VISUAL HEIGHT FROM GRADE INDICATED. ORIGINAL FILES ARE REQUIRED FOR INFORMATION ONLY. CHANGES MUST NOT BE MADE TO DOCUMENTS WITHOUT ARCHITECT'S CONSENT.

SEBOND - EXTERNAL FINISH
A18 ALUMINIUM VERTICAL BLADE - VARYING DEPTH (300-450-600mm)
A19 ALUMINIUM LENTIC SCREENS
A20 BALUSTRADE - GLASS
A21 BALUSTRADE - CONCRETE WITH PAINTED FINISH OR SIMILAR
A22 BALUSTRADE - VETIC
A23 BALUSTRADE - METAL
A24 GLASSING TYPE 1 - GLASS
A25 GLASSING TYPE 2 - TRANSPARENT GLASS - COLOUR TINT
A26

PC-1 FRESH CONCRETE SPANDREL PANELS WITH FINISH TO MATCH FINISH OF SURROUND
PC-2 SMOOTH PRECAST CONCRETE WITH PAINTED FINISH EAST OR WEST
PC-3 SMOOTH PRECAST CONCRETE WITH PAINTED FINISH SOUTH OR NORTH
PC-4 PAINTED CEILING
PC-5 FINISHED FLOORING

MERITON
RIVERFRONT APARTMENTS
LEVEL 11, 11 CLEVELAND BOULEVARD
SYDNEY, NSW 2000
WWW.MERITONARCHITECTURE.COM.AU

NO.	DESCRIPTION	DATE
01	Issue for Tender	09/22/2012
02	Revised	10/18/2012
03	Final	10/18/2012

NO.	DESCRIPTION	DATE
01	Issue for Tender	09/22/2012
02	Revised	10/18/2012
03	Final	10/18/2012

NO.	DESCRIPTION	DATE
01	Issue for Tender	09/22/2012
02	Revised	10/18/2012
03	Final	10/18/2012

NO.	DESCRIPTION	DATE
01	Issue for Tender	09/22/2012
02	Revised	10/18/2012
03	Final	10/18/2012

NO.	DESCRIPTION	DATE
01	Issue for Tender	09/22/2012
02	Revised	10/18/2012
03	Final	10/18/2012

DO NOT SCALE OF THIS DRAWING. USE TYPED DIMENSIONS ONLY. USE THIS DRAWING FOR CONSTRUCTION AND FOR INFORMATION ONLY. CHANGES ARE NOT TO BE MADE TO ANY DOCUMENTATION WITHOUT THE ARCHITECT'S WRITTEN APPROVAL. THE ARCHITECT'S RESPONSIBILITY IS TO VERIFY THE EXISTING CONDITIONS OF THE SITE AND TO PROVIDE THE NECESSARY INFORMATION TO THE CLIENT. THE ARCHITECT'S LIABILITY IS LIMITED TO THE DESIGN AND CONSTRUCTION OF THE BUILDING. THE ARCHITECT IS NOT RESPONSIBLE FOR THE DESIGN OR CONSTRUCTION OF ANY OTHER BUILDING OR STRUCTURE ON THE SITE. THE ARCHITECT'S LIABILITY IS LIMITED TO THE DESIGN AND CONSTRUCTION OF THE BUILDING. THE ARCHITECT IS NOT RESPONSIBLE FOR THE DESIGN OR CONSTRUCTION OF ANY OTHER BUILDING OR STRUCTURE ON THE SITE.



RIVERFRONT APARTMENTS
LEVEL 11, 11 CLEVELAND BOULEVARD
SYDNEY, NSW 2000

Plan_Level 02
PodiumUpper

A102

NSW GOVERNMENT
Planning
Issued under the Environmental Planning and Assessment Act 1979
Approved Application No. MP10-0121
granted on the 19 October 2012
Signed [Signature]
Sheet No. 9 of 13



01 PLAN - TYPICAL TOWER LOWER
1:200 @ A1

GENERAL LEGEND
 ALL ARCHITECTURAL FINISHES AND ELEMENTS TO BE READ IN CONJUNCTION WITH OTHER GENERAL FINISHES AND NOTES FOR ALL EXTERNAL LEVELS REFER TO ARCHITECT'S DRAWINGS.
 - IF FINISHES ARE SHOWN ON A SECTION, SCALE FROM DRAWINGS IN UNITS OF MILLIMETERS UNLESS OTHERWISE STATED PRIOR TO THE FINISHING CONTRACTOR TO OBTAIN MATERIALS.
 - FINISHES ARE SHOWN FOR INFORMATION ONLY. CHANGES MUST NOT BE MADE TO DOCUMENTS WITHOUT ARCHITECT'S CONSENT.

LEGEND - EXTERNAL FINISHES
 A/E ALUMINUM EXTERNAL BLAZE - VARYING DEPTHS (20, 40, 60mm)
 A/L ALUMINUM SLIDING SCREENS
 B/C BALUSTRADE - GLASS
 B/L BALUSTRADE - CONCRETE WITH PAINTED FINISH OR SMALR
 B/M BALUSTRADE - METAL
 C/L CONCRETE TYPE 1 - CLEAR
 C/S CONCRETE TYPE 2 - TRANSPARENT GLASS COLOUR TINT
 C/O CONCRETE TYPE 3 - OPAQUE FILM APPLIED COLOUR TINT

LEGEND - INTERNAL FINISHES
 P/C 1 PRECAST CONCRETE SPANDREL PANELS WITH INTEGRATING RAFT PANELS OF 20mm
 P/C 2 SMOOTH PRECAST CONCRETE WITH PAINTED FINISH
 P/C 3 SMOOTH PRECAST CONCRETE WITH PAINTED FINISH
 P/C 4 SMOOTH PRECAST CONCRETE WITH PAINTED FINISH
 P/C 5 PAINTED FLECKING
 P/C 6 PARTICULATE FILM SCREEN

MERITON
 MERITON APARTMENTS
 LEVEL 15 MERRION STREET
 MERRION STREET, SYDNEY
 WWW.MERITON.COM.AU

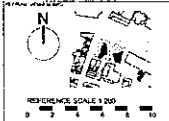
TOM RUTHERFORD ARCHITECTURE
 LEVEL 15, 10, 11, 12, 13, 14, 15, 16, 17, 18, 19, 20, 21, 22, 23, 24, 25, 26, 27, 28, 29, 30, 31, 32, 33, 34, 35, 36, 37, 38, 39, 40, 41, 42, 43, 44, 45, 46, 47, 48, 49, 50, 51, 52, 53, 54, 55, 56, 57, 58, 59, 60, 61, 62, 63, 64, 65, 66, 67, 68, 69, 70, 71, 72, 73, 74, 75, 76, 77, 78, 79, 80, 81, 82, 83, 84, 85, 86, 87, 88, 89, 90, 91, 92, 93, 94, 95, 96, 97, 98, 99, 100, 101, 102, 103, 104, 105, 106, 107, 108, 109, 110, 111, 112, 113, 114, 115, 116, 117, 118, 119, 120, 121, 122, 123, 124, 125, 126, 127, 128, 129, 130, 131, 132, 133, 134, 135, 136, 137, 138, 139, 140, 141, 142, 143, 144, 145, 146, 147, 148, 149, 150, 151, 152, 153, 154, 155, 156, 157, 158, 159, 160, 161, 162, 163, 164, 165, 166, 167, 168, 169, 170, 171, 172, 173, 174, 175, 176, 177, 178, 179, 180, 181, 182, 183, 184, 185, 186, 187, 188, 189, 190, 191, 192, 193, 194, 195, 196, 197, 198, 199, 200, 201, 202, 203, 204, 205, 206, 207, 208, 209, 210, 211, 212, 213, 214, 215, 216, 217, 218, 219, 220, 221, 222, 223, 224, 225, 226, 227, 228, 229, 230, 231, 232, 233, 234, 235, 236, 237, 238, 239, 240, 241, 242, 243, 244, 245, 246, 247, 248, 249, 250, 251, 252, 253, 254, 255, 256, 257, 258, 259, 260, 261, 262, 263, 264, 265, 266, 267, 268, 269, 270, 271, 272, 273, 274, 275, 276, 277, 278, 279, 280, 281, 282, 283, 284, 285, 286, 287, 288, 289, 290, 291, 292, 293, 294, 295, 296, 297, 298, 299, 300, 301, 302, 303, 304, 305, 306, 307, 308, 309, 310, 311, 312, 313, 314, 315, 316, 317, 318, 319, 320, 321, 322, 323, 324, 325, 326, 327, 328, 329, 330, 331, 332, 333, 334, 335, 336, 337, 338, 339, 340, 341, 342, 343, 344, 345, 346, 347, 348, 349, 350, 351, 352, 353, 354, 355, 356, 357, 358, 359, 360, 361, 362, 363, 364, 365, 366, 367, 368, 369, 370, 371, 372, 373, 374, 375, 376, 377, 378, 379, 380, 381, 382, 383, 384, 385, 386, 387, 388, 389, 390, 391, 392, 393, 394, 395, 396, 397, 398, 399, 400, 401, 402, 403, 404, 405, 406, 407, 408, 409, 410, 411, 412, 413, 414, 415, 416, 417, 418, 419, 420, 421, 422, 423, 424, 425, 426, 427, 428, 429, 430, 431, 432, 433, 434, 435, 436, 437, 438, 439, 440, 441, 442, 443, 444, 445, 446, 447, 448, 449, 450, 451, 452, 453, 454, 455, 456, 457, 458, 459, 460, 461, 462, 463, 464, 465, 466, 467, 468, 469, 470, 471, 472, 473, 474, 475, 476, 477, 478, 479, 480, 481, 482, 483, 484, 485, 486, 487, 488, 489, 490, 491, 492, 493, 494, 495, 496, 497, 498, 499, 500, 501, 502, 503, 504, 505, 506, 507, 508, 509, 510, 511, 512, 513, 514, 515, 516, 517, 518, 519, 520, 521, 522, 523, 524, 525, 526, 527, 528, 529, 530, 531, 532, 533, 534, 535, 536, 537, 538, 539, 540, 541, 542, 543, 544, 545, 546, 547, 548, 549, 550, 551, 552, 553, 554, 555, 556, 557, 558, 559, 560, 561, 562, 563, 564, 565, 566, 567, 568, 569, 570, 571, 572, 573, 574, 575, 576, 577, 578, 579, 580, 581, 582, 583, 584, 585, 586, 587, 588, 589, 590, 591, 592, 593, 594, 595, 596, 597, 598, 599, 600, 601, 602, 603, 604, 605, 606, 607, 608, 609, 610, 611, 612, 613, 614, 615, 616, 617, 618, 619, 620, 621, 622, 623, 624, 625, 626, 627, 628, 629, 630, 631, 632, 633, 634, 635, 636, 637, 638, 639, 640, 641, 642, 643, 644, 645, 646, 647, 648, 649, 650, 651, 652, 653, 654, 655, 656, 657, 658, 659, 660, 661, 662, 663, 664, 665, 666, 667, 668, 669, 670, 671, 672, 673, 674, 675, 676, 677, 678, 679, 680, 681, 682, 683, 684, 685, 686, 687, 688, 689, 690, 691, 692, 693, 694, 695, 696, 697, 698, 699, 700, 701, 702, 703, 704, 705, 706, 707, 708, 709, 710, 711, 712, 713, 714, 715, 716, 717, 718, 719, 720, 721, 722, 723, 724, 725, 726, 727, 728, 729, 730, 731, 732, 733, 734, 735, 736, 737, 738, 739, 740, 741, 742, 743, 744, 745, 746, 747, 748, 749, 750, 751, 752, 753, 754, 755, 756, 757, 758, 759, 760, 761, 762, 763, 764, 765, 766, 767, 768, 769, 770, 771, 772, 773, 774, 775, 776, 777, 778, 779, 780, 781, 782, 783, 784, 785, 786, 787, 788, 789, 790, 791, 792, 793, 794, 795, 796, 797, 798, 799, 800, 801, 802, 803, 804, 805, 806, 807, 808, 809, 810, 811, 812, 813, 814, 815, 816, 817, 818, 819, 820, 821, 822, 823, 824, 825, 826, 827, 828, 829, 830, 831, 832, 833, 834, 835, 836, 837, 838, 839, 840, 841, 842, 843, 844, 845, 846, 847, 848, 849, 850, 851, 852, 853, 854, 855, 856, 857, 858, 859, 860, 861, 862, 863, 864, 865, 866, 867, 868, 869, 870, 871, 872, 873, 874, 875, 876, 877, 878, 879, 880, 881, 882, 883, 884, 885, 886, 887, 888, 889, 890, 891, 892, 893, 894, 895, 896, 897, 898, 899, 900, 901, 902, 903, 904, 905, 906, 907, 908, 909, 910, 911, 912, 913, 914, 915, 916, 917, 918, 919, 920, 921, 922, 923, 924, 925, 926, 927, 928, 929, 930, 931, 932, 933, 934, 935, 936, 937, 938, 939, 940, 941, 942, 943, 944, 945, 946, 947, 948, 949, 950, 951, 952, 953, 954, 955, 956, 957, 958, 959, 960, 961, 962, 963, 964, 965, 966, 967, 968, 969, 970, 971, 972, 973, 974, 975, 976, 977, 978, 979, 980, 981, 982, 983, 984, 985, 986, 987, 988, 989, 990, 991, 992, 993, 994, 995, 996, 997, 998, 999, 1000

NO.	DESCRIPTION	DATE	BY	CHECKED
1	Issue for tender	10/10/2012	TR	TR
2	Issue for construction	10/10/2012	TR	TR
3	Issue for construction	10/10/2012	TR	TR
4	Issue for construction	10/10/2012	TR	TR
5	Issue for construction	10/10/2012	TR	TR

NO.	DESCRIPTION	DATE	BY	CHECKED
1	Issue for tender	10/10/2012	TR	TR
2	Issue for construction	10/10/2012	TR	TR
3	Issue for construction	10/10/2012	TR	TR
4	Issue for construction	10/10/2012	TR	TR
5	Issue for construction	10/10/2012	TR	TR

NO.	DESCRIPTION	DATE	BY	CHECKED
1	Issue for tender	10/10/2012	TR	TR
2	Issue for construction	10/10/2012	TR	TR
3	Issue for construction	10/10/2012	TR	TR
4	Issue for construction	10/10/2012	TR	TR
5	Issue for construction	10/10/2012	TR	TR

NOTES
 1. TO NOT SCALE OFF THIS DRAWING. USE DIMENSIONS SHOWN ON THIS DRAWING FOR ALL DIMENSIONS UNLESS OTHERWISE STATED.
 2. ALL DIMENSIONS ARE TO FACE UNLESS OTHERWISE STATED.
 3. ALL DIMENSIONS ARE TO FACE UNLESS OTHERWISE STATED.
 4. ALL DIMENSIONS ARE TO FACE UNLESS OTHERWISE STATED.
 5. ALL DIMENSIONS ARE TO FACE UNLESS OTHERWISE STATED.
 6. ALL DIMENSIONS ARE TO FACE UNLESS OTHERWISE STATED.
 7. ALL DIMENSIONS ARE TO FACE UNLESS OTHERWISE STATED.
 8. ALL DIMENSIONS ARE TO FACE UNLESS OTHERWISE STATED.
 9. ALL DIMENSIONS ARE TO FACE UNLESS OTHERWISE STATED.
 10. ALL DIMENSIONS ARE TO FACE UNLESS OTHERWISE STATED.



RIVERFRONT APARTMENTS
 15 MERRION STREET
 MERRION STREET, SYDNEY

Plan_Typical Tower Lower

A103

NO.	DESCRIPTION	DATE	BY	CHECKED
1	Issue for tender	10/10/2012	TR	TR
2	Issue for construction	10/10/2012	TR	TR
3	Issue for construction	10/10/2012	TR	TR
4	Issue for construction	10/10/2012	TR	TR
5	Issue for construction	10/10/2012	TR	TR

NEW GOVERNMENT
 Planning
 Issued under the Environmental Planning and Assessment Act 1979

Approved Application No. MP 10-0131

Issued on the 19 October 2012

Signed [Signature]

Date 10 of 10



01 PLAN - TYPICAL TOWER UPPER
1:200 @ A1

GENERAL LEGEND
ALL ARCHITECTURAL DRAWINGS AND DOCUMENTS TO BE READ IN CONJUNCTION WITH THE GENERAL NOTES, CONDITIONS AND PARTICULARS FOR ALL EXTERNAL WORKS, REFER TO LANDSCAPE DRAWINGS. USE FIGURES IN BRACKETS ONLY - DO NOT SCALE FROM DRAWINGS. UNLESS OTHERWISE SPECIFIED, ALL DIMENSIONS ARE IN METERS. DIMENSIONS TO FACE UNLESS OTHERWISE SPECIFIED. DIMENSIONS TO CENTERLINE UNLESS OTHERWISE SPECIFIED. DIMENSIONS TO CENTERLINE UNLESS OTHERWISE SPECIFIED. DIMENSIONS TO CENTERLINE UNLESS OTHERWISE SPECIFIED. DIMENSIONS TO CENTERLINE UNLESS OTHERWISE SPECIFIED.

LEGEND - EXTERNAL FINISHES
A01 ALUMINUM VERTICAL BLADE - VARIOUS DEPTHS (SEE DRAWING)
A02 ALUMINUM SCISSOR SCREENS
A03 BALUSTRADE - GLASS
A04 BALUSTRADE - CONCRETE WITH PAINTED FINISH OF BONE OR
A05 BALUSTRADE - METAL
A06 BALUSTRADE - WOOD
A07 BALUSTRADE - TRANSPARENT GLASS - COLOUR TO BE
A08 BALUSTRADE - WOOD WITH PAINTED FINISH - COLOUR TO BE

A09 POLISHED CONCRETE SPANDREL PANELS WITH FINISHED FLOOR FINISH (SEE DRAWING)
A10 EXPOSED PRECAST CONCRETE WITH PAINTED FINISH - BONE OR WOOD
A11 EXPOSED PRECAST CONCRETE WITH PAINTED FINISH - BONE OR WOOD
A12 EXPOSED PRECAST CONCRETE WITH PAINTED FINISH - BONE OR WOOD
A13 EXPOSED PRECAST CONCRETE WITH PAINTED FINISH - BONE OR WOOD
A14 EXPOSED PRECAST CONCRETE WITH PAINTED FINISH - BONE OR WOOD
A15 EXPOSED PRECAST CONCRETE WITH PAINTED FINISH - BONE OR WOOD
A16 EXPOSED PRECAST CONCRETE WITH PAINTED FINISH - BONE OR WOOD
A17 EXPOSED PRECAST CONCRETE WITH PAINTED FINISH - BONE OR WOOD
A18 EXPOSED PRECAST CONCRETE WITH PAINTED FINISH - BONE OR WOOD
A19 EXPOSED PRECAST CONCRETE WITH PAINTED FINISH - BONE OR WOOD
A20 EXPOSED PRECAST CONCRETE WITH PAINTED FINISH - BONE OR WOOD

A21 EXPOSED PRECAST CONCRETE WITH PAINTED FINISH - BONE OR WOOD
A22 EXPOSED PRECAST CONCRETE WITH PAINTED FINISH - BONE OR WOOD
A23 EXPOSED PRECAST CONCRETE WITH PAINTED FINISH - BONE OR WOOD
A24 EXPOSED PRECAST CONCRETE WITH PAINTED FINISH - BONE OR WOOD
A25 EXPOSED PRECAST CONCRETE WITH PAINTED FINISH - BONE OR WOOD
A26 EXPOSED PRECAST CONCRETE WITH PAINTED FINISH - BONE OR WOOD
A27 EXPOSED PRECAST CONCRETE WITH PAINTED FINISH - BONE OR WOOD
A28 EXPOSED PRECAST CONCRETE WITH PAINTED FINISH - BONE OR WOOD
A29 EXPOSED PRECAST CONCRETE WITH PAINTED FINISH - BONE OR WOOD
A30 EXPOSED PRECAST CONCRETE WITH PAINTED FINISH - BONE OR WOOD

A31 EXPOSED PRECAST CONCRETE WITH PAINTED FINISH - BONE OR WOOD
A32 EXPOSED PRECAST CONCRETE WITH PAINTED FINISH - BONE OR WOOD
A33 EXPOSED PRECAST CONCRETE WITH PAINTED FINISH - BONE OR WOOD
A34 EXPOSED PRECAST CONCRETE WITH PAINTED FINISH - BONE OR WOOD
A35 EXPOSED PRECAST CONCRETE WITH PAINTED FINISH - BONE OR WOOD
A36 EXPOSED PRECAST CONCRETE WITH PAINTED FINISH - BONE OR WOOD
A37 EXPOSED PRECAST CONCRETE WITH PAINTED FINISH - BONE OR WOOD
A38 EXPOSED PRECAST CONCRETE WITH PAINTED FINISH - BONE OR WOOD
A39 EXPOSED PRECAST CONCRETE WITH PAINTED FINISH - BONE OR WOOD
A40 EXPOSED PRECAST CONCRETE WITH PAINTED FINISH - BONE OR WOOD

A41 EXPOSED PRECAST CONCRETE WITH PAINTED FINISH - BONE OR WOOD
A42 EXPOSED PRECAST CONCRETE WITH PAINTED FINISH - BONE OR WOOD
A43 EXPOSED PRECAST CONCRETE WITH PAINTED FINISH - BONE OR WOOD
A44 EXPOSED PRECAST CONCRETE WITH PAINTED FINISH - BONE OR WOOD
A45 EXPOSED PRECAST CONCRETE WITH PAINTED FINISH - BONE OR WOOD
A46 EXPOSED PRECAST CONCRETE WITH PAINTED FINISH - BONE OR WOOD
A47 EXPOSED PRECAST CONCRETE WITH PAINTED FINISH - BONE OR WOOD
A48 EXPOSED PRECAST CONCRETE WITH PAINTED FINISH - BONE OR WOOD
A49 EXPOSED PRECAST CONCRETE WITH PAINTED FINISH - BONE OR WOOD
A50 EXPOSED PRECAST CONCRETE WITH PAINTED FINISH - BONE OR WOOD

A51 EXPOSED PRECAST CONCRETE WITH PAINTED FINISH - BONE OR WOOD
A52 EXPOSED PRECAST CONCRETE WITH PAINTED FINISH - BONE OR WOOD
A53 EXPOSED PRECAST CONCRETE WITH PAINTED FINISH - BONE OR WOOD
A54 EXPOSED PRECAST CONCRETE WITH PAINTED FINISH - BONE OR WOOD
A55 EXPOSED PRECAST CONCRETE WITH PAINTED FINISH - BONE OR WOOD
A56 EXPOSED PRECAST CONCRETE WITH PAINTED FINISH - BONE OR WOOD
A57 EXPOSED PRECAST CONCRETE WITH PAINTED FINISH - BONE OR WOOD
A58 EXPOSED PRECAST CONCRETE WITH PAINTED FINISH - BONE OR WOOD
A59 EXPOSED PRECAST CONCRETE WITH PAINTED FINISH - BONE OR WOOD
A60 EXPOSED PRECAST CONCRETE WITH PAINTED FINISH - BONE OR WOOD

A61 EXPOSED PRECAST CONCRETE WITH PAINTED FINISH - BONE OR WOOD
A62 EXPOSED PRECAST CONCRETE WITH PAINTED FINISH - BONE OR WOOD
A63 EXPOSED PRECAST CONCRETE WITH PAINTED FINISH - BONE OR WOOD
A64 EXPOSED PRECAST CONCRETE WITH PAINTED FINISH - BONE OR WOOD
A65 EXPOSED PRECAST CONCRETE WITH PAINTED FINISH - BONE OR WOOD
A66 EXPOSED PRECAST CONCRETE WITH PAINTED FINISH - BONE OR WOOD
A67 EXPOSED PRECAST CONCRETE WITH PAINTED FINISH - BONE OR WOOD
A68 EXPOSED PRECAST CONCRETE WITH PAINTED FINISH - BONE OR WOOD
A69 EXPOSED PRECAST CONCRETE WITH PAINTED FINISH - BONE OR WOOD
A70 EXPOSED PRECAST CONCRETE WITH PAINTED FINISH - BONE OR WOOD

NSW GOVERNMENT
Planning
issued under the Environment Planning and Assessment Act 1973
Approved Application No. ME10-0131
granted on the 19 October 2012
Signed [Signature]
Sheet No. 11 of 59

MERITON
MERITON APARTMENTS
LEVEL 14 MERITON TOWER
25 BENT STREET, SYDNEY

TONY KANO ARCHITECTURE PTY LTD
LEVEL 11, 111 ELLIOT STREET, SYDNEY
SYDNEY, AUSTRALIA
T: 02 9550 1111
WWW.TONYKANOARCHITECTURE.COM.AU

NO.	REVISION	DATE
1	Issue for tender	10/10/12
2	Issue for construction	10/10/12
3	Issue for construction	10/10/12
4	Issue for construction	10/10/12
5	Issue for construction	10/10/12
6	Issue for construction	10/10/12
7	Issue for construction	10/10/12
8	Issue for construction	10/10/12
9	Issue for construction	10/10/12
10	Issue for construction	10/10/12

NO.	REVISION	DATE
1	Issue for tender	10/10/12
2	Issue for construction	10/10/12
3	Issue for construction	10/10/12
4	Issue for construction	10/10/12
5	Issue for construction	10/10/12
6	Issue for construction	10/10/12
7	Issue for construction	10/10/12
8	Issue for construction	10/10/12
9	Issue for construction	10/10/12
10	Issue for construction	10/10/12

NO.	REVISION	DATE
1	Issue for tender	10/10/12
2	Issue for construction	10/10/12
3	Issue for construction	10/10/12
4	Issue for construction	10/10/12
5	Issue for construction	10/10/12
6	Issue for construction	10/10/12
7	Issue for construction	10/10/12
8	Issue for construction	10/10/12
9	Issue for construction	10/10/12
10	Issue for construction	10/10/12

NO.	REVISION	DATE
1	Issue for tender	10/10/12
2	Issue for construction	10/10/12
3	Issue for construction	10/10/12
4	Issue for construction	10/10/12
5	Issue for construction	10/10/12
6	Issue for construction	10/10/12
7	Issue for construction	10/10/12
8	Issue for construction	10/10/12
9	Issue for construction	10/10/12
10	Issue for construction	10/10/12

DO NOT SCALE OFF THIS DRAWING. USE DIMENSIONS PROVIDED IN THIS DRAWING. ALL DIMENSIONS ARE TO FACE UNLESS OTHERWISE SPECIFIED. DIMENSIONS TO CENTERLINE UNLESS OTHERWISE SPECIFIED. DIMENSIONS TO CENTERLINE UNLESS OTHERWISE SPECIFIED. DIMENSIONS TO CENTERLINE UNLESS OTHERWISE SPECIFIED. DIMENSIONS TO CENTERLINE UNLESS OTHERWISE SPECIFIED. DIMENSIONS TO CENTERLINE UNLESS OTHERWISE SPECIFIED. DIMENSIONS TO CENTERLINE UNLESS OTHERWISE SPECIFIED. DIMENSIONS TO CENTERLINE UNLESS OTHERWISE SPECIFIED. DIMENSIONS TO CENTERLINE UNLESS OTHERWISE SPECIFIED. DIMENSIONS TO CENTERLINE UNLESS OTHERWISE SPECIFIED.

DRAWINGS AND SPECIFICATIONS SUBJECT TO ALL WORKS TO BE DONE IN ACCORDANCE WITH THE REQUIREMENTS OF THE NATIONAL BUILDING REGULATIONS 2011. DRAWINGS ARE NOT TO BE USED FOR ANY OTHER PURPOSES WITHOUT THE WRITTEN PERMISSION OF TONY KANO ARCHITECTURE PTY LTD. THESE DRAWINGS, INCLUDING ALL ARCHITECTURAL SCHEDULES TO BE USED IN CONNECTION WITH OTHER ARCHITECTURAL DETAILS, SCHEDULES AND DOCUMENTS TO BE USED IN CONNECTION WITH THE PROJECT, SHALL BE THE PROPERTY OF TONY KANO ARCHITECTURE PTY LTD. THESE DRAWINGS, INCLUDING ALL ARCHITECTURAL SCHEDULES TO BE USED IN CONNECTION WITH OTHER ARCHITECTURAL DETAILS, SCHEDULES AND DOCUMENTS TO BE USED IN CONNECTION WITH THE PROJECT, SHALL BE THE PROPERTY OF TONY KANO ARCHITECTURE PTY LTD.

RIVERFRONT APARTMENTS
25 BENT STREET, SYDNEY
NSW 2011
Plan_Typical Tower Upper
A104

DATE: 12/01/12
DESIGNER: [Signature]
CHECKED: [Signature]
DATE: 10/10/12
SCALE: 1:200



NO.	DESCRIPTION	DATE	BY	CHECKED BY
1	ISSUED FOR PERMIT	01/10/12	[Signature]	[Signature]
2	ISSUED FOR CONSTRUCTION	01/10/12	[Signature]	[Signature]
3	ISSUED FOR OCCUPANCY	01/10/12	[Signature]	[Signature]
4	ISSUED FOR AS-BUILT	01/10/12	[Signature]	[Signature]
5	ISSUED FOR FINAL	01/10/12	[Signature]	[Signature]

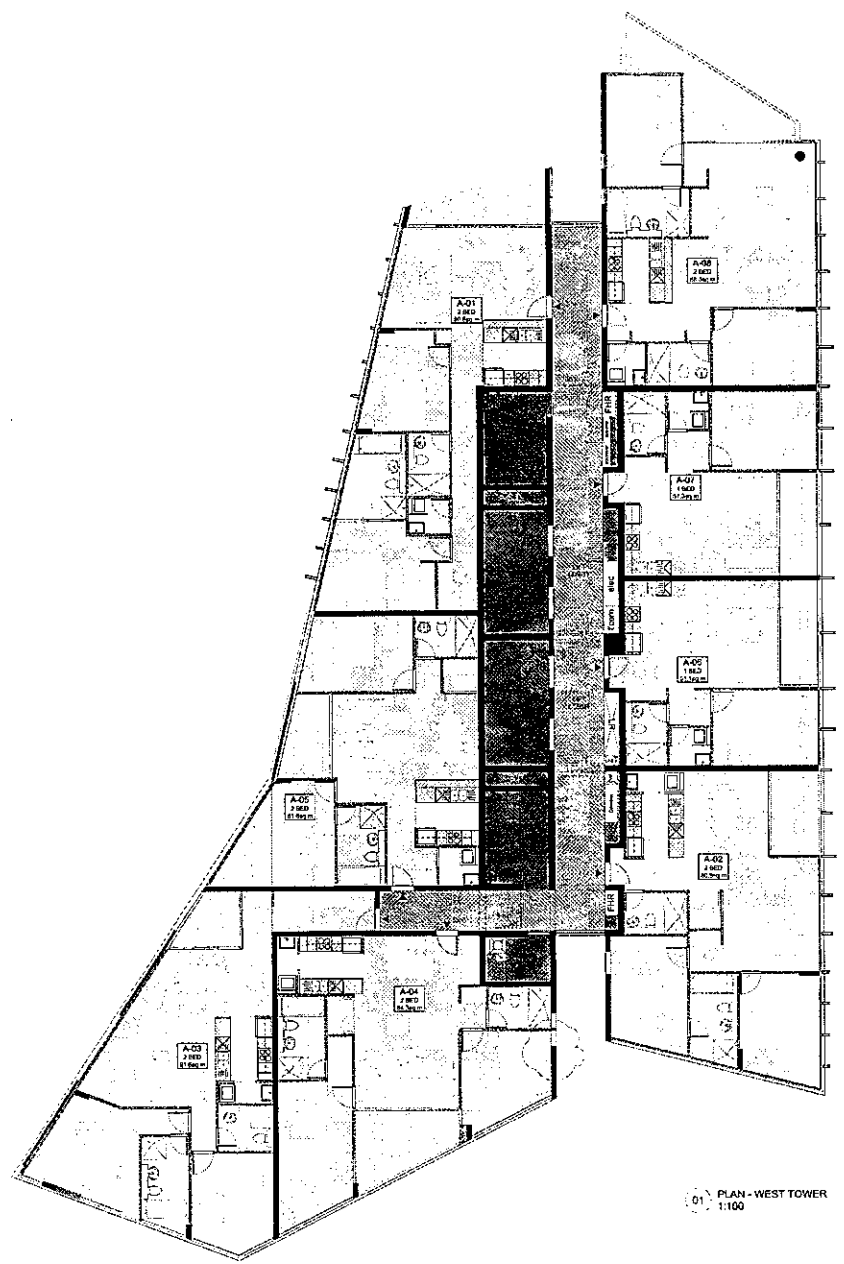
01 PLAN - WEST TOWER
1:100

02 PLAN - EAST TOWER
1:100

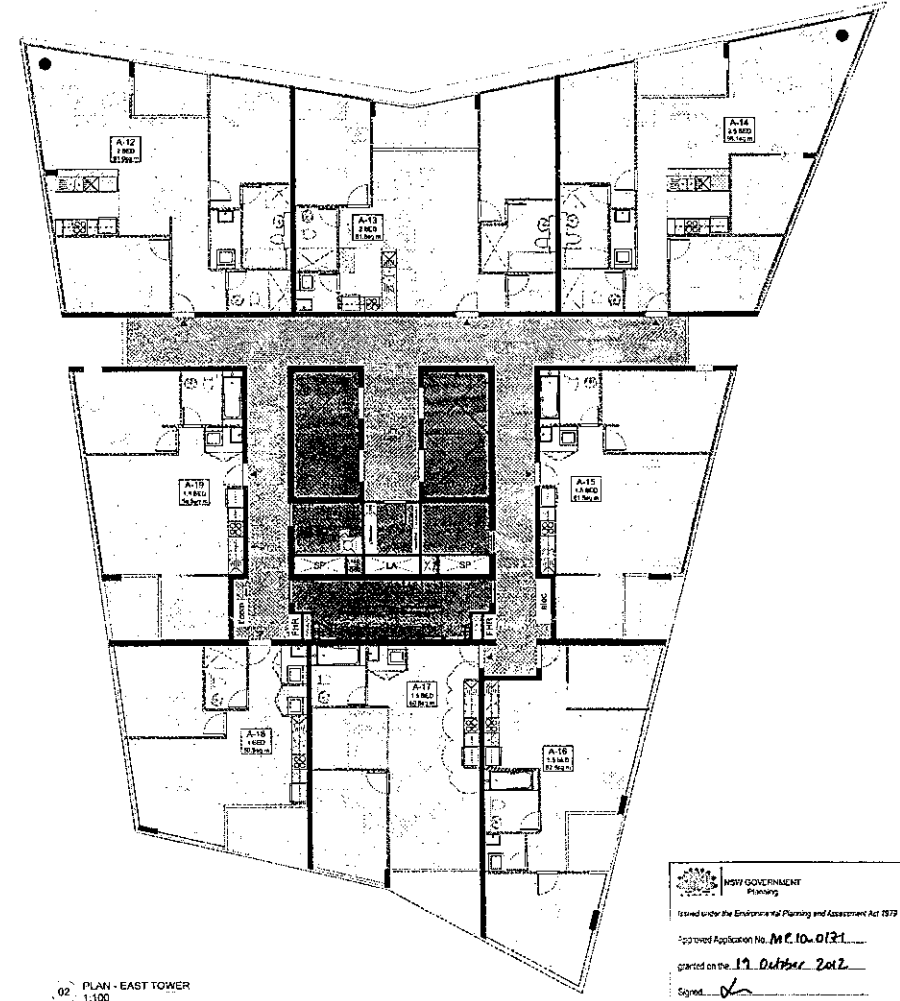
NEW GOVERNMENT
 Planning
 Based under the Environmental Planning and Assessment Act 1977
 Approved Application No. MP 10-0131
 granted on the 19 October 2012
 Signed [Signature]
 Sheet No. 12 of 18

MERITON MERITON PARTNERS LEVEL 11, MERITON TOWER 281-287 STREET, SYDNEY NSW PH: (61) 2 9230 4000 FAX: (61) 2 9230 4001 WWW.MERITONARCHITECTURE.COM.AU	PROJECT NO: A148 DRAWING NO: PLAN_LEVEL_01	DATE: 01/10/12 SCALE: 1:100	SHEET NO: 12 OF 18	PROJECT NAME: RIVERFRONT APARTMENTS 15-17 OCHRE STREET SYDNEY NSW	ARCHITECT: IUM HUTCHISON ARCHITECTS 15-17 OCHRE STREET SYDNEY NSW	ENGINEER: [Name] STRUCTURAL: [Name] MECHANICAL: [Name] ELECTRICAL: [Name] PLUMBING: [Name]	CONTRACTOR: [Name] TRADES: [Name]	PROJECT LOCATION: 15-17 OCHRE STREET, SYDNEY NSW PROJECT REFERENCE: A148	PROJECT STATUS: PRELIMINARY PROJECT PHASE: DESIGN	PROJECT NO: A148 DRAWING NO: PLAN_LEVEL_01 SHEET NO: 12 OF 18
	PROJECT NO: A148 DRAWING NO: PLAN_LEVEL_01	DATE: 01/10/12 SCALE: 1:100	SHEET NO: 12 OF 18	PROJECT NAME: RIVERFRONT APARTMENTS 15-17 OCHRE STREET SYDNEY NSW	ARCHITECT: IUM HUTCHISON ARCHITECTS 15-17 OCHRE STREET SYDNEY NSW	ENGINEER: [Name] STRUCTURAL: [Name] MECHANICAL: [Name] ELECTRICAL: [Name] PLUMBING: [Name]	CONTRACTOR: [Name] TRADES: [Name]	PROJECT LOCATION: 15-17 OCHRE STREET, SYDNEY NSW PROJECT REFERENCE: A148	PROJECT STATUS: PRELIMINARY PROJECT PHASE: DESIGN	PROJECT NO: A148 DRAWING NO: PLAN_LEVEL_01 SHEET NO: 12 OF 18

Section 1: 0000 - Environmental Assessment	
1.0000	Environmental Assessment
1.0100	1.0100 Environmental Assessment
1.0200	1.0200 Environmental Assessment
1.0300	1.0300 Environmental Assessment
1.0400	1.0400 Environmental Assessment
1.0500	1.0500 Environmental Assessment
1.0600	1.0600 Environmental Assessment
1.0700	1.0700 Environmental Assessment
1.0800	1.0800 Environmental Assessment
1.0900	1.0900 Environmental Assessment
1.1000	1.1000 Environmental Assessment
1.1100	1.1100 Environmental Assessment
1.1200	1.1200 Environmental Assessment
1.1300	1.1300 Environmental Assessment
1.1400	1.1400 Environmental Assessment
1.1500	1.1500 Environmental Assessment
1.1600	1.1600 Environmental Assessment
1.1700	1.1700 Environmental Assessment
1.1800	1.1800 Environmental Assessment
1.1900	1.1900 Environmental Assessment
1.2000	1.2000 Environmental Assessment



01 PLAN - WEST TOWER
1:100



02 PLAN - EAST TOWER
1:100

NSW GOVERNMENT
Planning

Issued under the Environmental Planning and Assessment Act 1979

Approved Application No. MP.10.0121

Granted on the 19 October 2012

Signed [Signature]

Sheet No. 14 of 58

MERITON
ARCHITECTS
LEVEL 11, MERITON TOWER
50 NEW STREET, SYDNEY
NSW
2000
TEL: (02) 9233 9000
WWW.MERITONARCHITECTS.COM.AU

NO.	REVISION	DATE
01	Issue for Tender	10/10/12
02	Issue for Construction	10/10/12

NO.	REVISION	DATE
01	Issue for Tender	10/10/12
02	Issue for Construction	10/10/12

NO.	REVISION	DATE
01	Issue for Tender	10/10/12
02	Issue for Construction	10/10/12

NO.	REVISION	DATE
01	Issue for Tender	10/10/12
02	Issue for Construction	10/10/12

NO.	REVISION	DATE
01	Issue for Tender	10/10/12
02	Issue for Construction	10/10/12

NO.	REVISION	DATE
01	Issue for Tender	10/10/12
02	Issue for Construction	10/10/12

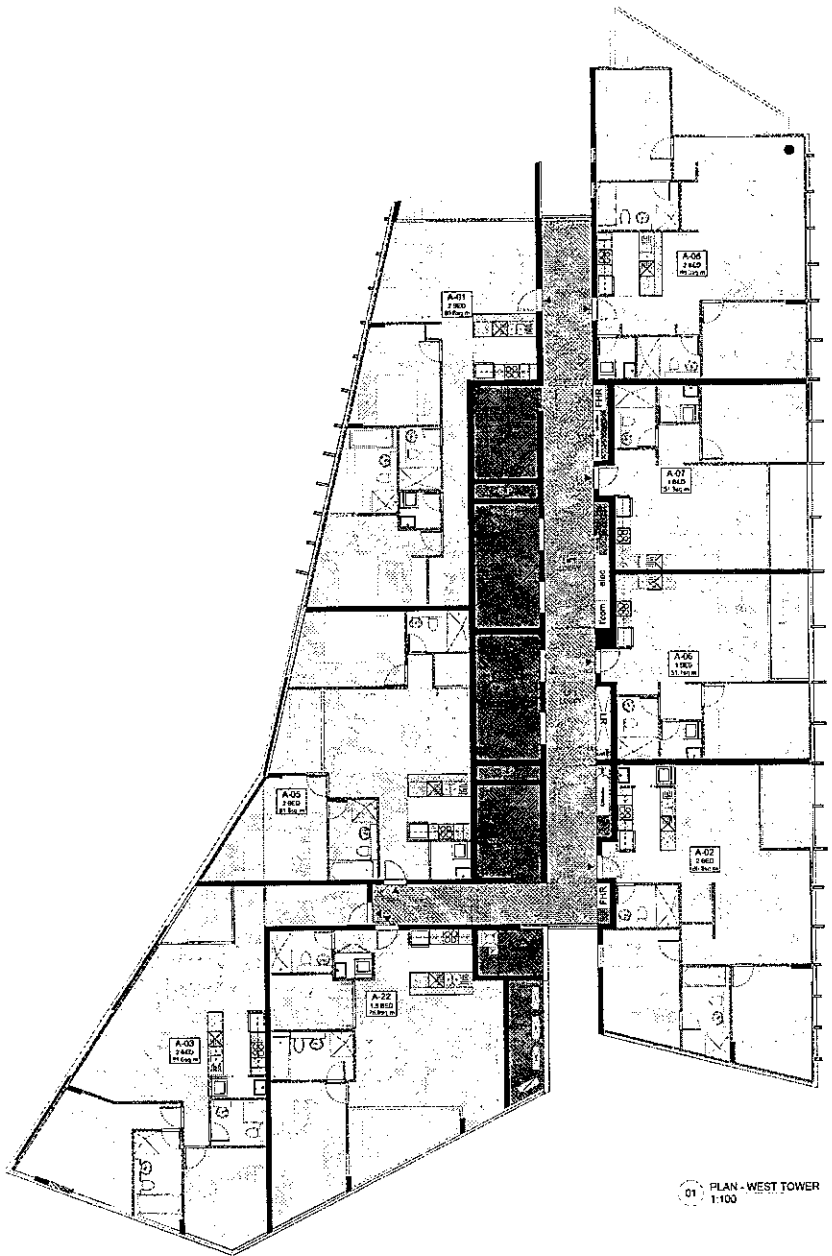
RIVERFRONT APARTMENTS
221 CHURCH STREET
PARRAMATTA NSW

Plan Levels 3-4, 14-15

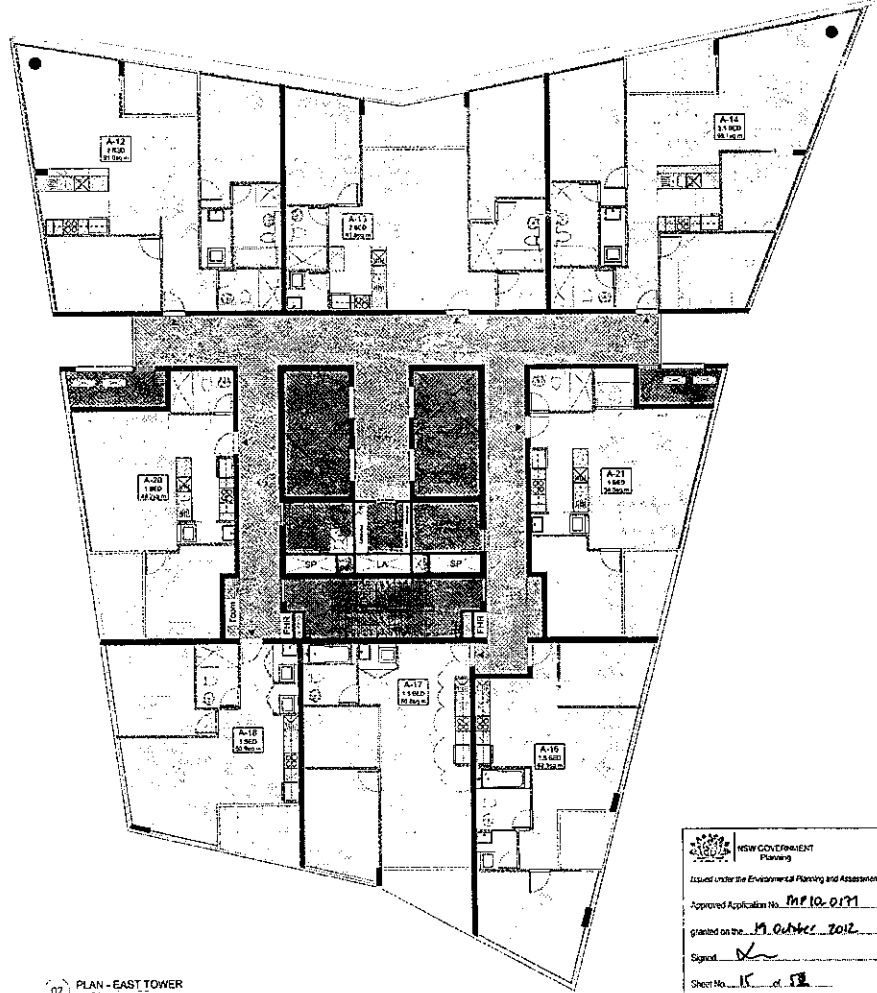
A150

REFERENCE SCALE 1:100


NO.	DESCRIPTION	DATE	BY	CHECKED
1	ISSUED FOR PERMIT	19/10/12
2
3
4
5
6
7
8
9
10



01 PLAN - WEST TOWER
1-100



02 PLAN - EAST TOWER
1-100


NSW GOVERNMENT
 Planning
 Issued under the Environmental Planning and Assessment Act 1979
 Approved Application No. MP10-0171
 granted on the 19 October 2012
 Signed: [Signature]
 Sheet No. 15 of 18


MERTON
 ARCHITECTS
 1/100-102/104 COLLEGE STREET
 SYDNEY NSW 2000
 T (61) 2 9551 4100
 F (61) 2 9551 4101
 WWW.MERTONARCHITECTS.COM.AU

NO.	DESCRIPTION	DATE	BY	CHECKED
1	ISSUED FOR PERMIT	19/10/12
2

NO.	DESCRIPTION	DATE	BY	CHECKED
1	ISSUED FOR PERMIT	19/10/12
2

NO.	DESCRIPTION	DATE	BY	CHECKED
1	ISSUED FOR PERMIT	19/10/12
2

NO.	DESCRIPTION	DATE	BY	CHECKED
1	ISSUED FOR PERMIT	19/10/12
2

NO.	DESCRIPTION	DATE	BY	CHECKED
1	ISSUED FOR PERMIT	19/10/12
2

NO.	DESCRIPTION	DATE	BY	CHECKED
1	ISSUED FOR PERMIT	19/10/12
2

NO.	DESCRIPTION	DATE	BY	CHECKED
1	ISSUED FOR PERMIT	19/10/12
2

NO.	DESCRIPTION	DATE	BY	CHECKED
1	ISSUED FOR PERMIT	19/10/12
2

NO.	DESCRIPTION	DATE	BY	CHECKED
1	ISSUED FOR PERMIT	19/10/12
2

NO.	DESCRIPTION	DATE	BY	CHECKED
1	ISSUED FOR PERMIT	19/10/12
2

NO.	DESCRIPTION	DATE	BY	CHECKED
1	ISSUED FOR PERMIT	19/10/12
2

NO.	DESCRIPTION	DATE	BY	CHECKED
1	ISSUED FOR PERMIT	19/10/12
2

NO.	DESCRIPTION	DATE	BY	CHECKED
1	ISSUED FOR PERMIT	19/10/12
2

NO.	DESCRIPTION	DATE	BY	CHECKED
1	ISSUED FOR PERMIT	19/10/12
2

NO.	DESCRIPTION	DATE	BY	CHECKED
1	ISSUED FOR PERMIT	19/10/12
2

NO.	DESCRIPTION	DATE	BY	CHECKED
1	ISSUED FOR PERMIT	19/10/12
2

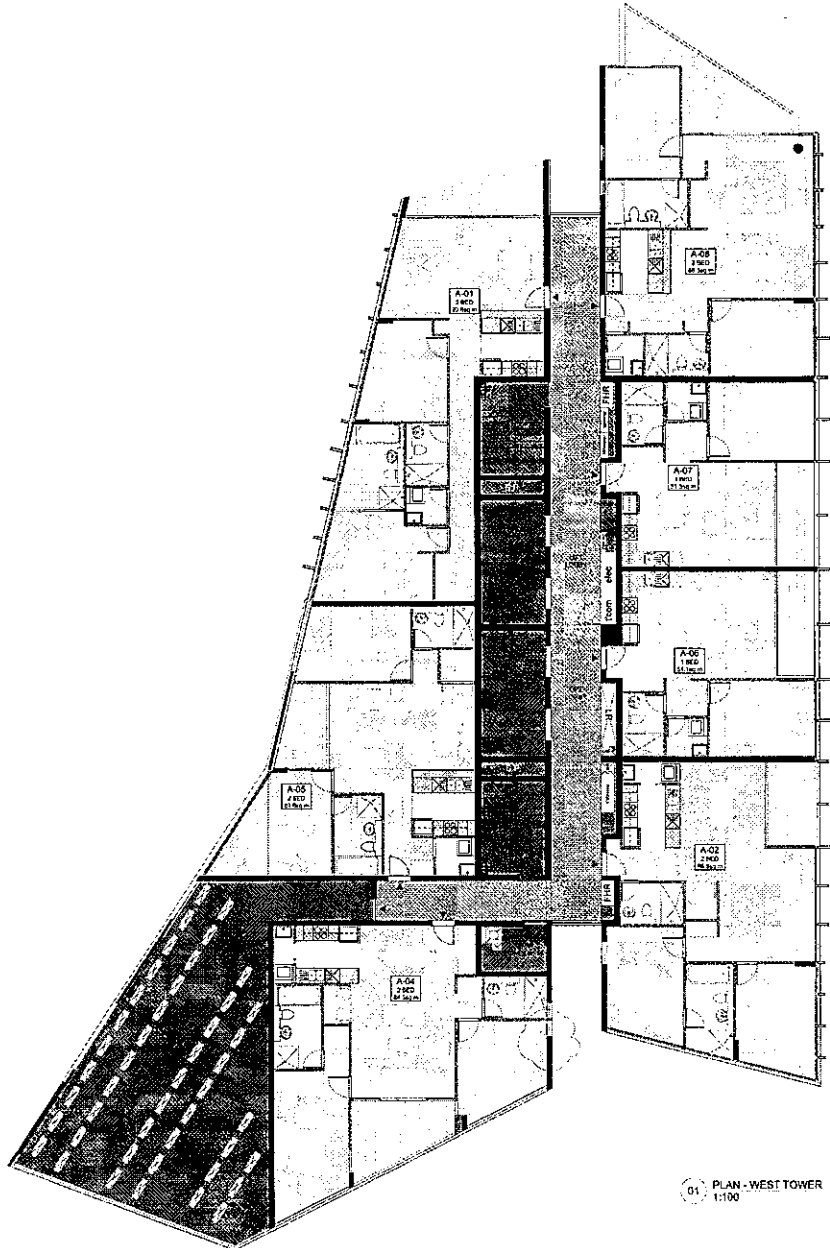
NO.	DESCRIPTION	DATE	BY	CHECKED
1	ISSUED FOR PERMIT	19/10/12
2

NO.	DESCRIPTION	DATE	BY	CHECKED
1	ISSUED FOR PERMIT	19/10/12
2

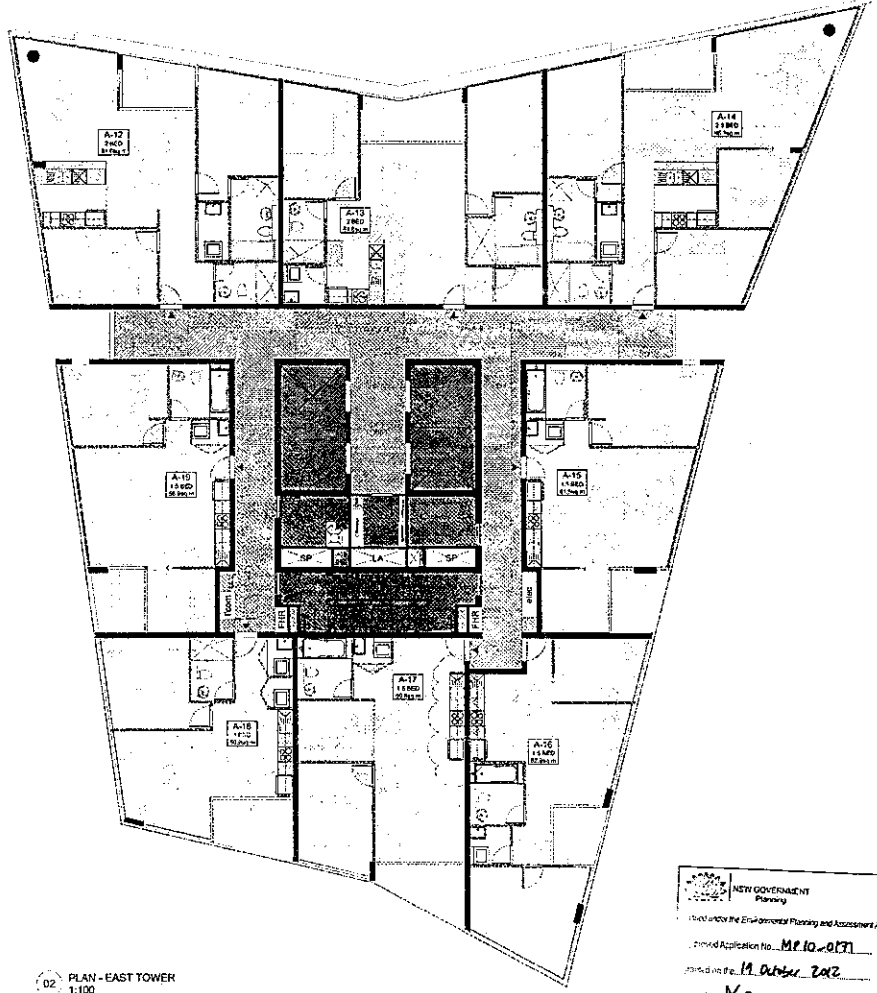


RIVERFRONT APARTMENTS
 AS CHARGED BY THE
 PLANNING AUTHORITY
 Plan Levels 5-7
 A151

REVISION	DATE	DESCRIPTION
1	10/11/12	ISSUED FOR PERMIT
2	10/11/12	ISSUED FOR PERMIT
3	10/11/12	ISSUED FOR PERMIT
4	10/11/12	ISSUED FOR PERMIT
5	10/11/12	ISSUED FOR PERMIT
6	10/11/12	ISSUED FOR PERMIT
7	10/11/12	ISSUED FOR PERMIT
8	10/11/12	ISSUED FOR PERMIT
9	10/11/12	ISSUED FOR PERMIT
10	10/11/12	ISSUED FOR PERMIT
11	10/11/12	ISSUED FOR PERMIT
12	10/11/12	ISSUED FOR PERMIT
13	10/11/12	ISSUED FOR PERMIT
14	10/11/12	ISSUED FOR PERMIT
15	10/11/12	ISSUED FOR PERMIT
16	10/11/12	ISSUED FOR PERMIT
17	10/11/12	ISSUED FOR PERMIT
18	10/11/12	ISSUED FOR PERMIT
19	10/11/12	ISSUED FOR PERMIT
20	10/11/12	ISSUED FOR PERMIT
21	10/11/12	ISSUED FOR PERMIT
22	10/11/12	ISSUED FOR PERMIT
23	10/11/12	ISSUED FOR PERMIT
24	10/11/12	ISSUED FOR PERMIT
25	10/11/12	ISSUED FOR PERMIT
26	10/11/12	ISSUED FOR PERMIT
27	10/11/12	ISSUED FOR PERMIT
28	10/11/12	ISSUED FOR PERMIT
29	10/11/12	ISSUED FOR PERMIT
30	10/11/12	ISSUED FOR PERMIT



01 PLAN - WEST TOWER 1:100

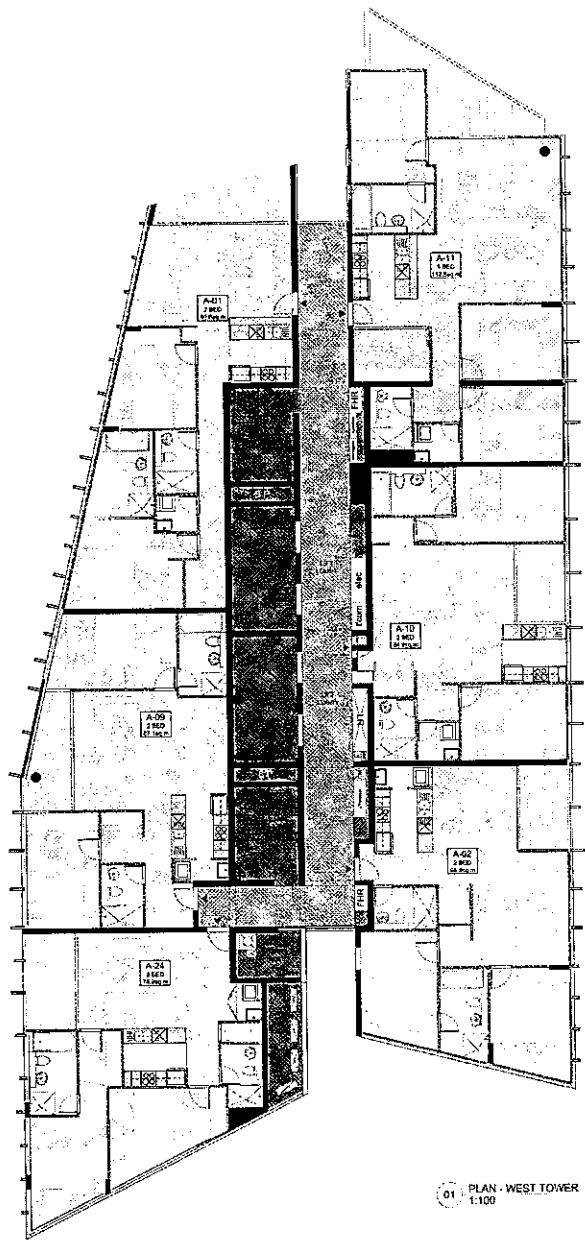


02 PLAN - EAST TOWER 1:100

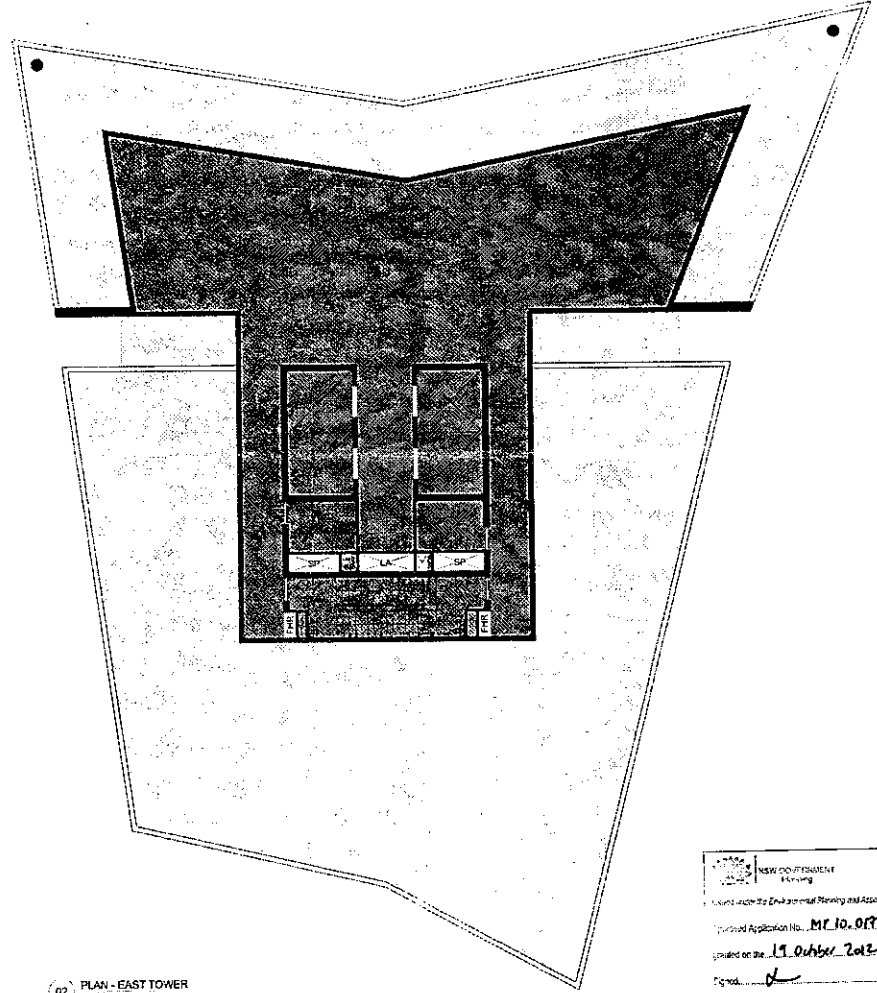
NEW GOVERNMENT
Planning
I used to be the Environmental Planning and Assessment Act 1973
Final Application No. MP10-0171
This is on file 11 October 2012
Signed K
Date 17 Oct 12

MERITON MERITON APARTMENTS LEVEL 16 MERITON TOWER 307 FANT STREET, SYDNEY NSW TONY CARD ARCHITECTURE PTY LTD LEVEL 11, 2 COLLEGE STREET, SYDNEY NSW 1 HERBERT STREET SYDNEY, NSW 2000	DATE: 10/11/12 DRAWN BY: [Name] CHECKED BY: [Name] PROJECT NO: [Number]	SHEET NO: 16 TOTAL SHEETS: [Number]	PROJECT NO: [Number]	DRAWING NO: [Number]	SCALE: 1:100 DATE: 10/11/12 DRAWN BY: [Name]	CHECKED BY: [Name]	APPROVED BY: [Name]	TITLE: RIVERFRONT APARTMENTS 307 FANT STREET SYDNEY NSW Plan_Level 16 A153	PROJECT NO: [Number] SHEET NO: 16 TOTAL SHEETS: [Number]
	CLIENT: [Name] PROJECT: [Name]	ARCHITECT: [Name]	ENGINEER: [Name]	STRUCTURAL: [Name]	MECHANICAL: [Name]	ELECTRICAL: [Name]	PLUMBING: [Name]	LANDSCAPE: [Name]	SCALE: 1:100 DATE: 10/11/12 DRAWN BY: [Name]
	CONTRACT NO: [Number]	DRAWING NO: [Number]	SHEET NO: 16 TOTAL SHEETS: [Number]	PROJECT NO: [Number]	DRAWING NO: [Number]	SCALE: 1:100 DATE: 10/11/12 DRAWN BY: [Name]	CHECKED BY: [Name]	APPROVED BY: [Name]	TITLE: RIVERFRONT APARTMENTS 307 FANT STREET SYDNEY NSW Plan_Level 16 A153

NO.	REVISION	DATE	BY	CHKD.
1	ISSUED FOR PERMIT	2012/12/31	TH	TH
2	REVISED PER PERMIT COMMENTS	2013/01/08	TH	TH
3	REVISED PER PERMIT COMMENTS	2013/01/08	TH	TH
4	REVISED PER PERMIT COMMENTS	2013/01/08	TH	TH
5	REVISED PER PERMIT COMMENTS	2013/01/08	TH	TH
6	REVISED PER PERMIT COMMENTS	2013/01/08	TH	TH
7	REVISED PER PERMIT COMMENTS	2013/01/08	TH	TH
8	REVISED PER PERMIT COMMENTS	2013/01/08	TH	TH
9	REVISED PER PERMIT COMMENTS	2013/01/08	TH	TH
10	REVISED PER PERMIT COMMENTS	2013/01/08	TH	TH



01 PLAN - WEST TOWER
1:100



02 PLAN - EAST TOWER
1:100

NEW DEVELOPMENT
Planning
Issued under the Environmental Planning and Assessment Act 1979
Controlled Application No. MP 10.0071
Issued on the 19 October 2012
Signed: [Signature]
Sheet No. 21 of 18

MERITON
 MERITON APARTMENTS
 LEVEL 1, 15 GARDEN STREET, SYDNEY
 15 GARDEN STREET, SYDNEY
 NSW 1585
 T 02 9550 6600
 WWW.MERITONAPARTMENTS.COM.AU

NO.	REVISION	DATE	BY	CHKD.
1	ISSUED FOR PERMIT	2012/12/31	TH	TH
2	REVISED PER PERMIT COMMENTS	2013/01/08	TH	TH
3	REVISED PER PERMIT COMMENTS	2013/01/08	TH	TH
4	REVISED PER PERMIT COMMENTS	2013/01/08	TH	TH
5	REVISED PER PERMIT COMMENTS	2013/01/08	TH	TH
6	REVISED PER PERMIT COMMENTS	2013/01/08	TH	TH
7	REVISED PER PERMIT COMMENTS	2013/01/08	TH	TH
8	REVISED PER PERMIT COMMENTS	2013/01/08	TH	TH
9	REVISED PER PERMIT COMMENTS	2013/01/08	TH	TH
10	REVISED PER PERMIT COMMENTS	2013/01/08	TH	TH

NO.	REVISION	DATE	BY	CHKD.
1	ISSUED FOR PERMIT	2012/12/31	TH	TH
2	REVISED PER PERMIT COMMENTS	2013/01/08	TH	TH
3	REVISED PER PERMIT COMMENTS	2013/01/08	TH	TH
4	REVISED PER PERMIT COMMENTS	2013/01/08	TH	TH
5	REVISED PER PERMIT COMMENTS	2013/01/08	TH	TH
6	REVISED PER PERMIT COMMENTS	2013/01/08	TH	TH
7	REVISED PER PERMIT COMMENTS	2013/01/08	TH	TH
8	REVISED PER PERMIT COMMENTS	2013/01/08	TH	TH
9	REVISED PER PERMIT COMMENTS	2013/01/08	TH	TH
10	REVISED PER PERMIT COMMENTS	2013/01/08	TH	TH

NO.	REVISION	DATE	BY	CHKD.
1	ISSUED FOR PERMIT	2012/12/31	TH	TH
2	REVISED PER PERMIT COMMENTS	2013/01/08	TH	TH
3	REVISED PER PERMIT COMMENTS	2013/01/08	TH	TH
4	REVISED PER PERMIT COMMENTS	2013/01/08	TH	TH
5	REVISED PER PERMIT COMMENTS	2013/01/08	TH	TH
6	REVISED PER PERMIT COMMENTS	2013/01/08	TH	TH
7	REVISED PER PERMIT COMMENTS	2013/01/08	TH	TH
8	REVISED PER PERMIT COMMENTS	2013/01/08	TH	TH
9	REVISED PER PERMIT COMMENTS	2013/01/08	TH	TH
10	REVISED PER PERMIT COMMENTS	2013/01/08	TH	TH

NO.	REVISION	DATE	BY	CHKD.
1	ISSUED FOR PERMIT	2012/12/31	TH	TH
2	REVISED PER PERMIT COMMENTS	2013/01/08	TH	TH
3	REVISED PER PERMIT COMMENTS	2013/01/08	TH	TH
4	REVISED PER PERMIT COMMENTS	2013/01/08	TH	TH
5	REVISED PER PERMIT COMMENTS	2013/01/08	TH	TH
6	REVISED PER PERMIT COMMENTS	2013/01/08	TH	TH
7	REVISED PER PERMIT COMMENTS	2013/01/08	TH	TH
8	REVISED PER PERMIT COMMENTS	2013/01/08	TH	TH
9	REVISED PER PERMIT COMMENTS	2013/01/08	TH	TH
10	REVISED PER PERMIT COMMENTS	2013/01/08	TH	TH

NO.	REVISION	DATE	BY	CHKD.
1	ISSUED FOR PERMIT	2012/12/31	TH	TH
2	REVISED PER PERMIT COMMENTS	2013/01/08	TH	TH
3	REVISED PER PERMIT COMMENTS	2013/01/08	TH	TH
4	REVISED PER PERMIT COMMENTS	2013/01/08	TH	TH
5	REVISED PER PERMIT COMMENTS	2013/01/08	TH	TH
6	REVISED PER PERMIT COMMENTS	2013/01/08	TH	TH
7	REVISED PER PERMIT COMMENTS	2013/01/08	TH	TH
8	REVISED PER PERMIT COMMENTS	2013/01/08	TH	TH
9	REVISED PER PERMIT COMMENTS	2013/01/08	TH	TH
10	REVISED PER PERMIT COMMENTS	2013/01/08	TH	TH

NO.	REVISION	DATE	BY	CHKD.
1	ISSUED FOR PERMIT	2012/12/31	TH	TH
2	REVISED PER PERMIT COMMENTS	2013/01/08	TH	TH
3	REVISED PER PERMIT COMMENTS	2013/01/08	TH	TH
4	REVISED PER PERMIT COMMENTS	2013/01/08	TH	TH
5	REVISED PER PERMIT COMMENTS	2013/01/08	TH	TH
6	REVISED PER PERMIT COMMENTS	2013/01/08	TH	TH
7	REVISED PER PERMIT COMMENTS	2013/01/08	TH	TH
8	REVISED PER PERMIT COMMENTS	2013/01/08	TH	TH
9	REVISED PER PERMIT COMMENTS	2013/01/08	TH	TH
10	REVISED PER PERMIT COMMENTS	2013/01/08	TH	TH

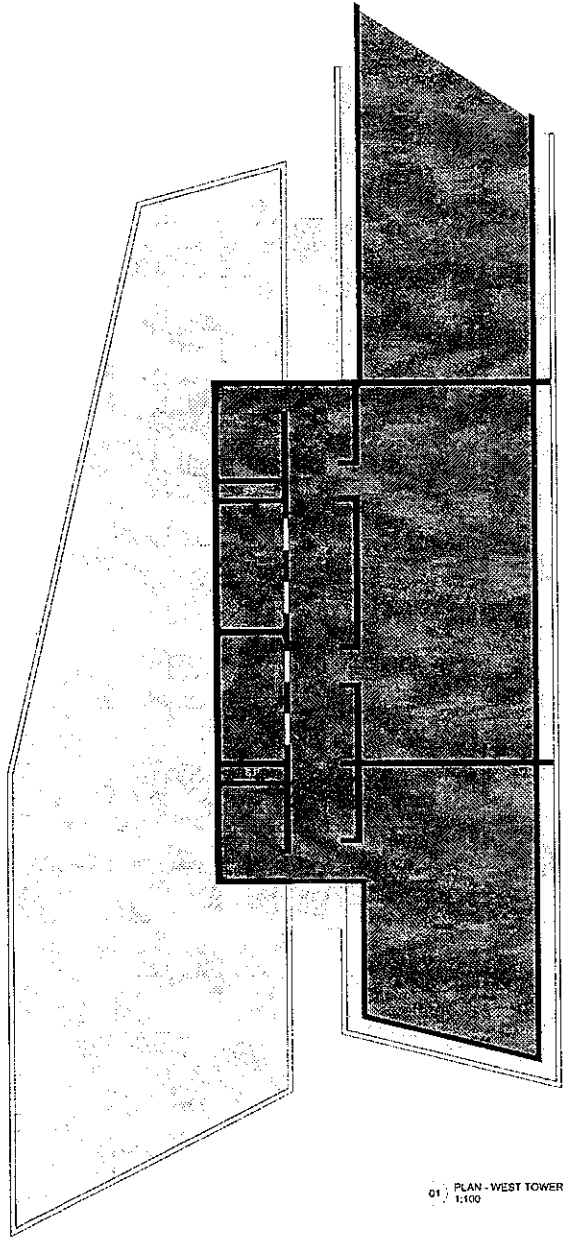
NO.	REVISION	DATE	BY	CHKD.
1	ISSUED FOR PERMIT	2012/12/31	TH	TH
2	REVISED PER PERMIT COMMENTS	2013/01/08	TH	TH
3	REVISED PER PERMIT COMMENTS	2013/01/08	TH	TH
4	REVISED PER PERMIT COMMENTS	2013/01/08	TH	TH
5	REVISED PER PERMIT COMMENTS	2013/01/08	TH	TH
6	REVISED PER PERMIT COMMENTS	2013/01/08	TH	TH
7	REVISED PER PERMIT COMMENTS	2013/01/08	TH	TH
8	REVISED PER PERMIT COMMENTS	2013/01/08	TH	TH
9	REVISED PER PERMIT COMMENTS	2013/01/08	TH	TH
10	REVISED PER PERMIT COMMENTS	2013/01/08	TH	TH

NO.	REVISION	DATE	BY	CHKD.
1	ISSUED FOR PERMIT	2012/12/31	TH	TH
2	REVISED PER PERMIT COMMENTS	2013/01/08	TH	TH
3	REVISED PER PERMIT COMMENTS	2013/01/08	TH	TH
4	REVISED PER PERMIT COMMENTS	2013/01/08	TH	TH
5	REVISED PER PERMIT COMMENTS	2013/01/08	TH	TH
6	REVISED PER PERMIT COMMENTS	2013/01/08	TH	TH
7	REVISED PER PERMIT COMMENTS	2013/01/08	TH	TH
8	REVISED PER PERMIT COMMENTS	2013/01/08	TH	TH
9	REVISED PER PERMIT COMMENTS	2013/01/08	TH	TH
10	REVISED PER PERMIT COMMENTS	2013/01/08	TH	TH

REFERENCE SCALE 1:100
 0 5 10 15 20

RIVERFRONT APARTMENTS
 15 GARDEN STREET
 SYDNEY NSW 1585
 Plan Levels 23
 A157

NO.	REVISION	DATE	BY	CHECKED BY
1	ISSUED FOR PERMIT	20/10/2012	[Signature]	[Signature]
2	REVISED PER COMMENTS	23/10/2012	[Signature]	[Signature]
3	REVISED PER COMMENTS	23/10/2012	[Signature]	[Signature]
4	REVISED PER COMMENTS	23/10/2012	[Signature]	[Signature]
5	REVISED PER COMMENTS	23/10/2012	[Signature]	[Signature]
6	REVISED PER COMMENTS	23/10/2012	[Signature]	[Signature]
7	REVISED PER COMMENTS	23/10/2012	[Signature]	[Signature]
8	REVISED PER COMMENTS	23/10/2012	[Signature]	[Signature]
9	REVISED PER COMMENTS	23/10/2012	[Signature]	[Signature]
10	REVISED PER COMMENTS	23/10/2012	[Signature]	[Signature]



01 PLAN - WEST TOWER
1:100

02 PLAN - EAST TOWER
1:100

NEW GOVERNMENT
Review
Issued under the Environmental Planning and Assessment Act 1979
Approved Application No. Mf.10.0121
Signed on the 19 October 2012
Signed [Signature]
Doc No. 23 of 08

MERITON
 MERITON APARTMENTS
 LEVEL 35, MERITON TOWER
 CORNER D'ARCY STREET
 BY
 TONY GARDNER ARCHITECTURE PTY LTD
 LEVEL 3, 7 GLEN BY THE BOWEN POINT
 NEWCASTLE NSW 2305
 T 084909 89422
 WWW.TONGARDNERARCHITECTURE.COM.AU

NO.	REVISION	DATE	BY	CHECKED BY
1	ISSUED FOR PERMIT	20/10/2012	[Signature]	[Signature]
2	REVISED PER COMMENTS	23/10/2012	[Signature]	[Signature]
3	REVISED PER COMMENTS	23/10/2012	[Signature]	[Signature]
4	REVISED PER COMMENTS	23/10/2012	[Signature]	[Signature]
5	REVISED PER COMMENTS	23/10/2012	[Signature]	[Signature]

NO.	REVISION	DATE	BY	CHECKED BY
1	ISSUED FOR PERMIT	20/10/2012	[Signature]	[Signature]
2	REVISED PER COMMENTS	23/10/2012	[Signature]	[Signature]
3	REVISED PER COMMENTS	23/10/2012	[Signature]	[Signature]
4	REVISED PER COMMENTS	23/10/2012	[Signature]	[Signature]
5	REVISED PER COMMENTS	23/10/2012	[Signature]	[Signature]

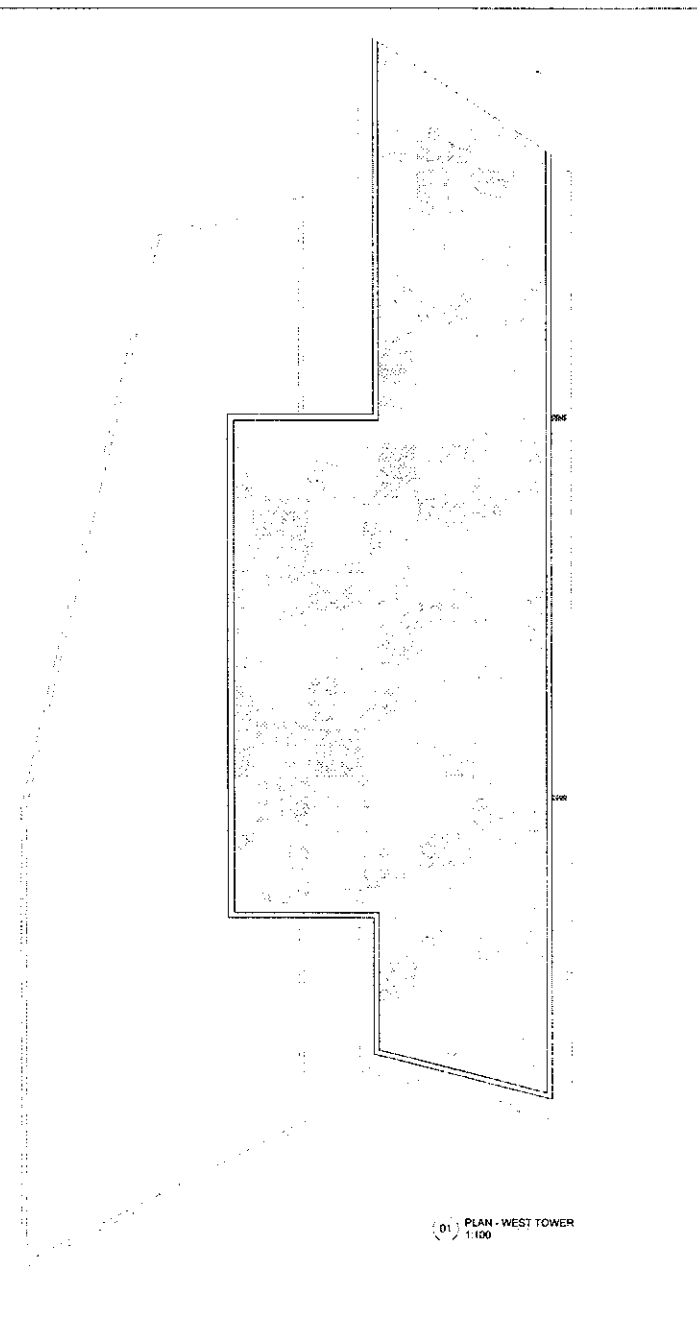
NO.	REVISION	DATE	BY	CHECKED BY
1	ISSUED FOR PERMIT	20/10/2012	[Signature]	[Signature]
2	REVISED PER COMMENTS	23/10/2012	[Signature]	[Signature]
3	REVISED PER COMMENTS	23/10/2012	[Signature]	[Signature]
4	REVISED PER COMMENTS	23/10/2012	[Signature]	[Signature]
5	REVISED PER COMMENTS	23/10/2012	[Signature]	[Signature]

NOTES:
 1. DO NOT SCALE OFF THIS DRAWING. USE PROVIDED DIMENSIONS ONLY. VERIFY ALL DIMENSIONS ON SITE AND FIELD. BE AWARE OF ANY DISCREPANCIES. PARTICULARS CONCERNING THIS DRAWING AND THE RELATED EXISTING PLANS ARE THE PROPERTY OF THE CONSULTING ENGINEER. SUBJECT TO THE TERMS AND CONDITIONS OF THE AGREEMENT BETWEEN THE ENGINEER AND HIS CLIENT, THE ENGINEER ACCEPTS NO LIABILITY FOR ANY ERRORS OR OMISSIONS IN THIS DRAWING OR FOR ANY CONSEQUENCES ARISING FROM THE USE OF THIS DRAWING. THE ENGINEER'S OBLIGATION IS LIMITED TO THE SERVICES PROVIDED AND DOES NOT EXTEND TO ANY OTHER SERVICES OR TO ANY OTHER PARTS OF THE PROJECT. THE ENGINEER'S OBLIGATION IS LIMITED TO THE SERVICES PROVIDED AND DOES NOT EXTEND TO ANY OTHER SERVICES OR TO ANY OTHER PARTS OF THE PROJECT.




RIVERFRONT APARTMENTS			DATE: 20/10/2012	SCALE: 1:100	NO. OF SHEETS: 12	SHEET NO.: 12
170 D'ARCY STREET NEWCASTLE NSW 2305			PROJECT NO.: Mf.10.0121	DATE OF ISSUE: 20/10/2012	PROJECT TYPE: APARTMENTS	PROJECT LOCATION: 170 D'ARCY STREET, NEWCASTLE NSW 2305
Plan_Level 35			A159			

NO.	REVISION	DATE	BY	CHKD.	APPD.
1	ISSUED FOR PERMIT	19/10/2012	T.HU	T.HU	T.HU
2	REVISED PER PLAN LEVEL 36	19/10/2012	T.HU	T.HU	T.HU
3	REVISED PER PLAN LEVEL 36	19/10/2012	T.HU	T.HU	T.HU
4	REVISED PER PLAN LEVEL 36	19/10/2012	T.HU	T.HU	T.HU
5	REVISED PER PLAN LEVEL 36	19/10/2012	T.HU	T.HU	T.HU



01 PLAN - WEST TOWER
1:100



02 PLAN - EAST TOWER
1:100

NEW SOUTH WALES GOVERNMENT
Planning

Under the Environmental Planning and Assessment Act 1979

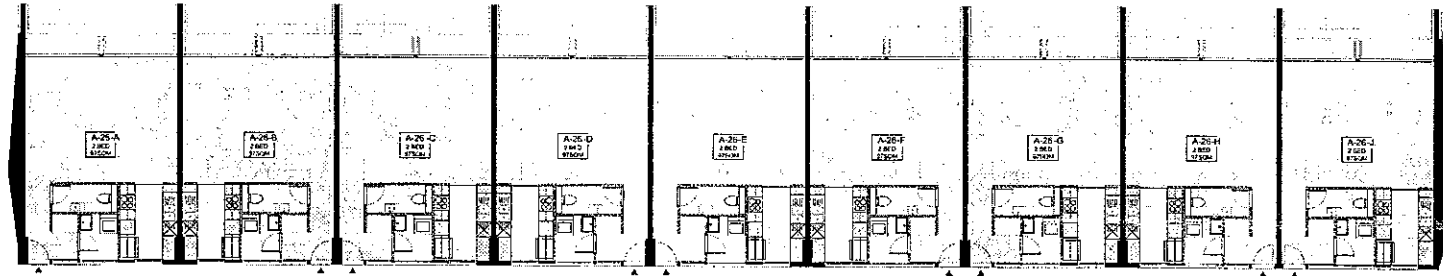
Development Application No. M210.0011

Submitted on the 19 October 2012

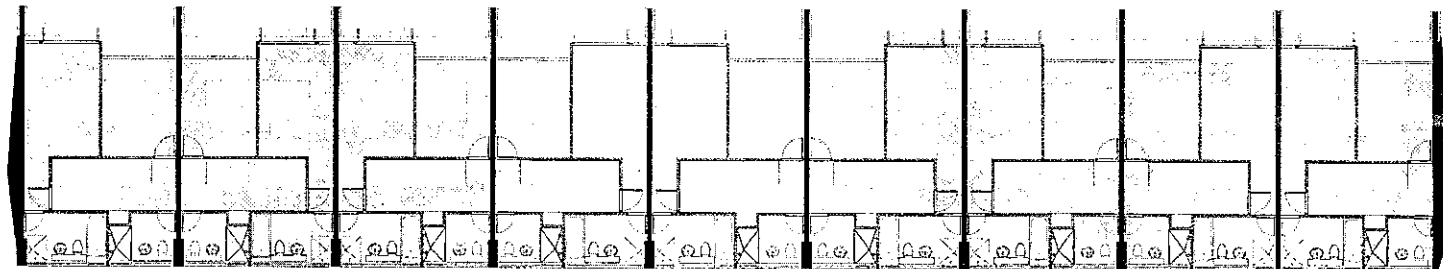
Drawn by [Signature]

Scale 29 of 59

<p>MERITON APARTMENTS LEVEL 36 RIVERFRONT 135 KENT STREET, SYDNEY NSW 2011</p> <p>FORN FANO ARCHITECTURE PTY LTD LEVEL 1, 100 QUEEN ST, SYDNEY NSW 2000 AUSTRALIA T: 02 9250 1000 WWW.FORNFANO.COM.AU</p>	<p>DATE: 19/10/2012</p> <p>SCALE: 1:100</p> <p>PROJECT: RIVERFRONT APARTMENTS</p> <p>PLAN: PLAN LEVEL 36</p>	<p>ARCHITECT: TOM HU</p> <p>PROJECT MANAGER: T.HU</p> <p>CLIENT: MERITON APARTMENTS</p>	<p>DO NOT SCALE OFF THIS DRAWING. USE COORDINATES AND DIMENSIONS TO LOCATE ALL DIMENSIONS. THE DIMENSIONS SHOWN ON THIS DRAWING ARE THE DIMENSIONS OF THE FINISHED WORK. THE DIMENSIONS OF THE UNFINISHED WORK ARE SHOWN IN PARENTHESIS. THE DIMENSIONS OF THE UNFINISHED WORK ARE SHOWN IN PARENTHESIS. THE DIMENSIONS OF THE UNFINISHED WORK ARE SHOWN IN PARENTHESIS.</p>	<p>GRAPHIC AND SPECIFICATION BOARD TO ALLOW FOR REVISIONS TO ALL DIMENSIONS. DIMENSIONS TO ALL DIMENSIONS. DIMENSIONS TO ALL DIMENSIONS. DIMENSIONS TO ALL DIMENSIONS. DIMENSIONS TO ALL DIMENSIONS.</p>	<p>NEW SOUTH WALES GOVERNMENT PLANNING SCALE 1:100</p>	<p>RIVERFRONT APARTMENTS LEVEL 36 RIVERFRONT 135 KENT STREET, SYDNEY NSW 2011</p>	<p>NO. 1 360</p> <p>NO. 41</p> <p>NO. 1</p> <p>NO. 1</p>	<p>NO. 1</p> <p>NO. 1</p> <p>NO. 1</p> <p>NO. 1</p>	<p>NO. 1</p> <p>NO. 1</p> <p>NO. 1</p> <p>NO. 1</p>



01 PODIUM TERRACES - LOWER
1:100



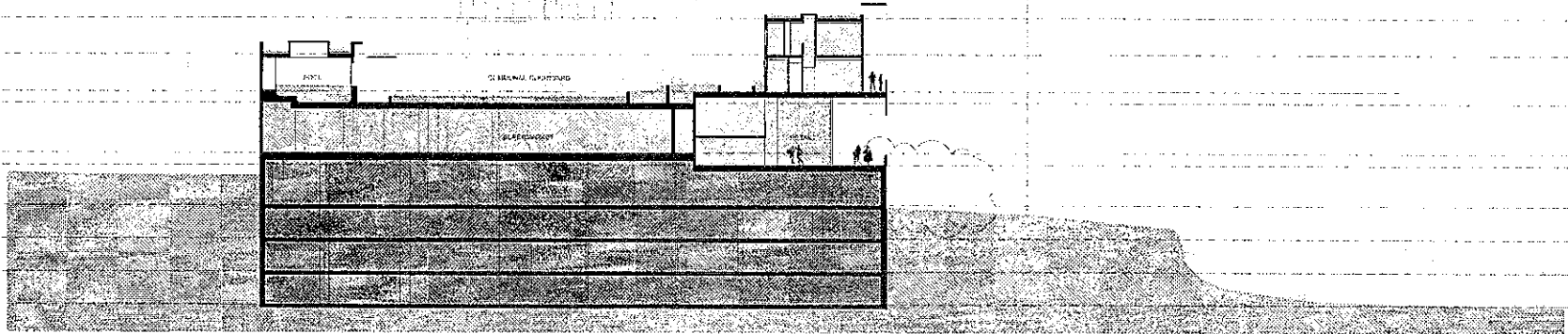
02 PODIUM TERRACES - UPPER
1:100

NSW GOVERNMENT
Planning
NSW Government Planning and Assessment Act 1979
Development Application No. ME10/0191
dated on the 19 October 2012
of 10 12

NO.	REVISION	DATE	BY	CHKD BY
1	ISSUED FOR PERMIT	19/10/12
2
3
4
5
6
7
8
9
10

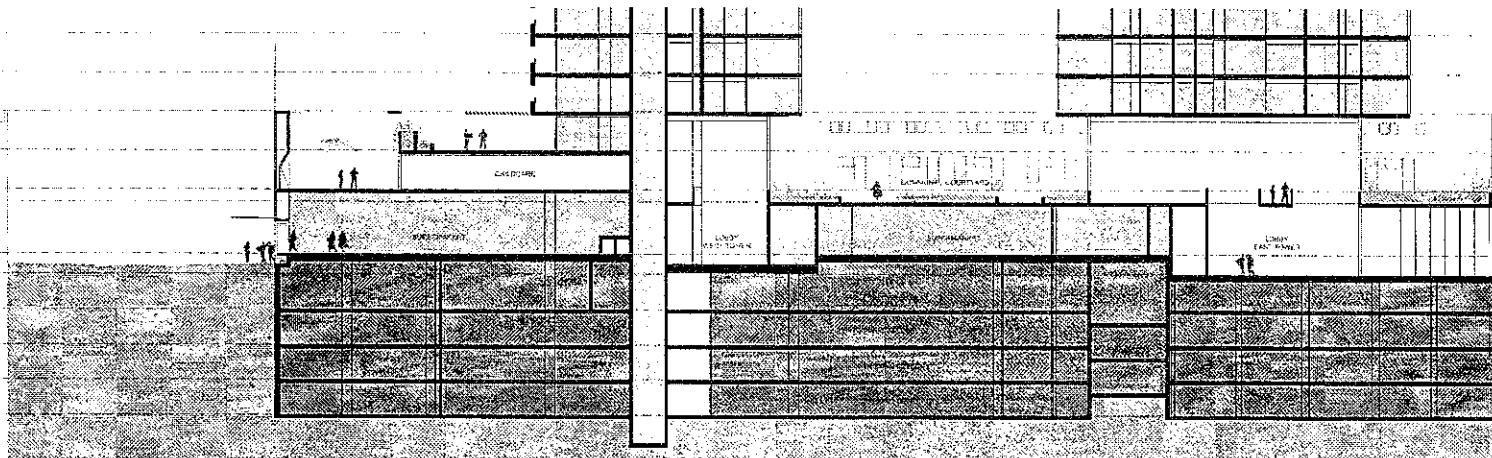
<p>MERITON ARCHITECTURE LEVEL 11, 175 ST ALBANS ROAD SYDNEY NSW 2015 TEL: (02) 9550 6600 WWW.MERITONARCHITECTURE.COM.AU</p>	<p>PROJECT NO. 101010101</p> <p>DATE: 19/10/12</p> <p>SCALE: 1:100</p>	<p>SECTION: 01</p>	<p>DATE: 19/10/12</p>	<p>BY: [Signature]</p>	<p>CHKD BY: [Signature]</p>	<p>DO NOT SCALE OFF THIS DRAWING. USE DIMENSIONS SHOWN ON DRAWING. ALL DIMENSIONS ARE IN METERS UNLESS OTHERWISE SPECIFIED. DIMENSIONS TO FACE UNLESS OTHERWISE SPECIFIED. DIMENSIONS TO CENTERLINE UNLESS OTHERWISE SPECIFIED. DIMENSIONS TO SURFACE UNLESS OTHERWISE SPECIFIED. DIMENSIONS TO FINISH UNLESS OTHERWISE SPECIFIED. DIMENSIONS TO CENTERLINE UNLESS OTHERWISE SPECIFIED. DIMENSIONS TO SURFACE UNLESS OTHERWISE SPECIFIED. DIMENSIONS TO FINISH UNLESS OTHERWISE SPECIFIED.</p>	<p>DO NOT SCALE OFF THIS DRAWING. USE DIMENSIONS SHOWN ON DRAWING. ALL DIMENSIONS ARE IN METERS UNLESS OTHERWISE SPECIFIED. DIMENSIONS TO FACE UNLESS OTHERWISE SPECIFIED. DIMENSIONS TO CENTERLINE UNLESS OTHERWISE SPECIFIED. DIMENSIONS TO SURFACE UNLESS OTHERWISE SPECIFIED. DIMENSIONS TO FINISH UNLESS OTHERWISE SPECIFIED.</p>	<p>DESIGNED AND SPECIFICATED BY: [Name] DRAWN BY: [Name] CHECKED BY: [Name] DATE: 19/10/12</p>	<p>REFERENCE SCALE 1:100</p>	<p>RIVERFRONT APARTMENTS 175 ST ALBANS ROAD SYDNEY NSW 2015</p>	<p>PLAN: Podium Terraces</p>	<p>A161</p>

LEVEL 5 26.4 m AHD
 LEVEL 4 23.9 m AHD
 LEVEL 3 20.2 m AHD
 LEVEL 2 17.1 m AHD
 PODIUM LEVEL +1 14 m AHD
 PODIUM LEVEL -1 11 m AHD
 GROUND FLOOR 8.0 m AHD
 ET LOBBY 7.6 m AHD
 PARKING LEVEL 01 4.4 m AHD
 PARKING LEVEL 02 1.6 m AHD
 PARKING LEVEL 03 -1.2 m AHD
 PARKING LEVEL 04 -4 m AHD



01 SHORT SECTION LOOKING WEST
1:200 (B1)

LEVEL 5 21.4 m AHD
 LEVEL 4 21.3 m AHD
 LEVEL 3 20.2 m AHD
 LEVEL 2 17.1 m AHD
 PODIUM LEVEL +1 14 m AHD
 PODIUM LEVEL -1 11 m AHD
 GROUND FLOOR 8.0 m AHD
 ET LOBBY 7.2 m AHD
 PARKING LEVEL 01 4.4 m AHD
 PARKING LEVEL 02 1.6 m AHD
 PARKING LEVEL 03 1.2 m AHD
 PARKING LEVEL 04 -4 m AHD



02 LONG SECTION LOOKING NORTH
1:200 (B1)

M. C. D. T. 1988
 Registered Professional Engineer
 License No. 1988
 Project Application No. MC10/0171
 Issued on the 14 October 2012
 Drawn by [Signature]
 Date 26 of 08

MERITON
 RIVERFRONT APARTMENTS
 LEVEL 10 NORTH TOWER
 300 RIVER STREET SYDNEY
 NSW 2000
 100Y GARD ARCHITECTURE PTY LTD
 LEVEL 10 NORTH TOWER
 300 RIVER STREET SYDNEY
 NSW 2000
 100Y GARD ARCHITECTURE PTY LTD

NO.	DESCRIPTION	DATE	BY	CHECKED BY
1	Issue for tender	10/08/12	[Signature]	[Signature]
2	Issue for construction	10/08/12	[Signature]	[Signature]
3	Issue for construction	10/08/12	[Signature]	[Signature]
4	Issue for construction	10/08/12	[Signature]	[Signature]

NO.	DESCRIPTION	DATE	BY	CHECKED BY
1	Issue for tender	10/08/12	[Signature]	[Signature]
2	Issue for construction	10/08/12	[Signature]	[Signature]
3	Issue for construction	10/08/12	[Signature]	[Signature]
4	Issue for construction	10/08/12	[Signature]	[Signature]


NO.	DESCRIPTION	DATE	BY	CHECKED BY
1	Issue for tender	10/08/12	[Signature]	[Signature]
2	Issue for construction	10/08/12	[Signature]	[Signature]
3	Issue for construction	10/08/12	[Signature]	[Signature]
4	Issue for construction	10/08/12	[Signature]	[Signature]

DO NOT SCALE OFF THIS DRAWING. USE DIMENSIONS SHOWN ON THE DRAWING. DIMENSIONS SHOWN ON THE DRAWING TAKE PRECEDENCE OVER DIMENSIONS SHOWN ON THE SITE PLAN. DIMENSIONS SHOWN ON THE SITE PLAN TAKE PRECEDENCE OVER DIMENSIONS SHOWN ON THE ARCHITECTURAL DRAWING. DIMENSIONS SHOWN ON THE ARCHITECTURAL DRAWING TAKE PRECEDENCE OVER DIMENSIONS SHOWN ON THE STRUCTURAL DRAWING. DIMENSIONS SHOWN ON THE STRUCTURAL DRAWING TAKE PRECEDENCE OVER DIMENSIONS SHOWN ON THE MECHANICAL DRAWING. DIMENSIONS SHOWN ON THE MECHANICAL DRAWING TAKE PRECEDENCE OVER DIMENSIONS SHOWN ON THE ELECTRICAL DRAWING. DIMENSIONS SHOWN ON THE ELECTRICAL DRAWING TAKE PRECEDENCE OVER DIMENSIONS SHOWN ON THE PLUMBING DRAWING. DIMENSIONS SHOWN ON THE PLUMBING DRAWING TAKE PRECEDENCE OVER DIMENSIONS SHOWN ON THE PAINTING DRAWING. DIMENSIONS SHOWN ON THE PAINTING DRAWING TAKE PRECEDENCE OVER DIMENSIONS SHOWN ON THE LANDSCAPE DRAWING. DIMENSIONS SHOWN ON THE LANDSCAPE DRAWING TAKE PRECEDENCE OVER DIMENSIONS SHOWN ON THE OTHER DRAWINGS.


REFERENCE SCALE 1:200
 0 1 2 3 4 5 6 7 8 9 10

RIVERFRONT APARTMENTS
 300 RIVER STREET SYDNEY
 NSW 2000
SECTIONS

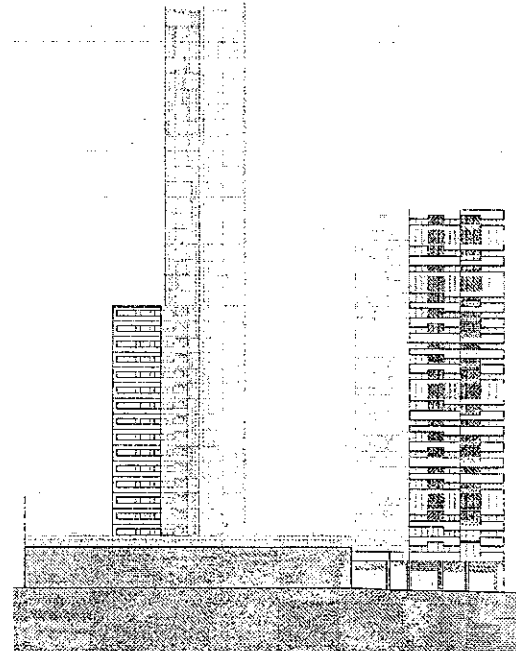
NO.	DESCRIPTION	DATE	BY	CHECKED BY
1	Issue for tender	10/08/12	[Signature]	[Signature]
2	Issue for construction	10/08/12	[Signature]	[Signature]
3	Issue for construction	10/08/12	[Signature]	[Signature]
4	Issue for construction	10/08/12	[Signature]	[Signature]




(01) ELEVATION - NORTH
1:500 @A1



(02) ELEVATION - WEST
1:500 @A1



(03) ELEVATION - SOUTH
1:500 @A1



(04) ELEVATION - EAST
1:500 @A1

Council Application No. M.E.10.0171
 Submitted on 19 October 2012
 Signed [Signature]
 Page 27 of 38

GENERAL LEGEND
 ALL ARCHITECTURAL DRAWINGS AND DOCUMENTS TO BE READ IN CONJUNCTION WITH OTHER DOCUMENTS TO BE PROVIDED AND REPORTS FOR ALL EXTERNAL LEVELS REFERENCED DRAWINGS.
 USE FIGURES DIMENSIONS ONLY. DO NOT SCALE FROM DRAWINGS BY MEANS OF COPY OR COMPARISON WITH ARCHITECT PRIOR TO PROCEEDING.
 COPYRIGHT 2012 BY RIVERFRONT APARTMENTS
 OFFICIAL FEES ARE REQUIRED FOR INFORMATION ONLY. CHANGES MUST NOT BE MADE TO DOCUMENTS WITHOUT ARCHITECT'S CONSENT.

MERTON
 RIVERFRONT APARTMENTS
 LEVELS TO MERTON TOWER
 327 KENT STREET SYDNEY
 NSW
RYAN GARD ARCHITECTURE PTY LTD
 LEVEL 11, 225 KENT STREET SYDNEY
 NSW 2011 AUSTRALIA
 7797 9991
 WWW.RYANGARDARCHITECTURE.COM.AU

SYMBOL/TYPE	DESCRIPTION	SYMBOL/TYPE	DESCRIPTION
PC-1	FINE CAST CONCRETE SPANDREL PANELS WITH POLISHED FLOTT FINISH OR SHIMME	PC-2	SMOOTH FINE CAST CONCRETE WITH PAINTED FINISH EAST OR WEST
PC-3	ROUGH FINE CAST CONCRETE WITH PAINTED FINISH SOUTH OR NORTH	PC-4	PAINTED PC CLADDING
PC-5	PAINTED FIBRE CEMENT SCREEN		
AV-1	ALUMINIUM VERTICAL BLADE - VARYING DEPTHS 300 AND 600MM		
GL-1	ALUMINIUM GLAZING SYSTEMS		
GL-2	PAINTED FRAME GLAZING		
GL-3	PAINTED FRAME GLAZING WITH PAINTED FINISH ON SURFACE		
GL-4	PAINTED FRAME GLAZING WITH PAINTED FINISH ON INTERIOR		
GL-5	GLAZING TYPE 1 - TRANSPARENT CLEAR COLOUR TINT		
GL-6	GLAZING TYPE 2 - TRANSPARENT CLEAR COLOUR TINT		

DO NOT SCALE OFF THIS DRAWING. SEE ENCLAVE FOR MORE INFORMATION.

DO NOT SCALE OFF THIS DRAWING. SEE ENCLAVE FOR MORE INFORMATION.

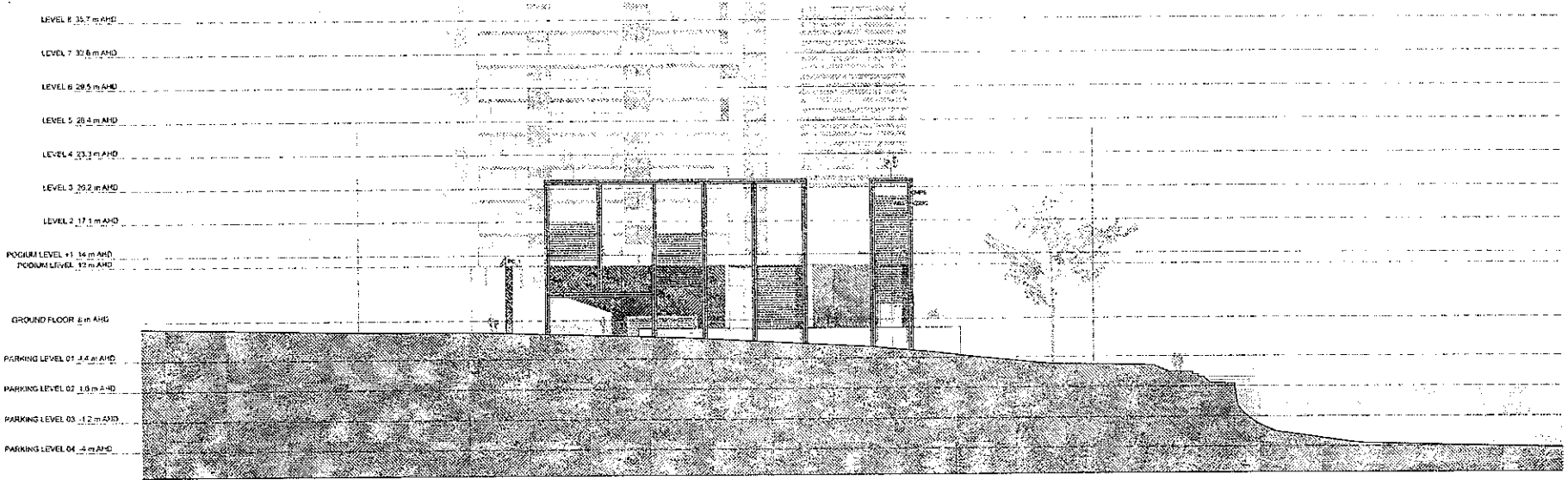
DO NOT SCALE OFF THIS DRAWING. SEE ENCLAVE FOR MORE INFORMATION.

RIVERFRONT APARTMENTS
 RIVERFRONT APARTMENTS
 RIVERFRONT APARTMENTS
 RIVERFRONT APARTMENTS

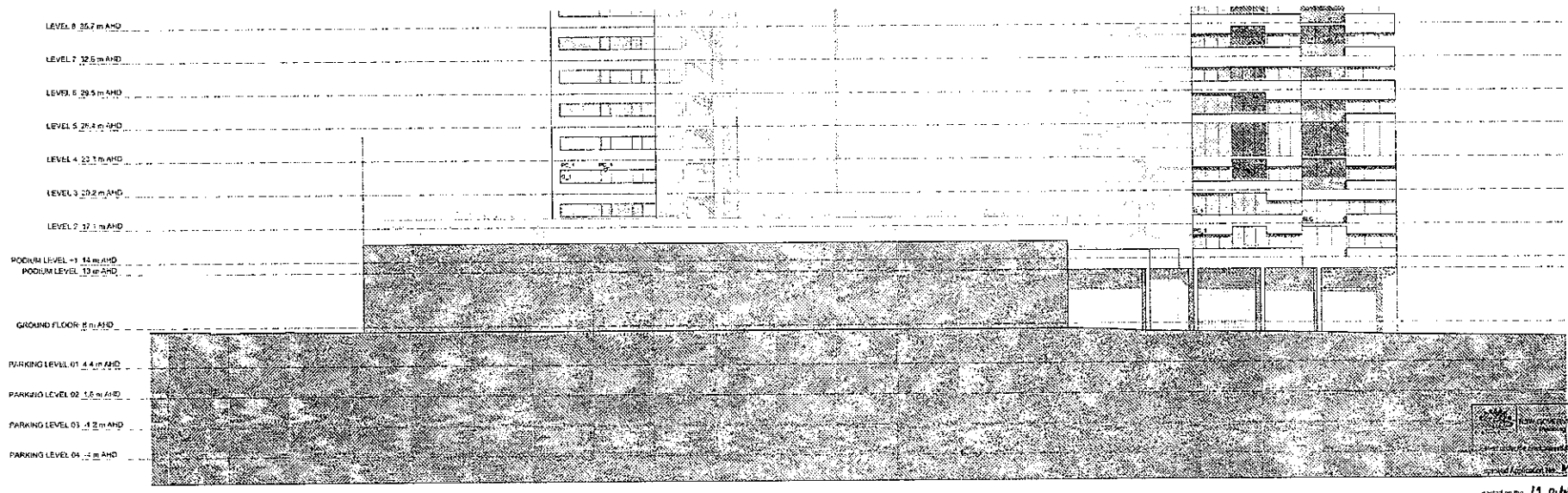
DATE	BY	REVISION

REFERENCE SCALE 1:500

A300



ELEVATION - EAST
1:200 (A1)



ELEVATION - SOUTH
1:200 (A1)

GENERAL LEGEND
ALL ARCHITECTURAL DRAWINGS AND DOCUMENTS TO BE READ IN CONNECTION WITH OTHER GENERAL CONTRACT DOCUMENTS AND NOTICES FOR ALL INTERNAL LEVELS REFER TO LANDSCAPE DRAWINGS FOR FINISHES, DIMENSIONS, AND SCALE FROM DRAWINGS IF SHOWN OTHERWISE. ALL DIMENSIONS SHALL BE TAKEN FROM THE EXTERIOR FACE UNLESS OTHERWISE SPECIFIED. DIMENSIONS MUST NOT BE MADE TO DOCUMENTS WITHOUT THE ARCHITECT'S CONSENT.

LEGEND - EXTERNAL FINISHES
 A/B ALUMINIUM VERTICAL BLINDS - VARYING DEPTHS AND ROLLOFFS
 A/C ALUMINIUM VERTICAL BLINDS
 B/C BALCONY RAILS - ALUMINIUM WITH PAINTED FINISH OR 3/4" x 1/4" ALUMINIUM
 C/B BALCONY RAILS - CONCRETE WITH PAINTED FINISH OR 3/4" x 1/4" ALUMINIUM
 D/B BALCONY RAILS - METAL
 E/B BALCONY RAILS - TRANSPARENT GLASS COLOUR TINT
 F/B BALCONY RAILS - COLOURED GLASS COLOUR TINT

LEGEND - INTERNAL FINISHES
 P/C PRECAST CONCRETE BRICKWORK FINISH WITH
 P/D PRECAST CONCRETE FINISH WITH PAINTED FINISH
 P/E PRECAST CONCRETE WITH PAINTED FINISH
 P/F LIGHT OR DARK
 P/G BRICK PRECAST CONCRETE WITH PAINTED FINISH
 P/H BRICK
 P/I PAINTED METAL SKIN
 P/J PERFORATED METAL SKIN

LEGEND - MATERIALS
 M/C MICHNESTE PAINTED STEEL - 'CONSPICUOUS' EXACTLY AS SHOWN CLASSING
 M/D MICHNESTE PAINTED STEEL - 'CONSPICUOUS' EXACTLY AS SHOWN CLASSING
 M/E MICHNESTE PAINTED STEEL - 'CONSPICUOUS' EXACTLY AS SHOWN CLASSING

LEGEND - FINISHES
 F/A FINE
 F/B FINE
 F/C FINE
 F/D FINE
 F/E FINE
 F/F FINE
 F/G FINE
 F/H FINE
 F/I FINE
 F/J FINE
 F/K FINE
 F/L FINE
 F/M FINE
 F/N FINE
 F/O FINE
 F/P FINE
 F/Q FINE
 F/R FINE
 F/S FINE
 F/T FINE
 F/U FINE
 F/V FINE
 F/W FINE
 F/X FINE
 F/Y FINE
 F/Z FINE

LEGEND - OTHER
 O/A OTHER
 O/B OTHER
 O/C OTHER
 O/D OTHER
 O/E OTHER
 O/F OTHER
 O/G OTHER
 O/H OTHER
 O/I OTHER
 O/J OTHER
 O/K OTHER
 O/L OTHER
 O/M OTHER
 O/N OTHER
 O/O OTHER
 O/P OTHER
 O/Q OTHER
 O/R OTHER
 O/S OTHER
 O/T OTHER
 O/U OTHER
 O/V OTHER
 O/W OTHER
 O/X OTHER
 O/Y OTHER
 O/Z OTHER

Professional Engineer
 Registered in the Republic of Singapore
 Planning and Assessment Act 1975
 Project Reference No. 10-0131
 dated on the 11 October 2012
 Signed [Signature]
 Sheet No. 21 of 29

MERITON
 10M HUI CHISUN
 RIVERFRONT APARTMENTS
 LEVEL 11, 18 RIVERFRONT
 10 MUI ERH STREET, SINGAPORE
 40
 TONY CARO ARCHITECTURE PTE LTD
 LEVEL 11, 18 RIVERFRONT
 10 MUI ERH STREET, SINGAPORE
 40
 TONY CARO ARCHITECTURE COMPANY

DATE	REVISION
01/10/12	Issue for tender
02/10/12	Issue for tender
03/10/12	Issue for tender
04/10/12	Issue for tender
05/10/12	Issue for tender
06/10/12	Issue for tender

NO.	DESCRIPTION	DATE
01	Issue for tender	01/10/12
02	Issue for tender	02/10/12
03	Issue for tender	03/10/12
04	Issue for tender	04/10/12
05	Issue for tender	05/10/12
06	Issue for tender	06/10/12

NO.	DESCRIPTION	DATE
01	Issue for tender	01/10/12
02	Issue for tender	02/10/12
03	Issue for tender	03/10/12
04	Issue for tender	04/10/12
05	Issue for tender	05/10/12
06	Issue for tender	06/10/12

NO.	DESCRIPTION	DATE
01	Issue for tender	01/10/12
02	Issue for tender	02/10/12
03	Issue for tender	03/10/12
04	Issue for tender	04/10/12
05	Issue for tender	05/10/12
06	Issue for tender	06/10/12

NO.	DESCRIPTION	DATE
01	Issue for tender	01/10/12
02	Issue for tender	02/10/12
03	Issue for tender	03/10/12
04	Issue for tender	04/10/12
05	Issue for tender	05/10/12
06	Issue for tender	06/10/12

NO.	DESCRIPTION	DATE
01	Issue for tender	01/10/12
02	Issue for tender	02/10/12
03	Issue for tender	03/10/12
04	Issue for tender	04/10/12
05	Issue for tender	05/10/12
06	Issue for tender	06/10/12

NO.	DESCRIPTION	DATE
01	Issue for tender	01/10/12
02	Issue for tender	02/10/12
03	Issue for tender	03/10/12
04	Issue for tender	04/10/12
05	Issue for tender	05/10/12
06	Issue for tender	06/10/12

NO.	DESCRIPTION	DATE
01	Issue for tender	01/10/12
02	Issue for tender	02/10/12
03	Issue for tender	03/10/12
04	Issue for tender	04/10/12
05	Issue for tender	05/10/12
06	Issue for tender	06/10/12

NO.	DESCRIPTION	DATE
01	Issue for tender	01/10/12
02	Issue for tender	02/10/12
03	Issue for tender	03/10/12
04	Issue for tender	04/10/12
05	Issue for tender	05/10/12
06	Issue for tender	06/10/12

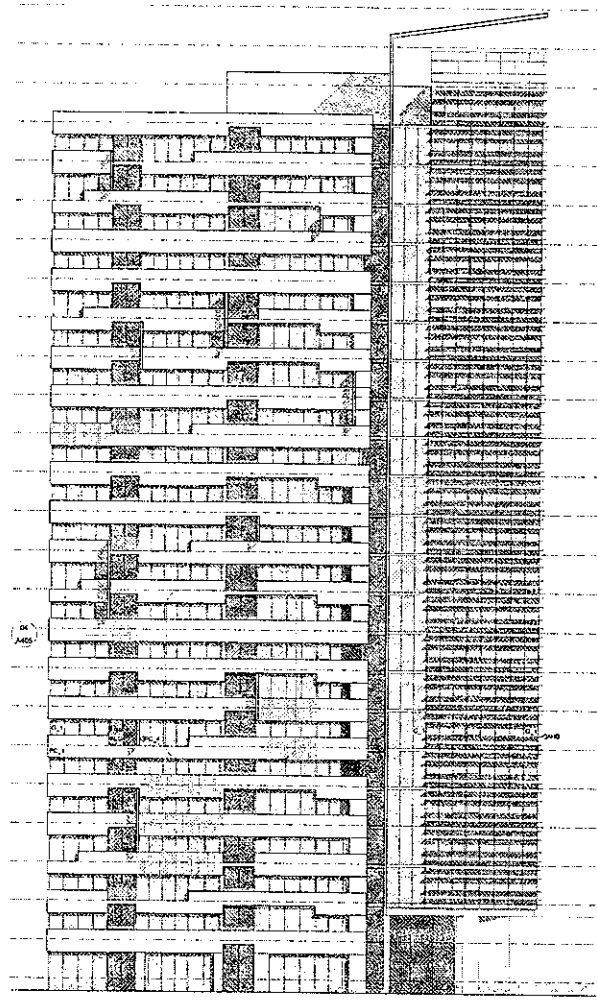

NO.	DESCRIPTION	DATE
01	Issue for tender	01/10/12
02	Issue for tender	02/10/12
03	Issue for tender	03/10/12
04	Issue for tender	04/10/12
05	Issue for tender	05/10/12
06	Issue for tender	06/10/12

North arrow pointing up, labeled 'N'.
 Reference scale: 1:200
 Scale bar showing 0, 5, 10, 15, 20 meters.

RIVERFRONT APARTMENTS
 10 MUI ERH STREET
 SINGAPORE 40
ELEVATIONS - PODIUM

DATE	SCALE	NO.	REV.
10/10/12	1:200	21	A
10/10/12	1:200	21	B
10/10/12	1:200	21	C

A351



(61) ELEVATION - NORTH
1:200 @ A1

(62) ELEVATION - EAST
1:200 @ A1

- GENERAL LEGEND**
 ALL ARCHITECTURAL DRAWINGS AND DIMENSIONS TO BE READ IN CONJUNCTION WITH THESE GENERAL NOTES DIMENSIONS AND REPORTS FOR ALL EXTERNAL LEVELS WITH LANDSCAPE DRAWINGS.
 ALL DIMENSIONS TO BE READ IN CONJUNCTION WITH THESE GENERAL NOTES DIMENSIONS AND REPORTS FOR ALL EXTERNAL LEVELS WITH LANDSCAPE DRAWINGS.
 ALL DIMENSIONS TO BE READ IN CONJUNCTION WITH THESE GENERAL NOTES DIMENSIONS AND REPORTS FOR ALL EXTERNAL LEVELS WITH LANDSCAPE DRAWINGS.
- LEGEND - EXTERNAL FINISHES**
- | | | | | | |
|-----|---|-----|--|-----|-----------------------------|
| ALB | ALUMINIUM VERTICAL BLINDS - VARYING DEFINED ON E&S DRAWINGS | PC1 | PRECAST CONCRETE SPANCRETE PANELS WITH CONCRETE FINISH | ALB | ALUMINIUM HORIZONTAL BLINDS |
| ALC | ALUMINIUM WINDOW SILLING | PC2 | CAST-IN-SITU CONCRETE WITH PAINTED FINISH | ALC | ALUMINIUM WINDOW SILLING |
| BLK | BLACK PAINT | PC3 | CAST-IN-SITU CONCRETE WITH PAINTED FINISH | ALD | ALUMINIUM WINDOW SILLING |
| BLU | BLUE PAINT | PC4 | CAST-IN-SITU CONCRETE WITH PAINTED FINISH | ALF | ALUMINIUM WINDOW SILLING |
| BRN | BROWN PAINT | PC5 | CAST-IN-SITU CONCRETE WITH PAINTED FINISH | ALG | ALUMINIUM WINDOW SILLING |
| CRK | CRACK PAINT | PC6 | CAST-IN-SITU CONCRETE WITH PAINTED FINISH | ALH | ALUMINIUM WINDOW SILLING |
| GRY | GRAY PAINT | PC7 | CAST-IN-SITU CONCRETE WITH PAINTED FINISH | ALI | ALUMINIUM WINDOW SILLING |
| GRN | GREEN PAINT | PC8 | CAST-IN-SITU CONCRETE WITH PAINTED FINISH | ALJ | ALUMINIUM WINDOW SILLING |
| WHI | WHITE PAINT | PC9 | CAST-IN-SITU CONCRETE WITH PAINTED FINISH | ALK | ALUMINIUM WINDOW SILLING |

NEW GOVERNMENT
 Planning
 Issued under the Environmental Planning and Assessment Act 1979
 Approved Application No. ME16/012-1
 Dated on the 14 October 2012
 Signed: [Signature]
 Date: 20/10/12

MERITON
 ARCHITECTS
 LEVEL 11 MERITON TOWER
 100 MARKET STREET SYDNEY
 NSW 2000
 TEL: (02) 9230 9000
 WWW.MERITONARCHITECTS.COM.AU

DESIGN
 ARCHITECTS
 LEVEL 11 MERITON TOWER
 100 MARKET STREET SYDNEY
 NSW 2000
 TEL: (02) 9230 9000
 WWW.DESIGNARCHITECTS.COM.AU

NO.	REVISION	DATE
1	ISSUED FOR PERMIT	10/10/12
2	ISSUED FOR PERMIT	10/10/12
3	ISSUED FOR PERMIT	10/10/12

NO.	REVISION	DATE
1	ISSUED FOR PERMIT	10/10/12
2	ISSUED FOR PERMIT	10/10/12
3	ISSUED FOR PERMIT	10/10/12

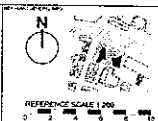
NO.	REVISION	DATE
1	ISSUED FOR PERMIT	10/10/12
2	ISSUED FOR PERMIT	10/10/12
3	ISSUED FOR PERMIT	10/10/12

NO.	REVISION	DATE
1	ISSUED FOR PERMIT	10/10/12
2	ISSUED FOR PERMIT	10/10/12
3	ISSUED FOR PERMIT	10/10/12

NO.	REVISION	DATE
1	ISSUED FOR PERMIT	10/10/12
2	ISSUED FOR PERMIT	10/10/12
3	ISSUED FOR PERMIT	10/10/12

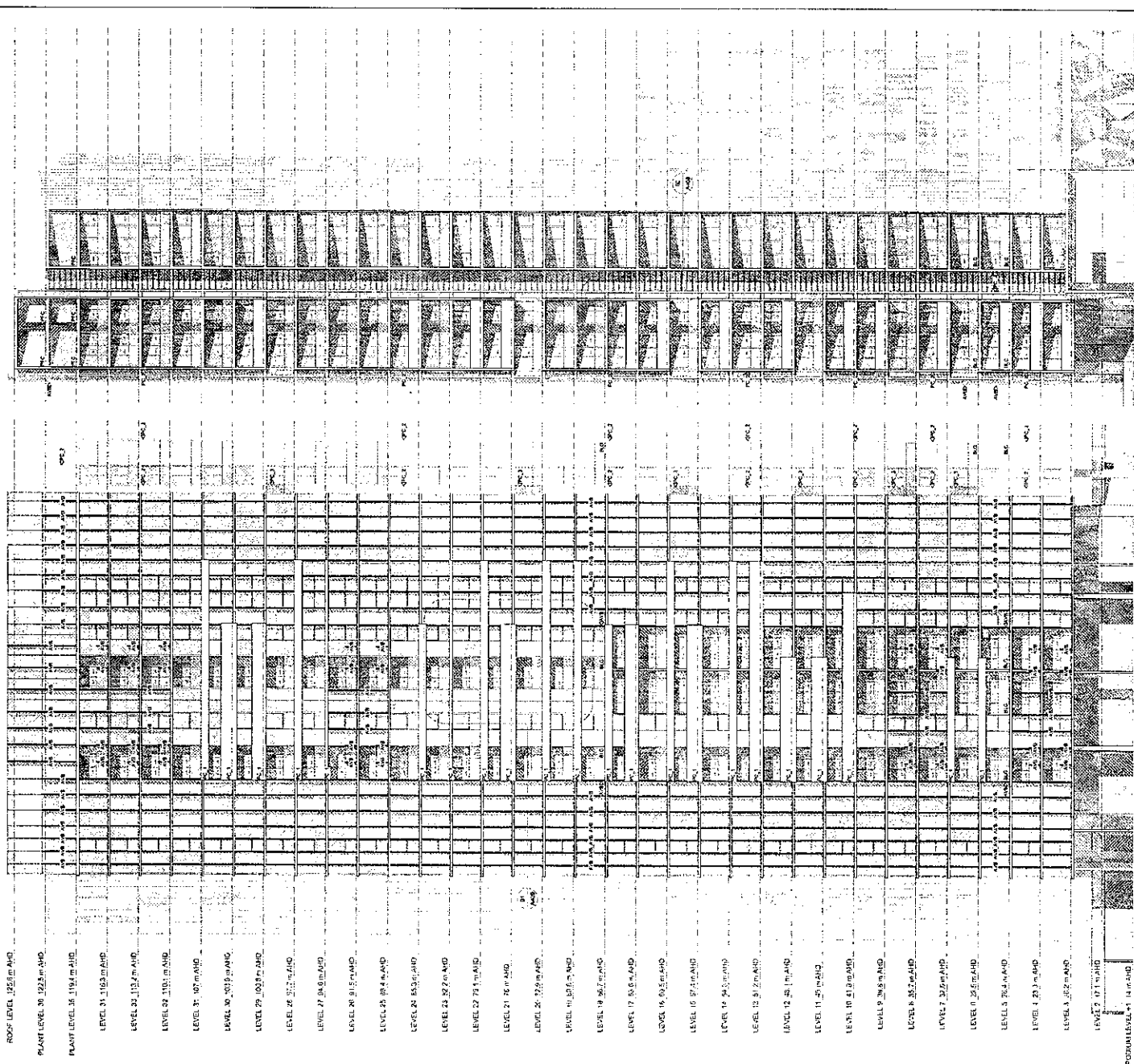
NO.	REVISION	DATE
1	ISSUED FOR PERMIT	10/10/12
2	ISSUED FOR PERMIT	10/10/12
3	ISSUED FOR PERMIT	10/10/12

NO.	REVISION	DATE
1	ISSUED FOR PERMIT	10/10/12
2	ISSUED FOR PERMIT	10/10/12
3	ISSUED FOR PERMIT	10/10/12



RIVERFRONT APARTMENTS
 (2) CHURCH STREET
 SYDNEY NSW
ELEVATIONS - EAST TOWER

A352



TO SCALE
 1:200
 1:500

NSW GOVERNMENT
 Planning

Application for Environmental Planning and Assessment Act

Typed Application No. MP12-0191

granted on the 19 October 2012

Signed [Signature]

Sheet No. 32 of 58

LEGEND - INTERNAL FINISHES

- (1) ALL EXTERIOR WALLS, TERRACES, BALCONIES, PATIOS, ROOFS, AND TERRAZZES TO BE FINISHED WITH CONCRETE.
- (2) ALL EXTERIOR WALLS, TERRACES, BALCONIES, PATIOS, ROOFS, AND TERRAZZES TO BE FINISHED WITH BRICK.
- (3) ALL EXTERIOR WALLS, TERRACES, BALCONIES, PATIOS, ROOFS, AND TERRAZZES TO BE FINISHED WITH TERRAZZO.
- (4) ALL EXTERIOR WALLS, TERRACES, BALCONIES, PATIOS, ROOFS, AND TERRAZZES TO BE FINISHED WITH STONE.
- (5) ALL EXTERIOR WALLS, TERRACES, BALCONIES, PATIOS, ROOFS, AND TERRAZZES TO BE FINISHED WITH GLASS.
- (6) ALL EXTERIOR WALLS, TERRACES, BALCONIES, PATIOS, ROOFS, AND TERRAZZES TO BE FINISHED WITH METAL.
- (7) ALL EXTERIOR WALLS, TERRACES, BALCONIES, PATIOS, ROOFS, AND TERRAZZES TO BE FINISHED WITH WOOD.
- (8) ALL EXTERIOR WALLS, TERRACES, BALCONIES, PATIOS, ROOFS, AND TERRAZZES TO BE FINISHED WITH PLASTER.
- (9) ALL EXTERIOR WALLS, TERRACES, BALCONIES, PATIOS, ROOFS, AND TERRAZZES TO BE FINISHED WITH PAINT.
- (10) ALL EXTERIOR WALLS, TERRACES, BALCONIES, PATIOS, ROOFS, AND TERRAZZES TO BE FINISHED WITH OTHER.

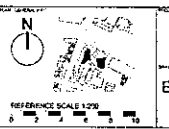
DESIGNER
MERITON
 ARCHITECTURE
 100/102 SOUTH BRIDGE ROAD
 SYDNEY NSW 2012
 TEL: 02 9232 9000
 WWW.MERITONARCHITECTURE.COM.AU

NO.	DESCRIPTION	DATE
01	Issue for Tender	10/12/12
02	Issue for Construction	10/12/12
03	Issue for As-Built	10/12/12


NO.	DESCRIPTION	DATE
01	Issue for Tender	10/12/12
02	Issue for Construction	10/12/12
03	Issue for As-Built	10/12/12

NO.	DESCRIPTION	DATE
01	Issue for Tender	10/12/12
02	Issue for Construction	10/12/12
03	Issue for As-Built	10/12/12

DO NOT SCALE OFF THIS DRAWING. USE DIMENSIONS GIVEN IN THE DRAWING. ALL DIMENSIONS ARE TO FACE UNLESS OTHERWISE SPECIFIED. DIMENSIONS TO FACE SHALL BE USED FOR ALL CONSTRUCTION. DIMENSIONS TO CENTERLINE SHALL BE USED FOR ALL CONSTRUCTION. DIMENSIONS TO FINISH SHALL BE USED FOR ALL CONSTRUCTION. DIMENSIONS TO EXISTING SHALL BE USED FOR ALL CONSTRUCTION. DIMENSIONS TO PROPOSED SHALL BE USED FOR ALL CONSTRUCTION. DIMENSIONS TO REMOVED SHALL BE USED FOR ALL CONSTRUCTION. DIMENSIONS TO ADDED SHALL BE USED FOR ALL CONSTRUCTION. DIMENSIONS TO CHANGED SHALL BE USED FOR ALL CONSTRUCTION. DIMENSIONS TO IDENTICAL SHALL BE USED FOR ALL CONSTRUCTION. DIMENSIONS TO VARYING SHALL BE USED FOR ALL CONSTRUCTION. DIMENSIONS TO UNUSUAL SHALL BE USED FOR ALL CONSTRUCTION. DIMENSIONS TO UNCOMMON SHALL BE USED FOR ALL CONSTRUCTION. DIMENSIONS TO UNEXPECTED SHALL BE USED FOR ALL CONSTRUCTION. DIMENSIONS TO UNUSUAL SHALL BE USED FOR ALL CONSTRUCTION. DIMENSIONS TO UNCOMMON SHALL BE USED FOR ALL CONSTRUCTION. DIMENSIONS TO UNEXPECTED SHALL BE USED FOR ALL CONSTRUCTION.



RIVERFRONT APARTMENTS			
23 CHARLES STREET SYDNEY NSW			
ELEVATIONS - WEST TOWER			
A354			



ELEVATION - WEST
1:200

ELEVATION - SOUTH
1:200

NSW GOVERNMENT Planning
 NSW Department of Environment and Planning and Assessment
 Application No. 11010.017
 Issued on: 19 October 2012
 Signed: [Signature]
 Date: 22/10/12

GENERAL NOTES:
 1. ALL DIMENSIONS UNLESS OTHERWISE SPECIFIED ARE IN METERS.
 2. ALL DIMENSIONS ARE TO FACE UNLESS OTHERWISE SPECIFIED.
 3. ALL DIMENSIONS ARE TO FACE UNLESS OTHERWISE SPECIFIED.
 4. ALL DIMENSIONS ARE TO FACE UNLESS OTHERWISE SPECIFIED.
 5. ALL DIMENSIONS ARE TO FACE UNLESS OTHERWISE SPECIFIED.
 6. ALL DIMENSIONS ARE TO FACE UNLESS OTHERWISE SPECIFIED.
 7. ALL DIMENSIONS ARE TO FACE UNLESS OTHERWISE SPECIFIED.
 8. ALL DIMENSIONS ARE TO FACE UNLESS OTHERWISE SPECIFIED.
 9. ALL DIMENSIONS ARE TO FACE UNLESS OTHERWISE SPECIFIED.
 10. ALL DIMENSIONS ARE TO FACE UNLESS OTHERWISE SPECIFIED.

MERITON
 MERITON APARTMENTS
 LEVEL 11 HORTON TOWER
 538 KENT STREET, SYDNEY
 NSW 2000
 WWW.MERITON.COM.AU

TONY GARD ARCHITECTURE
 TONY GARD ARCHITECTURE PTY LTD
 LEVEL 11, 538 KENT STREET, SYDNEY
 NSW 2000
 WWW.TONYGARDARCHITECTURE.COM.AU

NO.	DESCRIPTION	DATE
1	Issue for tender	10/10/12
2	Issue for construction	10/10/12
3	Issue for completion	10/10/12

NO.	DESCRIPTION	DATE
1	Issue for tender	10/10/12
2	Issue for construction	10/10/12
3	Issue for completion	10/10/12

NO.	DESCRIPTION	DATE
1	Issue for tender	10/10/12
2	Issue for construction	10/10/12
3	Issue for completion	10/10/12

NO.	DESCRIPTION	DATE
1	Issue for tender	10/10/12
2	Issue for construction	10/10/12
3	Issue for completion	10/10/12

NO.	DESCRIPTION	DATE
1	Issue for tender	10/10/12
2	Issue for construction	10/10/12
3	Issue for completion	10/10/12

NO.	DESCRIPTION	DATE
1	Issue for tender	10/10/12
2	Issue for construction	10/10/12
3	Issue for completion	10/10/12


NO.	DESCRIPTION	DATE
1	Issue for tender	10/10/12
2	Issue for construction	10/10/12
3	Issue for completion	10/10/12

TONY GARD ARCHITECTURE
 TONY GARD ARCHITECTURE PTY LTD
 LEVEL 11, 538 KENT STREET, SYDNEY
 NSW 2000
 WWW.TONYGARDARCHITECTURE.COM.AU

RIVERFRONT APARTMENTS
 538 KENT STREET
 SYDNEY NSW 2000
ELEVATIONS - WEST TOWER

NO.	DESCRIPTION	DATE
1	Issue for tender	10/10/12
2	Issue for construction	10/10/12
3	Issue for completion	10/10/12

A355

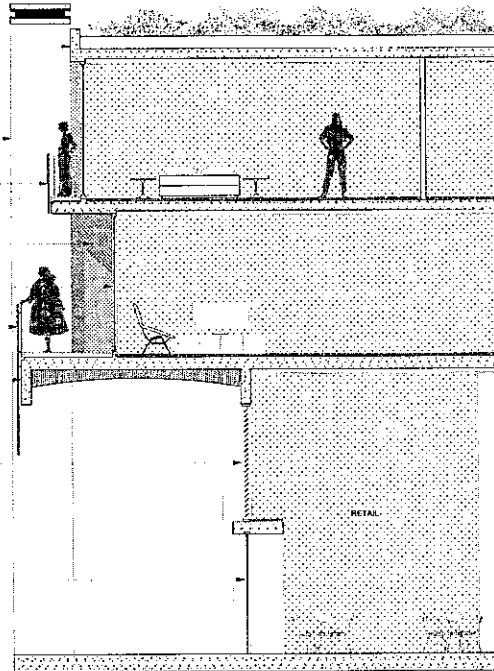


01 NORTHERN ELEVATION
1:50




KEY DIAGRAM

- CONCRETE WITH PENETRATING PAINT FINISH
- ANODISED ALUMINIUM WINDOW FRAMES, DARK BRONZE FINISH
- MICACEOUS 'GRAPHITE' PAINTED STEEL FRAME WITH SAWCUT SANDSTONE CLADDING
- PAINTED F.C. ON STEEL FRAME BALUSTRADE
- PRECAST CONCRETE WITH PENETRATING PAINT FINISH
- BI-FOLD DOOR SYSTEM WITH DARK BRONZE ANODISED ALUMINIUM FRAMES
- LASER CUT ANODISED ALUMINIUM BALUSTRADE WITH GLASS FIXED TO INSIDE FACE
- DRAGGON CONCRETE WITH PENETRATING PAINT FINISH OF SIMILAR IN NATURAL WHITE
- LOUVERED WINDOW SYSTEM
- BI-FOLD DOOR SYSTEM



02 DETAIL SECTION
1:50

- CONCRETE WITH PENETRATING PAINT FINISH
- MICACEOUS 'GRAPHITE' PAINTED STEEL FRAME WITH SAWCUT SANDSTONE CLADDING
- RENDERED TEXTURE AND PAINT FINISH TO CONCRETE
- BI-FOLD DOOR SYSTEM WITH DARK BRONZE ANODISED ALUMINIUM FRAMES
- LASER CUT ANODISED ALUMINIUM BALUSTRADE WITH GLASS FIXED TO INSIDE FACE
- SMOOTH CONCRETE WITH PENETRATING PAINT FINISH OF SIMILAR IN NATURAL WHITE
- LOUVERED WINDOW SYSTEM
- BI-FOLD DOOR SYSTEM



03 DETAIL SECTION
1:50

NEW SOUTH WALES GOVERNMENT
Planning

Under the Environmental Planning and Assessment Act 1979


Typed Application No. ME19-0291

Issued on the 19 October 2012

Signed [Signature]

Day No. 24 of 59

<p>MERITON MERITON APARTMENTS LEVEL 11, 100 CHURCH STREET SYDNEY NSW 2009</p> <p>TOMY GARD ARCHITECTURE PTY LTD LEVEL 11, 100 CHURCH STREET SYDNEY NSW 2009</p> <p>3/10/12 3/10/12 3/10/12 3/10/12</p>	<p>PROJECT NO. 1001</p> <p>DATE 3/10/12</p> <p>SCALE 1:50</p>	<p>CLIENT MERITON</p> <p>DESIGNER TOMY GARD ARCHITECTURE PTY LTD</p> <p>ARCHITECT TOMY GARD ARCHITECTURE PTY LTD</p>	<p>CONTRACTOR</p> <p>CONTRACT NO.</p> <p>DATE</p>	<p>STRUCTURAL</p> <p>ENGINEER</p> <p>DATE</p>	<p>MATERIALS</p> <p>DESCRIPTION</p> <p>DATE</p>	<p>NOTES</p> <p>DO NOT SCALE OFF THIS DRAWING USE DIMENSIONS SHOWN ON THIS DRAWING ONLY. VERIFY ALL DIMENSIONS ON SITE AND REPORT TO ARCHITECT IMMEDIATELY. THE ARCHITECT IS NOT RESPONSIBLE FOR ANY ERRORS OR OMISSIONS IN THIS DRAWING. THE ARCHITECT IS NOT RESPONSIBLE FOR ANY ERRORS OR OMISSIONS IN THIS DRAWING. THE ARCHITECT IS NOT RESPONSIBLE FOR ANY ERRORS OR OMISSIONS IN THIS DRAWING.</p>	<p>DATE</p> <p>NO.</p> <p>REV.</p>	<p>PROJECT NO. 1001</p> <p>DATE 3/10/12</p> <p>SCALE 1:50</p>	<p>RIVERFRONT APARTMENTS 100 CHURCH STREET SYDNEY NSW 2009</p> <p>DETAILED ELEVATIONS - PODIUM</p> <p>A400</p>	<p>DATE</p> <p>NO.</p> <p>REV.</p>
										<p>DATE</p> <p>NO.</p> <p>REV.</p>



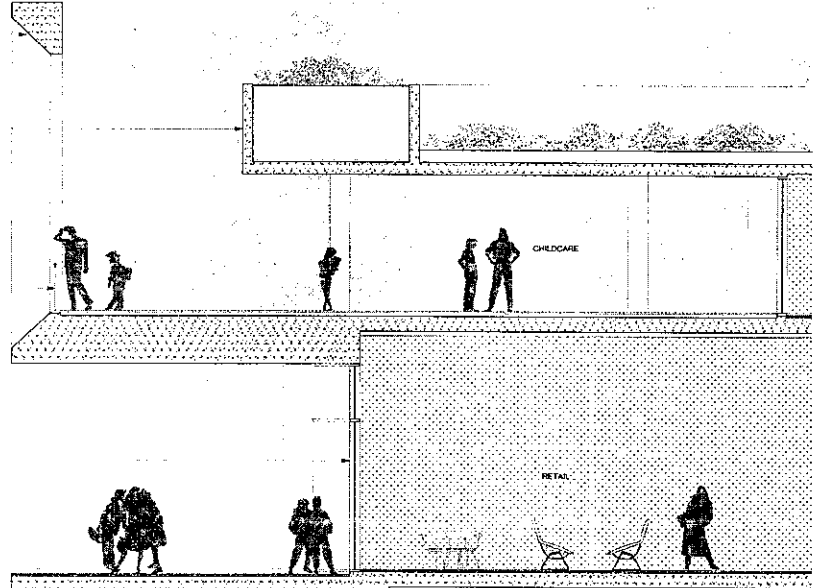
(01) NORTHERN ELEVATION
1:50

SMOOTH CONCRETE WITH PENETRATING PAINT FINISH OR SIMILAR IN NATURAL WHITE


SMOOTH CONCRETE WITH PENETRATING PAINT FINISH OR SIMILAR IN NATURAL WHITE

CLEAR GLASS BALUSTRADE WITH 'DARK BRONZE' ANODISED ALUMINIUM TOP RAIL (200X X 6MM)

ANODISED ALUMINIUM WINDOW FRAMES, DARK BRONZE FINISH




(02) ELEVATION SECTION
1:50



KEY DIAGRAM

NEW GOVERNMENT Planning
 Controls the Environmental Planning and Assessment Act 1979
 Control Application No. PPF 10-0137
 Lodged on the 19 October 2012
 Signed [Signature]
 Date 25 of 31

<p>MERTON ARCHITECTS LEVEL 1, 204-206 MILLERS POINT NEWPORT CORNER, NORTH BRISBANE PHONE: (07) 3254 1111 WWW.MERTONARCHITECTURE.COM.AU</p>	<p>DATE: 19/10/12</p> <p>BY: [Signature]</p> <p>CHECKED: [Signature]</p> <p>SCALE: 1:50</p>	<p>PROJECT NO: A401</p> <p>CLIENT: [Name]</p> <p>LOCATION: [Address]</p>	<p>DESCRIPTION: [Text]</p>	<p>NOTES: [Text]</p>	<p>REVISIONS: [Table]</p>	<p>REFERENCE SCALE 1:50</p>	<p>RIVERFRONT APARTMENTS 124 CHURCH STREET PARKWAY QLD 4101</p> <p>DETAILED ELEVATIONS - PODIUM</p>	<p>NO. 1</p>	<p>NO. 2</p>	<p>NO. 3</p>	<p>NO. 4</p>
								<p>A401</p>			



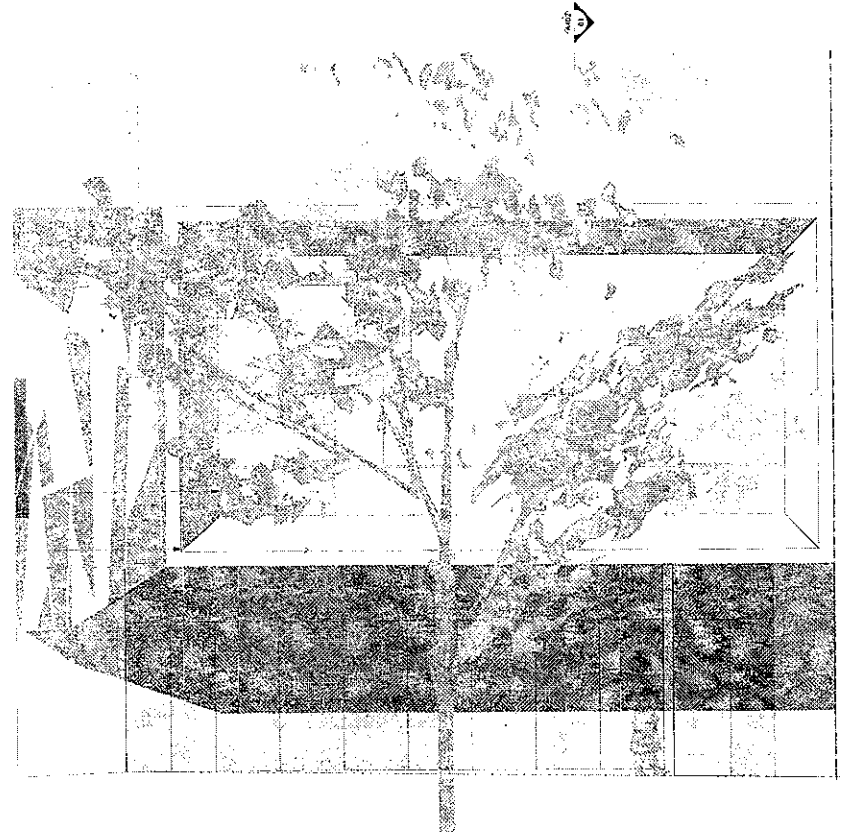
01 DETAIL SECTION
1:50

PERFORATED ALUMINIUM SCREENS,
POWDER COATED TO SPECIFIED COLOURS

CLEAR GLASS BALUSTRADE WITH
DARK BRONZE ANODISED ALUMINIUM
TOP RAIL (22MM X 88MM)

SMOOTH CONCRETE WITH
PENETRATING PAINT FINISH OR
BLENKIN IN NATURAL WHITE

SMOOTH CONCRETE WITH
PENETRATING PAINT FINISH OR
SIMILAR COLOUR TBA



02 NORTHERN ELEVATION
1:50



KEY DIAGRAM

NSW GOVERNMENT
Planning

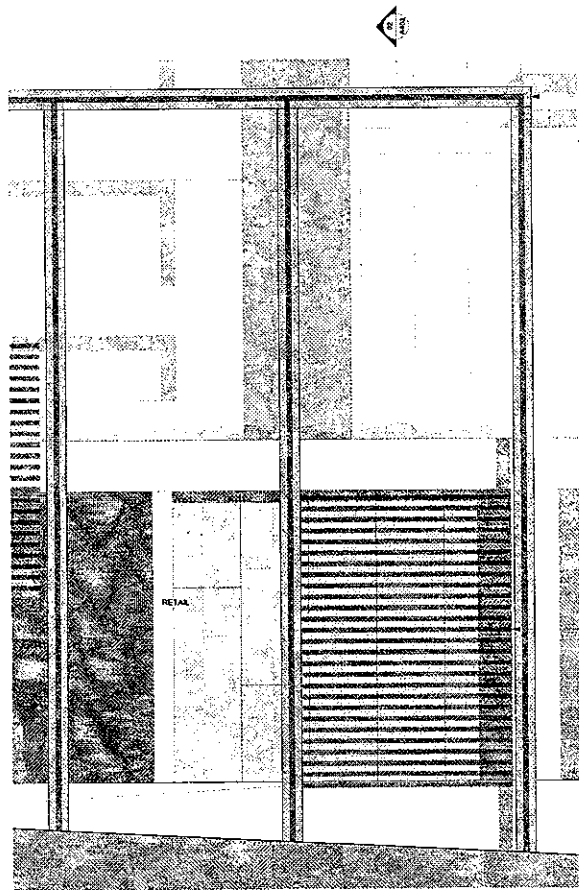
Development Application No. MPL16/0191

Printed on the 11 October 2012


Signed [Signature]

Page 26 of 58

<p>MERRITON MERRITON APARTMENTS LEVEL 11, MERRITON TOWER 330 CHURCH STREET, SYDNEY</p> <p>10M MUI CHISON ARCHITECTURE PTV LTD LEVEL 17, 175 LYTTON STREET, SYDNEY TEL: (02) 9211 1111 WWW.10MCHISONARCHITECTURE.COM.AU</p>	<p>SCALE</p> <p>1:50</p> <p>1:100</p> <p>1:200</p> <p>1:500</p> <p>1:1000</p>	<p>DATE</p> <p>11/2012</p>	<p>NO.</p> <p>10M MUI CHISON - PLANS - A402 (DETAILED ELEVATIONS - PODIUM).PDF - 11/2012 - 10/19</p>	<p>REVISIONS</p> <table border="1"> <thead> <tr> <th>NO.</th> <th>DATE</th> <th>DESCRIPTION</th> </tr> </thead> <tbody> <tr> <td>1</td> <td>11/2012</td> <td>ISSUED FOR PERMIT</td> </tr> <tr> <td>2</td> <td>11/2012</td> <td>ISSUED FOR PERMIT</td> </tr> <tr> <td>3</td> <td>11/2012</td> <td>ISSUED FOR PERMIT</td> </tr> <tr> <td>4</td> <td>11/2012</td> <td>ISSUED FOR PERMIT</td> </tr> <tr> <td>5</td> <td>11/2012</td> <td>ISSUED FOR PERMIT</td> </tr> <tr> <td>6</td> <td>11/2012</td> <td>ISSUED FOR PERMIT</td> </tr> <tr> <td>7</td> <td>11/2012</td> <td>ISSUED FOR PERMIT</td> </tr> <tr> <td>8</td> <td>11/2012</td> <td>ISSUED FOR PERMIT</td> </tr> <tr> <td>9</td> <td>11/2012</td> <td>ISSUED FOR PERMIT</td> </tr> <tr> <td>10</td> <td>11/2012</td> <td>ISSUED FOR PERMIT</td> </tr> </tbody> </table>	NO.	DATE	DESCRIPTION	1	11/2012	ISSUED FOR PERMIT	2	11/2012	ISSUED FOR PERMIT	3	11/2012	ISSUED FOR PERMIT	4	11/2012	ISSUED FOR PERMIT	5	11/2012	ISSUED FOR PERMIT	6	11/2012	ISSUED FOR PERMIT	7	11/2012	ISSUED FOR PERMIT	8	11/2012	ISSUED FOR PERMIT	9	11/2012	ISSUED FOR PERMIT	10	11/2012	ISSUED FOR PERMIT	<p>CLIENT</p> <p>MERRITON APARTMENTS</p>	<p>PROJECT</p> <p>RIVERFRONT APARTMENTS 330 CHURCH STREET PYRMONT NSW</p>	<p>PROJECT NO.</p> <p>A402</p>	<p>SCALE</p> <p>1:50</p>	<p>DATE</p> <p>11/2012</p>	<p>NO.</p> <p>10M MUI CHISON - PLANS - A402 (DETAILED ELEVATIONS - PODIUM).PDF - 11/2012 - 10/19</p>
					NO.	DATE	DESCRIPTION																																				
1	11/2012	ISSUED FOR PERMIT																																									
2	11/2012	ISSUED FOR PERMIT																																									
3	11/2012	ISSUED FOR PERMIT																																									
4	11/2012	ISSUED FOR PERMIT																																									
5	11/2012	ISSUED FOR PERMIT																																									
6	11/2012	ISSUED FOR PERMIT																																									
7	11/2012	ISSUED FOR PERMIT																																									
8	11/2012	ISSUED FOR PERMIT																																									
9	11/2012	ISSUED FOR PERMIT																																									
10	11/2012	ISSUED FOR PERMIT																																									
<p>DESIGNER</p> <p>10M MUI CHISON ARCHITECTURE PTV LTD</p>	<p>ARCHITECT</p> <p>10M MUI CHISON ARCHITECTURE PTV LTD</p>	<p>ENGINEER</p> <p>10M MUI CHISON ARCHITECTURE PTV LTD</p>	<p>STRUCTURAL ENGINEER</p> <p>10M MUI CHISON ARCHITECTURE PTV LTD</p>	<p>MECHANICAL ENGINEER</p> <p>10M MUI CHISON ARCHITECTURE PTV LTD</p>	<p>ELECTRICAL ENGINEER</p> <p>10M MUI CHISON ARCHITECTURE PTV LTD</p>	<p>PLUMBING ENGINEER</p> <p>10M MUI CHISON ARCHITECTURE PTV LTD</p>	<p>CONTRACTOR</p> <p>10M MUI CHISON ARCHITECTURE PTV LTD</p>																																				



01 EASTERN ELEVATION
1:50



KEY DIAGRAM


MACEBUS GRAPHITE PAINTED STEEL
FRAME WITH SANDUST SANDSTONE CLADDING

EXPOSED SLAB - PENETRATING PAINT
FINISH IN LIGHT GREY WITH FLECKS

SMOOTH CONCRETE WITH
PERMEATING PAINT FINISH OR
SIMILAR IN NATURAL WHITE

DARK BRONZE ANODIZED
ALUMINUM SCREEN

SMOOTH CONCRETE WITH
PENETRATING PAINT FINISH OR
SIMILAR IN NATURAL WHITE



02 DETAIL SECTION
1:50

NSW GOVERNMENT
Planning

NSW Environmental Planning and Assessment Act 1979

Development Application No. MP12/0171

granted on the 14 October 2012

Signed [Signature]

Sheet No. 27 of 52

www.meriton.com.au
MERITON
RIVERFRONT APARTMENTS
LEVEL 11, MERITON TOWER
320 CHURCH STREET
SYDNEY NSW 2008
IN
CONJUNCTION WITH ARCHITECTURE WITH A
LEVEL 11, 2, 3, 4, 5, 6, 7, 8, 9, 10, 11, 12, 13, 14, 15, 16, 17, 18, 19, 20, 21, 22, 23, 24, 25, 26, 27, 28, 29, 30, 31, 32, 33, 34, 35, 36, 37, 38, 39, 40, 41, 42, 43, 44, 45, 46, 47, 48, 49, 50, 51, 52, 53, 54, 55, 56, 57, 58, 59, 60, 61, 62, 63, 64, 65, 66, 67, 68, 69, 70, 71, 72, 73, 74, 75, 76, 77, 78, 79, 80, 81, 82, 83, 84, 85, 86, 87, 88, 89, 90, 91, 92, 93, 94, 95, 96, 97, 98, 99, 100, 101, 102, 103, 104, 105, 106, 107, 108, 109, 110, 111, 112, 113, 114, 115, 116, 117, 118, 119, 120, 121, 122, 123, 124, 125, 126, 127, 128, 129, 130, 131, 132, 133, 134, 135, 136, 137, 138, 139, 140, 141, 142, 143, 144, 145, 146, 147, 148, 149, 150, 151, 152, 153, 154, 155, 156, 157, 158, 159, 160, 161, 162, 163, 164, 165, 166, 167, 168, 169, 170, 171, 172, 173, 174, 175, 176, 177, 178, 179, 180, 181, 182, 183, 184, 185, 186, 187, 188, 189, 190, 191, 192, 193, 194, 195, 196, 197, 198, 199, 200, 201, 202, 203, 204, 205, 206, 207, 208, 209, 210, 211, 212, 213, 214, 215, 216, 217, 218, 219, 220, 221, 222, 223, 224, 225, 226, 227, 228, 229, 230, 231, 232, 233, 234, 235, 236, 237, 238, 239, 240, 241, 242, 243, 244, 245, 246, 247, 248, 249, 250, 251, 252, 253, 254, 255, 256, 257, 258, 259, 260, 261, 262, 263, 264, 265, 266, 267, 268, 269, 270, 271, 272, 273, 274, 275, 276, 277, 278, 279, 280, 281, 282, 283, 284, 285, 286, 287, 288, 289, 290, 291, 292, 293, 294, 295, 296, 297, 298, 299, 300, 301, 302, 303, 304, 305, 306, 307, 308, 309, 310, 311, 312, 313, 314, 315, 316, 317, 318, 319, 320, 321, 322, 323, 324, 325, 326, 327, 328, 329, 330, 331, 332, 333, 334, 335, 336, 337, 338, 339, 340, 341, 342, 343, 344, 345, 346, 347, 348, 349, 350, 351, 352, 353, 354, 355, 356, 357, 358, 359, 360, 361, 362, 363, 364, 365, 366, 367, 368, 369, 370, 371, 372, 373, 374, 375, 376, 377, 378, 379, 380, 381, 382, 383, 384, 385, 386, 387, 388, 389, 390, 391, 392, 393, 394, 395, 396, 397, 398, 399, 400, 401, 402, 403, 404, 405, 406, 407, 408, 409, 410, 411, 412, 413, 414, 415, 416, 417, 418, 419, 420, 421, 422, 423, 424, 425, 426, 427, 428, 429, 430, 431, 432, 433, 434, 435, 436, 437, 438, 439, 440, 441, 442, 443, 444, 445, 446, 447, 448, 449, 450, 451, 452, 453, 454, 455, 456, 457, 458, 459, 460, 461, 462, 463, 464, 465, 466, 467, 468, 469, 470, 471, 472, 473, 474, 475, 476, 477, 478, 479, 480, 481, 482, 483, 484, 485, 486, 487, 488, 489, 490, 491, 492, 493, 494, 495, 496, 497, 498, 499, 500, 501, 502, 503, 504, 505, 506, 507, 508, 509, 510, 511, 512, 513, 514, 515, 516, 517, 518, 519, 520, 521, 522, 523, 524, 525, 526, 527, 528, 529, 530, 531, 532, 533, 534, 535, 536, 537, 538, 539, 540, 541, 542, 543, 544, 545, 546, 547, 548, 549, 550, 551, 552, 553, 554, 555, 556, 557, 558, 559, 560, 561, 562, 563, 564, 565, 566, 567, 568, 569, 570, 571, 572, 573, 574, 575, 576, 577, 578, 579, 580, 581, 582, 583, 584, 585, 586, 587, 588, 589, 590, 591, 592, 593, 594, 595, 596, 597, 598, 599, 600, 601, 602, 603, 604, 605, 606, 607, 608, 609, 610, 611, 612, 613, 614, 615, 616, 617, 618, 619, 620, 621, 622, 623, 624, 625, 626, 627, 628, 629, 630, 631, 632, 633, 634, 635, 636, 637, 638, 639, 640, 641, 642, 643, 644, 645, 646, 647, 648, 649, 650, 651, 652, 653, 654, 655, 656, 657, 658, 659, 660, 661, 662, 663, 664, 665, 666, 667, 668, 669, 670, 671, 672, 673, 674, 675, 676, 677, 678, 679, 680, 681, 682, 683, 684, 685, 686, 687, 688, 689, 690, 691, 692, 693, 694, 695, 696, 697, 698, 699, 700, 701, 702, 703, 704, 705, 706, 707, 708, 709, 710, 711, 712, 713, 714, 715, 716, 717, 718, 719, 720, 721, 722, 723, 724, 725, 726, 727, 728, 729, 730, 731, 732, 733, 734, 735, 736, 737, 738, 739, 740, 741, 742, 743, 744, 745, 746, 747, 748, 749, 750, 751, 752, 753, 754, 755, 756, 757, 758, 759, 760, 761, 762, 763, 764, 765, 766, 767, 768, 769, 770, 771, 772, 773, 774, 775, 776, 777, 778, 779, 780, 781, 782, 783, 784, 785, 786, 787, 788, 789, 790, 791, 792, 793, 794, 795, 796, 797, 798, 799, 800, 801, 802, 803, 804, 805, 806, 807, 808, 809, 810, 811, 812, 813, 814, 815, 816, 817, 818, 819, 820, 821, 822, 823, 824, 825, 826, 827, 828, 829, 830, 831, 832, 833, 834, 835, 836, 837, 838, 839, 840, 841, 842, 843, 844, 845, 846, 847, 848, 849, 850, 851, 852, 853, 854, 855, 856, 857, 858, 859, 860, 861, 862, 863, 864, 865, 866, 867, 868, 869, 870, 871, 872, 873, 874, 875, 876, 877, 878, 879, 880, 881, 882, 883, 884, 885, 886, 887, 888, 889, 890, 891, 892, 893, 894, 895, 896, 897, 898, 899, 900, 901, 902, 903, 904, 905, 906, 907, 908, 909, 910, 911, 912, 913, 914, 915, 916, 917, 918, 919, 920, 921, 922, 923, 924, 925, 926, 927, 928, 929, 930, 931, 932, 933, 934, 935, 936, 937, 938, 939, 940, 941, 942, 943, 944, 945, 946, 947, 948, 949, 950, 951, 952, 953, 954, 955, 956, 957, 958, 959, 960, 961, 962, 963, 964, 965, 966, 967, 968, 969, 970, 971, 972, 973, 974, 975, 976, 977, 978, 979, 980, 981, 982, 983, 984, 985, 986, 987, 988, 989, 990, 991, 992, 993, 994, 995, 996, 997, 998, 999, 1000

01 EASTERN ELEVATION
1:50

02 DETAIL SECTION
1:50

REVISIONS

NO.	DATE	DESCRIPTION
1	10/10/12	ISSUED FOR PERMIT
2	10/10/12	ISSUED FOR PERMIT
3	10/10/12	ISSUED FOR PERMIT
4	10/10/12	ISSUED FOR PERMIT
5	10/10/12	ISSUED FOR PERMIT
6	10/10/12	ISSUED FOR PERMIT
7	10/10/12	ISSUED FOR PERMIT
8	10/10/12	ISSUED FOR PERMIT
9	10/10/12	ISSUED FOR PERMIT
10	10/10/12	ISSUED FOR PERMIT

CONTRACT NO.

CLIENT

DESIGNER

DATE

CONTRACT NO.

CLIENT

DESIGNER

DATE

CONTRACT NO.

CLIENT

DESIGNER

DATE

CONTRACT NO.

CLIENT

DESIGNER

DATE

CONTRACT NO.

CLIENT

DESIGNER

DATE

CONTRACT NO.

CLIENT

DESIGNER

DATE

CONTRACT NO.

CLIENT

DESIGNER

DATE

CONTRACT NO.

CLIENT

DESIGNER

DATE

CONTRACT NO.

CLIENT

DESIGNER

DATE

RIVERFRONT APARTMENTS
320 CHURCH STREET
SYDNEY NSW 2008

DETAILED ELEVATIONS - PODIUM

REFERENCE SCALE: 1:50

1:50

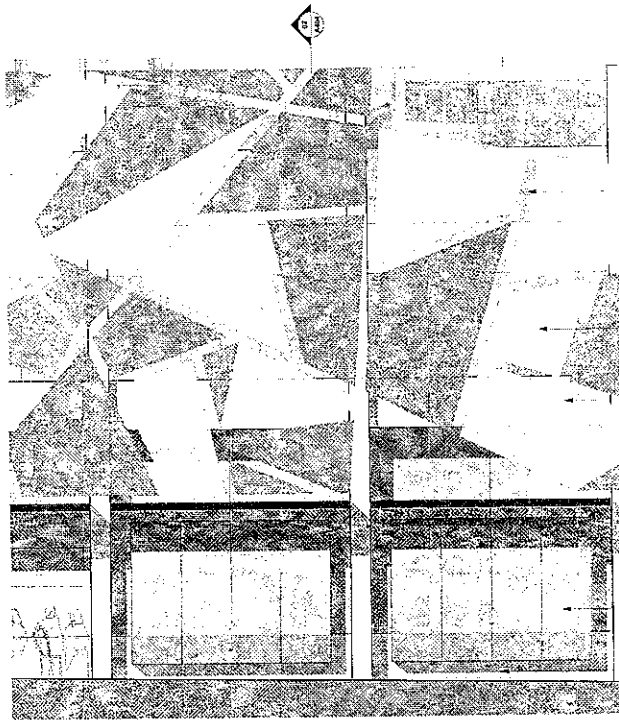
1:10

1:5

1:1

0 0.5 1 1.5 2

A403



01 WESTERN ELEVATION
1:50



KEY DIAGRAM

SMOOTH CONCRETE WITH PENETRATING PAINT FINISH OR SIMILAR COLOUR TBA

SMOOTH CONCRETE WITH PENETRATING PAINT FINISH OR SIMILAR NATURAL WHITE

PERFORATED ALUMINIUM SCREENS WITH VARIOUS APERTURES, 2 FACE POLYURETHANE COATED TO SPECIFIED COLORS

SMOOTH CONCRETE WITH PENETRATING PAINT FINISH OR SIMILAR NATURAL WHITE

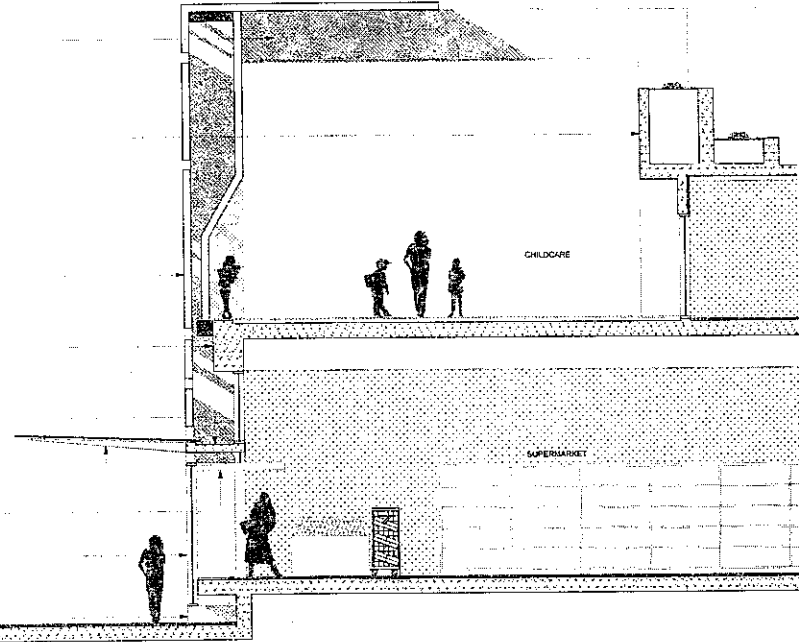
CONCRETE GUTTER

FRITTED TRANSLUCENT GLASS FINING TO ALLOW SOFT DIRECT LIGHT AND MINIMIZE NEED FOR FREQUENT CLEANING ON STEEL SUPPORT

MIRROR SURFACE TO REFLECT PRODUCE AND MAKE VISIBLE FROM STREET

GLASS POP-OUT BOX WITH DOUBLE GLASS TO CONCEAL SLAB AND HEAD

SMOOTH CONCRETE WITH PENETRATING PAINT FINISH OR SIMILAR COLOUR TBA




02 DETAIL SECTION
1:50

NSW GOVERNMENT
Planning
Under the Environmental Planning and Assessment Act 1979
Development Application No. MR 16-0121
granted on the 19 October 2012
Signed [Signature]
at 38 of 53


<p>03 MERITON LEVEL 11, MERITON TOWERS 151 WEST STREET, SYDNEY NSW 1000 CADAM ARCHITECTURE PTY LTD LEVEL 11, 151 WEST STREET 151 WEST STREET, SYDNEY NSW 2000 WWW.CADAMARCHITECTURE.COM.AU</p>	<p>04 ALL RIGHTS RESERVED</p>	<p>05 CONTRACT NO.</p>	<p>06 CONTRACT DATE</p>	<p>07 CONTRACT VALUE</p>	<p>08 CONTRACT TYPE</p>	<p>09 CONTRACT STATUS</p>	<p>10 CONTRACT DESCRIPTION</p>	<p>11 CONTRACT DOCUMENTS</p>	<p>12 CONTRACT CONDITIONS</p>	<p>13 CONTRACT VARIATIONS</p>	<p>14 CONTRACT TERMINATION</p>	<p>15 CONTRACT ASSIGNMENT</p>	<p>16 CONTRACT SUBCONTRACTING</p>	<p>17 CONTRACT SCHEDULES</p>	<p>18 CONTRACT DRAWINGS</p>	<p>19 CONTRACT SPECIFICATIONS</p>	<p>20 CONTRACT BILL OF MATERIALS</p>	<p>21 CONTRACT PAYMENTS</p>	<p>22 CONTRACT TAXATION</p>	<p>23 CONTRACT LEGAL</p>	<p>24 CONTRACT GENERAL</p>	<p>25 CONTRACT NOTES</p>	<p>26 CONTRACT ADDENDUMS</p>	<p>27 CONTRACT AMENDMENTS</p>	<p>28 CONTRACT VARIATIONS</p>	<p>29 CONTRACT TERMINATION</p>	<p>30 CONTRACT ASSIGNMENT</p>	<p>31 CONTRACT SUBCONTRACTING</p>	<p>32 CONTRACT SCHEDULES</p>	<p>33 CONTRACT DRAWINGS</p>	<p>34 CONTRACT SPECIFICATIONS</p>	<p>35 CONTRACT BILL OF MATERIALS</p>	<p>36 CONTRACT PAYMENTS</p>	<p>37 CONTRACT TAXATION</p>	<p>38 CONTRACT LEGAL</p>	<p>39 CONTRACT GENERAL</p>	<p>40 CONTRACT NOTES</p>	<p>41 CONTRACT ADDENDUMS</p>	<p>42 CONTRACT AMENDMENTS</p>	<p>43 CONTRACT VARIATIONS</p>	<p>44 CONTRACT TERMINATION</p>	<p>45 CONTRACT ASSIGNMENT</p>	<p>46 CONTRACT SUBCONTRACTING</p>	<p>47 CONTRACT SCHEDULES</p>	<p>48 CONTRACT DRAWINGS</p>	<p>49 CONTRACT SPECIFICATIONS</p>	<p>50 CONTRACT BILL OF MATERIALS</p>	<p>51 CONTRACT PAYMENTS</p>	<p>52 CONTRACT TAXATION</p>	<p>53 CONTRACT LEGAL</p>	<p>54 CONTRACT GENERAL</p>	<p>55 CONTRACT NOTES</p>	<p>56 CONTRACT ADDENDUMS</p>	<p>57 CONTRACT AMENDMENTS</p>	<p>58 CONTRACT VARIATIONS</p>	<p>59 CONTRACT TERMINATION</p>	<p>60 CONTRACT ASSIGNMENT</p>	<p>61 CONTRACT SUBCONTRACTING</p>	<p>62 CONTRACT SCHEDULES</p>	<p>63 CONTRACT DRAWINGS</p>	<p>64 CONTRACT SPECIFICATIONS</p>	<p>65 CONTRACT BILL OF MATERIALS</p>	<p>66 CONTRACT PAYMENTS</p>	<p>67 CONTRACT TAXATION</p>	<p>68 CONTRACT LEGAL</p>	<p>69 CONTRACT GENERAL</p>	<p>70 CONTRACT NOTES</p>	<p>71 CONTRACT ADDENDUMS</p>	<p>72 CONTRACT AMENDMENTS</p>	<p>73 CONTRACT VARIATIONS</p>	<p>74 CONTRACT TERMINATION</p>	<p>75 CONTRACT ASSIGNMENT</p>	<p>76 CONTRACT SUBCONTRACTING</p>	<p>77 CONTRACT SCHEDULES</p>	<p>78 CONTRACT DRAWINGS</p>	<p>79 CONTRACT SPECIFICATIONS</p>	<p>80 CONTRACT BILL OF MATERIALS</p>	<p>81 CONTRACT PAYMENTS</p>	<p>82 CONTRACT TAXATION</p>	<p>83 CONTRACT LEGAL</p>	<p>84 CONTRACT GENERAL</p>	<p>85 CONTRACT NOTES</p>	<p>86 CONTRACT ADDENDUMS</p>	<p>87 CONTRACT AMENDMENTS</p>	<p>88 CONTRACT VARIATIONS</p>	<p>89 CONTRACT TERMINATION</p>	<p>90 CONTRACT ASSIGNMENT</p>	<p>91 CONTRACT SUBCONTRACTING</p>	<p>92 CONTRACT SCHEDULES</p>	<p>93 CONTRACT DRAWINGS</p>	<p>94 CONTRACT SPECIFICATIONS</p>	<p>95 CONTRACT BILL OF MATERIALS</p>	<p>96 CONTRACT PAYMENTS</p>	<p>97 CONTRACT TAXATION</p>	<p>98 CONTRACT LEGAL</p>	<p>99 CONTRACT GENERAL</p>	<p>100 CONTRACT NOTES</p>

REFERENCE SCALE 1:50
0 0.5 1 1.5 2 2.5

RIVERFRONT APARTMENTS
3-5 ORCHARD STREET
PARRAMATTA NSW
DETAILED ELEVATIONS - PODIUM
A404




KEY DIAGRAM




(01) NORTHERN ELEVATION
1:50


- EXPRESSED SLAB - PENETRATING PAINT FINISH IN NATURAL WHITE OR SIMILAR
- GLASS - CLEAR
- CLEAR GLASS BALUSTRADE WITH DARK BRONZE ANODISED ALUMINIUM TOP RAIL (50MM X 8MM) FIXED TO SLAB EDGE.
- GLASS - OPAQUE
- SMOOTH CONCRETE WITH NATURAL WHITE PENETRATING PAINT FINISH OR SIMILAR
- ANODISED ALUMINIUM FRAMES (DARK BRONZE FINISH)
- 30MM ANODISED ALUMINIUM HORIZONTAL GLAZES IN SPANISH SILVER
- ALIGN WINDOW HEAD AND SILL WITH HORIZONTAL LOUVRES



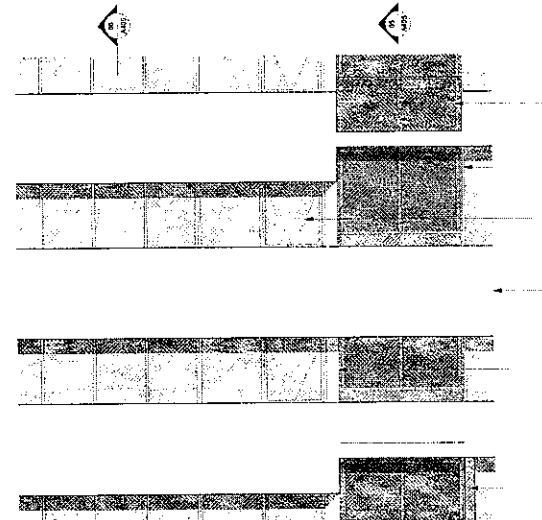
(02) DETAIL SECTION
1:50



(03) DETAIL SECTION
1:50




KEY DIAGRAM

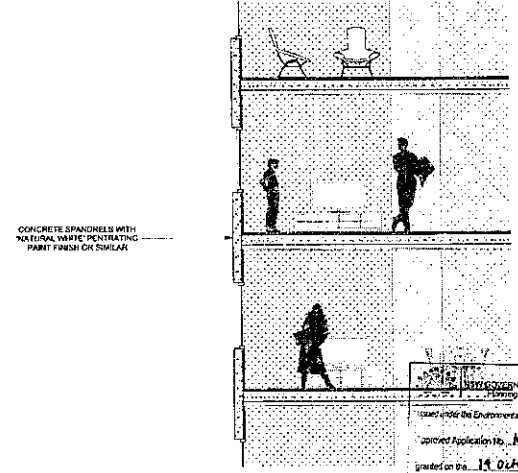


(04) EASTERN ELEVATION
1:50

- CLEAR GLASS BALUSTRADE WITH DARK BRONZE ANODISED ALUMINIUM TOP RAIL (50MM X 8MM)
- ANODISED ALUMINIUM FRAMES (DARK BRONZE FINISH)
- ALL OPENING WINDOWS TO HAVE MINIMUM OPENING TO CORNER WITH DEGA WHERE LOWER THAN 100MMFL
- CONCRETE SPANDRELS WITH NATURAL WHITE PENETRATING PAINT FINISH OR SIMILAR
- SMOOTH CONCRETE WITH NATURAL WHITE PENETRATING PAINT FINISH OR SIMILAR
- SMOOTH CONCRETE WITH SOFT AMBER PENETRATING PAINT FINISH OR SIMILAR



(05) DETAIL SECTION
1:50



(06) DETAIL SECTION
1:50

GENERAL LEGEND

ALL ARCHITECTURAL DRAWINGS AND DOCUMENTS TO BE READ IN CONJUNCTION WITH THESE GENERAL NOTES AND REPORTS. FOR ALL ELEVATION LEVELS REFER TO APPROPRIATE DRAWINGS. USE THESE DIMENSIONS ONLY - DO NOT SCALE FROM DRAWINGS. WHERE THE COORDINATE DIMENSION WITH REFERENCE TO PROCEEDING DRAWING ONLY THEY CAN BE ARCHITECTURAL. DIMENSIONAL TOLERANCES FOR DIMENSIONS ONLY CHANGES MUST NOT BE MADE TO DOCUMENTS WITHOUT ARCHITECT'S CONSENT.

LEGEND - EXTERNAL FINISHES

- A1/A2 ANODISED ALUMINIUM FRAME - VARIETY LEPTHS (DN: 450, 600MM)
- A3 ALUMINIUM SLIDING SYSTEMS
- B1/B2 BALUSTRADE - CONCRETE WITH PAINTED FINISH OR CLEAR
- B3 BALUSTRADE - METAL
- D1 GLAZING TYPE 1 - CLEAR
- D2 GLAZING TYPE 2 - TRANSLUCENT GLASS COLOUR TINT
- D3 GLAZING TYPE 3 - OPAQUE FILM APPLIED COLOUR TINT

FINISHES

- PC-1 POLISHED CONCRETE GRANULES FINISH WITH POLYURETHANE PAINT FINISH OR SPALAT
- PC-2 POLISHED CONCRETE GRANULES FINISH WITH POLYURETHANE PAINT FINISH OR SPALAT
- PC-3 SMOOTH PRECAST CONCRETE WITH PAINTED FINISH
- PC-4 SMOOTH PRECAST CONCRETE WITH PAINTED FINISH
- PC-5 SMOOTH PRECAST CONCRETE WITH PAINTED FINISH
- PC-6 SMOOTH PRECAST CONCRETE WITH PAINTED FINISH
- PC-7 SMOOTH PRECAST CONCRETE WITH PAINTED FINISH
- PC-8 SMOOTH PRECAST CONCRETE WITH PAINTED FINISH
- PC-9 SMOOTH PRECAST CONCRETE WITH PAINTED FINISH
- PC-10 SMOOTH PRECAST CONCRETE WITH PAINTED FINISH
- PC-11 SMOOTH PRECAST CONCRETE WITH PAINTED FINISH
- PC-12 SMOOTH PRECAST CONCRETE WITH PAINTED FINISH
- PC-13 SMOOTH PRECAST CONCRETE WITH PAINTED FINISH
- PC-14 SMOOTH PRECAST CONCRETE WITH PAINTED FINISH
- PC-15 SMOOTH PRECAST CONCRETE WITH PAINTED FINISH
- PC-16 SMOOTH PRECAST CONCRETE WITH PAINTED FINISH
- PC-17 SMOOTH PRECAST CONCRETE WITH PAINTED FINISH
- PC-18 SMOOTH PRECAST CONCRETE WITH PAINTED FINISH
- PC-19 SMOOTH PRECAST CONCRETE WITH PAINTED FINISH
- PC-20 SMOOTH PRECAST CONCRETE WITH PAINTED FINISH

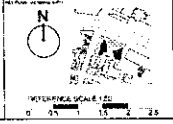
ANODISED ALUMINIUM FRAME FINISHES

- AF-1 ANODISED ALUMINIUM FRAME FINISHES
- AF-2 ANODISED ALUMINIUM FRAME FINISHES
- AF-3 ANODISED ALUMINIUM FRAME FINISHES
- AF-4 ANODISED ALUMINIUM FRAME FINISHES
- AF-5 ANODISED ALUMINIUM FRAME FINISHES
- AF-6 ANODISED ALUMINIUM FRAME FINISHES
- AF-7 ANODISED ALUMINIUM FRAME FINISHES
- AF-8 ANODISED ALUMINIUM FRAME FINISHES
- AF-9 ANODISED ALUMINIUM FRAME FINISHES
- AF-10 ANODISED ALUMINIUM FRAME FINISHES
- AF-11 ANODISED ALUMINIUM FRAME FINISHES
- AF-12 ANODISED ALUMINIUM FRAME FINISHES
- AF-13 ANODISED ALUMINIUM FRAME FINISHES
- AF-14 ANODISED ALUMINIUM FRAME FINISHES
- AF-15 ANODISED ALUMINIUM FRAME FINISHES
- AF-16 ANODISED ALUMINIUM FRAME FINISHES
- AF-17 ANODISED ALUMINIUM FRAME FINISHES
- AF-18 ANODISED ALUMINIUM FRAME FINISHES
- AF-19 ANODISED ALUMINIUM FRAME FINISHES
- AF-20 ANODISED ALUMINIUM FRAME FINISHES

NO.	DESCRIPTION	DATE	BY	CHECKED
1	ISSUED FOR PERMIT	10/11/12
2	ISSUED FOR PERMIT	10/11/12
3	ISSUED FOR PERMIT	10/11/12
4	ISSUED FOR PERMIT	10/11/12
5	ISSUED FOR PERMIT	10/11/12

NOTES

1. ON ANY SCALE OF THE DRAWINGS, USE FIGURED DIMENSIONS ONLY. VERIFY ALL DIMENSIONS ON SITE AND RECHECK ALL DIMENSIONS BEFORE PROCEEDING TO CONSTRUCTION. THE PROPERTY OF THE CLIENT IS TO BE MAINTAINED AND THE DESIGNER IS NOT RESPONSIBLE FOR THE ACCURACY OF THE DIMENSIONS ON SITE. VERIFY THE EXISTING SITE AND VERIFY SITE CONDITIONS PRIOR TO CONSTRUCTION WORK. SUBJECT TO THE ABOVE, THE DESIGNER IS NOT RESPONSIBLE FOR THE ACCURACY OF THE DIMENSIONS ON SITE. VERIFY THE EXISTING SITE AND VERIFY SITE CONDITIONS PRIOR TO CONSTRUCTION WORK. SUBJECT TO THE ABOVE, THE DESIGNER IS NOT RESPONSIBLE FOR THE ACCURACY OF THE DIMENSIONS ON SITE.




RIVERFRONT APARTMENTS

100 CHURCH STREET
PHARMACIA NSW

DETAILED ELEVATIONS - EAST TOWER

NSW GOVERNMENT
PLANNING
10001666 the Environmental Planning and Assessment Act 1979
Jointed Application No. MP10/001
Granted on the 19 October 2012
Signed: [Signature]
Sheet No. 23 of 58

NO.	DESCRIPTION	DATE	BY	CHECKED
1	ISSUED FOR PERMIT	10/11/12
2	ISSUED FOR PERMIT	10/11/12
3	ISSUED FOR PERMIT	10/11/12
4	ISSUED FOR PERMIT	10/11/12
5	ISSUED FOR PERMIT	10/11/12



KEY DIAGRAM


01 SOUTHERN ELEVATION 1:50

CONCRETE SPANDRELS WITH NATURAL WHITE PENETRATING PAINT FINISH OR SIMILAR

SMOOTH CONCRETE WITH NATURAL WHITE PENETRATING PAINT FINISH OR SIMILAR

CLEAR GLASS BALUSTRADE WITH DARK BRONZE ANODISED ALUMINIUM TOP RAIL (50MM X 8MM)

ANODISED ALUMINIUM FRAMES, DARK BRONZE FINISH




02 DETAIL SECTION 1:50

CONCRETE SPANDRELS WITH NATURAL WHITE PENETRATING PAINT FINISH OR SIMILAR

SMOOTH CONCRETE WITH NATURAL WHITE PENETRATING PAINT FINISH OR SIMILAR

CLEAR GLASS BALUSTRADE WITH DARK BRONZE ANODISED ALUMINIUM TOP RAIL (50MM X 8MM)



03 DETAIL SECTION 1:50

GENERAL LEGEND
 ALL ARCHITECTURAL DRAWINGS AND DOCUMENTS TO BE READ IN CONJUNCTION WITH GENERAL NOTES AND REVISIONS AND REVISIONS.
 FOR ALL EXTERNAL LEVELS REFER TO ARCHITECT'S DRAWINGS.
 USE FINISH PENETRATING PAINT FINISH OR SIMILAR.
 UNLESS OTHERWISE SPECIFIED, ALL MATERIALS TO BE SUPPLIED BY THE ARCHITECT.
 UNLESS OTHERWISE SPECIFIED, ALL MATERIALS TO BE SUPPLIED BY THE ARCHITECT.
 UNLESS OTHERWISE SPECIFIED, ALL MATERIALS TO BE SUPPLIED BY THE ARCHITECT.

LEGEND - EXTERNAL FINISHES
 A10 ALUMINIUM VERTICAL BLADE, VARIOUS DEPTHS (MAX. 60MM)
 A11 ALUMINIUM HORIZONTAL BLADE
 B10 BALUSTRADE - GLASS
 B11 BALUSTRADE - CONCRETE WITH PAINTED FINISH OF TOP RAIL
 B12 BALUSTRADE - CONCRETE WITH PAINTED FINISH OF TOP RAIL
 B13 BALUSTRADE - CONCRETE WITH PAINTED FINISH OF TOP RAIL
 C10 CLEAR GLASS
 C11 CLEAR GLASS
 C12 CLEAR GLASS
 C13 CLEAR GLASS
 C14 CLEAR GLASS
 C15 CLEAR GLASS
 C16 CLEAR GLASS
 C17 CLEAR GLASS
 C18 CLEAR GLASS
 C19 CLEAR GLASS
 C20 CLEAR GLASS
 C21 CLEAR GLASS
 C22 CLEAR GLASS
 C23 CLEAR GLASS
 C24 CLEAR GLASS
 C25 CLEAR GLASS
 C26 CLEAR GLASS
 C27 CLEAR GLASS
 C28 CLEAR GLASS
 C29 CLEAR GLASS
 C30 CLEAR GLASS
 C31 CLEAR GLASS
 C32 CLEAR GLASS
 C33 CLEAR GLASS
 C34 CLEAR GLASS
 C35 CLEAR GLASS
 C36 CLEAR GLASS
 C37 CLEAR GLASS
 C38 CLEAR GLASS
 C39 CLEAR GLASS
 C40 CLEAR GLASS
 C41 CLEAR GLASS
 C42 CLEAR GLASS
 C43 CLEAR GLASS
 C44 CLEAR GLASS
 C45 CLEAR GLASS
 C46 CLEAR GLASS
 C47 CLEAR GLASS
 C48 CLEAR GLASS
 C49 CLEAR GLASS
 C50 CLEAR GLASS
 C51 CLEAR GLASS
 C52 CLEAR GLASS
 C53 CLEAR GLASS
 C54 CLEAR GLASS
 C55 CLEAR GLASS
 C56 CLEAR GLASS
 C57 CLEAR GLASS
 C58 CLEAR GLASS
 C59 CLEAR GLASS
 C60 CLEAR GLASS
 C61 CLEAR GLASS
 C62 CLEAR GLASS
 C63 CLEAR GLASS
 C64 CLEAR GLASS
 C65 CLEAR GLASS
 C66 CLEAR GLASS
 C67 CLEAR GLASS
 C68 CLEAR GLASS
 C69 CLEAR GLASS
 C70 CLEAR GLASS
 C71 CLEAR GLASS
 C72 CLEAR GLASS
 C73 CLEAR GLASS
 C74 CLEAR GLASS
 C75 CLEAR GLASS
 C76 CLEAR GLASS
 C77 CLEAR GLASS
 C78 CLEAR GLASS
 C79 CLEAR GLASS
 C80 CLEAR GLASS
 C81 CLEAR GLASS
 C82 CLEAR GLASS
 C83 CLEAR GLASS
 C84 CLEAR GLASS
 C85 CLEAR GLASS
 C86 CLEAR GLASS
 C87 CLEAR GLASS
 C88 CLEAR GLASS
 C89 CLEAR GLASS
 C90 CLEAR GLASS
 C91 CLEAR GLASS
 C92 CLEAR GLASS
 C93 CLEAR GLASS
 C94 CLEAR GLASS
 C95 CLEAR GLASS
 C96 CLEAR GLASS
 C97 CLEAR GLASS
 C98 CLEAR GLASS
 C99 CLEAR GLASS
 C100 CLEAR GLASS


LEGEND - MATERIALS
 M10 CONCRETE
 M11 CONCRETE
 M12 CONCRETE
 M13 CONCRETE
 M14 CONCRETE
 M15 CONCRETE
 M16 CONCRETE
 M17 CONCRETE
 M18 CONCRETE
 M19 CONCRETE
 M20 CONCRETE
 M21 CONCRETE
 M22 CONCRETE
 M23 CONCRETE
 M24 CONCRETE
 M25 CONCRETE
 M26 CONCRETE
 M27 CONCRETE
 M28 CONCRETE
 M29 CONCRETE
 M30 CONCRETE
 M31 CONCRETE
 M32 CONCRETE
 M33 CONCRETE
 M34 CONCRETE
 M35 CONCRETE
 M36 CONCRETE
 M37 CONCRETE
 M38 CONCRETE
 M39 CONCRETE
 M40 CONCRETE
 M41 CONCRETE
 M42 CONCRETE
 M43 CONCRETE
 M44 CONCRETE
 M45 CONCRETE
 M46 CONCRETE
 M47 CONCRETE
 M48 CONCRETE
 M49 CONCRETE
 M50 CONCRETE
 M51 CONCRETE
 M52 CONCRETE
 M53 CONCRETE
 M54 CONCRETE
 M55 CONCRETE
 M56 CONCRETE
 M57 CONCRETE
 M58 CONCRETE
 M59 CONCRETE
 M60 CONCRETE
 M61 CONCRETE
 M62 CONCRETE
 M63 CONCRETE
 M64 CONCRETE
 M65 CONCRETE
 M66 CONCRETE
 M67 CONCRETE
 M68 CONCRETE
 M69 CONCRETE
 M70 CONCRETE
 M71 CONCRETE
 M72 CONCRETE
 M73 CONCRETE
 M74 CONCRETE
 M75 CONCRETE
 M76 CONCRETE
 M77 CONCRETE
 M78 CONCRETE
 M79 CONCRETE
 M80 CONCRETE
 M81 CONCRETE
 M82 CONCRETE
 M83 CONCRETE
 M84 CONCRETE
 M85 CONCRETE
 M86 CONCRETE
 M87 CONCRETE
 M88 CONCRETE
 M89 CONCRETE
 M90 CONCRETE
 M91 CONCRETE
 M92 CONCRETE
 M93 CONCRETE
 M94 CONCRETE
 M95 CONCRETE
 M96 CONCRETE
 M97 CONCRETE
 M98 CONCRETE
 M99 CONCRETE
 M100 CONCRETE

LEGEND - FINISHES
 F10 PAINTED TO EXTERIOR
 F11 PAINTED TO EXTERIOR
 F12 PAINTED TO EXTERIOR
 F13 PAINTED TO EXTERIOR
 F14 PAINTED TO EXTERIOR
 F15 PAINTED TO EXTERIOR
 F16 PAINTED TO EXTERIOR
 F17 PAINTED TO EXTERIOR
 F18 PAINTED TO EXTERIOR
 F19 PAINTED TO EXTERIOR
 F20 PAINTED TO EXTERIOR
 F21 PAINTED TO EXTERIOR
 F22 PAINTED TO EXTERIOR
 F23 PAINTED TO EXTERIOR
 F24 PAINTED TO EXTERIOR
 F25 PAINTED TO EXTERIOR
 F26 PAINTED TO EXTERIOR
 F27 PAINTED TO EXTERIOR
 F28 PAINTED TO EXTERIOR
 F29 PAINTED TO EXTERIOR
 F30 PAINTED TO EXTERIOR
 F31 PAINTED TO EXTERIOR
 F32 PAINTED TO EXTERIOR
 F33 PAINTED TO EXTERIOR
 F34 PAINTED TO EXTERIOR
 F35 PAINTED TO EXTERIOR
 F36 PAINTED TO EXTERIOR
 F37 PAINTED TO EXTERIOR
 F38 PAINTED TO EXTERIOR
 F39 PAINTED TO EXTERIOR
 F40 PAINTED TO EXTERIOR
 F41 PAINTED TO EXTERIOR
 F42 PAINTED TO EXTERIOR
 F43 PAINTED TO EXTERIOR
 F44 PAINTED TO EXTERIOR
 F45 PAINTED TO EXTERIOR
 F46 PAINTED TO EXTERIOR
 F47 PAINTED TO EXTERIOR
 F48 PAINTED TO EXTERIOR
 F49 PAINTED TO EXTERIOR
 F50 PAINTED TO EXTERIOR
 F51 PAINTED TO EXTERIOR
 F52 PAINTED TO EXTERIOR
 F53 PAINTED TO EXTERIOR
 F54 PAINTED TO EXTERIOR
 F55 PAINTED TO EXTERIOR
 F56 PAINTED TO EXTERIOR
 F57 PAINTED TO EXTERIOR
 F58 PAINTED TO EXTERIOR
 F59 PAINTED TO EXTERIOR
 F60 PAINTED TO EXTERIOR
 F61 PAINTED TO EXTERIOR
 F62 PAINTED TO EXTERIOR
 F63 PAINTED TO EXTERIOR
 F64 PAINTED TO EXTERIOR
 F65 PAINTED TO EXTERIOR
 F66 PAINTED TO EXTERIOR
 F67 PAINTED TO EXTERIOR
 F68 PAINTED TO EXTERIOR
 F69 PAINTED TO EXTERIOR
 F70 PAINTED TO EXTERIOR
 F71 PAINTED TO EXTERIOR
 F72 PAINTED TO EXTERIOR
 F73 PAINTED TO EXTERIOR
 F74 PAINTED TO EXTERIOR
 F75 PAINTED TO EXTERIOR
 F76 PAINTED TO EXTERIOR
 F77 PAINTED TO EXTERIOR
 F78 PAINTED TO EXTERIOR
 F79 PAINTED TO EXTERIOR
 F80 PAINTED TO EXTERIOR
 F81 PAINTED TO EXTERIOR
 F82 PAINTED TO EXTERIOR
 F83 PAINTED TO EXTERIOR
 F84 PAINTED TO EXTERIOR
 F85 PAINTED TO EXTERIOR
 F86 PAINTED TO EXTERIOR
 F87 PAINTED TO EXTERIOR
 F88 PAINTED TO EXTERIOR
 F89 PAINTED TO EXTERIOR
 F90 PAINTED TO EXTERIOR
 F91 PAINTED TO EXTERIOR
 F92 PAINTED TO EXTERIOR
 F93 PAINTED TO EXTERIOR
 F94 PAINTED TO EXTERIOR
 F95 PAINTED TO EXTERIOR
 F96 PAINTED TO EXTERIOR
 F97 PAINTED TO EXTERIOR
 F98 PAINTED TO EXTERIOR
 F99 PAINTED TO EXTERIOR
 F100 PAINTED TO EXTERIOR

NO.	DESCRIPTION	DATE	BY	CHECKED BY
1	ISSUED FOR PERMIT	10/10/12	JUN HU	JUN HU
2	ISSUED FOR PERMIT	10/10/12	JUN HU	JUN HU
3	ISSUED FOR PERMIT	10/10/12	JUN HU	JUN HU
4	ISSUED FOR PERMIT	10/10/12	JUN HU	JUN HU
5	ISSUED FOR PERMIT	10/10/12	JUN HU	JUN HU
6	ISSUED FOR PERMIT	10/10/12	JUN HU	JUN HU
7	ISSUED FOR PERMIT	10/10/12	JUN HU	JUN HU
8	ISSUED FOR PERMIT	10/10/12	JUN HU	JUN HU
9	ISSUED FOR PERMIT	10/10/12	JUN HU	JUN HU
10	ISSUED FOR PERMIT	10/10/12	JUN HU	JUN HU

NOTES
 1. ALL MATERIALS TO BE SUPPLIED BY THE ARCHITECT.
 2. UNLESS OTHERWISE SPECIFIED, ALL MATERIALS TO BE SUPPLIED BY THE ARCHITECT.
 3. UNLESS OTHERWISE SPECIFIED, ALL MATERIALS TO BE SUPPLIED BY THE ARCHITECT.
 4. UNLESS OTHERWISE SPECIFIED, ALL MATERIALS TO BE SUPPLIED BY THE ARCHITECT.
 5. UNLESS OTHERWISE SPECIFIED, ALL MATERIALS TO BE SUPPLIED BY THE ARCHITECT.
 6. UNLESS OTHERWISE SPECIFIED, ALL MATERIALS TO BE SUPPLIED BY THE ARCHITECT.
 7. UNLESS OTHERWISE SPECIFIED, ALL MATERIALS TO BE SUPPLIED BY THE ARCHITECT.
 8. UNLESS OTHERWISE SPECIFIED, ALL MATERIALS TO BE SUPPLIED BY THE ARCHITECT.
 9. UNLESS OTHERWISE SPECIFIED, ALL MATERIALS TO BE SUPPLIED BY THE ARCHITECT.
 10. UNLESS OTHERWISE SPECIFIED, ALL MATERIALS TO BE SUPPLIED BY THE ARCHITECT.

LEGEND - FINISHES
 F10 PAINTED TO EXTERIOR
 F11 PAINTED TO EXTERIOR
 F12 PAINTED TO EXTERIOR
 F13 PAINTED TO EXTERIOR
 F14 PAINTED TO EXTERIOR
 F15 PAINTED TO EXTERIOR
 F16 PAINTED TO EXTERIOR
 F17 PAINTED TO EXTERIOR
 F18 PAINTED TO EXTERIOR
 F19 PAINTED TO EXTERIOR
 F20 PAINTED TO EXTERIOR
 F21 PAINTED TO EXTERIOR
 F22 PAINTED TO EXTERIOR
 F23 PAINTED TO EXTERIOR
 F24 PAINTED TO EXTERIOR
 F25 PAINTED TO EXTERIOR
 F26 PAINTED TO EXTERIOR
 F27 PAINTED TO EXTERIOR
 F28 PAINTED TO EXTERIOR
 F29 PAINTED TO EXTERIOR
 F30 PAINTED TO EXTERIOR
 F31 PAINTED TO EXTERIOR
 F32 PAINTED TO EXTERIOR
 F33 PAINTED TO EXTERIOR
 F34 PAINTED TO EXTERIOR
 F35 PAINTED TO EXTERIOR
 F36 PAINTED TO EXTERIOR
 F37 PAINTED TO EXTERIOR
 F38 PAINTED TO EXTERIOR
 F39 PAINTED TO EXTERIOR
 F40 PAINTED TO EXTERIOR
 F41 PAINTED TO EXTERIOR
 F42 PAINTED TO EXTERIOR
 F43 PAINTED TO EXTERIOR
 F44 PAINTED TO EXTERIOR
 F45 PAINTED TO EXTERIOR
 F46 PAINTED TO EXTERIOR
 F47 PAINTED TO EXTERIOR
 F48 PAINTED TO EXTERIOR
 F49 PAINTED TO EXTERIOR
 F50 PAINTED TO EXTERIOR
 F51 PAINTED TO EXTERIOR
 F52 PAINTED TO EXTERIOR
 F53 PAINTED TO EXTERIOR
 F54 PAINTED TO EXTERIOR
 F55 PAINTED TO EXTERIOR
 F56 PAINTED TO EXTERIOR
 F57 PAINTED TO EXTERIOR
 F58 PAINTED TO EXTERIOR
 F59 PAINTED TO EXTERIOR
 F60 PAINTED TO EXTERIOR
 F61 PAINTED TO EXTERIOR
 F62 PAINTED TO EXTERIOR
 F63 PAINTED TO EXTERIOR
 F64 PAINTED TO EXTERIOR
 F65 PAINTED TO EXTERIOR
 F66 PAINTED TO EXTERIOR
 F67 PAINTED TO EXTERIOR
 F68 PAINTED TO EXTERIOR
 F69 PAINTED TO EXTERIOR
 F70 PAINTED TO EXTERIOR
 F71 PAINTED TO EXTERIOR
 F72 PAINTED TO EXTERIOR
 F73 PAINTED TO EXTERIOR
 F74 PAINTED TO EXTERIOR
 F75 PAINTED TO EXTERIOR
 F76 PAINTED TO EXTERIOR
 F77 PAINTED TO EXTERIOR
 F78 PAINTED TO EXTERIOR
 F79 PAINTED TO EXTERIOR
 F80 PAINTED TO EXTERIOR
 F81 PAINTED TO EXTERIOR
 F82 PAINTED TO EXTERIOR
 F83 PAINTED TO EXTERIOR
 F84 PAINTED TO EXTERIOR
 F85 PAINTED TO EXTERIOR
 F86 PAINTED TO EXTERIOR
 F87 PAINTED TO EXTERIOR
 F88 PAINTED TO EXTERIOR
 F89 PAINTED TO EXTERIOR
 F90 PAINTED TO EXTERIOR
 F91 PAINTED TO EXTERIOR
 F92 PAINTED TO EXTERIOR
 F93 PAINTED TO EXTERIOR
 F94 PAINTED TO EXTERIOR
 F95 PAINTED TO EXTERIOR
 F96 PAINTED TO EXTERIOR
 F97 PAINTED TO EXTERIOR
 F98 PAINTED TO EXTERIOR
 F99 PAINTED TO EXTERIOR
 F100 PAINTED TO EXTERIOR



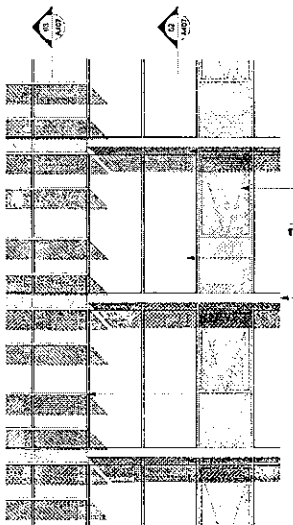
RIVERFRONT APARTMENTS
 100 CHURCH STREET
 SYDNEY NSW

NO.	DATE	REVISION	BY
1	10/10/12	ISSUED FOR PERMIT	JUN HU
2	10/10/12	ISSUED FOR PERMIT	JUN HU
3	10/10/12	ISSUED FOR PERMIT	JUN HU
4	10/10/12	ISSUED FOR PERMIT	JUN HU
5	10/10/12	ISSUED FOR PERMIT	JUN HU
6	10/10/12	ISSUED FOR PERMIT	JUN HU
7	10/10/12	ISSUED FOR PERMIT	JUN HU
8	10/10/12	ISSUED FOR PERMIT	JUN HU
9	10/10/12	ISSUED FOR PERMIT	JUN HU
10	10/10/12	ISSUED FOR PERMIT	JUN HU

DETAILED ELEVATIONS - EAST TOWER


A406

NEW GOVERNMENT
 Planning
 Application for the Environmental Planning and Assessment Act 1977
 Application No. M210-0171
 Lodged on the 19 October 2012
 Signed: [Signature]
 Date: 19/10/12

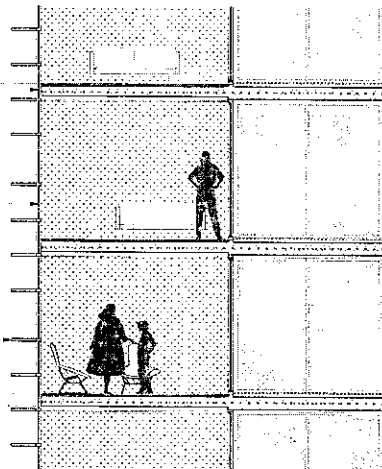


01 WESTERN ELEVATION 1:50

- GLASS - OPAQUE
- GLASS - CLEAR
- ALIGN WINDOW SILLS WITH HORIZONTAL LOUVERES
- GLASS - TRANSLUCENT
- EXPRESSED SLAB - PENETRATING PAINT FINISH OR SIMILAR IN NATURAL WHITE
- 300MM ANODISED ALUMINIUM HORIZONTAL BLADES IN 'SPANISH SILVER'




02 DETAIL SECTION 1:50




03 DETAIL SECTION 1:50

- GLASS - OPAQUE
- GLASS - TRANSLUCENT
- 300MM ANODISED ALUMINIUM HORIZONTAL BLADES IN 'SPANISH SILVER'



04 WESTERN ELEVATION 1:50

- ALL OPENING WINDOWS TO HAVE MINIMUM OPENING TO COVER WITH BCA WHERE LOWER THAN 1000MM PL
- CONCRETE SPANDRELS WITH NATURAL WHITE FINISH (PAINTING PAINT FINISH OR SIMILAR)
- ANODISED ALUMINIUM FRAMES, DARK BRONZE FINISH
- CLEAR GLASS BALUSTRADE WITH DARK BRONZE ANODISED ALUMINIUM TOP RAIL (300MM X 75MM)
- SMOOTH CONCRETE WITH NATURAL WHITE PENETRATING PAINT FINISH OR SIMILAR



05 DETAIL SECTION 1:50

GENERAL LEGEND
 ALL ARCHITECTURAL DRAWINGS AND DOCUMENTS TO BE READ IN CONJUNCTION WITH OTHER DOCUMENTS AND REPORTS.
 USE THESE DIMENSIONS ONLY - DO NOT SCALE FROM DRAWINGS.
 DIMENSIONS GIVEN IN METERS UNLESS OTHERWISE STATED.
 DIMENSIONS GIVEN IN MILLIMETERS UNLESS OTHERWISE STATED.
 DIMENSIONS GIVEN IN METERS UNLESS OTHERWISE STATED.
 DIMENSIONS GIVEN IN MILLIMETERS UNLESS OTHERWISE STATED.

LEGEND - EXTERNAL FINISHES
 A16 ALUMINIUM VERTICAL BLADE - VARYING DEPTHS (50 AND 80MM)
 A17 ALUMINIUM BALUSTRADE
 A18 CONCRETE SPANDREL WITH PAINTED FINISH OR SIMILAR
 A19 BALUSTRADE WITH PAINTED FINISH OR SIMILAR
 A20 CLEAR GLASS
 A21 TRANSLUCENT GLASS
 A22 OPAQUE GLASS
 A23 OPAQUE GLASS WITH ANODISED ALUMINIUM

P16 PRECAST CONCRETE SPANDREL PANELS WITH
 P17 SMOOTH PRECAST CONCRETE WITH PAINTED FINISH
 P18 SMOOTH PRECAST CONCRETE WITH PENETRATING PAINT FINISH OR SIMILAR
 P19 SMOOTH PRECAST CONCRETE WITH PENETRATING PAINT FINISH OR SIMILAR
 P20 SMOOTH PRECAST CONCRETE WITH PENETRATING PAINT FINISH OR SIMILAR

A16 ALUMINIUM HORIZONTAL BLADE
 A17 PAINTED GLASS
 A18 PENETRATING PAINT FINISH

CONCRETE
 BRICK
 GLASS
 METAL
 PAINT
 PLASTER
 RENDER
 STONE
 TILE
 WOOD

DO NOT SCALE OFF THIS DRAWING USE FIELD AND DIMENSIONS ONLY.
 DIMENSIONS GIVEN IN METERS UNLESS OTHERWISE STATED.
 DIMENSIONS GIVEN IN MILLIMETERS UNLESS OTHERWISE STATED.

DO NOT SCALE OFF THIS DRAWING USE FIELD AND DIMENSIONS ONLY.
 DIMENSIONS GIVEN IN METERS UNLESS OTHERWISE STATED.
 DIMENSIONS GIVEN IN MILLIMETERS UNLESS OTHERWISE STATED.

DO NOT SCALE OFF THIS DRAWING USE FIELD AND DIMENSIONS ONLY.
 DIMENSIONS GIVEN IN METERS UNLESS OTHERWISE STATED.
 DIMENSIONS GIVEN IN MILLIMETERS UNLESS OTHERWISE STATED.

DO NOT SCALE OFF THIS DRAWING USE FIELD AND DIMENSIONS ONLY.
 DIMENSIONS GIVEN IN METERS UNLESS OTHERWISE STATED.
 DIMENSIONS GIVEN IN MILLIMETERS UNLESS OTHERWISE STATED.

DO NOT SCALE OFF THIS DRAWING USE FIELD AND DIMENSIONS ONLY.
 DIMENSIONS GIVEN IN METERS UNLESS OTHERWISE STATED.
 DIMENSIONS GIVEN IN MILLIMETERS UNLESS OTHERWISE STATED.

DO NOT SCALE OFF THIS DRAWING USE FIELD AND DIMENSIONS ONLY.
 DIMENSIONS GIVEN IN METERS UNLESS OTHERWISE STATED.
 DIMENSIONS GIVEN IN MILLIMETERS UNLESS OTHERWISE STATED.

DO NOT SCALE OFF THIS DRAWING USE FIELD AND DIMENSIONS ONLY.
 DIMENSIONS GIVEN IN METERS UNLESS OTHERWISE STATED.
 DIMENSIONS GIVEN IN MILLIMETERS UNLESS OTHERWISE STATED.

DO NOT SCALE OFF THIS DRAWING USE FIELD AND DIMENSIONS ONLY.
 DIMENSIONS GIVEN IN METERS UNLESS OTHERWISE STATED.
 DIMENSIONS GIVEN IN MILLIMETERS UNLESS OTHERWISE STATED.

DO NOT SCALE OFF THIS DRAWING USE FIELD AND DIMENSIONS ONLY.
 DIMENSIONS GIVEN IN METERS UNLESS OTHERWISE STATED.
 DIMENSIONS GIVEN IN MILLIMETERS UNLESS OTHERWISE STATED.

NEW SOUTH WALES
 Planning
 Environmental Planning and Assessment Act 1979
 Application No. ME10-0171
 dated on the 19 October 2012
 Signed [Signature]
 Date No. 41 of 11

MERITON
 MERITON APARTMENTS
 LEVEL 14 MERITON TOWER
 120 RIVER STREET, SYDNEY
 NSW 2011
 WWW.MERITON.COM.AU

TOM HUGHES ARCHITECTURE
 120 RIVER STREET, SYDNEY
 NSW 2011
 WWW.TOMHUGHESARCHITECTURE.COM.AU

CONCRETE
 BRICK
 GLASS
 METAL
 PAINT
 PLASTER
 RENDER
 STONE
 TILE
 WOOD

DO NOT SCALE OFF THIS DRAWING USE FIELD AND DIMENSIONS ONLY.
 DIMENSIONS GIVEN IN METERS UNLESS OTHERWISE STATED.
 DIMENSIONS GIVEN IN MILLIMETERS UNLESS OTHERWISE STATED.

DO NOT SCALE OFF THIS DRAWING USE FIELD AND DIMENSIONS ONLY.
 DIMENSIONS GIVEN IN METERS UNLESS OTHERWISE STATED.
 DIMENSIONS GIVEN IN MILLIMETERS UNLESS OTHERWISE STATED.

DO NOT SCALE OFF THIS DRAWING USE FIELD AND DIMENSIONS ONLY.
 DIMENSIONS GIVEN IN METERS UNLESS OTHERWISE STATED.
 DIMENSIONS GIVEN IN MILLIMETERS UNLESS OTHERWISE STATED.

DO NOT SCALE OFF THIS DRAWING USE FIELD AND DIMENSIONS ONLY.
 DIMENSIONS GIVEN IN METERS UNLESS OTHERWISE STATED.
 DIMENSIONS GIVEN IN MILLIMETERS UNLESS OTHERWISE STATED.

DO NOT SCALE OFF THIS DRAWING USE FIELD AND DIMENSIONS ONLY.
 DIMENSIONS GIVEN IN METERS UNLESS OTHERWISE STATED.
 DIMENSIONS GIVEN IN MILLIMETERS UNLESS OTHERWISE STATED.

DO NOT SCALE OFF THIS DRAWING USE FIELD AND DIMENSIONS ONLY.
 DIMENSIONS GIVEN IN METERS UNLESS OTHERWISE STATED.
 DIMENSIONS GIVEN IN MILLIMETERS UNLESS OTHERWISE STATED.

DO NOT SCALE OFF THIS DRAWING USE FIELD AND DIMENSIONS ONLY.
 DIMENSIONS GIVEN IN METERS UNLESS OTHERWISE STATED.
 DIMENSIONS GIVEN IN MILLIMETERS UNLESS OTHERWISE STATED.

DO NOT SCALE OFF THIS DRAWING USE FIELD AND DIMENSIONS ONLY.
 DIMENSIONS GIVEN IN METERS UNLESS OTHERWISE STATED.
 DIMENSIONS GIVEN IN MILLIMETERS UNLESS OTHERWISE STATED.


DO NOT SCALE OFF THIS DRAWING USE FIELD AND DIMENSIONS ONLY.
 DIMENSIONS GIVEN IN METERS UNLESS OTHERWISE STATED.
 DIMENSIONS GIVEN IN MILLIMETERS UNLESS OTHERWISE STATED.

DO NOT SCALE OFF THIS DRAWING USE FIELD AND DIMENSIONS ONLY.
 DIMENSIONS GIVEN IN METERS UNLESS OTHERWISE STATED.
 DIMENSIONS GIVEN IN MILLIMETERS UNLESS OTHERWISE STATED.

DO NOT SCALE OFF THIS DRAWING USE FIELD AND DIMENSIONS ONLY.
 DIMENSIONS GIVEN IN METERS UNLESS OTHERWISE STATED.
 DIMENSIONS GIVEN IN MILLIMETERS UNLESS OTHERWISE STATED.

DO NOT SCALE OFF THIS DRAWING USE FIELD AND DIMENSIONS ONLY.
 DIMENSIONS GIVEN IN METERS UNLESS OTHERWISE STATED.
 DIMENSIONS GIVEN IN MILLIMETERS UNLESS OTHERWISE STATED.

RIVERFRONT APARTMENTS
 120 RIVER STREET, SYDNEY
 NSW 2011
DETAILED ELEVATIONS - EAST TOWER
A407



ANODISED ALUMINIUM WINDOW FRAMES, DARK BRONZE FINISH


CLEAR GLASS SLIDING DOORS WITH ANODISED ALUMINIUM FRAMES, DARK BRONZE FINISH

SMOOTH CONCRETE WITH PENETRATING PAINT FINISH OR SIMILAR IN NATURAL WHITE


SMOOTH CONCRETE WITH PENETRATING PAINT FINISH OR SIMILAR IN DARK GREY

PRECAST CONCRETE BALUSTRADE WITH PENETRATING PAINT FINISH OR SIMILAR IN NATURAL WHITE

CLEAR GLASS BALUSTRADE WITH DARK BRONZE ANODISED ALUMINIUM TOP RAIL (DOWN & BEAM)



02 NORTHERN ELEVATION 1:50



OPAQUE GLASS TO CONCEAL SLAB EDGE

GLASS - CLEAR

ANODISED ALUMINIUM WINDOW FRAMES, DARK BRONZE FINISH


GLASS - TRANSLUCENT COLOUR 1 COLOUR 1A

GLASS - TRANSLUCENT COLOUR 2 COLOUR 2A

GLASS - TRANSLUCENT COLOUR 3 COLOUR 3A


SMOOTH CONCRETE WITH PENETRATING PAINT FINISH OR SIMILAR IN DARK GREY

GLASS - TRANSLUCENT COLOUR 4 COLOUR 4A



04 DETAIL SECTION 1:50

01 DETAIL SECTION 1:50




KEY DIAGRAM



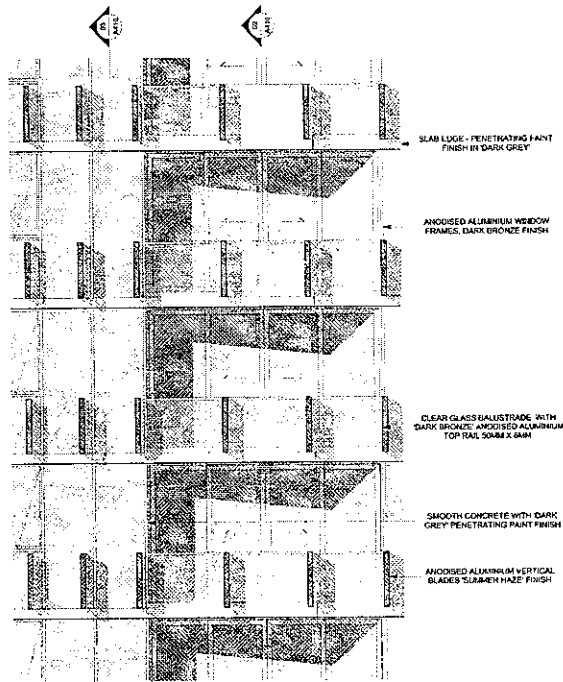
KEY DIAGRAM

NEW ZEALAND GOVERNMENT
 Environmental Planning and Assessment Act 1977
 Environmental Application No. NR10-0191
 Approved on the 19 October 2021
 Signed K
 Sheet No. 42 of 59

<p>MERITON MERITON APARTMENTS LEVEL 17, MERITON TOWER 100 DANBY STREET, SYDNEY</p> <p>PROJECT NO. 100 DANBY STREET DRAWING NO. A08 DATE: 10/10/21</p> <p>SCALE: 1:50</p> <p>PROJECT MANAGER: [Name] ARCHITECT: [Name] ENGINEER: [Name]</p>	<p>REVISIONS</p> <table border="1"> <tr> <th>NO.</th> <th>DATE</th> <th>DESCRIPTION</th> </tr> <tr> <td> </td> <td> </td> <td> </td> </tr> </table>	NO.	DATE	DESCRIPTION				<p>CLIENT: [Name]</p> <p>DESIGNER: [Name]</p> <p>ENGINEER: [Name]</p> <p>ARCHITECT: [Name]</p>	<p>NOTES</p> <p>1. ALL DIMENSIONS ARE IN METERS UNLESS OTHERWISE SPECIFIED.</p> <p>2. REFER TO OTHER DRAWINGS FOR DETAILS.</p>	<p>GENERAL NOTES</p> <p>1. THE CONTRACTOR SHALL BE RESPONSIBLE FOR OBTAINING ALL NECESSARY PERMITS AND APPROVALS.</p> <p>2. THE CONTRACTOR SHALL BE RESPONSIBLE FOR OBTAINING ALL NECESSARY PERMITS AND APPROVALS.</p>	<p>PROJECT LOCATION</p> <p>REFERENCE SCALE 1:50</p>	<p>PROJECT NAME: RIVERFRONT APARTMENTS</p> <p>PROJECT ADDRESS: 100 DANBY STREET, SYDNEY</p> <p>PROJECT TYPE: APARTMENTS</p> <p>PROJECT NO: A08</p>
		NO.	DATE	DESCRIPTION								
<p>DATE: 10/10/21</p> <p>SCALE: 1:50</p>												




KEY DIAGRAM

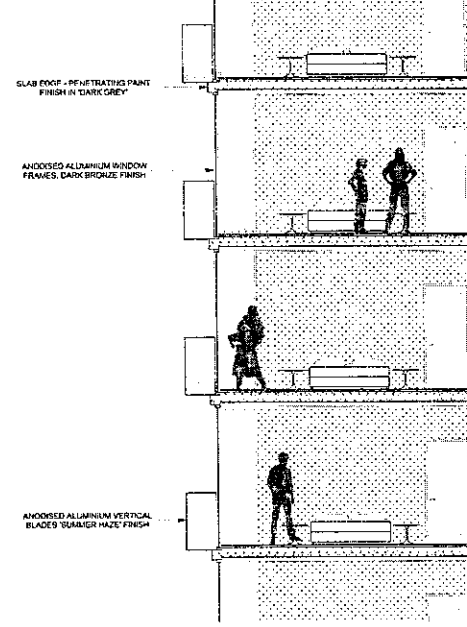


01 WESTERN ELEVATION
1:50

- SLAB EDGE - PENETRATING PAINT FINISH IN DARK GREY
- ANODISED ALUMINIUM WINDOW FRAMES, DARK BRONZE FINISH
- CLEAR GLASS BALUSTRADE WITH DARK BRONZE ANODISED ALUMINIUM TOP RAIL 50MM X 8MM
- SMOOTH CONCRETE WITH DARK GREY PENETRATING PAINT FINISH
- ANODISED ALUMINIUM VERTICAL BLADES 'SILVER HAZE' FINISH

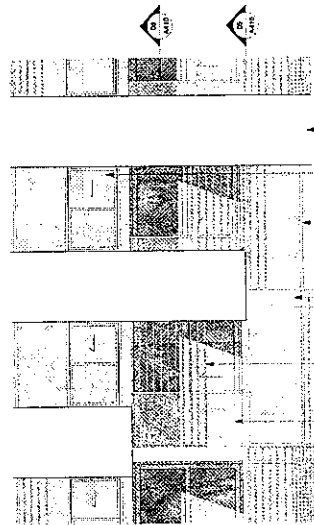


02 DETAIL SECTION
1:50




03 DETAIL SECTION
1:50

- SLAB EDGE - PENETRATING PAINT FINISH IN DARK GREY
- ANODISED ALUMINIUM WINDOW FRAMES, DARK BRONZE FINISH
- ANODISED ALUMINIUM VERTICAL BLADES 'SILVER HAZE' FINISH

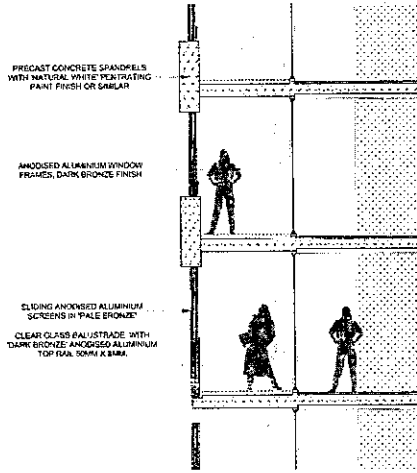


04 WESTERN ELEVATION
1:50

- PRECAST CONCRETE SPANDRELS WITH NATURAL WHITE PENETRATING PAINT FINISH OR SABLAR
- ALL OPENING WINDOWS TO HAVE MINIMUM OVERHANG TO COMPLY WITH BCA WHERE LOWER THAN 1000 AFFL
- ANODISED ALUMINIUM WINDOW FRAMES, DARK BRONZE FINISH
- SLAB EDGE - PENETRATING PAINT FINISH IN PALE GREY WITH FLECKS
- SLIDING ANODISED ALUMINIUM SCREENS IN 'PALE BRONZE'
- CLEAR GLASS BALUSTRADE WITH DARK BRONZE ANODISED ALUMINIUM TOP RAIL 50MM X 8MM




05 DETAIL SECTION
1:50



06 DETAIL SECTION
1:50

- PRECAST CONCRETE SPANDRELS WITH NATURAL WHITE PENETRATING PAINT FINISH OR SABLAR
- ANODISED ALUMINIUM WINDOW FRAMES, DARK BRONZE FINISH
- SLIDING ANODISED ALUMINIUM SCREENS IN 'PALE BRONZE'
- CLEAR GLASS BALUSTRADE WITH DARK BRONZE ANODISED ALUMINIUM TOP RAIL 50MM X 8MM



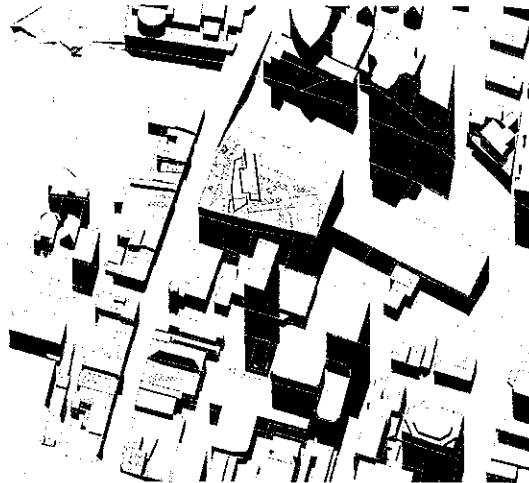
KEY DIAGRAM

NSW GOVERNMENT
Planning
NSW Government Planning and Assessment Act 1973
Final Application No. **MP12-0179**
dated on the **19 October 2012**
Signed **[Signature]**
Sheet No. **44** of **51**


<p>DESIGNED BY MERITON ARCHITECTS LEVEL 11, MERITON TOWER, 151 MARKET STREET, SYDNEY NSW TOWER AND ARCHITECTURE PTY LTD LEVEL 11, MERITON TOWER, 151 MARKET STREET, SYDNEY NSW 2017 WWW.MERITONARCHITECTURE.COM.AU</p>	<p>DATE: 19/10/2012 SCALE: 1:50 DRAWN BY: [Name] CHECKED BY: [Name] DATE: [Date]</p>	<p>PROJECT NO: [Number] JOB NO: [Number] SITE NO: [Number] DRAWING NO: [Number]</p>	<p>CLIENT: [Name] ADDRESS: [Address] CONTACT: [Phone]</p>	<p>DESIGNER: [Name] ADDRESS: [Address] CONTACT: [Phone]</p>	<p>DATE: [Date] SCALE: 1:50 DRAWN BY: [Name] CHECKED BY: [Name]</p>	<p>DO NOT SCALE OFF THIS DRAWING UNLESS SPECIFIED OTHERWISE. ALL DIMENSIONS SHALL BE TAKEN FROM THE DIMENSION LINES UNLESS OTHERWISE SPECIFIED. THE DIMENSIONS SHOWN ON THIS DRAWING ARE FOR INFORMATION ONLY. THE DIMENSIONS SHOWN ON THIS DRAWING ARE NOT TO BE USED FOR CONSTRUCTION UNLESS APPROVED BY THE ARCHITECT. THE ARCHITECT'S RESPONSIBILITY FOR THE DESIGN AND CONSTRUCTION OF THIS BUILDING IS LIMITED TO THE DESIGN AND CONSTRUCTION OF THE BUILDING AS SHOWN ON THIS DRAWING. THE ARCHITECT IS NOT RESPONSIBLE FOR THE DESIGN AND CONSTRUCTION OF ANY OTHER PARTS OF THE BUILDING OR FOR THE DESIGN AND CONSTRUCTION OF ANY OTHER BUILDINGS OR STRUCTURES. THE ARCHITECT'S RESPONSIBILITY FOR THE DESIGN AND CONSTRUCTION OF THIS BUILDING IS LIMITED TO THE DESIGN AND CONSTRUCTION OF THE BUILDING AS SHOWN ON THIS DRAWING.</p>	<p>EXAMINEE AND USE OF THIS DRAWING IS LIMITED TO THE PROJECT FOR WHICH IT WAS PREPARED. ANY OTHER USE OF THIS DRAWING WITHOUT THE ARCHITECT'S WRITTEN APPROVAL IS STRICTLY PROHIBITED. THE ARCHITECT'S RESPONSIBILITY FOR THE DESIGN AND CONSTRUCTION OF THIS BUILDING IS LIMITED TO THE DESIGN AND CONSTRUCTION OF THE BUILDING AS SHOWN ON THIS DRAWING. THE ARCHITECT IS NOT RESPONSIBLE FOR THE DESIGN AND CONSTRUCTION OF ANY OTHER PARTS OF THE BUILDING OR FOR THE DESIGN AND CONSTRUCTION OF ANY OTHER BUILDINGS OR STRUCTURES. THE ARCHITECT'S RESPONSIBILITY FOR THE DESIGN AND CONSTRUCTION OF THIS BUILDING IS LIMITED TO THE DESIGN AND CONSTRUCTION OF THE BUILDING AS SHOWN ON THIS DRAWING.</p>	<p>NSW GOVERNMENT Planning NSW Government Planning and Assessment Act 1973 Final Application No. MP12-0179 dated on the 19 October 2012 Signed [Signature] Sheet No. 44 of 51</p>	<p>RIVERFRONT APARTMENTS 331 CHURCH STREET PARRAMATTA NSW 2150 DETAILED ELEVATIONS - WEST TOWER A410</p>



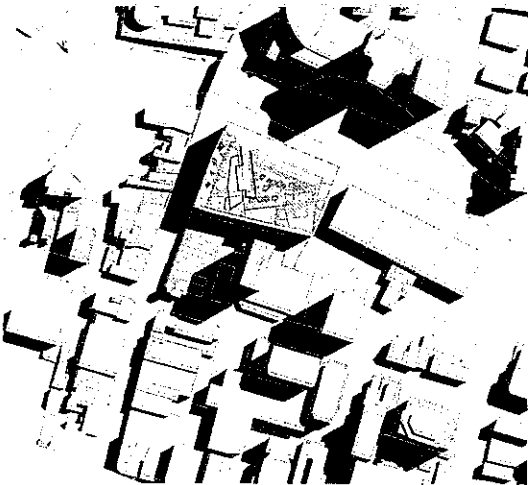
SHADOW DIAGRAM - WINTER SOLSTICE (JUNE 21ST) 9.00AM
1:2000 @ A1



SHADOW DIAGRAM - WINTER SOLSTICE (JUNE 21ST) 12.00PM
1:2000 @ A1



SHADOW DIAGRAM - WINTER SOLSTICE (JUNE 21ST) 3.00PM
1:2000 @ A1



SHADOW DIAGRAM - EQUINOX (MARCH 21ST) 9.00AM
1:2000 @ A1



SHADOW DIAGRAM - EQUINOX (MARCH 21ST) 12.00PM
1:2000 @ A1



SHADOW DIAGRAM - EQUINOX (MARCH 21ST) 3.00PM
1:2000 @ A1

Approved under the Environmental Planning and Assessment Act 1979
 Approved Application No. MP/10/0191
 Printed on the 19 October 2012
 Signed [Signature]
 Sheet No. 46 of 57

EXISTING SHADOWS
 SHADOWS CAST BY PERMISSIBLE ENVELOPES
 PROPOSED SHADOWS

MERITON
 MERITON ARCHITECTURE
 LEVEL 11, 250 BRIDGE ROAD
 SYDNEY NSW 2001
 WWW.MERITONARCHITECTURE.COM.AU

IGM HUI DESIGN
 ARCHITECTS
 LEVEL 11, 250 BRIDGE ROAD
 SYDNEY NSW 2001
 WWW.IGMHUIDESIGN.COM.AU

IGM HUI DESIGN
 ARCHITECTS
 LEVEL 11, 250 BRIDGE ROAD
 SYDNEY NSW 2001
 WWW.IGMHUIDESIGN.COM.AU

IGM HUI DESIGN
 ARCHITECTS
 LEVEL 11, 250 BRIDGE ROAD
 SYDNEY NSW 2001
 WWW.IGMHUIDESIGN.COM.AU

IGM HUI DESIGN
 ARCHITECTS
 LEVEL 11, 250 BRIDGE ROAD
 SYDNEY NSW 2001
 WWW.IGMHUIDESIGN.COM.AU

IGM HUI DESIGN
 ARCHITECTS
 LEVEL 11, 250 BRIDGE ROAD
 SYDNEY NSW 2001
 WWW.IGMHUIDESIGN.COM.AU

IGM HUI DESIGN
 ARCHITECTS
 LEVEL 11, 250 BRIDGE ROAD
 SYDNEY NSW 2001
 WWW.IGMHUIDESIGN.COM.AU

IGM HUI DESIGN
 ARCHITECTS
 LEVEL 11, 250 BRIDGE ROAD
 SYDNEY NSW 2001
 WWW.IGMHUIDESIGN.COM.AU

IGM HUI DESIGN
 ARCHITECTS
 LEVEL 11, 250 BRIDGE ROAD
 SYDNEY NSW 2001
 WWW.IGMHUIDESIGN.COM.AU

IGM HUI DESIGN
 ARCHITECTS
 LEVEL 11, 250 BRIDGE ROAD
 SYDNEY NSW 2001
 WWW.IGMHUIDESIGN.COM.AU

IGM HUI DESIGN
 ARCHITECTS
 LEVEL 11, 250 BRIDGE ROAD
 SYDNEY NSW 2001
 WWW.IGMHUIDESIGN.COM.AU

IGM HUI DESIGN
 ARCHITECTS
 LEVEL 11, 250 BRIDGE ROAD
 SYDNEY NSW 2001
 WWW.IGMHUIDESIGN.COM.AU

IGM HUI DESIGN
 ARCHITECTS
 LEVEL 11, 250 BRIDGE ROAD
 SYDNEY NSW 2001
 WWW.IGMHUIDESIGN.COM.AU

IGM HUI DESIGN
 ARCHITECTS
 LEVEL 11, 250 BRIDGE ROAD
 SYDNEY NSW 2001
 WWW.IGMHUIDESIGN.COM.AU

IGM HUI DESIGN
 ARCHITECTS
 LEVEL 11, 250 BRIDGE ROAD
 SYDNEY NSW 2001
 WWW.IGMHUIDESIGN.COM.AU

IGM HUI DESIGN
 ARCHITECTS
 LEVEL 11, 250 BRIDGE ROAD
 SYDNEY NSW 2001
 WWW.IGMHUIDESIGN.COM.AU

IGM HUI DESIGN
 ARCHITECTS
 LEVEL 11, 250 BRIDGE ROAD
 SYDNEY NSW 2001
 WWW.IGMHUIDESIGN.COM.AU

IGM HUI DESIGN
 ARCHITECTS
 LEVEL 11, 250 BRIDGE ROAD
 SYDNEY NSW 2001
 WWW.IGMHUIDESIGN.COM.AU

IGM HUI DESIGN
 ARCHITECTS
 LEVEL 11, 250 BRIDGE ROAD
 SYDNEY NSW 2001
 WWW.IGMHUIDESIGN.COM.AU

RIVERFRONT APARTMENTS
 130 CHURCH STREET
 SYDNEY NSW 2001
DIAGRAMS - SHADOWS
A500



SHADOW DIAGRAM - SUMMER SOLSTICE (DECEMBER 22ND) 9.00AM
1:2000 @ A1



SHADOW DIAGRAM - SUMMER SOLSTICE (DECEMBER 22ND) 12.00PM
1:2000 @ A1

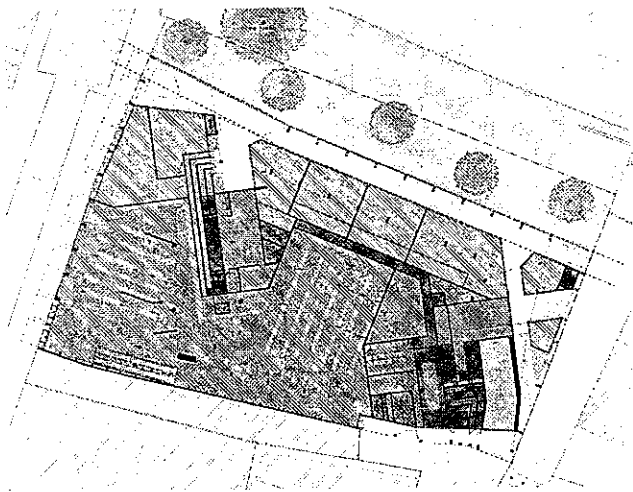


SHADOW DIAGRAM - SUMMER SOLSTICE (DECEMBER 22ND) 3.00PM
1:2000 @ A1

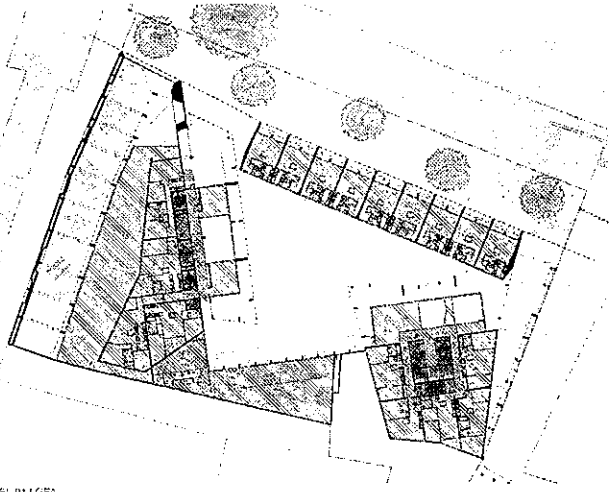
EXISTING SHADOWS
 SHADOWS CAST BY PERMISSIBLE ENVELOPES
 PROPOSED SHADOWS

RIVERFRONT APARTMENTS
 Planning
 Under the Environmental Planning and Assessment Act 1979
 Project Application No. MP/12/0191
 Dated on the 11 October 2012
 Signed [Signature]
 Sheet No. 46 of 51

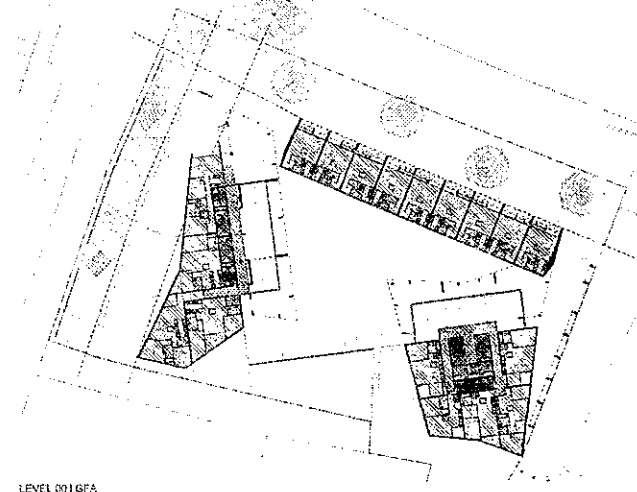
<p> MERITON MERITON APARTMENTS LEVEL 11, WESTERN TOWERS 100 NANT STREET SYDNEY TOM HUTCHISON ARCHITECTURE PTY LTD LEVEL 11, WESTERN TOWERS 100 NANT STREET SYDNEY PHONE: (02) 9550 1111 WWW.TOMHUTCHISONARCHITECTURE.COM.AU </p>	<p> DATE: 31/12/2012 TIME: 10:19 </p>	<p> PROJECT: RIVERFRONT APARTMENTS SHEET: AS01 DRAWING: DIAGRAMS - SHADOWS </p>	<p> LAYER: 0 LAYER: 1 LAYER: 2 LAYER: 3 LAYER: 4 LAYER: 5 LAYER: 6 LAYER: 7 LAYER: 8 LAYER: 9 LAYER: 10 LAYER: 11 LAYER: 12 LAYER: 13 LAYER: 14 LAYER: 15 LAYER: 16 LAYER: 17 LAYER: 18 LAYER: 19 LAYER: 20 LAYER: 21 LAYER: 22 LAYER: 23 LAYER: 24 LAYER: 25 LAYER: 26 LAYER: 27 LAYER: 28 LAYER: 29 LAYER: 30 LAYER: 31 LAYER: 32 LAYER: 33 LAYER: 34 LAYER: 35 LAYER: 36 LAYER: 37 LAYER: 38 LAYER: 39 LAYER: 40 LAYER: 41 LAYER: 42 LAYER: 43 LAYER: 44 LAYER: 45 LAYER: 46 LAYER: 47 LAYER: 48 LAYER: 49 LAYER: 50 LAYER: 51 LAYER: 52 LAYER: 53 LAYER: 54 LAYER: 55 LAYER: 56 LAYER: 57 LAYER: 58 LAYER: 59 LAYER: 60 LAYER: 61 LAYER: 62 LAYER: 63 LAYER: 64 LAYER: 65 LAYER: 66 LAYER: 67 LAYER: 68 LAYER: 69 LAYER: 70 LAYER: 71 LAYER: 72 LAYER: 73 LAYER: 74 LAYER: 75 LAYER: 76 LAYER: 77 LAYER: 78 LAYER: 79 LAYER: 80 LAYER: 81 LAYER: 82 LAYER: 83 LAYER: 84 LAYER: 85 LAYER: 86 LAYER: 87 LAYER: 88 LAYER: 89 LAYER: 90 LAYER: 91 LAYER: 92 LAYER: 93 LAYER: 94 LAYER: 95 LAYER: 96 LAYER: 97 LAYER: 98 LAYER: 99 LAYER: 100 </p>	<p> SHEET: AS01 DRAWING: DIAGRAMS - SHADOWS PROJECT: RIVERFRONT APARTMENTS SHEET: AS01 DRAWING: DIAGRAMS - SHADOWS </p>	<p> SHEET: AS01 DRAWING: DIAGRAMS - SHADOWS PROJECT: RIVERFRONT APARTMENTS SHEET: AS01 DRAWING: DIAGRAMS - SHADOWS </p>	<p> SHEET: AS01 DRAWING: DIAGRAMS - SHADOWS PROJECT: RIVERFRONT APARTMENTS SHEET: AS01 DRAWING: DIAGRAMS - SHADOWS </p>	<p> SHEET: AS01 DRAWING: DIAGRAMS - SHADOWS PROJECT: RIVERFRONT APARTMENTS SHEET: AS01 DRAWING: DIAGRAMS - SHADOWS </p>
---	--	---	---	---	---	---	---



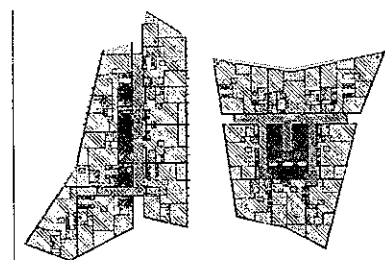
LEVEL 00 | GFA



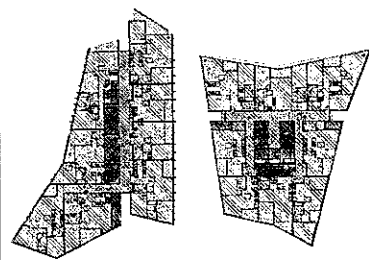
LEVEL 01 | GFA



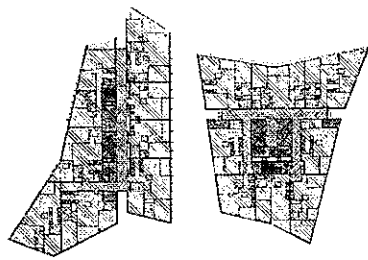
LEVEL 02 | GFA



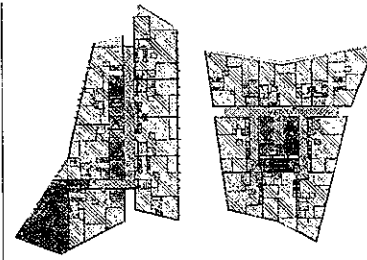
LEVELS 3-4, 14-15 | GFA



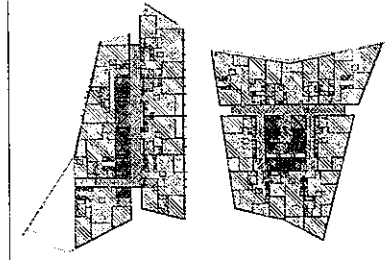
LEVELS 5-7 | GFA



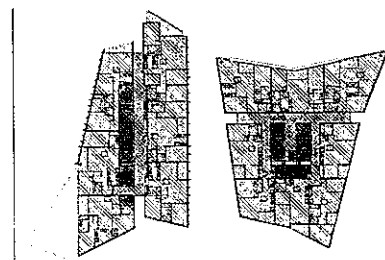
LEVELS 8-10 | GFA



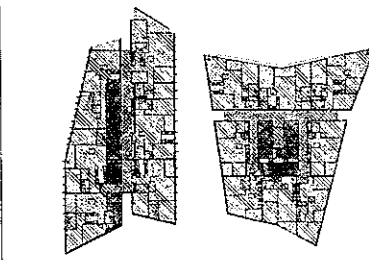
LEVEL 16 | GFA



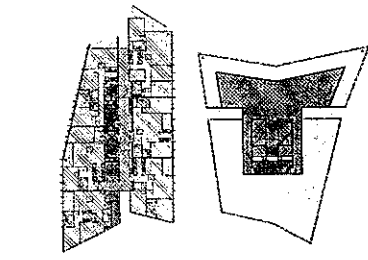
LEVEL 17 | GFA



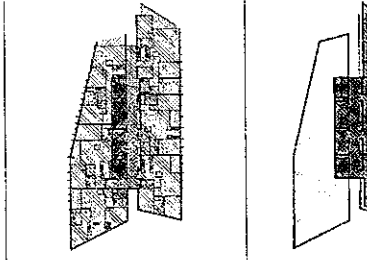
LEVELS 18-20 | GFA



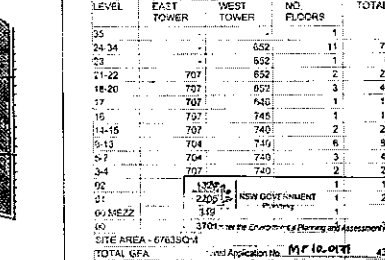
LEVELS 21-22 | GFA



LEVEL 23 | GFA



LEVELS 24-34 | GFA



LEVEL 35 | GFA

LEVEL	EAST TOWER	WEST TOWER	NO. FLOORS	TOTAL
35			1	0
24-34		652	11	7172
23		652	1	652
21-22	707	652	2	2718
18-20	707	607	3	4071
17		740	1	1553
15	707	740	1	1452
14-15	707	740	2	2894
9-13	704	719	6	9664
7-8	704	710	3	4832
3-4	707	740	2	2694
02	1320		1	1320
01	2200		1	2200
00	132		1	349
3704 m ² for the Construction of Planning and Assessment SITE AREA - 67633Q4 TOTAL GFA 43787 FSR 6.51				

MERITON
 ARCHITECTURE
 1000 EAST WASHINGTON STREET
 SUITE 1000
 SEASIDE, NJ 08080
 TEL: 856.426.1000
 WWW.MERITONARCHITECTURE.COM

CLIENT
 RIVERFRONT APARTMENTS
 1000 EAST WASHINGTON STREET
 SUITE 1000
 SEASIDE, NJ 08080

DESIGNER
 MERITON ARCHITECTURE
 1000 EAST WASHINGTON STREET
 SUITE 1000
 SEASIDE, NJ 08080

DATE
 09/17/2017

SCALE
 1/8" = 1'-0"

NOTES
 1. DO NOT SCALE OFF THIS DRAWING. USE DIMENSIONS AND SPECIFICATIONS SHOWN TO
 2. ALL DIMENSIONS ARE TO FACE UNLESS OTHERWISE NOTED.
 3. ALL DIMENSIONS ARE TO FACE UNLESS OTHERWISE NOTED.
 4. ALL DIMENSIONS ARE TO FACE UNLESS OTHERWISE NOTED.
 5. ALL DIMENSIONS ARE TO FACE UNLESS OTHERWISE NOTED.
 6. ALL DIMENSIONS ARE TO FACE UNLESS OTHERWISE NOTED.
 7. ALL DIMENSIONS ARE TO FACE UNLESS OTHERWISE NOTED.
 8. ALL DIMENSIONS ARE TO FACE UNLESS OTHERWISE NOTED.
 9. ALL DIMENSIONS ARE TO FACE UNLESS OTHERWISE NOTED.
 10. ALL DIMENSIONS ARE TO FACE UNLESS OTHERWISE NOTED.

RIVERFRONT APARTMENTS
 1000 EAST WASHINGTON STREET
 SUITE 1000
 SEASIDE, NJ 08080

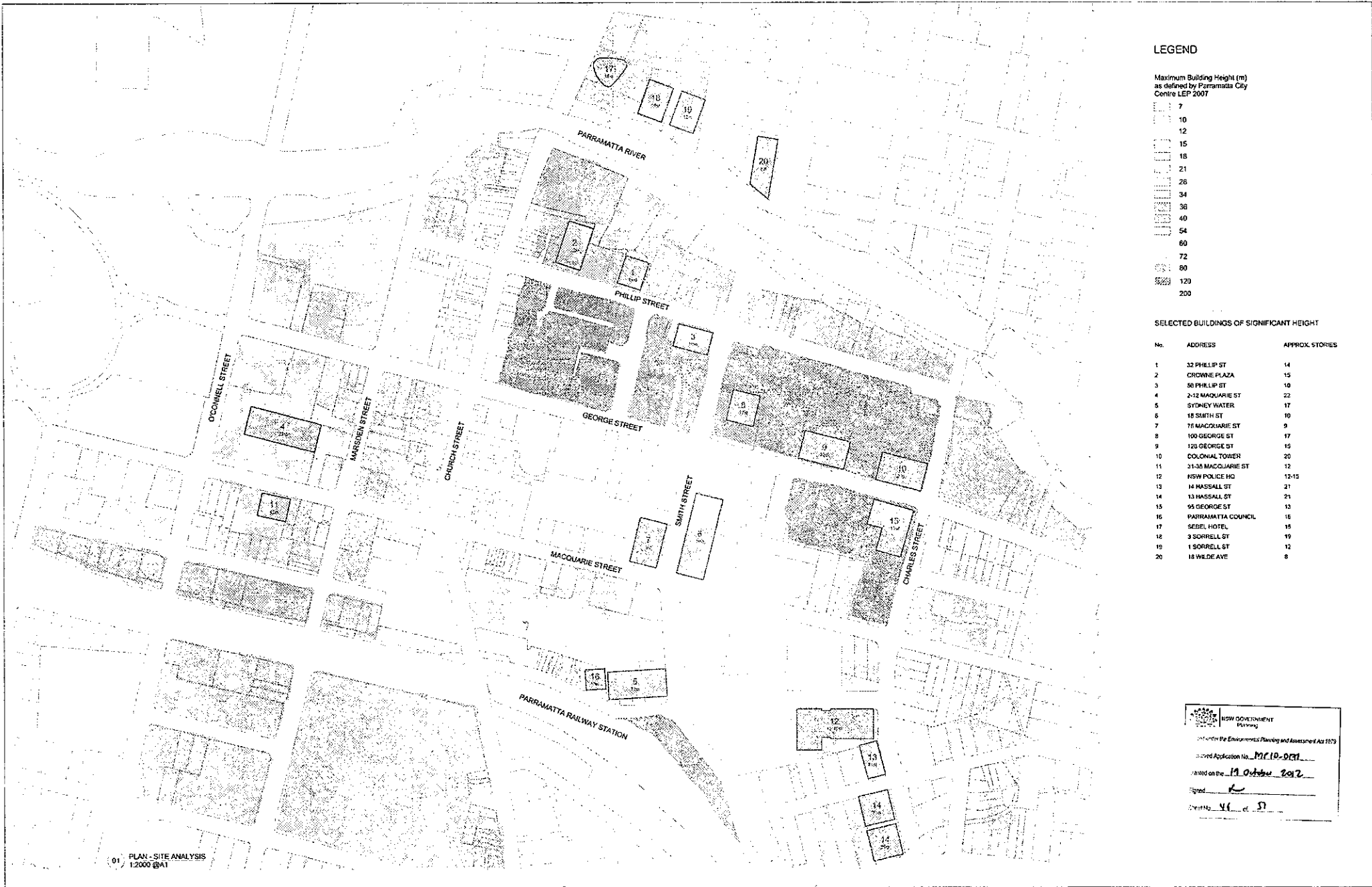
Diagram_GFA Areas

REVISIONS

NO.	DATE	DESCRIPTION
1	09/17/2017	PRELIMINARY
2		
3		

SCALE
 REFERENCE SCALE 1:500

PROJECT NO.
 A550




LEGEND

Maximum Building Height (m)
as defined by Parramatta City
Centre LEP 2007

- 7
- 10
- 12
- 15
- 18
- 21
- 28
- 34
- 36
- 40
- 54
- 60
- 72
- 80
- 120
- 200

SELECTED BUILDINGS OF SIGNIFICANT HEIGHT

No.	ADDRESS	APPROX. STORES
1	32 PHILLIP ST	14
2	CROWNE PLAZA	15
3	80 PHILLIP ST	10
4	2-12 MAQUARIE ST	22
5	SYDNEY WATER	17
6	18 SMITH ST	10
7	76 MACQUARIE ST	9
8	100 GEORGE ST	17
9	128 GEORGE ST	15
10	COLONIAL TOWER	20
11	31-35 MACQUARIE ST	12
12	NSW POLICE HQ	12-15
13	14 HASSALL ST	21
14	13 HASSALL ST	21
15	95 GEORGE ST	15
16	PARRAMATTA COUNCIL	15
17	SEBEL HOTEL	18
18	3 SORRELL ST	19
19	1 SORRELL ST	12
20	18 WILDE AVE	8

 **NSW GOVERNMENT**
Planning

under the *Environmental Planning and Assessment Act 1979*

Development Application No. MP10-001

dated on the 19 October 2012

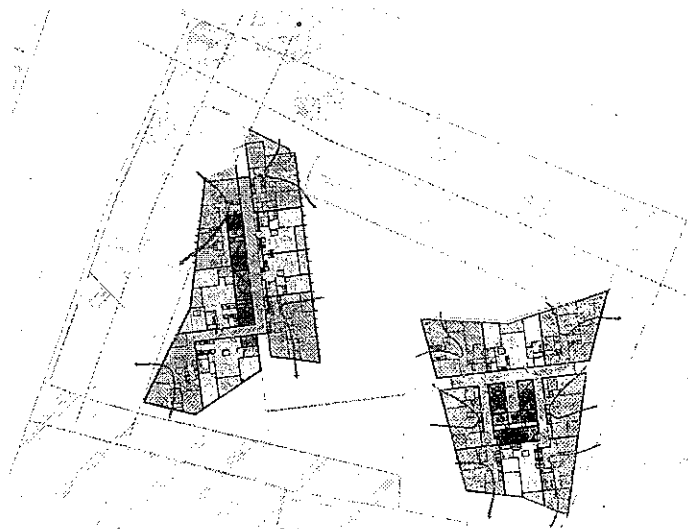
Signed [Signature]

Drawn No. 46 of 51

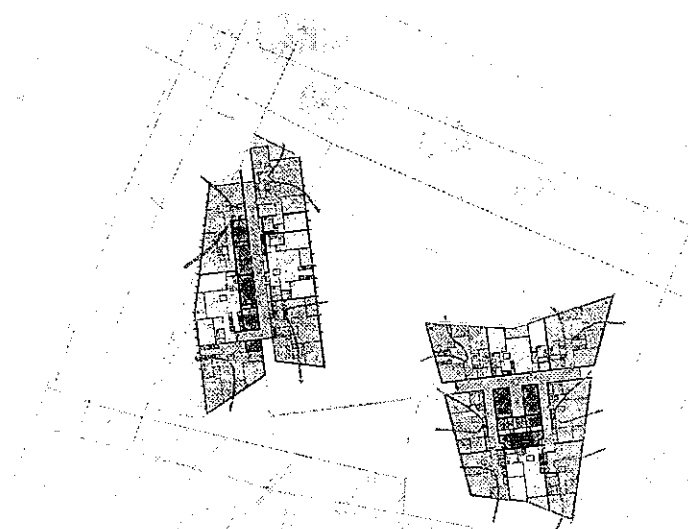
01 PLAN - SITE ANALYSIS
1:2000 @A1

MERITON MERITON ARCHITECTURE LEVEL 11, MERITON TOWER 36 VIEW STREET, SYDNEY NSW 1585 TONY GARD ARCHITECTURE PTY LTD LOCAL: 2 (6) 42 11 46, SYDNEY TONY GARD ARCHITECTURE PTY LTD 109 PARRAMATTA ROAD, SYDNEY NSW 1585 WWW.MERITONARCHITECTURE.COM.AU		CLIENT RIVERFRONT APARTMENTS 130 CHURCH STREET PARRAMATTA NSW	DATE 19 OCT 2012	SCALE 1:2000	PAGE 1 OF 1
DESCRIPTION SITE ANALYSIS - COMPARATIVE BUILDING HEIGHTS		PROJECT NO. MP10-001	DATE 19 OCT 2012	SCALE 1:2000	PAGE 1 OF 1

Site Analysis - Comparative Building Heights
A551



SOLAR ACCESS DIAGRAM - WESTERN TOWER



SOLAR ACCESS DIAGRAM - EASTERN TOWER

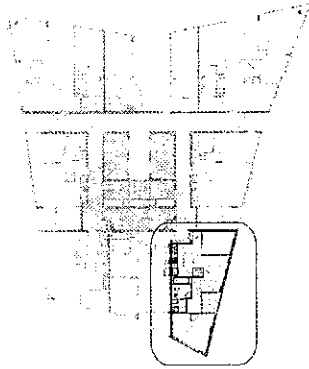
West Tower	Solar Access	Type	Solar Access	Type	Solar Access	Type	Solar Access	Type	Solar Access	Type	Solar Access	Type	No. Apts. / Floor	% with Solar Access
34	1 A11	0 A10	1 A02	1 A23			0 A05	1 A01	0				6	87%
33	1 A11	0 A10	1 A02	1 A23			0 A05	1 A01	0				6	82%
32	1 A11	0 A10	1 A02	1 A23			0 A05	1 A01	0				6	67%
31	1 A11	0 A10	1 A02	1 A23			0 A05	1 A01	0				6	67%
30	1 A11	0 A10	1 A02	1 A23			0 A05	1 A01	0				6	67%
29	1 A11	0 A10	1 A02	1 A23			0 A05	1 A01	0				6	67%
28	1 A11	0 A10	1 A02	1 A23			0 A05	1 A01	0				6	67%
27	1 A11	0 A10	1 A02	1 A23			0 A05	1 A01	0				6	67%
26	1 A11	0 A10	1 A02	1 A23			0 A05	1 A01	0				6	67%
25	1 A11	0 A10	1 A02	1 A23			0 A05	1 A01	0				6	67%
24	1 A11	0 A10	1 A02	1 A23			0 A05	1 A01	0				6	67%
23	1 A11	0 A10	1 A02	1 A23			0 A05	1 A01	0				6	67%
22	1 A11	0 A10	1 A02	1 A23			0 A05	1 A01	0				6	67%
21	1 A11	0 A10	1 A02	1 A23			0 A05	1 A01	0				6	67%
20	1 A11	0 A10	1 A02	1 A23			0 A05	1 A01	0				6	67%
19	1 A11	0 A10	1 A02	1 A23			0 A05	1 A01	0				6	67%
18	1 A11	0 A10	1 A02	1 A23			0 A05	1 A01	0				6	67%
17	1 A11	0 A10	1 A02	1 A23			0 A05	1 A01	0				6	67%
16	1 A08	0 A07	0 A06	1 A02	1 A04	1 A03	0 A05	1 A01	0				7	79%
15	1 A08	0 A07	0 A06	1 A02	1 A04	1 A03	0 A05	1 A01	0				8	82%
14	1 A08	0 A07	0 A06	1 A02	1 A04	1 A03	0 A05	1 A01	0				8	63%
13	1 A08	0 A07	0 A06	1 A02	1 A04	1 A03	0 A05	1 A01	0				8	63%
12	1 A08	0 A07	0 A06	1 A02	1 A04	1 A03	0 A05	1 A01	0				8	63%
11	1 A08	0 A07	0 A06	1 A02	1 A04	1 A03	0 A05	1 A01	0				8	63%
10	1 A08	0 A07	0 A06	1 A02	1 A04	1 A03	0 A05	1 A01	0				8	63%
9	1 A08	0 A07	0 A06	1 A02	1 A04	1 A03	0 A05	1 A01	0				8	63%
8	1 A08	0 A07	0 A06	1 A02	1 A04	1 A03	0 A05	1 A01	0				8	63%
7	1 A08	0 A07	0 A06	1 A02	1 A04	1 A03	0 A05	1 A01	0				8	63%
6	1 A08	0 A07	0 A06	1 A02	1 A04	1 A03	0 A05	1 A01	0				8	63%
5	1 A08	0 A07	0 A06	1 A02	1 A04	1 A03	0 A05	1 A01	0				8	63%
4	1 A08	0 A07	0 A06	1 A02	1 A04	1 A03	0 A05	1 A01	0				8	63%
3	1 A08	0 A07	0 A06	1 A02	1 A04	1 A03	0 A05	1 A01	0				8	63%
2	1 A08	0 A07	0 A06	1 A02	1 A04	1 A03	0 A05	1 A01	0				8	63%
1	1 A08	0 A07	0 A06	1 A02	1 A04	1 A03	0 A05	1 A01	0				8	63%
TOTAL	32	0	18	32	12	14	0	33	229	64%				

East Tower	Solar Access	Type	Solar Access	Type	Solar Access	Type	Solar Access	Type	Solar Access	Type	Solar Access	Type	No. Apts. / Floor	% with Solar Access
22	1 A12	0 A13	1 A14	1 A15	1 A16								8	75%
21	1 A12	0 A13	1 A14	1 A15	1 A16								8	75%
20	1 A12	0 A13	1 A14	1 A15	1 A16								8	75%
19	1 A12	0 A13	1 A14	1 A15	1 A16								8	75%
18	1 A12	0 A13	1 A14	1 A15	1 A16								8	75%
17	1 A12	0 A13	1 A14	1 A15	1 A16								8	75%
16	1 A12	0 A13	1 A14	1 A15	1 A16								8	75%
15	1 A12	0 A13	1 A14	1 A15	1 A16								8	75%
14	1 A12	0 A13	1 A14	1 A15	1 A16								8	75%
13	1 A12	0 A13	1 A14	1 A15	1 A16								8	75%
12	1 A12	0 A13	1 A14	1 A15	1 A16								8	75%
11	1 A12	0 A13	1 A14	1 A15	1 A16								8	75%
10	1 A12	0 A13	1 A14	1 A15	1 A16								8	75%
9	1 A12	0 A13	1 A14	1 A15	1 A16								8	75%
8	1 A12	0 A13	1 A14	1 A15	1 A16								8	75%
7	1 A12	0 A13	1 A14	1 A15	1 A16								8	75%
6	1 A12	0 A13	1 A14	1 A15	1 A16								8	75%
5	1 A12	0 A13	1 A14	1 A15	1 A16								8	75%
4	1 A12	0 A13	1 A14	1 A15	1 A16								8	75%
3	1 A12	0 A13	1 A14	1 A15	1 A16								8	75%
2	1 A12	0 A13	1 A14	1 A15	1 A16								8	75%
1	1 A12	0 A13	1 A14	1 A15	1 A16								8	75%
TOTAL	20	1	20	11	22	0	21	20	170	61%				

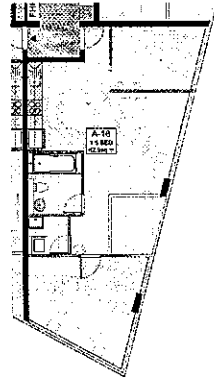
Podium Terraces	East Tower	West Tower	Combined
Apts with Solar Access	9	106	115
Apts without Solar Access	0	65	65
Total Apts	9	170	179
% w Solar Access	100%	62%	65%

NEW SOUTH WALES GOVERNMENT
 Planning and Assessment Act 1979
 Application No. MP10-0171
 Date: 19 October 2012
 By: [Signature]
 Title: SP of D

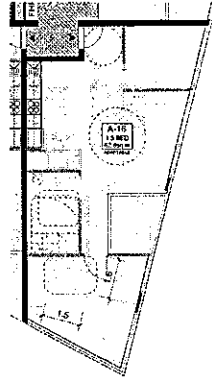
<p>MERTON MERTON APARTMENTS LEVEL 10, MERTON TOWER 300 KENT STREET, SYDNEY NSW 1513 WWW.MERTONCOUNCIL.NSW.GOV.AU</p>	<p>DATE: 19/10/2012 TIME: 10:00 AM DRAWN BY: [Name] CHECKED BY: [Name]</p>	<p>PROJECT: RIVERFRONT APARTMENTS DRAWING: DIAGRAMS_SEPP 65 COMPLIANCE_VENTILATION SCALE: 1:500</p>	<p>CLIENT: TUM HUTCHISON PROJECT MANAGER: [Name] ARCHITECT: [Name]</p>	<p>DESIGNER: [Name] ARCHITECT: [Name]</p>	<p>DATE: 19/10/2012 TIME: 10:00 AM DRAWN BY: [Name] CHECKED BY: [Name]</p>	<p>PROJECT: RIVERFRONT APARTMENTS DRAWING: DIAGRAMS_SEPP 65 COMPLIANCE_VENTILATION SCALE: 1:500</p>	<p>CLIENT: TUM HUTCHISON PROJECT MANAGER: [Name] ARCHITECT: [Name]</p>	<p>DESIGNER: [Name] ARCHITECT: [Name]</p>
--	---	---	--	--	---	---	--	--



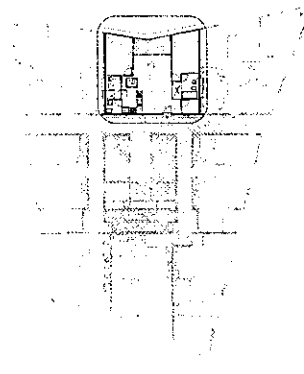
LOCATION DIAGRAM - NTS



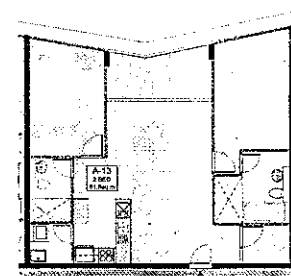
STANDARD CONFIGURATION



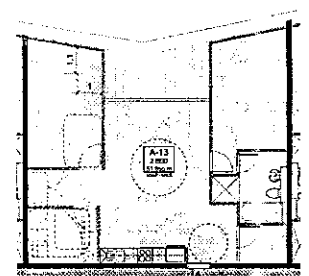
ADAPTABLE CONFIGURATION



LOCATION DIAGRAM - NTS



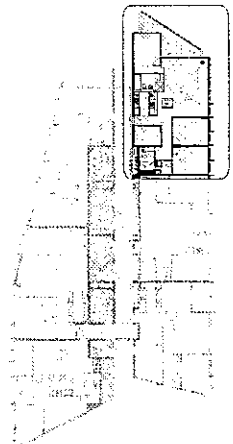
STANDARD CONFIGURATION



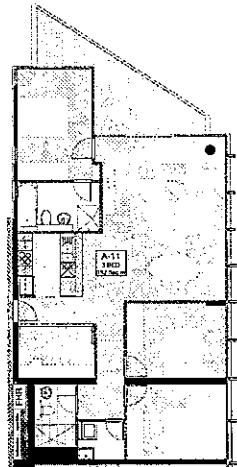
ADAPTABLE CONFIGURATION

01 EAST TOWER - ADAPTABLE DWELLING 01
1:100

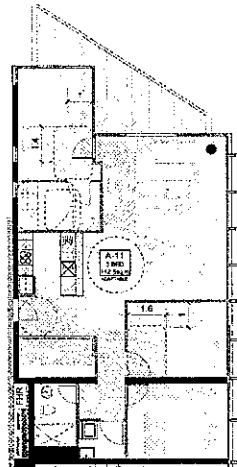
02 EAST TOWER - ADAPTABLE DWELLING 02
1:100



LOCATION DIAGRAM - NTS



STANDARD CONFIGURATION



ADAPTABLE CONFIGURATION

03 WEST TOWER - ADAPTABLE DWELLING 03
1:100

NEW GOVERNMENT
Planning

Under the Environmental Planning and Assessment Act 1979

and Application No. 19/10.0121

dated on the 17 October 2012

type DA

site No. 1 of 1

NO.	REVISION	DATE	BY	CHKD BY	APP'D BY
1	ISSUED FOR PERMIT	17/10/12	[Signature]	[Signature]	[Signature]
2	REVISION				
3	REVISION				
4	REVISION				
5	REVISION				
6	REVISION				
7	REVISION				
8	REVISION				
9	REVISION				
10	REVISION				

MERTON
MERTON APARTMENTS
LEVEL 11, MERTON TOWER
RIVERFRONT STREET, SYDNEY
NSW
15/150 (ARCHITECTURE) PTY LTD
LEVEL 1, 2, CLEVELAND SQUARE
15/150 (ARCHITECTURE) PTY LTD
T 9390 9300
WWW.MERTONARCHITECTURE.COM.AU

CLIENT
MERTON APARTMENTS
RIVERFRONT STREET, SYDNEY
NSW

DATE
17/10/12

SCALE
1:100

PROJECT
MERTON APARTMENTS
RIVERFRONT STREET, SYDNEY
NSW

DESIGNER
MERTON APARTMENTS
RIVERFRONT STREET, SYDNEY
NSW

CONTRACTOR
MERTON APARTMENTS
RIVERFRONT STREET, SYDNEY
NSW

REVISIONS

NO.	REVISION	DATE	BY	CHKD BY	APP'D BY
1	ISSUED FOR PERMIT	17/10/12	[Signature]	[Signature]	[Signature]
2	REVISION				
3	REVISION				
4	REVISION				
5	REVISION				
6	REVISION				
7	REVISION				
8	REVISION				
9	REVISION				
10	REVISION				

NOTES

1. CHECK ALL DIMENSIONS ON ALL DRAWINGS AND SPECIFICATIONS BEFORE PROCEEDING. CORRECTIONS TO THIS DRAWING AND TO THE DIMENSIONS LISTED IN THE DIMENSIONS LIST MUST BE MADE TO THE ARCHITECT BEFORE PROCEEDING TO THE NEXT STAGE OF THE PROJECT.

2. ALL DIMENSIONS ARE TO FACE UNLESS OTHERWISE SPECIFIED.

3. ALL DIMENSIONS ARE TO FACE UNLESS OTHERWISE SPECIFIED.

4. ALL DIMENSIONS ARE TO FACE UNLESS OTHERWISE SPECIFIED.

5. ALL DIMENSIONS ARE TO FACE UNLESS OTHERWISE SPECIFIED.

6. ALL DIMENSIONS ARE TO FACE UNLESS OTHERWISE SPECIFIED.

7. ALL DIMENSIONS ARE TO FACE UNLESS OTHERWISE SPECIFIED.

8. ALL DIMENSIONS ARE TO FACE UNLESS OTHERWISE SPECIFIED.

9. ALL DIMENSIONS ARE TO FACE UNLESS OTHERWISE SPECIFIED.

10. ALL DIMENSIONS ARE TO FACE UNLESS OTHERWISE SPECIFIED.

LEGEND

SYMBOL	DESCRIPTION
[Symbol]	WALL
[Symbol]	DOOR
[Symbol]	WINDOW
[Symbol]	CEILING
[Symbol]	FLOOR
[Symbol]	STAIR
[Symbol]	ELEVATOR
[Symbol]	PLUMBING
[Symbol]	ELECTRICAL
[Symbol]	MECHANICAL
[Symbol]	LANDSCAPE

INDEX

NO.	DESCRIPTION
1	LOCATION DIAGRAM - NTS
2	STANDARD CONFIGURATION
3	ADAPTABLE CONFIGURATION
4	LOCATION DIAGRAM - NTS
5	STANDARD CONFIGURATION
6	ADAPTABLE CONFIGURATION
7	LOCATION DIAGRAM - NTS
8	STANDARD CONFIGURATION
9	ADAPTABLE CONFIGURATION

GENERAL NOTES

1. ALL DIMENSIONS ARE TO FACE UNLESS OTHERWISE SPECIFIED.

2. ALL DIMENSIONS ARE TO FACE UNLESS OTHERWISE SPECIFIED.

3. ALL DIMENSIONS ARE TO FACE UNLESS OTHERWISE SPECIFIED.

4. ALL DIMENSIONS ARE TO FACE UNLESS OTHERWISE SPECIFIED.

5. ALL DIMENSIONS ARE TO FACE UNLESS OTHERWISE SPECIFIED.

6. ALL DIMENSIONS ARE TO FACE UNLESS OTHERWISE SPECIFIED.

7. ALL DIMENSIONS ARE TO FACE UNLESS OTHERWISE SPECIFIED.

8. ALL DIMENSIONS ARE TO FACE UNLESS OTHERWISE SPECIFIED.

9. ALL DIMENSIONS ARE TO FACE UNLESS OTHERWISE SPECIFIED.

10. ALL DIMENSIONS ARE TO FACE UNLESS OTHERWISE SPECIFIED.

REFERENCES

1. AS/NZS 1170:2002 - STRUCTURAL DESIGN OF BUILDINGS - PART 1: GENERAL RECOMMENDATIONS

2. AS/NZS 1170:2002 - STRUCTURAL DESIGN OF BUILDINGS - PART 2: WIND LOADS

3. AS/NZS 1170:2002 - STRUCTURAL DESIGN OF BUILDINGS - PART 3: SEISMIC LOADS

4. AS/NZS 1170:2002 - STRUCTURAL DESIGN OF BUILDINGS - PART 4: IMPACT LOADS

5. AS/NZS 1170:2002 - STRUCTURAL DESIGN OF BUILDINGS - PART 5: COLLISION LOADS

6. AS/NZS 1170:2002 - STRUCTURAL DESIGN OF BUILDINGS - PART 6: THERMAL LOADS

7. AS/NZS 1170:2002 - STRUCTURAL DESIGN OF BUILDINGS - PART 7: ACoustic LOADS

8. AS/NZS 1170:2002 - STRUCTURAL DESIGN OF BUILDINGS - PART 8: VIBRATION LOADS

9. AS/NZS 1170:2002 - STRUCTURAL DESIGN OF BUILDINGS - PART 9: CRACKING LOADS

10. AS/NZS 1170:2002 - STRUCTURAL DESIGN OF BUILDINGS - PART 10: FATIGUE LOADS

APPENDICES

1. DIMENSIONS LIST

2. MATERIAL SPECIFICATIONS

3. FINISHES

4. EQUIPMENT SCHEDULE

5. ELECTRICAL SCHEDULE

6. MECHANICAL SCHEDULE

7. LANDSCAPE SCHEDULE

8. FURNITURE SCHEDULE

9. LIGHTING SCHEDULE

10. PAINT SCHEDULE

INDEX

NO.	DESCRIPTION
1	LOCATION DIAGRAM - NTS
2	STANDARD CONFIGURATION
3	ADAPTABLE CONFIGURATION
4	LOCATION DIAGRAM - NTS
5	STANDARD CONFIGURATION
6	ADAPTABLE CONFIGURATION
7	LOCATION DIAGRAM - NTS
8	STANDARD CONFIGURATION
9	ADAPTABLE CONFIGURATION

GENERAL NOTES

1. ALL DIMENSIONS ARE TO FACE UNLESS OTHERWISE SPECIFIED.

2. ALL DIMENSIONS ARE TO FACE UNLESS OTHERWISE SPECIFIED.

3. ALL DIMENSIONS ARE TO FACE UNLESS OTHERWISE SPECIFIED.

4. ALL DIMENSIONS ARE TO FACE UNLESS OTHERWISE SPECIFIED.

5. ALL DIMENSIONS ARE TO FACE UNLESS OTHERWISE SPECIFIED.

6. ALL DIMENSIONS ARE TO FACE UNLESS OTHERWISE SPECIFIED.

7. ALL DIMENSIONS ARE TO FACE UNLESS OTHERWISE SPECIFIED.

8. ALL DIMENSIONS ARE TO FACE UNLESS OTHERWISE SPECIFIED.

9. ALL DIMENSIONS ARE TO FACE UNLESS OTHERWISE SPECIFIED.

10. ALL DIMENSIONS ARE TO FACE UNLESS OTHERWISE SPECIFIED.

REFERENCES

1. AS/NZS 1170:2002 - STRUCTURAL DESIGN OF BUILDINGS - PART 1: GENERAL RECOMMENDATIONS

2. AS/NZS 1170:2002 - STRUCTURAL DESIGN OF BUILDINGS - PART 2: WIND LOADS

3. AS/NZS 1170:2002 - STRUCTURAL DESIGN OF BUILDINGS - PART 3: SEISMIC LOADS

4. AS/NZS 1170:2002 - STRUCTURAL DESIGN OF BUILDINGS - PART 4: IMPACT LOADS

5. AS/NZS 1170:2002 - STRUCTURAL DESIGN OF BUILDINGS - PART 5: COLLISION LOADS

6. AS/NZS 1170:2002 - STRUCTURAL DESIGN OF BUILDINGS - PART 6: THERMAL LOADS

7. AS/NZS 1170:2002 - STRUCTURAL DESIGN OF BUILDINGS - PART 7: ACoustic LOADS

8. AS/NZS 1170:2002 - STRUCTURAL DESIGN OF BUILDINGS - PART 8: VIBRATION LOADS

9. AS/NZS 1170:2002 - STRUCTURAL DESIGN OF BUILDINGS - PART 9: CRACKING LOADS

10. AS/NZS 1170:2002 - STRUCTURAL DESIGN OF BUILDINGS - PART 10: FATIGUE LOADS

APPENDICES

1. DIMENSIONS LIST

2. MATERIAL SPECIFICATIONS

3. FINISHES

4. EQUIPMENT SCHEDULE

5. ELECTRICAL SCHEDULE

6. MECHANICAL SCHEDULE

7. LANDSCAPE SCHEDULE

8. FURNITURE SCHEDULE

9. LIGHTING SCHEDULE

10. PAINT SCHEDULE

INDEX

NO.	DESCRIPTION
1	LOCATION DIAGRAM - NTS
2	STANDARD CONFIGURATION
3	ADAPTABLE CONFIGURATION
4	LOCATION DIAGRAM - NTS
5	STANDARD CONFIGURATION
6	ADAPTABLE CONFIGURATION
7	LOCATION DIAGRAM - NTS
8	STANDARD CONFIGURATION
9	ADAPTABLE CONFIGURATION

GENERAL NOTES

1. ALL DIMENSIONS ARE TO FACE UNLESS OTHERWISE SPECIFIED.

2. ALL DIMENSIONS ARE TO FACE UNLESS OTHERWISE SPECIFIED.

3. ALL DIMENSIONS ARE TO FACE UNLESS OTHERWISE SPECIFIED.

4. ALL DIMENSIONS ARE TO FACE UNLESS OTHERWISE SPECIFIED.

5. ALL DIMENSIONS ARE TO FACE UNLESS OTHERWISE SPECIFIED.

6. ALL DIMENSIONS ARE TO FACE UNLESS OTHERWISE SPECIFIED.

7. ALL DIMENSIONS ARE TO FACE UNLESS OTHERWISE SPECIFIED.

8. ALL DIMENSIONS ARE TO FACE UNLESS OTHERWISE SPECIFIED.

9. ALL DIMENSIONS ARE TO FACE UNLESS OTHERWISE SPECIFIED.

10. ALL DIMENSIONS ARE TO FACE UNLESS OTHERWISE SPECIFIED.

REFERENCES

1. AS/NZS 1170:2002 - STRUCTURAL DESIGN OF BUILDINGS - PART 1: GENERAL RECOMMENDATIONS

2. AS/NZS 1170:2002 - STRUCTURAL DESIGN OF BUILDINGS - PART 2: WIND LOADS

3. AS/NZS 1170:2002 - STRUCTURAL DESIGN OF BUILDINGS - PART 3: SEISMIC LOADS

4. AS/NZS 1170:2002 - STRUCTURAL DESIGN OF BUILDINGS - PART 4: IMPACT LOADS

5. AS/NZS 1170:2002 - STRUCTURAL DESIGN OF BUILDINGS - PART 5: COLLISION LOADS

6. AS/NZS 1170:2002 - STRUCTURAL DESIGN OF BUILDINGS - PART 6: THERMAL LOADS

7. AS/NZS 1170:2002 - STRUCTURAL DESIGN OF BUILDINGS - PART 7: ACoustic LOADS

8. AS/NZS 1170:2002 - STRUCTURAL DESIGN OF BUILDINGS - PART 8: VIBRATION LOADS

9. AS/NZS 1170:2002 - STRUCTURAL DESIGN OF BUILDINGS - PART 9: CRACKING LOADS

10. AS/NZS 1170:2002 - STRUCTURAL DESIGN OF BUILDINGS - PART 10: FATIGUE LOADS

APPENDICES

1. DIMENSIONS LIST

2. MATERIAL SPECIFICATIONS

3. FINISHES

4. EQUIPMENT SCHEDULE

5. ELECTRICAL SCHEDULE

6. MECHANICAL SCHEDULE

7. LANDSCAPE SCHEDULE

8. FURNITURE SCHEDULE

9. LIGHTING SCHEDULE

10. PAINT SCHEDULE

INDEX

NO.	DESCRIPTION
1	LOCATION DIAGRAM - NTS
2	STANDARD CONFIGURATION
3	ADAPTABLE CONFIGURATION
4	LOCATION DIAGRAM - NTS
5	STANDARD CONFIGURATION
6	ADAPTABLE CONFIGURATION
7	LOCATION DIAGRAM - NTS
8	STANDARD CONFIGURATION
9	ADAPTABLE CONFIGURATION

RIVERFRONT APARTMENTS
150 RIVERFRONT STREET
SYDNEY, NSW

Plans Adaptable Apartments

A650