

01 NORTHERN ELEVATION
1:50

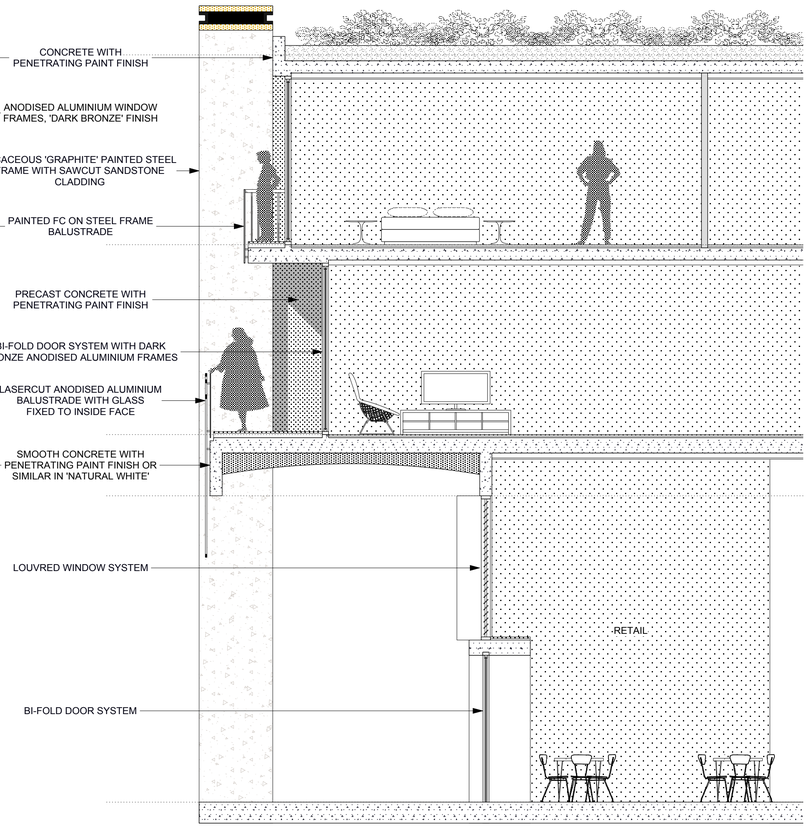

02 DETAIL SECTION
1:50

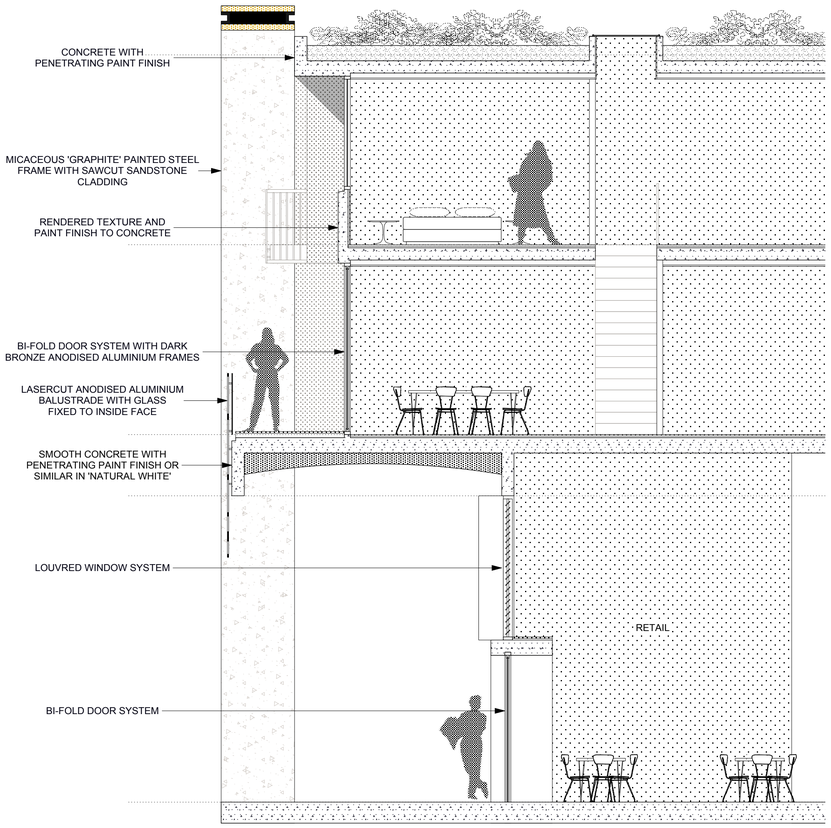

03 DETAIL SECTION
1:50

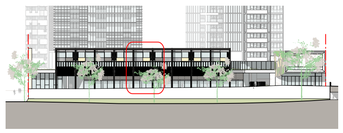

KEY DIAGRAM

DRAWING PREPARED FOR:

MERITON
MAKING LUXURY APARTMENTS AFFORDABLE

MERITON APARTMENTS
LEVEL 11, MERITON TOWER
528 KENT STREET, SYDNEY

BY:

TONY CARO ARCHITECTURE PTY LTD
LEVEL 1, 2 GLEN ST MILSONS POINT
NSW 2061 SYDNEY AUSTRALIA
T 99649100 F 99649133
WWW.TONYCAROARCHITECTURE.COM.AU

TONYCAROARCHITECTURE

ISSUE REGISTER

No	Date	Note	By
4	23/11/11	DA Issue - Additional Information	JF
3	18/5/11	Issued for DA	JF
2	10/5/11	Revised Prelim DA for Review	JF
1	29/4/11	Preliminary DA for Review	JF

REVISION REGISTER

No	Date	Note	By

KEY CONSULTANT INFO

LANDSCAPE	GUY STURT & ASSOC GUY STURT 9211 3744 guy@sturtassociates.com.au
STRUCTURAL	MERITON GEOFF 9211 3744 guy@sturtassociates.com.au
HYDRAULIC	TBA TBA TBA TBA

KEY CONSULTANT INFO

BASIX	EFFICIENT LIVING TRACEY COOLESTRACEY COOLES 9949 0332 tracey@efficientliving.com.au
SOLAR ACCESS	HEGGIES NEIHAD AL-KHALIDY 9427 8100 neihad.al-khalidy@heggies.com.au
TRAFFIC	TTPA ROSS NETTLE 0416 189 656 ttpa@ttpa.com.au

GENERAL NOTES

DO NOT SCALE OFF THIS DRAWING. USE FIGURED DIMENSIONS ONLY. VERIFY ALL DIMENSIONS ON SITE AND RESOLVE ANY DISCREPANCIES BEFORE PROCEEDING. COPYRIGHT OF THIS DRAWING AND THE DESIGNS EXECUTED REMAIN THE PROPERTY OF TONY CARO ARCHITECTURE. BUILDER TO EXAMINE SITE AND VERIFY SITE CONDITIONS PRIOR TO COMMENCING WORK. BUILDER TO CONFIRM BUILDING SETOUT PRIOR TO COMMENCING WORK. ALL ARCHITECTURAL DRAWINGS TO BE READ IN CONJUNCTION WITH OTHER ARCHITECTURAL DETAILS, SCHEDULES AND SPECIFICATIONS. ALL ARCHITECTURAL DRAWINGS AND DOCUMENTS TO BE READ IN CONJUNCTION WITH OTHER CONSULTANTS DRAWINGS AND SPECIFICATIONS. BUILDER TO ALLOW FOR DEFLECTION TO ALL SLABS AS REQUIRED TO STRUCTURAL ENGINEERS SPECIFICATION. CAD DOCUMENTS ARE ISSUED FOR INFORMATION ONLY. CHANGES ARE NOT TO BE MADE TO ANY DOCUMENTATION WITHOUT THE ARCHITECTS WRITTEN APPROVAL. TCA TAKES NO RESPONSIBILITY FOR THE ELECTRONIC TRANSMISSION. DIMENSIONS OR ACCURACY OF THESE DRAAWINGS. CEILING LEVEL AT NOMINATED DISTANCE FROM FINISHED FLOOR LEVEL. FOR ALL EXTERNAL LEVELS REFER TO LANDSCAPE ARCHITECT'S DRAWINGS.

KEY PLAN / GENERAL INFO

REFERENCE SCALE 1:50
0 0.5 1 1.5 2 2.5

PROJECT
RIVERFRONT APARTMENTS
330 CHURCH STREET
PARRAMATTA NSW

DRAWING NAME
DETAILED ELEVATIONS - PODIUM

SCALE	PAGE SIZE	STATUS
1:50	A1	A
Date	RD	JF
18/5/11		4

A400

10GB_ELEVATIONS.vwx