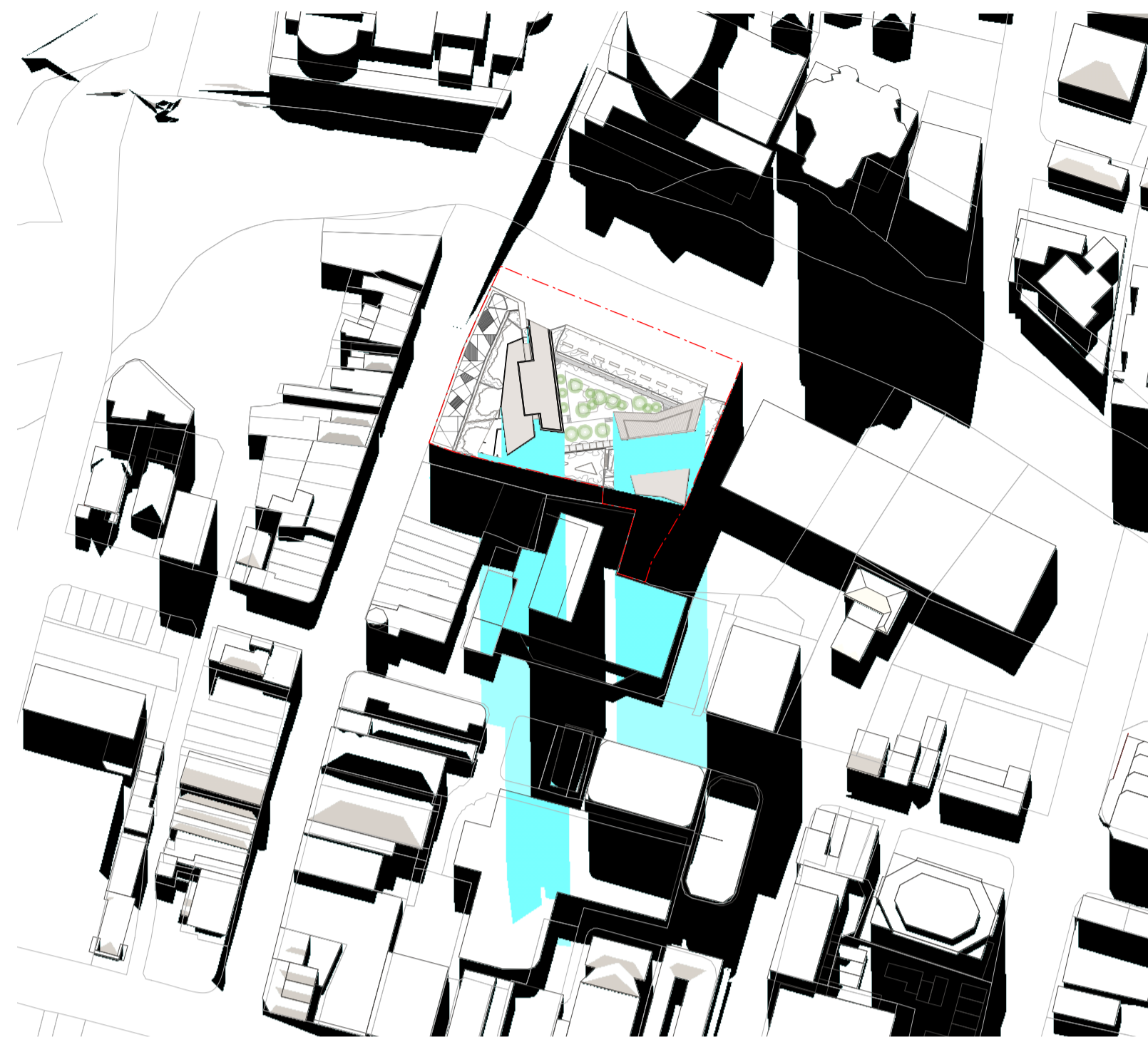



SHADOW DIAGRAM - WINTER SOLSTICE (JUNE 21ST) 9.00AM

1:2000 @ A1



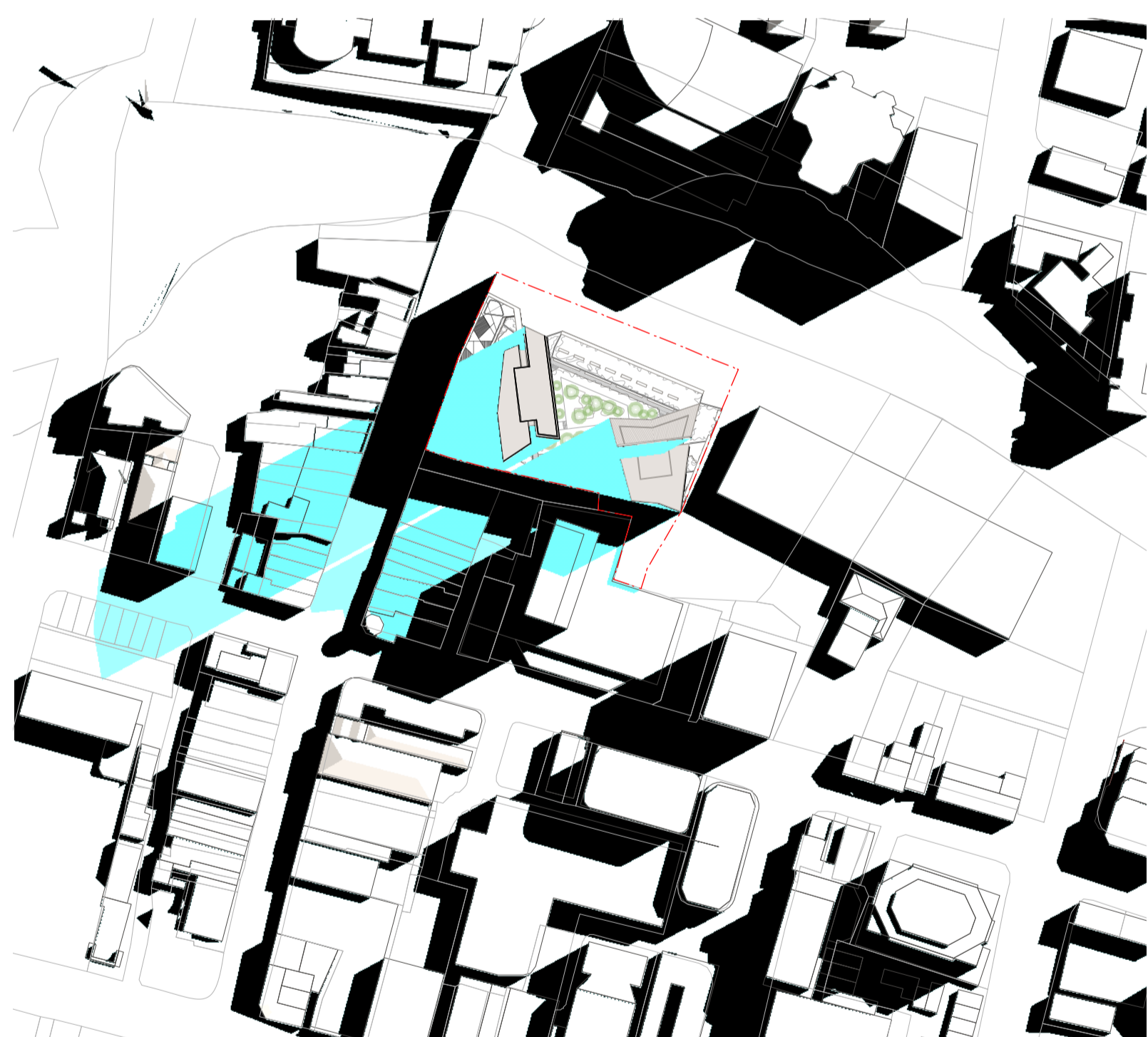
SHADOW DIAGRAM - WINTER SOLSTICE (JUNE 21ST) 12.00PM

1:2000 @ A1



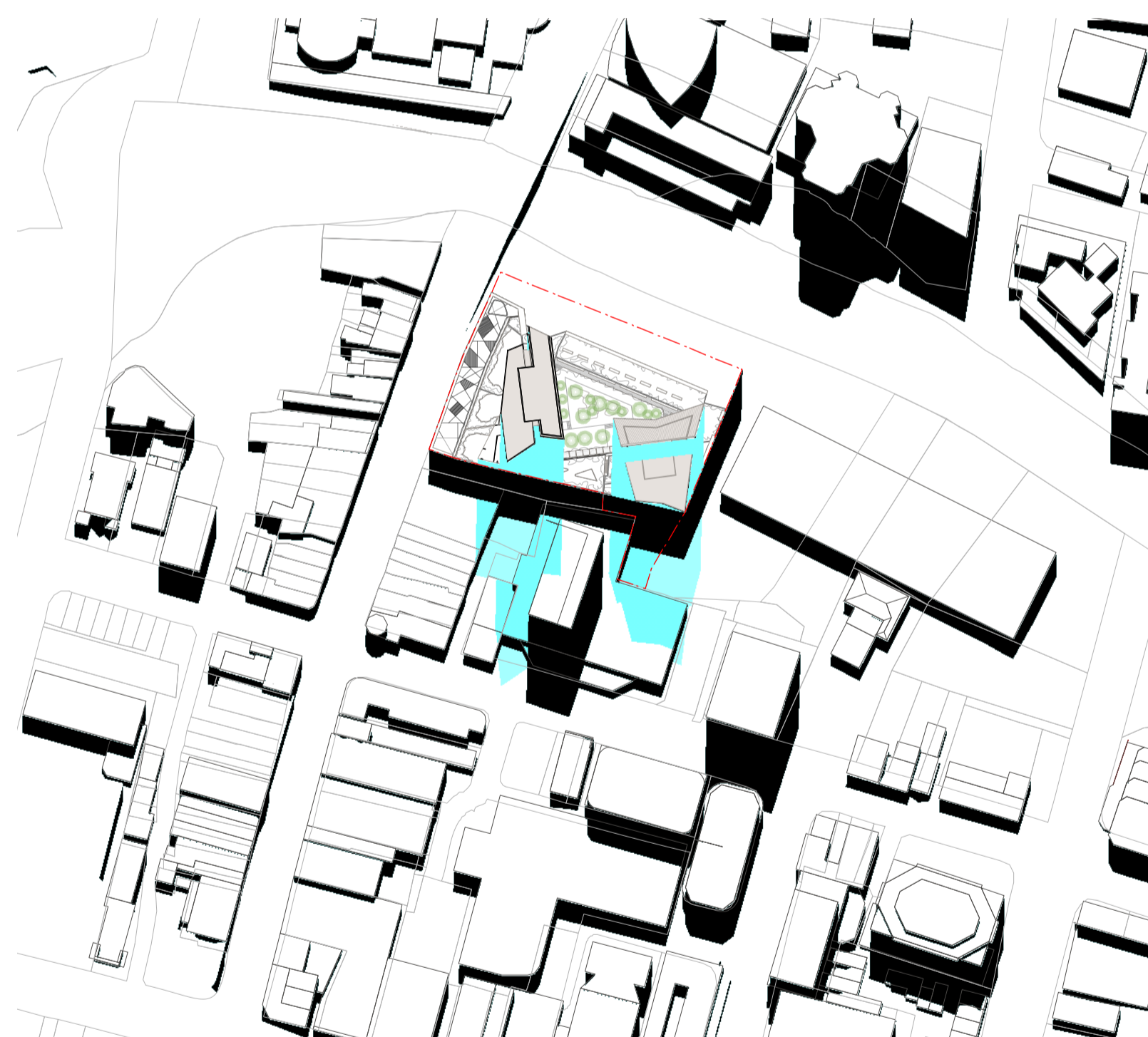
SHADOW DIAGRAM - WINTER SOLSTICE (JUNE 21ST) 3.00PM

1:2000 @ A1



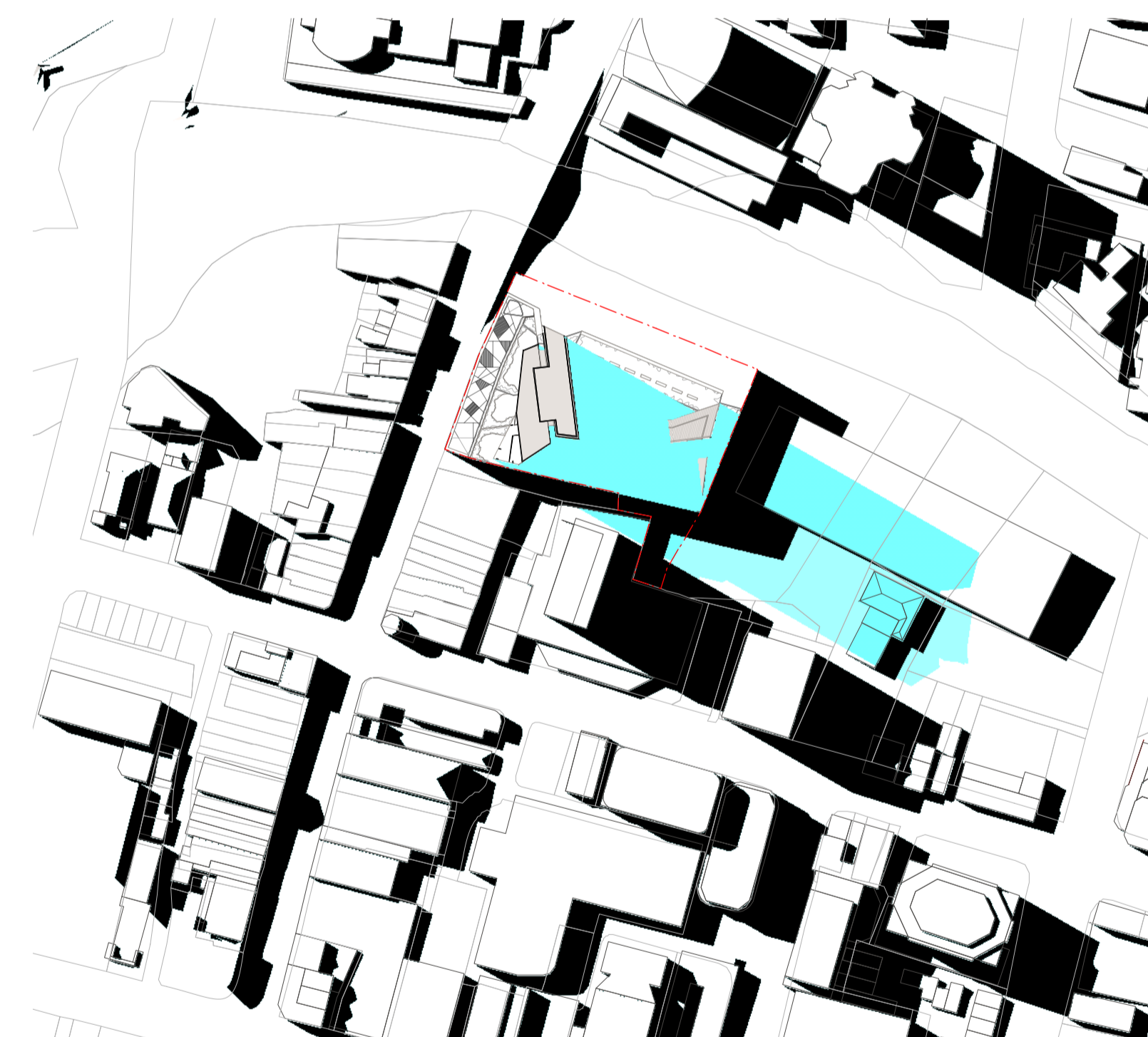
SHADOW DIAGRAM - EQUINOX (MARCH 21ST) 9.00AM

1:2000 @ A1



SHADOW DIAGRAM - EQUINOX (MARCH 21ST) 12.00PM

1:2000 @ A1



SHADOW DIAGRAM - EQUINOX (MARCH 21ST) 3.00PM

1:2000 @ A1

EXISTING SHADOWS  
 PROPOSED SHADOWS



DRAWING PREPARED FOR:  
**MERITON**  
 MERITON APARTMENTS  
 LEVEL 11, MERITON TOWER  
 528 KENT STREET, SYDNEY  
 NSW  
 TONY CARO ARCHITECTURE PTY LTD  
 LEVEL 1, 2 GLEN ST MILSONS POINT  
 NSW 2061 SYDNEY AUSTRALIA  
 T 99849100 P 99849133  
 WWW.TONYCAROARCHITECTURE.COM.AU

ISSUE REGISTER

No Date Note

REVISION REGISTER

By No Date Note

LEGEND

By

KEY CONSULTANT INFO

LANDSCAPE: GUY STURT & ASSOC  
 GUY STURT  
 9211 3744  
 guy@sturfassociates.com.au  
 STRUCTURAL: MERITON  
 GEOFF  
 9211 3744  
 g@sturfassociates.com.au  
 HYDRAULIC: TBA  
 TBA  
 TBA

KEY CONSULTANT INFO

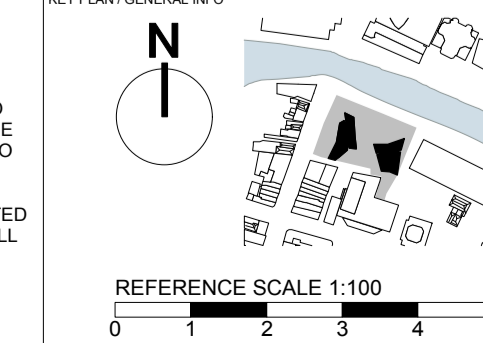
BASIS: EFFICIENT LIVING  
 TRACEY COOLESTRACEY COOLES  
 9946 0332  
 tracey@efficientliving.com.au  
 SOLAR ACCESS: HEGGIES  
 NEHAD AL-KHALIDY  
 9427 8100  
 nehad.al-khalidy@heggies.com.au  
 TRAFFIC: TTRA  
 ROSS NETTLE  
 0419 189 656  
 ttra@ttra.com.au

GENERAL NOTES

DO NOT SCALE OFF THIS DRAWING. USE FIGURED DIMENSIONS ONLY. VERIFY ALL DIMENSIONS ON SITE AND RESOLVE ANY DISCREPANCIES BEFORE PROCEEDING. COPYRIGHT OF THIS DRAWING AND THE DESIGNS EXECUTED REMAIN THE PROPERTY OF TONY CARO ARCHITECTURE. BUILDER TO EXAMINE SITE AND VERIFY SITE CONDITIONS PRIOR TO COMMENCING WORK. BUILDER TO CONFIRM BUILDING SETOUT PRIOR TO COMMENCING WORK. ALL ARCHITECTURAL DRAWINGS TO BE READ IN CONJUNCTION WITH OTHER ARCHITECTURAL DETAILS, SCHEDULES AND SPECIFICATIONS. ALL ARCHITECTURAL DRAWINGS AND DOCUMENTS TO BE READ IN CONJUNCTION WITH OTHER CONSULTANTS.

DRAWINGS AND SPECIFICATIONS. BUILDER TO ALLOW FOR DEFLECTION TO ALL SLABS AS REQUIRED TO STRUCTURAL ENGINEERS SPECIFICATION. CAD DOCUMENTS ARE ISSUED FOR INFORMATION ONLY. CHANGES ARE NOT TO BE MADE TO ANY DOCUMENTATION WITHOUT THE ARCHITECT'S WRITTEN APPROVAL. TCA TAKES NO RESPONSIBILITY FOR THE ELECTRONIC TRANSMISSION. DIMENSIONS OR ACCURACY OF THESE DRAWINGS. CEILING LEVEL AT NOMINATED DISTANCE FROM FINISHED FLOOR LEVEL. FOR ALL EXTERNAL LEVELS, REFER TO LANDSCAPE ARCHITECT'S DRAWINGS.

KEY PLAN / GENERAL INFO



PROJECT

**RIVERFRONT APARTMENTS**  
 330 CHURCH STREET  
 PARRAMATTA NSW

DRAWING NAME

**DIAGRAMS - SHADOWS**

SCALE

1:2000

DATE

18/5/11

PAGE SIZE

A1

REV

JF

STATUS

A

ISSUE

JF

DRAWING NUMBER

A500

1008\_SHADOWS.dwg