

BUILDING C UNIT NUMBERS												
LEVEL	A	B	C	D	E	F	G	H				
7	701	702	703	704	705	706	707	708				
8	801	802	803	804	805	806	807	808				
9	901	902	903	904	905	906	907	908				
10	1001	1002	1003	1004	1005	1006	1007	1008				
11	1101	1102	1103	1104	1105	1106	1107	1108				
12	1201	1202	1203	1204	1205	1206	1207	1208				
13	1301	1302	1303	1304	1305	1306	1307	1308				
14	1401	1402	1403	1404	1405	1406	1407	1408				
15	1501	1502	1503	1504	1505	1506	1507	1508				
16	1601	1602	1603	1604	1605	1606	1607	1608				
17	1701	1702	1703	1704	1705	1706	1707	1708				
18	1801	1802	1803	1804	1805	1806	1807	1808				
19	1901	1902	1903	1904	1905	1906	1907	1908				
20	2001	2002	2003	2004	2005	2006	2007	2008				
21	2101	2102	2103	2104	2105	2106	2107	2108				
22	2201	2202	2203	2204	2205	2206	2207	2208				

UNIT NUMBERS								
LEVEL	A	B	C	D	E	F	G	H
8	801	802	803	804	805	806	807	808
7	701	702	703	704	705	706	707	708
6	601	602	603	604	605	606	607	608
5	501	502	503	504	505	506	507	508
4	401	402	403	404	405	406	407	408
3	301	302	303	304	305	306	307	308
2	201	202	203	204	205	206	207	208
1	101	102	103	104	105	106	107	108
0	001	002	003	004	005	006	007	008

NINA GREY AVENUE

SHORELINE

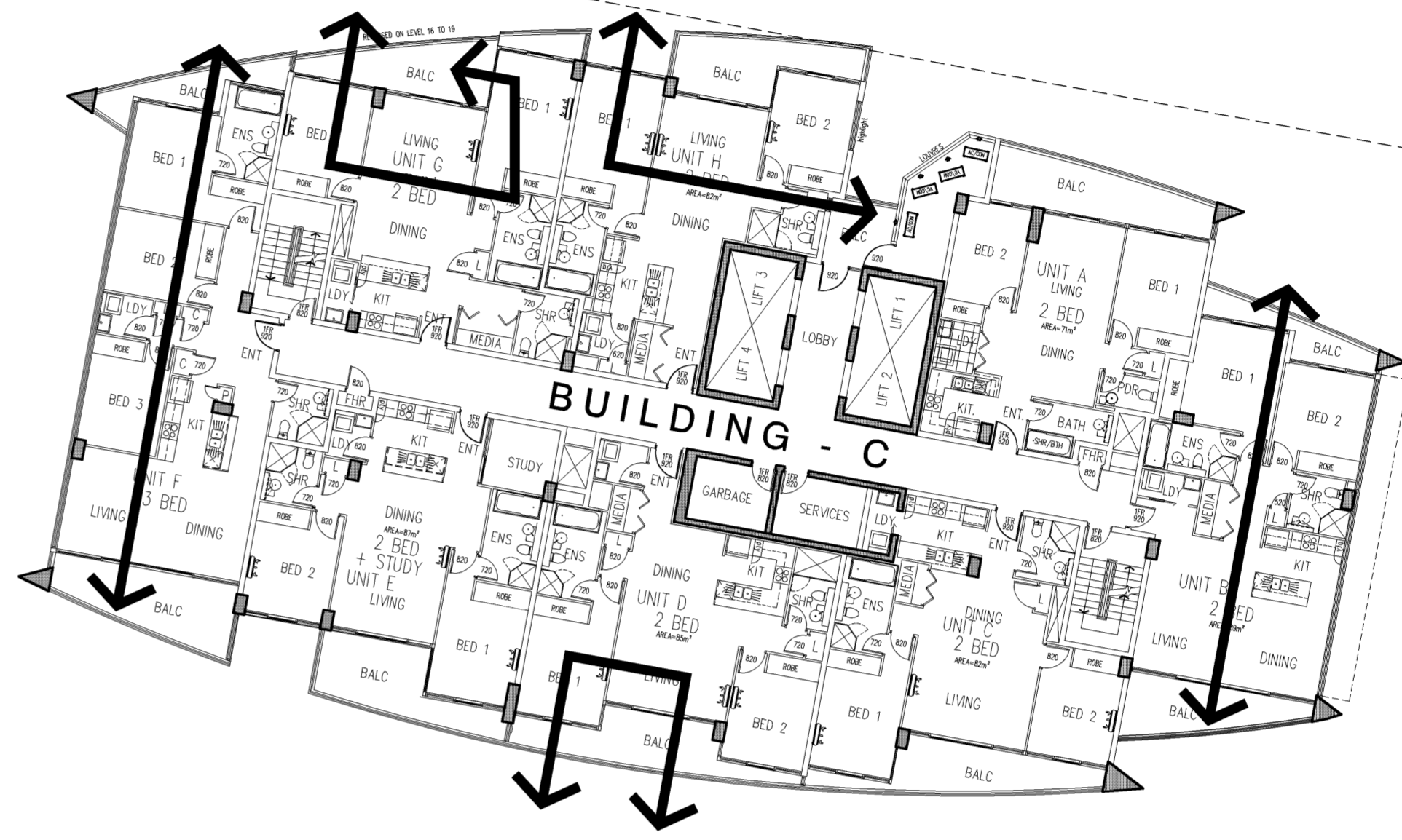
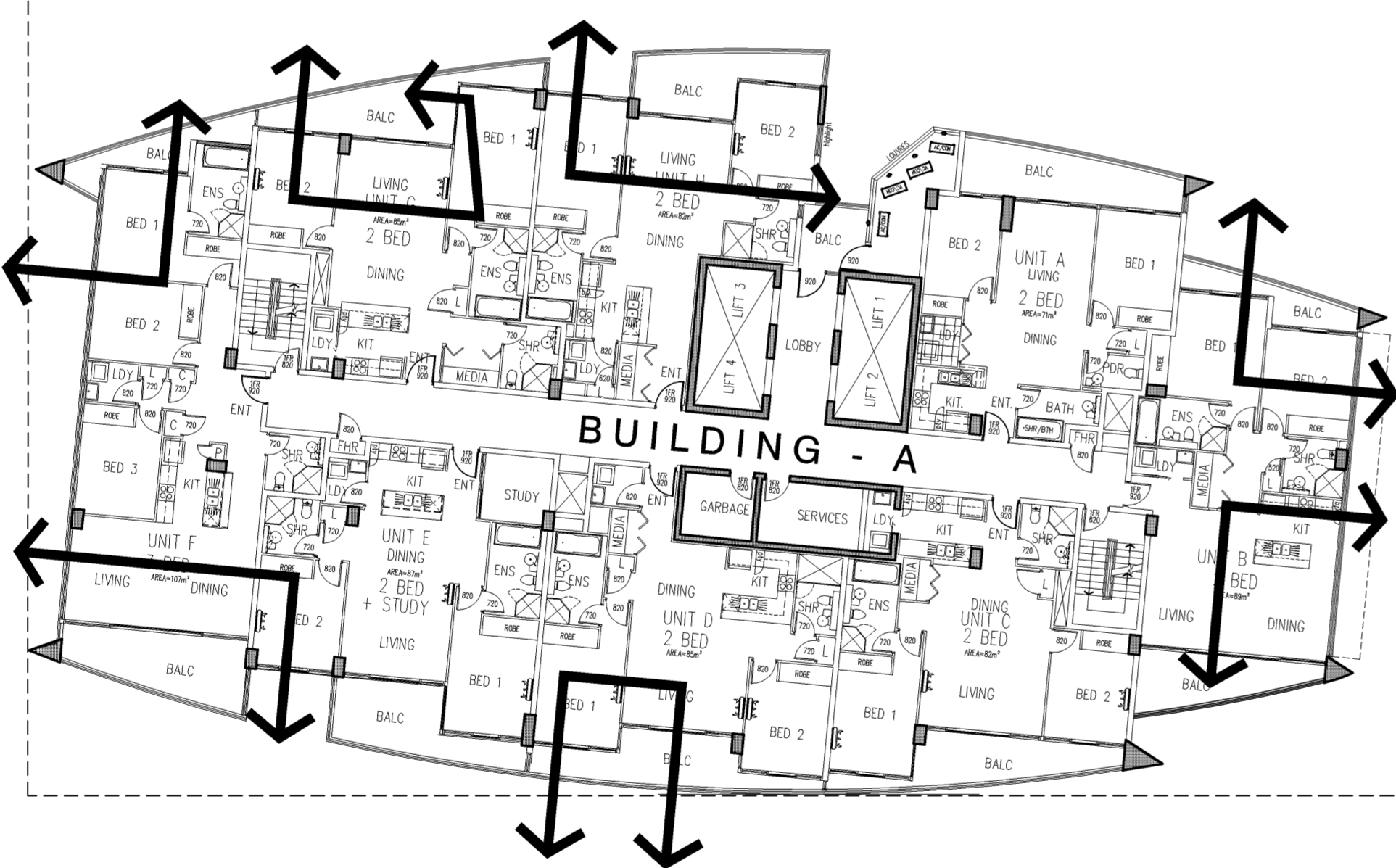
AVENUE

AVENUE

MEREDITH

WALKER STREET

STREET

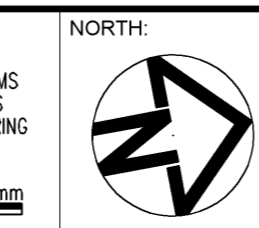


CROSS VENTILATION LEVEL 8-16 PLAN

SCALE 1:200

ISSUE	DATE	REVISION	BY	ISSUE	DATE	REVISION	BY

DO NOT SCALE  
 USE FIGURES DIMENSIONS AT ALL TIMES. IF IN DOUBT CHECK WITH MERITON APARTMENTS PTY. LTD. CONTRACTORS TO CHECK AND VERIFY ALL LEVELS, DATINGS AND DIMENSIONS ON SITE AND SHALL REPORT ANY DISCREPANCIES OR OMISSIONS TO MERITON APARTMENTS PTY. LTD. PRIOR TO COMMENCEMENT OF WORK AND DURING THE CONSTRUCTION PHASE.



GENERAL NOTES:  
 THIS DRAWING IS THE EXCLUSIVE PROPERTY OF MERITON APARTMENTS PTY. LTD. AND THE REPRODUCTION OF ANY PART WITHOUT THE WRITTEN CONSENT OF MERITON APARTMENTS PTY. LTD. IS A VIOLATION OF APPLICABLE LAWS. IN NO EVENT SHALL MERITON APARTMENTS PTY. LTD. BE HELD LIABLE FOR SPECIAL, COLLATERAL, INCIDENTAL OR CONSEQUENTIAL LIABILITY IN CONNECTION WITH THE USE OF THIS DIGITAL DATA ONCE RELEASED FROM THE MERITON APARTMENTS PTY. LTD. OFFICES.  
 THIS DRAWING IS TO BE READ AND UNDERSTOOD IN CONJUNCTION WITH THE STRUCTURAL, MECHANICAL, ELECTRICAL AND / OR ANY OTHER CONSULTANTS DOCUMENTATION AS MAY BE APPLICABLE TO THE PROJECT PRIOR TO THE START OF ANY WORKS AND FOR ITS DURATION.

**Meriton**  
 Apartments Pty. Ltd.  
 Builders & Developers  
 Level 11, 528 Kent Street, Sydney NSW 2000  
 Tel: (02) 9287 2888 Fax: (02) 9287 2777 Email: info@meriton.com.au

PROJECT:  
 PROPOSED RESIDENTIAL DEVELOPMENT  
 LOT 101 AND 102  
 52 WALKER STREET  
 RHODES, NSW XX

DRAWING TITLE:  
**CROSS VENTILATION LEVEL 8-16 PLAN**

PROJECT No.	DATE	DRAWING No.	REV.
749 & 750	5/31/2010	DA-108	A

CAD FILE:  
 S:\VC-WALKER\ARCH\LOT-101 AND 102\04-108 CROSS VENTILATION LEVEL 8-16 PLAN.DWG