Sheet List	
Sheet # / Revision	Sheet Name

A 100-3	COVER SHEET
A 101/12	BASEMENT PLAN
A 102/11	UPPER BASEMENT PLAN
A 103/11	LOWER GROUND FLOOR PLAN
A 104/10	GROUND FLOOR PLAN
A 105/9	LEVEL 1 FLOORPLAN
A 106/10	LEVEL 2 FLOORPLAN
A 107/11	LEVEL 3 FLOORPLAN
A 108/9	LEVEL 4 FLOORPLAN
A 109/6	LEVEL 5 FLOORPLAN
A 110/5	LEVEL 6 FLOORPLAN
A 111/6	LEVEL 7 FLOORPLAN
A 112/5	LEVEL 8 PLAN
A 113/5	LEVEL 9 PLAN
A 114/5	LEVEL 10 PLAN
A 115/5	LEVEL 11 PLAN
A 117/5	ROOF PLAN
A 118/10	ROTHESAY AVENUE ELEVATION
A 119/9	BELMORE STREET ELEVATION
A 120/8	HAMILTON CRESCENT ELEVATION
A 121/9	NEW FORESHORE LINK ELEVATION

SHEPHERDS BAY MASTERPLAN

STAGE 1 PROJECT APPLICATION MP-09_0219

ROBERTSON + MARKS

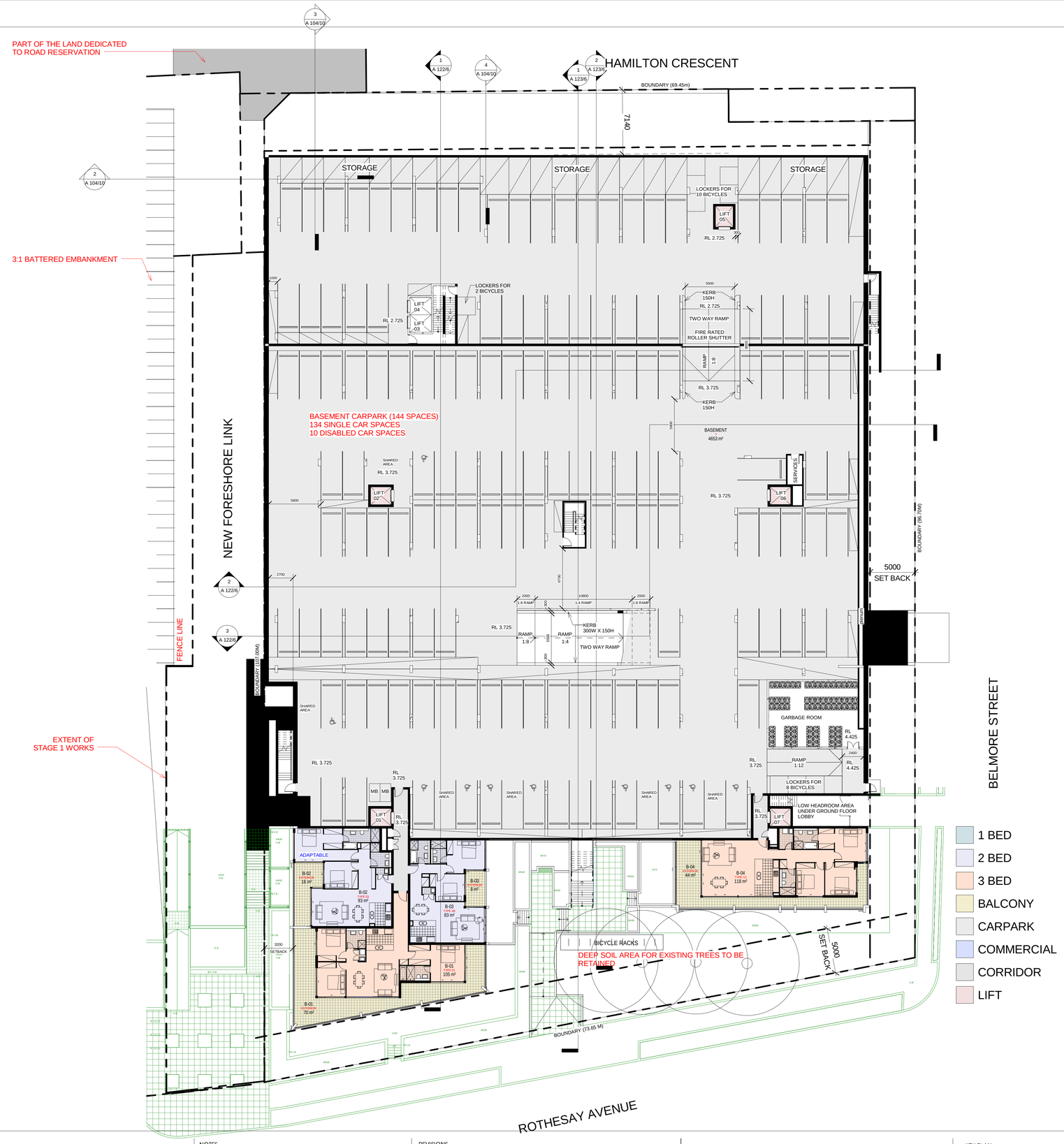

Proposed Stage 1 Unit numbers:

1 Bed =	48 units
2 Bed =	133 units
3 Bed =	26 units

Proposed Stage 1 Car Parking

Available Car Parking

Basement	144
Upper Basement	102
Lower Ground Floor	32
TOTAL	278

Proposed Car Parking Allocation

48 X 1 bed apts.	29	(1:0.6)
133 X 2 bed apts.	133	(1:1)
26 X 3 bed apts.	42	(1:1.6)
TOTAL RESIDENT	**204**	
Visitors	42 (@ 20%)	
TOTAL	**246**	

Proposed Stage 1 Garbage Bin Allocation

Available Garbage Bins

Basement	72
Upper Basement	74
Lower Ground Floor	84
TOTAL	230

SECURE BICYCLE LOCKERS

Basement	20
Upper Basement	10
TOTAL	30

SCALE 1:200 @ B1

0 10 20M

PROJECT APPLICATION

ARCHITECT

ROBERTSON + MARKS

ground floor 11-17 buckingham st
surry hills sydney australia 2010 www.marks.net.au
t 61 2 9319 4388 f 61 2 9319 7338 e mail@marks.net.au

NOM.ARCH.
DAVID MAYES 3190 JOHN RYAN 3181 BRIAN MANN 5975 ANDREW SCARVELIS

CLIENT

Structural Engineers

Mechanical, Electrical & Lift Services Engineers

Hydraulic Engineer & Fire Services Engineers

Landscape Architects

NOTES

Dimensions
Contractors to check all dimensions on site prior to commencing construction. Do not scale from this drawing. Use given dimensions.
Copyright ©
This document is copyright. All rights reserved.

REVISIONS

Issue	Date	Description	By
1	2011/12/12	DA SUBMISSION	AT
2	2011/12/12	DA SUBMISSION(CAR PARK SPACES AMENDED)	AT
3	2011/12/13	DA SUBMISSION	AT
4	2011/12/15	DA SUBMISSION	AT
5	2011/12/19	DA SUBMISSION	AT
6	2012/05/07	GENERAL SUBMISSION	BF
7	31.07.2012	ISSUED FOR DA SUBMISSION	LJ
8	12.06.2013	MODIFIED TO PLANNING APPROVAL DESIGN MODIFICATION	MY
9	27.06.2013	MODIFIED TO PLANNING APPROVAL DESIGN MODIFICATION	MY
10	01.07.2013	MODIFIED TO PLANNING APPROVAL DESIGN MODIFICATION	
11	17.07.2013	INDOOR BICYCLE LOCKERS AND OUTDOOR BICYCLE RACKS ADDED	MY
12	18.07.2013	SETBACK ON THE HAMILTON CRESCENT REVISED TO MATCH THE BUILDING LINE ABOVE.	CG

KEY PLAN

North Point

Building Name : STAGE 1 PROJECT APPLICATION (MP 09_0219)
Drawing Title : BASEMENT PLAN

Scale : 1 : 200 @ B1
Date : 31st JULY 2012
Job Number : 10068-2
Drawn : DA

Drawing Number
A 101/12

Authorised by : IF

CAD File: C:\Users\muhammad.MARKS\Documents\82012\R2012_Precinct 1_Central AS PER STAGE 1 PROJECT APPROVAL_Muhammad.rvt

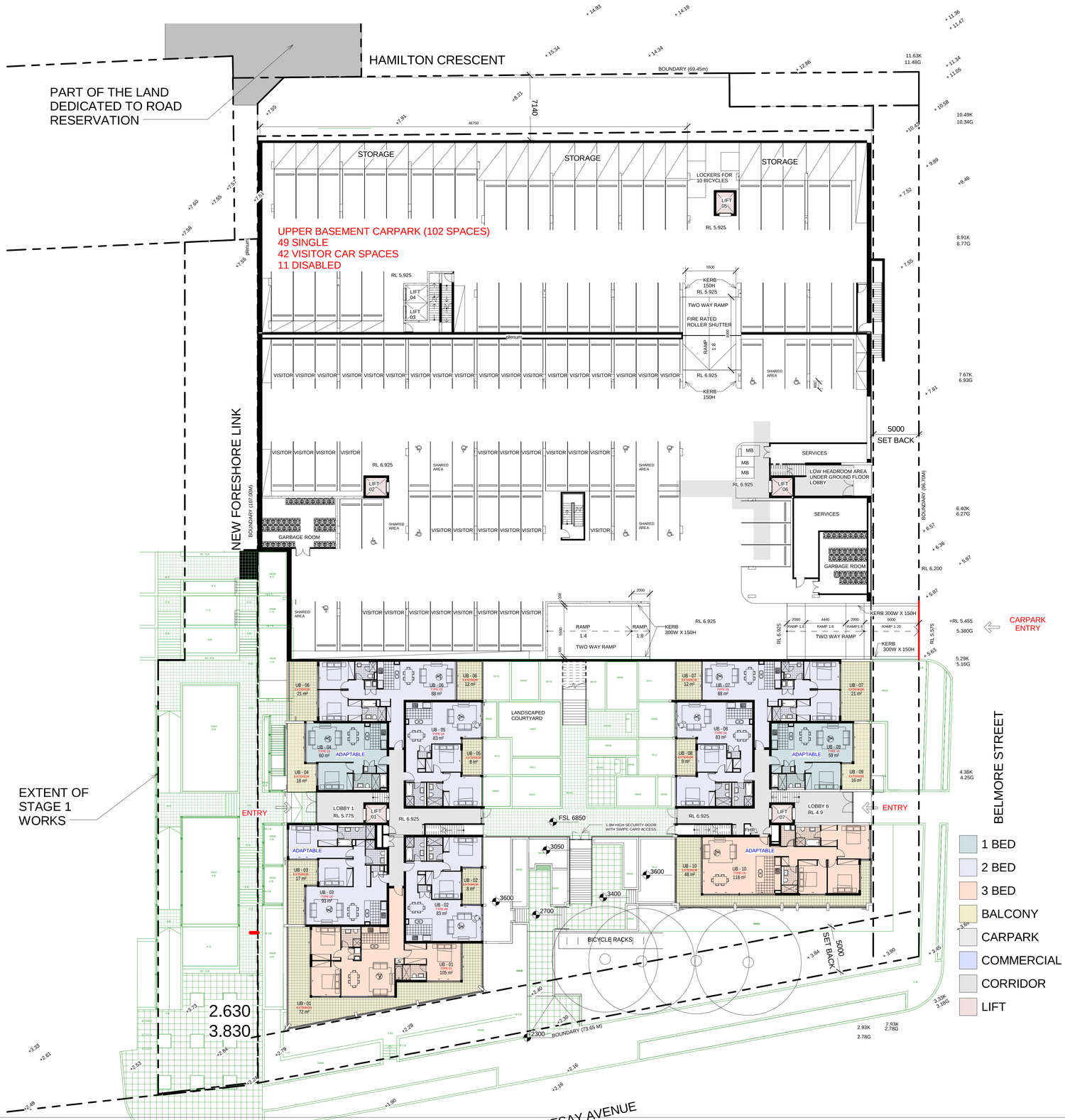

Proposed Stage 1 Unit numbers:

1 Bed =	48 units
2 Bed =	133 units
3 Bed =	26 units

Proposed Stage 1 Car Parking

Available Car Parking

Basement	144
Upper Basement	102
Lower Ground Floor	32
TOTAL	278

Proposed Car Parking Allocation

48 X 1 bed apts.	29	(1:0.6)
133 X 2 bed apts.	133	(1:1)
26 X 3 bed apts.	42	(1:1.6)
TOTAL RESIDENT	**204**	
Visitors	42 (@ 20%)	
TOTAL	**246**	

Proposed Stage 1 Garbage Bin Allocation

Available Garbage Bins

Basement	72
Upper Basement	74
Lower Ground Floor	84
TOTAL	230

SECURE BICYCLE LOCKERS

Basement	20
Upper Basement	10
TOTAL	30

SCALE 1:200 @ B1

0 10 20M

PROJECT APPLICATION

ARCHITECT

ROBERTSON + MARKS

ground floor 11-17 buckingham st
surry hills sydney australia 2010 www.marks.net.au
t 61 2 9319 4388 f 61 2 9319 7338 e mail@marks.net.au

NOM.ARCH.
DAVID MAYES 3190 JOHN RYAN 3181 BRIAN MANN 5975 ANDREW SCARVELIS

CLIENT

Structural Engineers

Mechanical, Electrical & Lift Services Engineers

Hydraulic Engineer & Fire Services Engineers

Landscape Architects

NOTES

Dimensions
Contractors to check all dimensions on site prior to commencing construction. Do not scale from this drawing. Use given dimensions.
Copyright ©
This document is copyright. All rights reserved.

REVISIONS

Issue	Date	Description	By
1	2011/12/12	DA SUBMISSION	AT
2	2011/12/12	DA SUBMISSION (Landscape Added)	AT
3	2011/12/13	DA SUBMISSION	AT
4	2011/12/15	DA SUBMISSION	AT
5	2012/05/07	GENERAL SUBMISSION	BF
6	31.07.2012	ISSUED FOR DA SUBMISSION	LJ
7	12.06.2013	MODIFIED TO PLANNING APPROVAL DESIGN MODIFICATION	MY
8	27.06.2013	MODIFIED TO PLANNING APPROVAL DESIGN MODIFICATION	MY
9	01.07.2013	MODIFIED TO PLANNING APPROVAL DESIGN MODIFICATION	MY
10	17.07.2013	INDOOR BICYCLE LOCKERS AND OUTDOOR BICYCLE RACKS ADDED	
11	18.07.2013	SETBACK ON THE HAMILTON CRESCENT REVISED TO MATCH THE BUILDING LINE ABOVE.	CG

KEY PLAN

North Point

Building Name : STAGE 1 PROJECT APPLICATION (MP 09_0219)
Drawing Title : UPPER BASEMENT PLAN

Scale : 1 : 200 @ B1
Date : 31st JULY 2012
Job Number : 10068-2
Drawn : DA

Drawing Number
A 102/11

Authorised by : IF

CAD File C:\Users\muhammad.MARKS\Documents\R2012\R2012_Precinct 1_Central AS PER STAGE 1 PROJECT APPROVAL_Muhammad.rvt

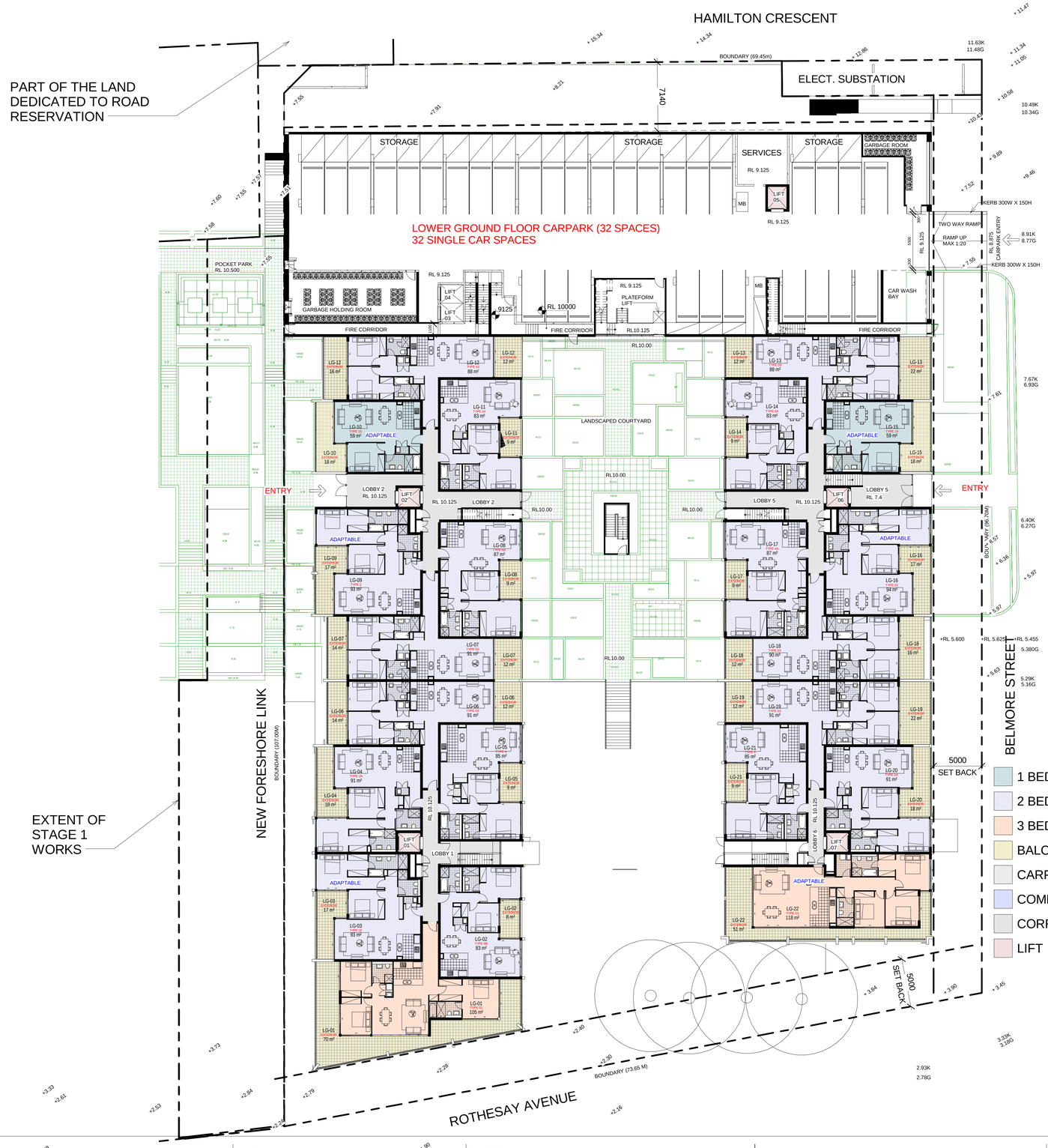

Proposed Stage 1 Unit numbers:

1 Bed =	48 units
2 Bed =	133 units
3 Bed =	26 units

Proposed Stage 1 Car Parking

Available Car Parking

Basement	144
Upper Basement	102
Lower Ground Floor	32
TOTAL	278

Proposed Car Parking Allocation

48 X 1 bed apts.	29	(1:0.6)
133 X 2 bed apts.	133	(1:1)
26 X 3 bed apts.	42	(1:1.6)
TOTAL RESIDENT	**204**	
Visitors	42 (@ 20%)	
TOTAL	**246**	

Proposed Stage 1 Garbage Bin Allocation

Available Garbage Bins

Basement	72
Upper Basement	74
Lower Ground Floor	84
TOTAL	230

SECURE BICYCLE LOCKERS

Basement	20
Upper Basement	10
TOTAL	30

SCALE 1:200 @ B1

0 10 20M

PROJECT APPLICATION

ARCHITECT

ROBERTSON+MARKS

ground floor 11-17 buckingham st
surry hills sydney australia 2010 www.marks.net.au
t 61 2 9319 4388 f 61 2 9319 7338 e mail@marks.net.au

NOM.ARCH.
DAVID MAYES 3190 JOHN RYAN 3181 BRIAN MANN 5975 ANDREW SCARVELIS

CLIENT

Structural Engineers

Mechanical, Electrical & Lift Services Engineers

Hydraulic Engineer & Fire Services Engineers

Landscape Architects

NOTES

Dimensions
Contractors to check all dimensions on site prior to commencing construction. Do not scale from this drawing. Use given dimensions.
Copyright ©
This document is copyright. All rights reserved.

REVISIONS

Issue	Date	Description	By
1	2011/12/12	DA SUBMISSION	AT
2	2011/12/12	DA SUBMISSION (Landscape Added)	AT
3	2011/12/13	DA SUBMISSION	AT
4	2011/12/13	DA SUBMISSION	AT
5	2011/12/19	DA SUBMISSION	AT
6	2012/05/07	GENERAL SUBMISSION	BF
7	31.07.2012	ISSUED FOR DA SUBMISSION	LJ
8	12.06.2013	MODIFIED TO PLANNING APPROVAL DESIGN MODIFICATION	MY
9	27.06.2013	MODIFIED TO PLANNING APPROVAL DESIGN MODIFICATION	MY
10	01.07.2013	MODIFIED TO PLANNING APPROVAL DESIGN MODIFICATION	
11	18.07.2013	SETBACK ON THE HAMILTON CRESCENT REVISED TO MATCH THE BUILDING LINE ABOVE.	CG

KEY PLAN

North Point

Building Name : STAGE 1 PROJECT APPLICATION (MP 09_0219)
Drawing Title : LOWER GROUND FLOOR PLAN

Scale : 1 : 200 @ B1
Date : 31st JULY 2012
Job Number : 10068-2
Drawn : DA

Drawing Number
A 103/11

Authorised by : IF

CAD File C:\Users\ahammad.MARKS\Documents\R2012\R2012_Precinct 1_Central AS PER STAGE 1 PROJECT APPROVAL_Muhammad.rvt

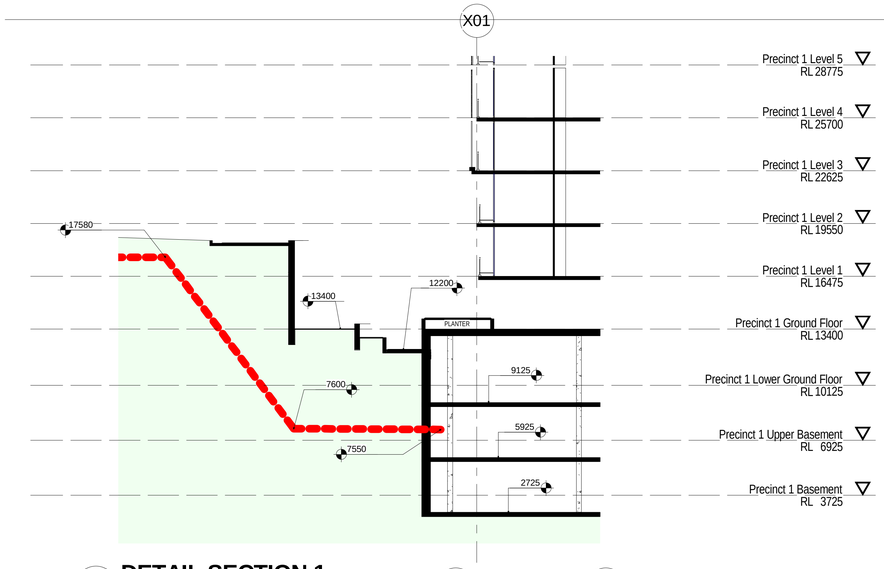

2 A 104/10 **DETAIL SECTION 1**
1 : 150

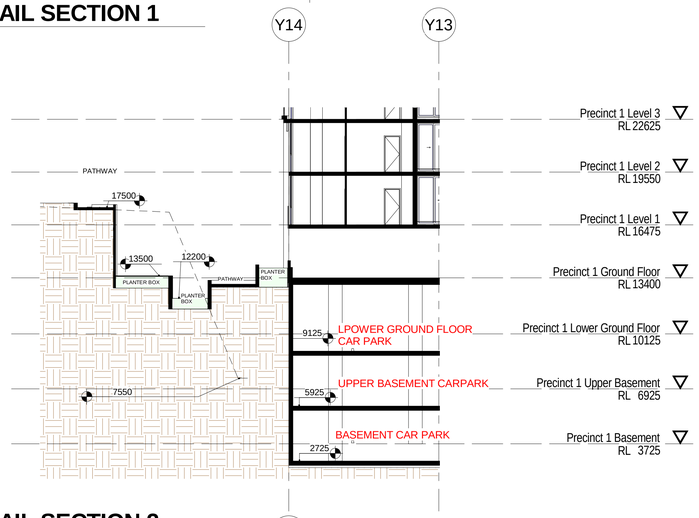

3 A 104/10 **DETAIL SECTION 2**
1 : 150

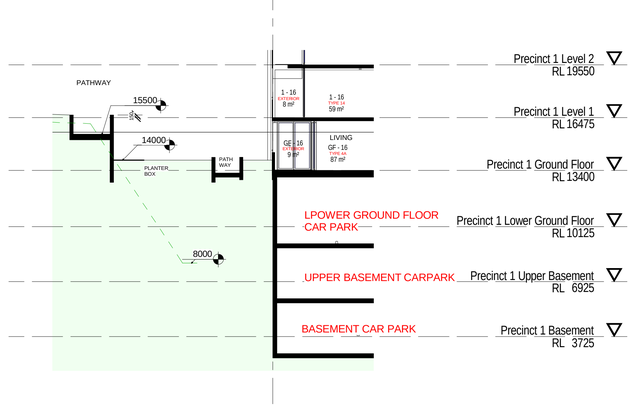

4 A 104/10 **DETAIL SECTION 3**
1 : 150

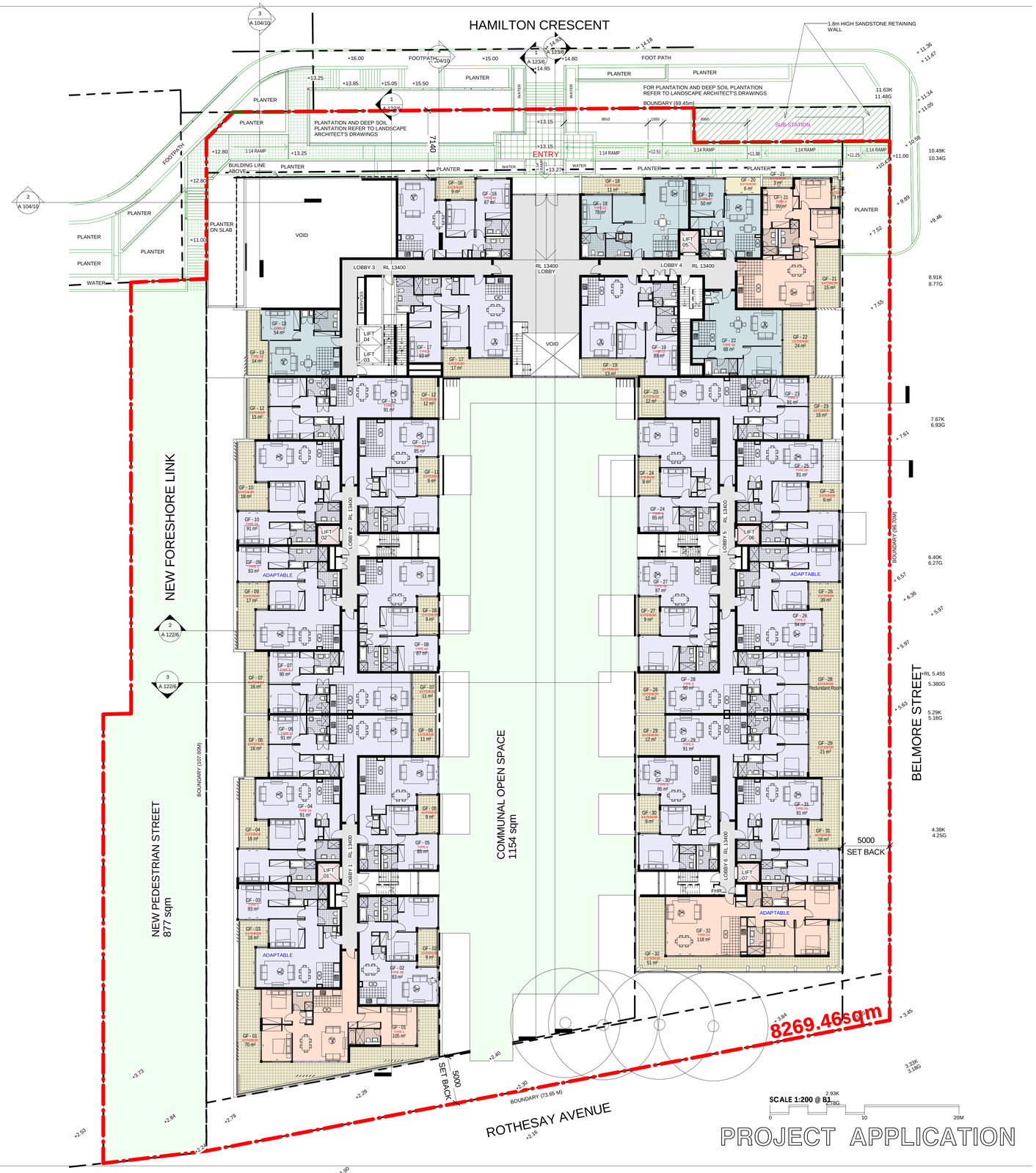

ARCHITECT

ROBERTSON + MARKS

ground floor 11-17 buckingham st
surry hills sydney australia 2010 www.marks.net.au
t 61 2 9319 4388 f 61 2 9319 7338 e mail@marks.net.au

NOM.ARCH.
DAVID MAYES 3190 JOHN RYAN 3181 BRIAN MANN 5975 ANDREW SCARVELIS

CLIENT

Structural Engineers

Mechanical, Electrical & Lift Services Engineers

Hydraulic Engineer & Fire Services Engineers

Landscape Architects

NOTES

Dimensions
Contractors to check all dimensions on site prior to commencing construction. Do not scale from this drawing. Use given dimensions.
Copyright ©
This document is copyright. All rights reserved.

REVISIONS

Issue	Date	Description	By
1	2011/12/12	DA SUBMISSION	AT
2	2011/12/12	DA SUBMISSION (Landscape Added)	AT
3	2011/12/13	DA SUBMISSION	AT
4	2012/05/07	GENERAL SUBMISSION	BF
5	31.07.2012	ISSUED FOR DA SUBMISSION	LJ
6	12.06.2013	MODIFIED TO PLANNING APPROVAL DESIGN MODIFICATION	MY
7	27.06.2013	MODIFIED TO PLANNING APPROVAL DESIGN MODIFICATION	MY
8	01.07.2013	MODIFIED TO PLANNING APPROVAL DESIGN MODIFICATION	
9	17.07.2013	COMMERCIAL AREA CHANGED TO STORAGE / PLANT	
10	18.07.2013	DELETED UNITS GF-14 & GF-15 & REPLACED WITH VOID, LANDSCAPE ON HAMILTON CRESENT REVISED.	CG

Issue	Date	Description	By

KEY PLAN

North Point

Building Name : STAGE 1 PROJECT APPLICATION (MP 09_0219)
Drawing Title : GROUND FLOOR PLAN

Scale : As indic@ B1
Date : 31st JULY 2012
Job Number : 10068-2
Drawn : DA

Drawing Number
A 104/10

Authorised by : IF

CAD File : C:\Users\muhammad.MARKS\Documents\f2012\29\2012_Precinct 1_Central AS PER STAGE 1 PROJECT APPROVAL_Muhammad.rvt

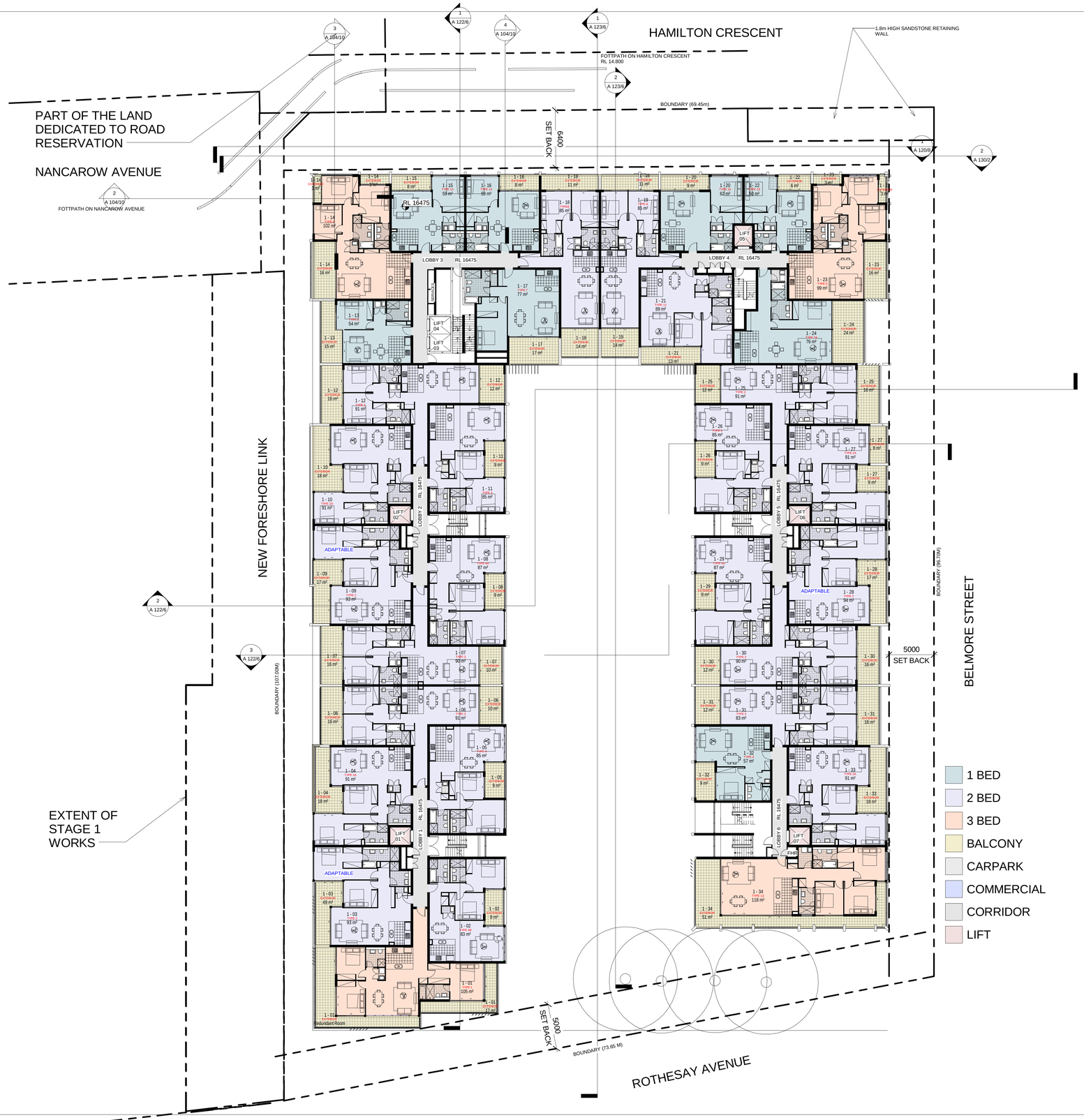

SCALE 1:200 @ B1

0 10 20M

PROJECT APPLICATION

ARCHITECT

ROBERTSON + MARKS

ground floor 11-17 buckingham st
surry hills sydney australia 2010 www.marks.net.au
t 61 2 9319 4388 f 61 2 9319 7338 e mail@marks.net.au

NOM.ARCH.
DAVID MAYES 3190 JOHN RYAN 3181 BRIAN MANN 5975 ANDREW SCARVELIS

CLIENT

Structural Engineers

Mechanical, Electrical & Lift Services Engineers

Hydraulic Engineer & Fire Services Engineers

Landscape Architects

NOTES

Dimensions
Contractors to check all dimensions on site prior to commencing construction. Do not scale from this drawing. Use given dimensions.
Copyright ©
This document is copyright. All rights reserved.

REVISIONS

Issue	Date	Description	By
1	2011/12/12	DA SUBMISSION	AT
2	2011/12/12	DA SUBMISSION (Landscape Added)	AT
3	2011/12/13	DA SUBMISSION	AT
4	2012/05/07	GENERAL SUBMISSION	BF
5	31.07.2012	ISSUED FOR DA SUBMISSION	LJ
6	12.06.2013	MODIFIED TO PLANNING APPROVAL DESIGN MODIFICATION	MY
7	27.06.2013	MODIFIED TO PLANNING APPROVAL DESIGN MODIFICATION	MY
8	01.07.2013	MODIFIED TO PLANNING APPROVAL DESIGN MODIFICATION	
9	25.07.2013	LOBBY 6 STAIR REVISED DUE TO 10m SETBACK FROM BUILDING FACADE AT LEVEL1 ON ROTHESAY AVENUE REVISED	MY

Issue	Date	Description	By

KEY PLAN

North Point

Building Name : STAGE 1 PROJECT APPLICATION (MP 09_0219)
Drawing Title : LEVEL 1 FLOORPLAN

Scale : 1 : 200 @ B1
Date : 31st JULY 2012
Job Number : 10068-2
Drawn : DA

Drawing Number
A 105/9

Authorised by : R+M - BM-LJ

CAD File: C:\Users\muhammad.MARKS\Documents\82012\R2012_Precinct 1_Central AS PER STAGE 1 PROJECT APPROVAL_Muhammad.rvt

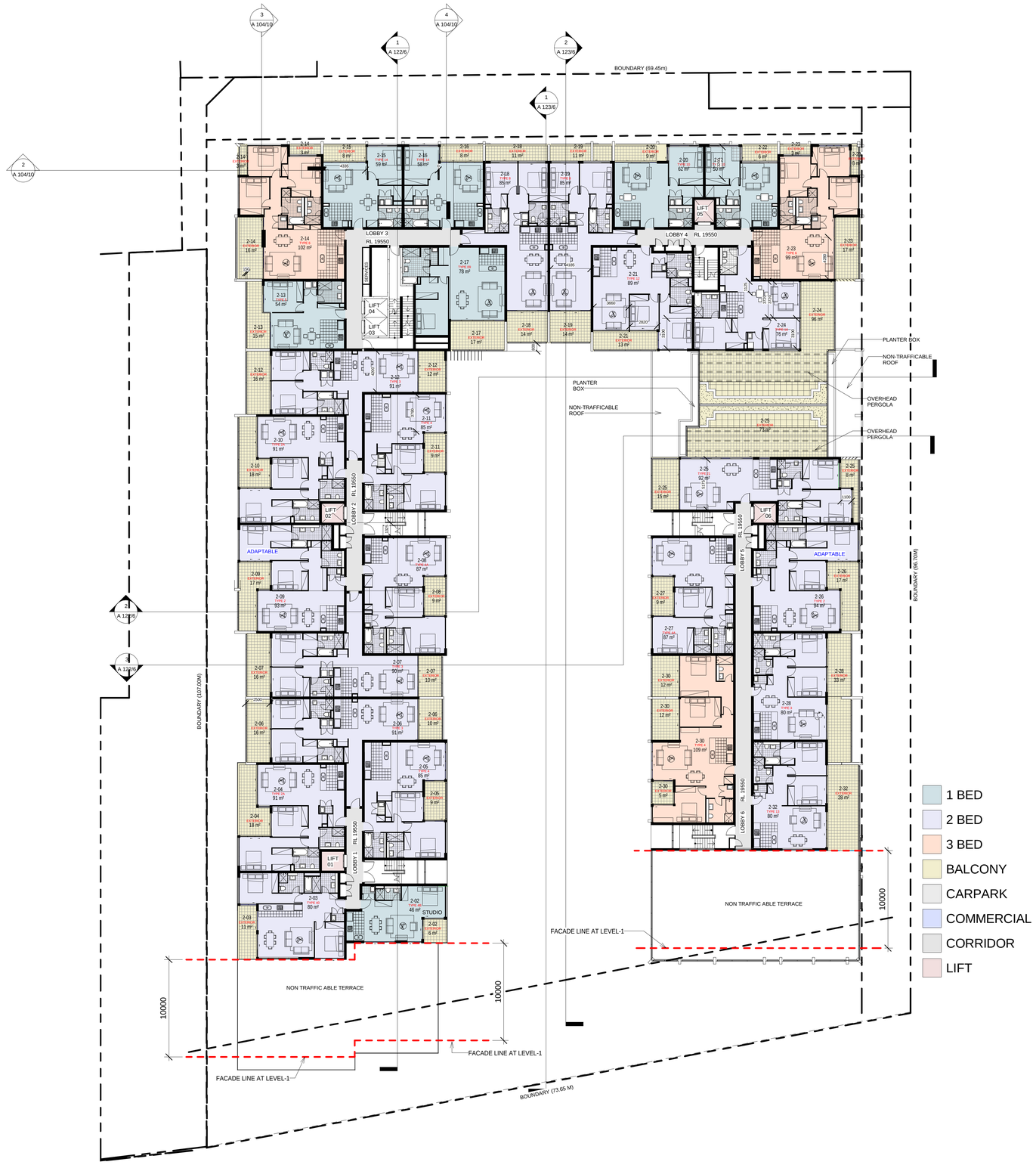

SCALE 1:200 @ B1

0 10 20M

PROJECT APPLICATION

ARCHITECT

ROBERTSON+MARKS

ground floor 11-17 buckingham st
surry hills sydney australia 2010 www.marks.net.au
t 61 2 9319 4388 f 61 2 9319 7338 e mail@marks.net.au

NOM.ARCH.
DAVID MAYES 3190 JOHN RYAN 3181 BRIAN MANN 5975 ANDREW SCARVELIS

CLIENT

Structural Engineers

Mechanical, Electrical & Lift Services Engineers

Hydraulic Engineer & Fire Services Engineers

Landscape Architects

NOTES

Dimensions
Contractors to check all dimensions on site prior to commencing construction. Do not scale from this drawing. Use given dimensions.
Copyright c©
This document is copyright. All rights reserved.

REVISIONS

Issue	Date	Description	By
1	2011/12/12	DA SUBMISSION	AT
2	2011/12/12	DA SUBMISSION (Exterior rooms for Unit 24 & 25 amended)	AT
3	2011/12/13	DA SUBMISSION	AT
4	2012/05/07	GENERAL SUBMISSION	BF
5	31.07.2012	ISSUED FOR DA SUBMISSION	LJ
6	12.06.2013	MODIFIED TO PLANNING APPROVAL DESIGN MODIFICATION	MY
7	27.06.2013	MODIFIED TO PLANNING APPROVAL DESIGN MODIFICATION	MY
8	01.07.2013	MODIFIED TO PLANNING APPROVAL DESIGN MODIFICATION	MZ
9	18.07.2013	TERRACE IN THE 10M SETBACK AREA ON ROTHESAY AVE MADE NON-TRAFFICABLE.	CG
10	25.07.2013	10m SETBACK FROM BUILDING FACADE AT LEVEL1 ON ROTHESAY AVENUE REVISED	MY

KEY PLAN

North Point

Building Name : STAGE 1 PROJECT APPLICATION (MP 09_0219)
Drawing Title : LEVEL 2 FLOORPLAN

Scale : 1 : 200 @ B1
Date : 31st JULY 2012
Job Number : 10068-2
Drawn : DA

Drawing Number
A 106/10

Authorised by : IF

CAD File C:\Users\muhammad.MARKS\Documents\R2012\R2012_Precinct 1_Central AS PER STAGE 1 PROJECT APPROVAL_Muhammad.rvt

1 BED
2 BED
3 BED
BALCONY
CARPARK
COMMERCIAL
CORRIDOR
LIFT

SCALE 1:200 @ B1

0 10 20M

PROJECT APPLICATION

ARCHITECT

ROBERTSON+MARKS

ground floor 11-17 buckingham st
surry hills sydney australia 2010 www.marks.net.au
t 61 2 9319 4388 f 61 2 9319 7338 e mail@marks.net.au

NOM.ARCH.
DAVID MAYES 3190 JOHN RYAN 3181 BRIAN MANN 5975 ANDREW SCARVELIS

CLIENT

Structural Engineers

Mechanical, Electrical & Lift Services Engineers

Hydraulic Engineer & Fire Services Engineers

Landscape Architects

NOTES

Dimensions
Contractors to check all dimensions on site prior to commencing construction. Do not scale from this drawing. Use given dimensions.
Copyright ©
This document is copyright. All rights reserved.

REVISIONS

Issue	Date	Description	By
1	2011/12/12	DA SUBMISSION	AT
2	2011/12/12	DA SUBMISSION (Exterior rooms for Units 6,7,14,15 &19 amended)	
3	2011/12/13	DA SUBMISSION	AT
4	2012/05/07	GENERAL SUBMISSION	BF
5	31.07.2012	ISSUED FOR DA SUBMISSION	LJ
6	12.06.2013	MODIFIED TO PLANNING APPROVAL DESIGN MODIFICATION	MY
7	27.06.2013	MODIFIED TO PLANNING APPROVAL DESIGN MODIFICATION	MY
8	01.07.2013	MODIFIED TO PLANNING APPROVAL DESIGN MODIFICATION	MZ
9	17.07.2013	SKY LIGHT FOR UNIT 2-28 AND 2-32 ADDED	MY
10	18.07.2013	BALCONY IN THE 10M SETBACK DELETED & ELEVATION REVISED.	CG
11	25.07.2013	10m SETBACK FROM BUILDING FACADE AT LEVEL1 ON ROTHESAY AVENUE REVISED	MY

KEY PLAN

North Point

Building Name : STAGE 1 PROJECT APPLICATION (MP 09_0219)
Drawing Title : LEVEL 3 FLOORPLAN

Scale : 1 : 200 @ B1
Date : 31st JULY 2012
Job Number : 10068-2
Drawn : DA

Drawing Number
A 107/11

Authorised by : IF

CAD File C:\Users\mohammad.MARKS\Documents\82012\R2012_Precinct 1_Central AS PER STAGE 1 PROJECT APPROVAL_Mohammad.rvt

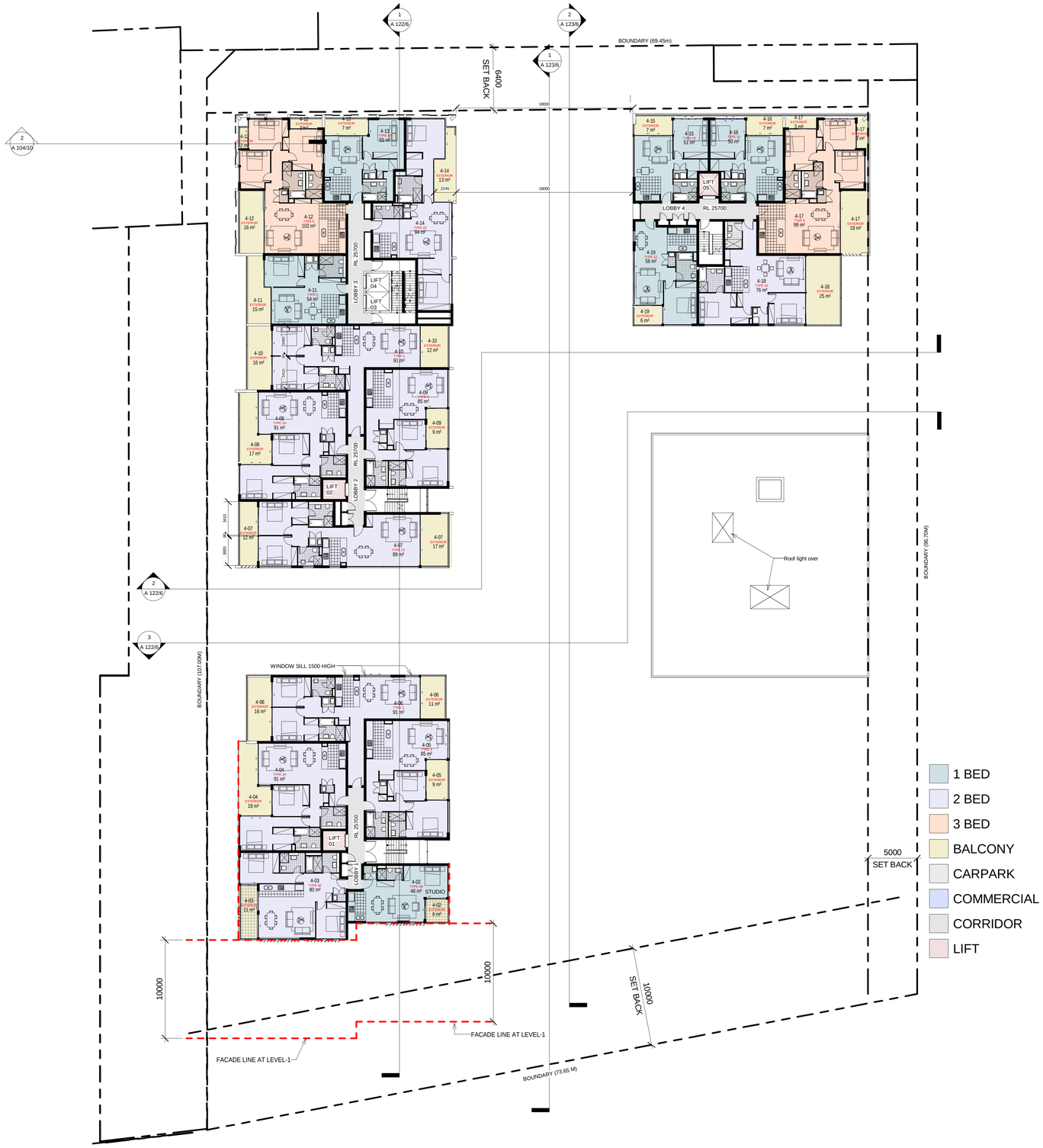

SCALE 1:200 @ B1

0 10 20M

PROJECT APPLICATION

ARCHITECT

ROBERTSON + MARKS

ground floor 11-17 buckingham st
surry hills sydney australia 2010 www.marks.net.au
t 61 2 9319 4388 f 61 2 9319 7338 e mail@marks.net.au

NOM.ARCH.
DAVID MAYES 3190 JOHN RYAN 3181 BRIAN MANN 5975 ANDREW SCARVELIS

CLIENT

Structural Engineers

Mechanical, Electrical & Lift Services Engineers

Hydraulic Engineer & Fire Services Engineers

Landscape Architects

NOTES

Dimensions
Contractors to check all dimensions on site prior to commencing construction. Do not scale from this drawing. Use given dimensions.
Copyright ©
This document is copyright. All rights reserved.

REVISIONS

Issue	Date	Description	By
1	2011/12/12	DA SUBMISSION	AT
2	2011/12/13	DA SUBMISSION	AT
3	2012/05/07	GENERAL SUBMISSION	BF
4	31.07.2012	ISSUED FOR DA SUBMISSION	LJ
5	12.06.2013	MODIFIED TO PLANNING APPROVAL DESIGN MODIFICATION	MY
6	27.06.2013	MODIFIED TO PLANNING APPROVAL DESIGN MODIFICATION	MY
7	01.07.2013	MODIFIED TO PLANNING APPROVAL DESIGN MODIFICATION	MZ
8	18.07.2013	BALCONY IN THE 10M SETBACK DELETED & ELEVATION REVISED.	CG
9	25.07.2013	10m SETBACK FROM BUILDING FACADE AT LEVEL1 ON ROTHESAY AVENUE REVISED	MY

Issue	Date	Description	By

KEY PLAN

North Point

Building Name : STAGE 1 PROJECT APPLICATION (MP 09_0219)
Drawing Title : LEVEL 4 FLOORPLAN

Scale : 1 : 200 @ B1
Date : 31st JULY 2012
Job Number : 10068-2
Drawn : DA

Drawing Number
A 108/9

Authorised by : IF

CAD File C:\Users\mohammad.MARKSSOv\documents\82012\R2012_Precinct 1_Central AS PER STAGE 1 PROJECT APPROVAL_Mohammad.rvt

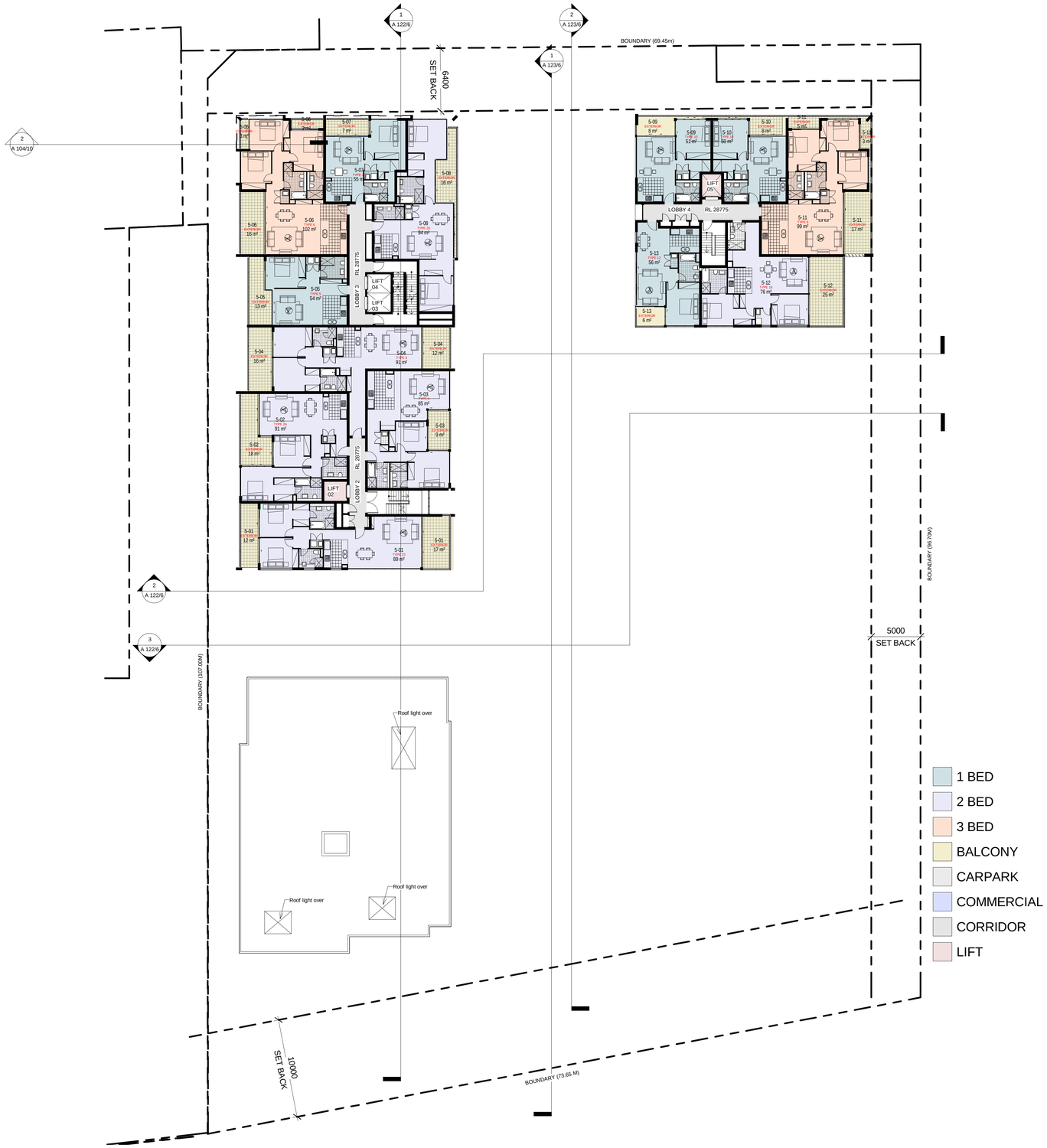

1 BED
2 BED
3 BED
BALCONY
CARPARK
COMMERCIAL
CORRIDOR
LIFT

SCALE 1:200 @ B1

0 10 20M

PROJECT APPLICATION

ARCHITECT

ROBERTSON + MARKS

ground floor 11-17 buckingham st
surry hills sydney australia 2010 www.marks.net.au
t 61 2 9319 4388 f 61 2 9319 7338 e mail@marks.net.au

NOM.ARCH.
DAVID MAYES 3190 JOHN RYAN 3181 BRIAN MANN 5975 ANDREW SCARVELIS

CLIENT

Structural Engineers

Mechanical, Electrical & Lift Services Engineers

Hydraulic Engineer & Fire Services Engineers

Landscape Architects

NOTES

Dimensions
Contractors to check all dimensions on site prior to commencing construction. Do not scale from this drawing. Use given dimensions.
Copyright ©
This document is copyright. All rights reserved.

REVISIONS

Issue	Date	Description	By
1	2011/12/12	DA SUBMISSION	AT
2	31.07.2012	ISSUED FOR DA SUBMISSION	LJ
3	12.06.2013	MODIFIED TO PLANNING APPROVAL DESIGN MODIFICATION	MY
4	27.06.2013	MODIFIED TO PLANNING APPROVAL DESIGN MODIFICATION	MY
5	01.07.2013	MODIFIED TO PLANNING APPROVAL DESIGN MODIFICATION	MZ
6	25.07.2013	10m SETBACK FROM BUILDING FACADE AT LEVEL1 ON ROTHESAY AVENUE REVISED	MY

Issue	Date	Description	By

KEY PLAN

North Point

Building Name : STAGE 1 PROJECT APPLICATION (MP 09_0219)
Drawing Title : LEVEL 5 FLOORPLAN

Scale : 1 : 200 @ B1
Date : 31st JULY 2012
Job Number : 10068-2
Drawn : DA

Drawing Number
A 109/6

Authorised by : IF

CAD File: C:\Users\muhammad.MARKS\Documents\82012\29\2012_Precinct 1_Central AS PER STAGE 1 PROJECT APPROVAL_Muhammad.rvt

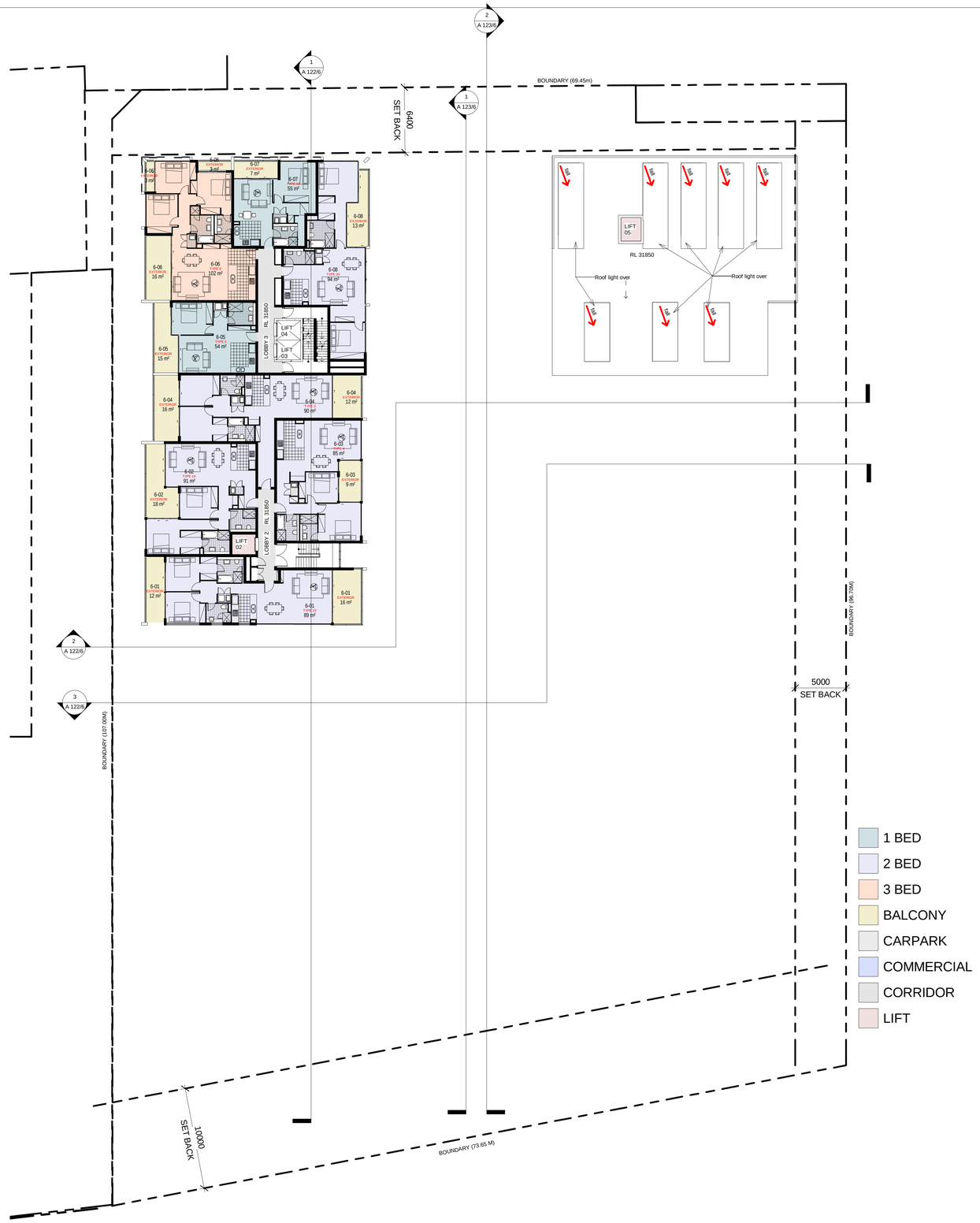

SCALE 1:200 @ B1

0 10 20M

PROJECT APPLICATION

ARCHITECT

ROBERTSON+MARKS

ground floor 11-17 buckingham st
surry hills sydney australia 2010 **w** www.marks.net.au
t 61 2 9319 4388 **f** 61 2 9319 7338 **e** mail@marks.net.au

NOM.ARCH.
DAVID MAYES 3190 JOHN RYAN 3181 BRIAN MANN 5975 ANDREW SCARVELIS

CLIENT

Structural Engineers

Mechanical, Electrical & Lift Services Engineers

Hydraulic Engineer & Fire Services Engineers

Landscape Architects

NOTES

Dimensions
Contractors to check all dimensions on site prior to commencing construction. Do not scale from this drawing. Use given dimensions.
Copyright c)
This document is copyright. All rights reserved.

REVISIONS

Issue	Date	Description	By
1	2011/12/12	DA SUBMISSION	AT
2	31.07.2012	ISSUED FOR DA SUBMISSION	LJ
3	12.06.2013	MODIFIED TO PLANNING APPROVAL DESIGN MODIFICATION	MY
4	27.06.2013	MODIFIED TO PLANNING APPROVAL DESIGN MODIFICATION	MY
5	01.07.2013	MODIFIED TO PLANNING APPROVAL DESIGN MODIFICATION	

Issue	Date	Description	By

KEY PLAN

North Point

Building Name : STAGE 1 PROJECT APPLICATION (MP 09_0219)
Drawing Title : LEVEL 6 FLOORPLAN

Scale : 1 : 200 @ B1
Date : 31st JULY 2012
Job Number : 10068-2
Drawn : DA

Drawing Number
A 110/5

Authorised by : IF

CAD File C:\Users\mohammad.MARKS\Documents\9201\29\2012_Precinct 1_Central AS PER STAGE 1 PROJECT APPROVAL_Muhammad.rvt

SCALE 1:200 @ B1

0 10 20M

PROJECT APPLICATION

ARCHITECT

ROBERTSON+MARKS

ground floor 11-17 buckingham st
surry hills sydney australia 2010 www.marks.net.au
t 61 2 9319 4388 f 61 2 9319 7338 e mail@marks.net.au

NOM.ARCH.
DAVID MAYES 3190 JOHN RYAN 3181 BRIAN MANN 5975 ANDREW SCARVELIS

CLIENT

Structural Engineers

Mechanical, Electrical & Lift Services Engineers

Hydraulic Engineer & Fire Services Engineers

Landscape Architects

NOTES

Dimensions
Contractors to check all dimensions on site prior to commencing construction. Do not scale from this drawing. Use given dimensions.
Copyright c)
This document is copyright. All rights reserved.

REVISIONS

Issue	Date	Description	By
1	2011/12/12	DA SUBMISSION	AT
2	31.07.2012	ISSUED FOR DA SUBMISSION	LJ
3	12.06.2013	MODIFIED TO PLANNING APPROVAL DESIGN MODIFICATION	MY
4	27.06.2013	MODIFIED TO PLANNING APPROVAL DESIGN MODIFICATION	MY
5	01.07.2013	MODIFIED TO PLANNING APPROVAL DESIGN MODIFICATION	
6	17.07.2013	SKYLIGHT ADDED FOR UNIT 601	MY

Issue	Date	Description	By

KEY PLAN

North Point

Building Name : STAGE 1 PROJECT APPLICATION (MP 09_0219)
Drawing Title : LEVEL 7 FLOORPLAN

Scale : 1 : 200 @ B1
Date : 31st JULY 2012
Job Number : 10068-2
Drawn : DA

Drawing Number
A 111/6

Authorised by : IF

CAD File : C:\Users\mohammad.MARKS\Documents\9\2012\F2012_Precinct 1_Central AS PER STAGE 1 PROJECT APPROVAL_Muhammad.rvt

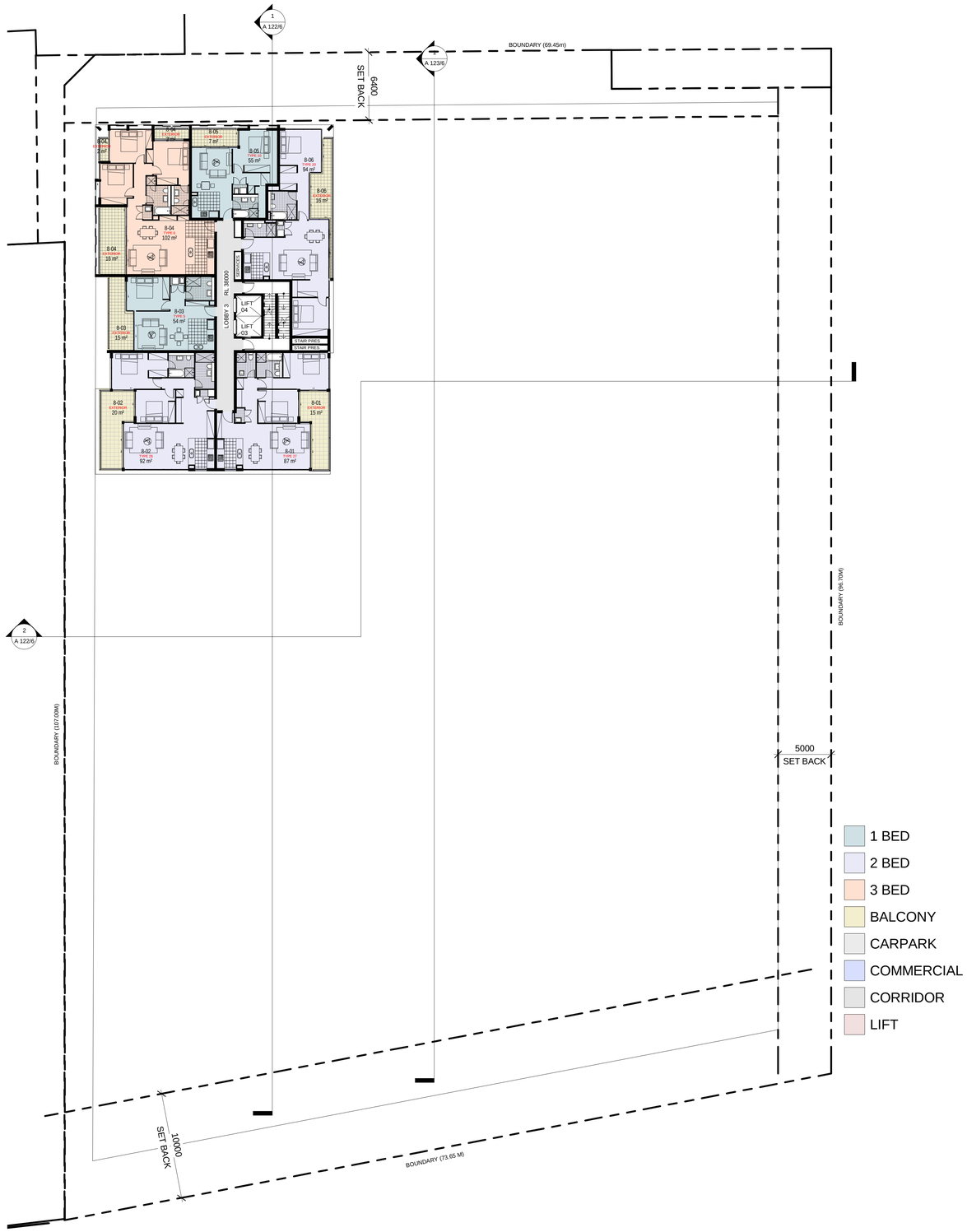

1 BED
2 BED
3 BED
BALCONY
CARPARK
COMMERCIAL
CORRIDOR
LIFT

SCALE 1:200 @ B1

0 10 20M

PROJECT APPLICATION

ARCHITECT

ROBERTSON+MARKS

ground floor 11-17 buckingham st
surry hills sydney australia 2010 www.marks.net.au
t 61 2 9319 4388 f 61 2 9319 7338 e mail@marks.net.au

NOM.ARCH.
DAVID MAYES 3190 JOHN RYAN 3181 BRIAN MANN 5975 ANDREW SCARVELIS

CLIENT

Structural Engineers

Mechanical, Electrical & Lift Services Engineers

Hydraulic Engineer & Fire Services Engineers

Landscape Architects

NOTES

Dimensions
Contractors to check all dimensions on site prior to commencing construction. Do not scale from this drawing. Use given dimensions.
Copyright c)
This document is copyright. All rights reserved.

REVISIONS

Issue	Date	Description	By
1	2011/12/12	DA SUBMISSION	AT
2	31.07.2012	ISSUED FOR DA SUBMISSION	LJ
3	12.06.2013	MODIFIED TO PLANNING APPROVAL DESIGN MODIFICATION	MY
4	27.06.2013	MODIFIED TO PLANNING APPROVAL DESIGN MODIFICATION	MY
5	01.07.2013	MODIFIED TO PLANNING APPROVAL DESIGN MODIFICATION	

Issue	Date	Description	By

KEY PLAN

North Point

Building Name : STAGE 1 PROJECT APPLICATION (MP 09_0219)
Drawing Title : LEVEL 8 PLAN

Scale : 1 : 200 @ B1
Date : 31st JULY 2012
Job Number : 10068-2
Drawn : DA

Drawing Number
A 112/5

Authorised by : IF

CAD File C:\Users\muhammad.MARK\SSDocuments\R2012\R2012_Precinct 1_Central AS PER STAGE 1 PROJECT APPROVAL_Muhammad.vt

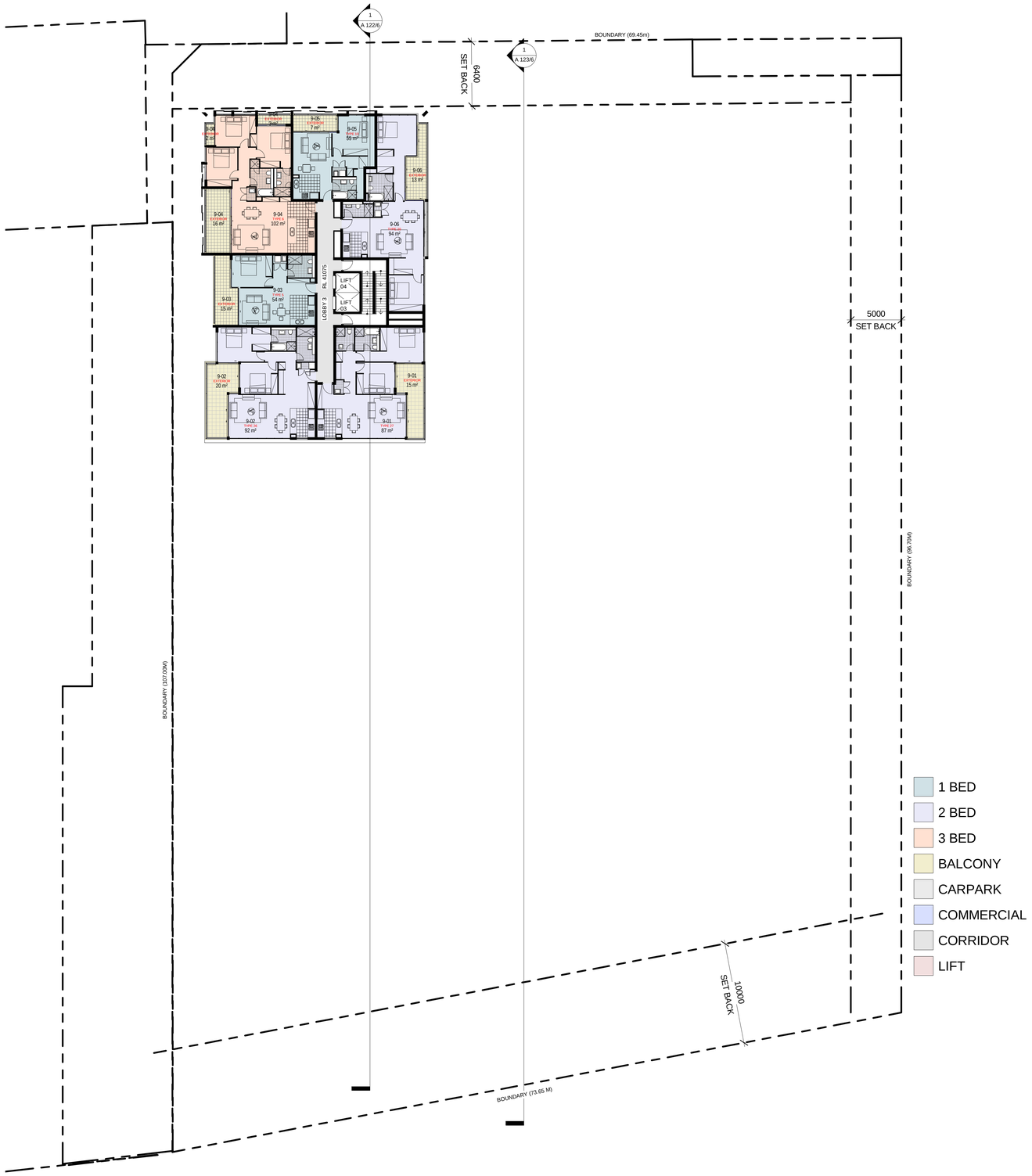

1 BED
2 BED
3 BED
BALCONY
CARPARK
COMMERCIAL
CORRIDOR
LIFT

PROJECT APPLICATION

ARCHITECT

ROBERTSON + MARKS

ground floor 11-17 buckingham st
surry hills sydney australia 2010 www.marks.net.au
t 61 2 9319 4388 f 61 2 9319 7338 e mail@marks.net.au

NOM.ARCH.
DAVID MAYES 3190 JOHN RYAN 3181 BRIAN MANN 5975 ANDREW SCARVELIS

CLIENT

Structural Engineers

Mechanical, Electrical & Lift Services Engineers

Hydraulic Engineer & Fire Services Engineers

Landscape Architects

NOTES

Dimensions
Contractors to check all dimensions on site prior to commencing construction. Do not scale from this drawing. Use given dimensions.
Copyright ©
This document is copyright. All rights reserved.

REVISIONS

Issue	Date	Description	By
1	2011/12/12	DA SUBMISSION	AT
2	31.07.2012	ISSUED FOR DA SUBMISSION	LJ
3	12.06.2013	MODIFIED TO PLANNING APPROVAL DESIGN MODIFICATION	MY
4	27.06.2013	MODIFIED TO PLANNING APPROVAL DESIGN MODIFICATION	MY
5	01.07.2013	MODIFIED TO PLANNING APPROVAL DESIGN MODIFICATION	

Issue	Date	Description	By

KEY PLAN

North Point

Building Name : STAGE 1 PROJECT APPLICATION (MP 09_0219)
Drawing Title : LEVEL 9 PLAN

Scale : 1 : 200
Date : 31st JULY 2012
Job Number : 10068-2
Drawn : DA

Drawing Number
A 113/5

Authorised by : Approver

CAD File: C:\Users\muhammad.MARKS\Documents\82012\29\2012_Precinct 1_Central AS PER STAGE I PROJECT APPROVAL_Muhammad.rvt

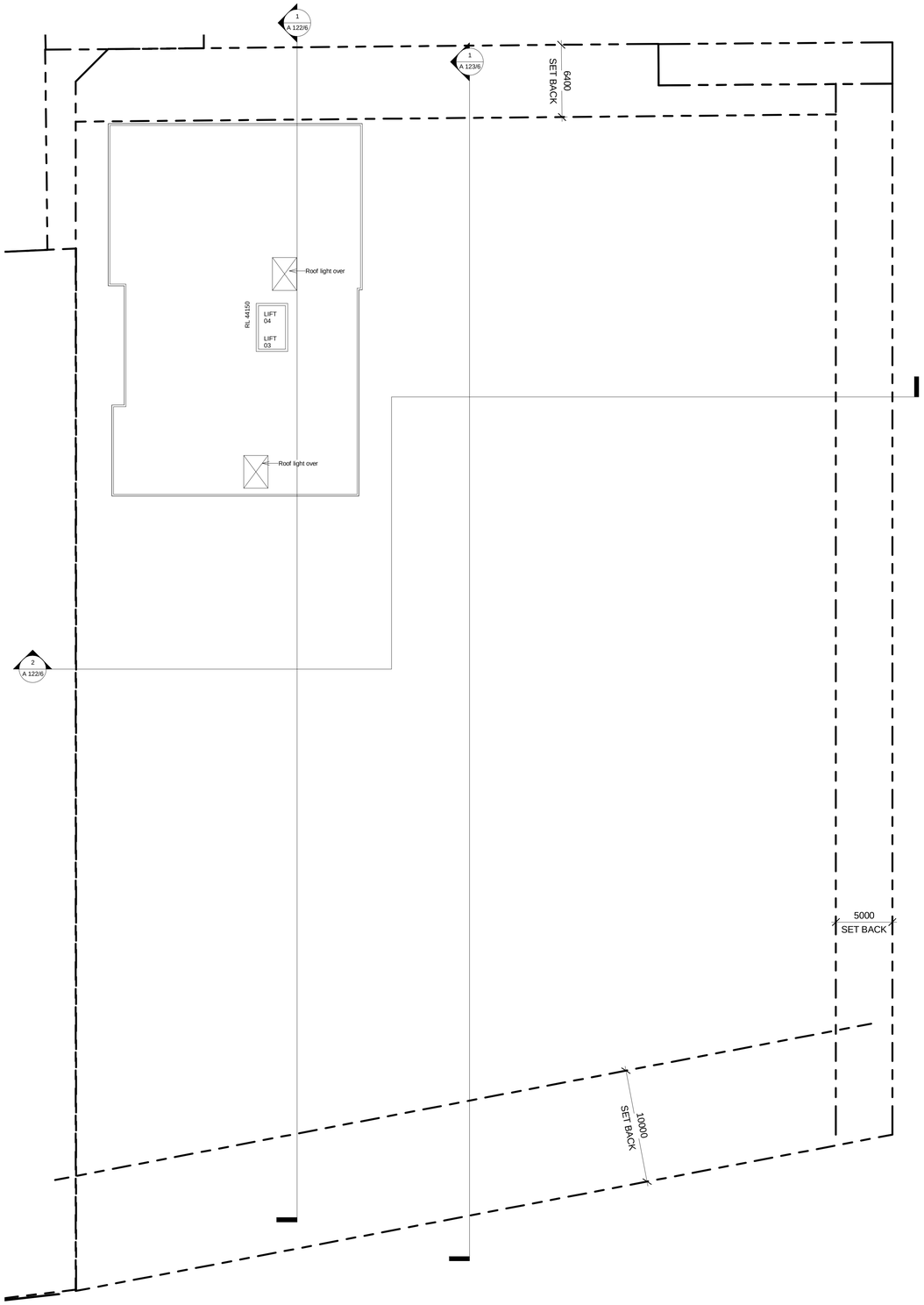

PROJECT APPLICATION

ARCHITECT

ROBERTSON+MARKS

ground floor 11-17 buckingham st
surry hills sydney australia 2010 w www.marks.net.au
t 61 2 9319 4388 f 61 2 9319 7338 e mail@marks.net.au

NOM.ARCH.
DAVID MAYES 3190 JOHN RYAN 3181 BRIAN MANN 5975 ANDREW SCARVELIS

CLIENT

Structural Engineers

Mechanical, Electrical & Lift Services Engineers

Hydraulic Engineer & Fire Services Engineers

Landscape Architects

NOTES

Dimensions
Contractors to check all dimensions on site prior to commencing construction. Do not scale from this drawing. Use given dimensions.
Copyright c/
This document is copyright. All rights reserved.

REVISIONS

Issue	Date	Description	By
1	2011/12/12	DA SUBMISSION	AT
2	31.07.2012	ISSUED FOR DA SUBMISSION	LJ
3	12.06.2013	MODIFIED TO PLANNING APPROVAL DESIGN MODIFICATION	MY
4	27.06.2013	MODIFIED TO PLANNING APPROVAL DESIGN MODIFICATION	MY
5	01.07.2013	MODIFIED TO PLANNING APPROVAL DESIGN MODIFICATION	

Issue	Date	Description	By

KEY PLAN

North Point

Building Name : STAGE 1 PROJECT APPLICATION (MP 09_0219)
Drawing Title : LEVEL 10 PLAN

Scale : 1 : 200
Date : 31st JULY 2012
Job Number : 10068-2
Drawn : DA

Drawing Number
A 114/5

Authorised by : Approver

CAD File : C:\Users\muhammad.MARKSD\Documents\R2012\R2012_Precinct 1_Central AS PER STAGE 1 PROJECT APPROVAL_Muhammad.rvt

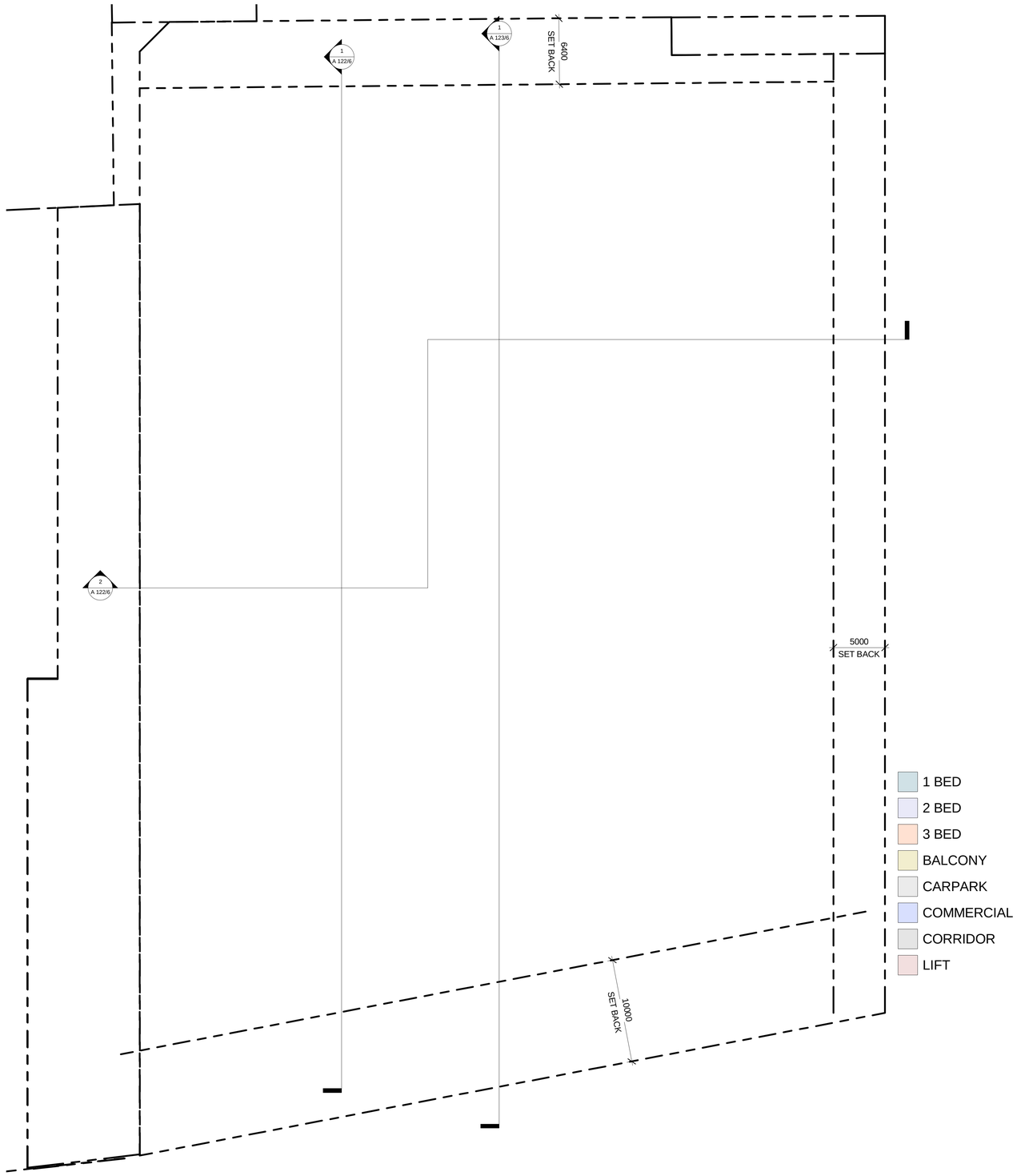

PROJECT APPLICATION

ARCHITECT

ROBERTSON+MARKS

ground floor 11-17 buckingham st
surry hills sydney australia 2010 www.marks.net.au
t 61 2 9319 4388 f 61 2 9319 7338 e mail@marks.net.au

NOM.ARCH.
DAVID MAYES 3190 JOHN RYAN 3181 BRIAN MANN 5975 ANDREW SCARVELIS

CLIENT

Structural Engineers

Mechanical, Electrical & Lift Services Engineers

Hydraulic Engineer & Fire Services Engineers

Landscape Architects

NOTES

Dimensions
Contractors to check all dimensions on site prior to commencing construction. Do not scale from this drawing. Use given dimensions.
Copyright c
This document is copyright. All rights reserved.

REVISIONS

Issue	Date	Description	By
1	2011/12/12	DA SUBMISSION	AT
2	31.07.2012	ISSUED FOR DA SUBMISSION	LJ
3	12.06.2013	MODIFIED TO PLANNING APPROVAL DESIGN MODIFICATION	MY
4	27.06.2013	MODIFIED TO PLANNING APPROVAL DESIGN MODIFICATION	MY
5	01.07.2013	MODIFIED TO PLANNING APPROVAL DESIGN MODIFICATION	

Issue	Date	Description	By

KEY PLAN

North Point

Building Name : STAGE 1 PROJECT APPLICATION (MP 09_0219)
Drawing Title : LEVEL 11 PLAN

Scale : 1 : 200
Date : 31st JULY 2012
Job Number : 10068-2
Drawn : DA

Drawing Number
A 115/5

Authorised by : Approver

CAD File C:\Users\muhammad.MARKS\Documents\R2012\R2012_Precinct 1_Central AS PER STAGE 1 PROJECT APPROVAL_Muhammad.rvt

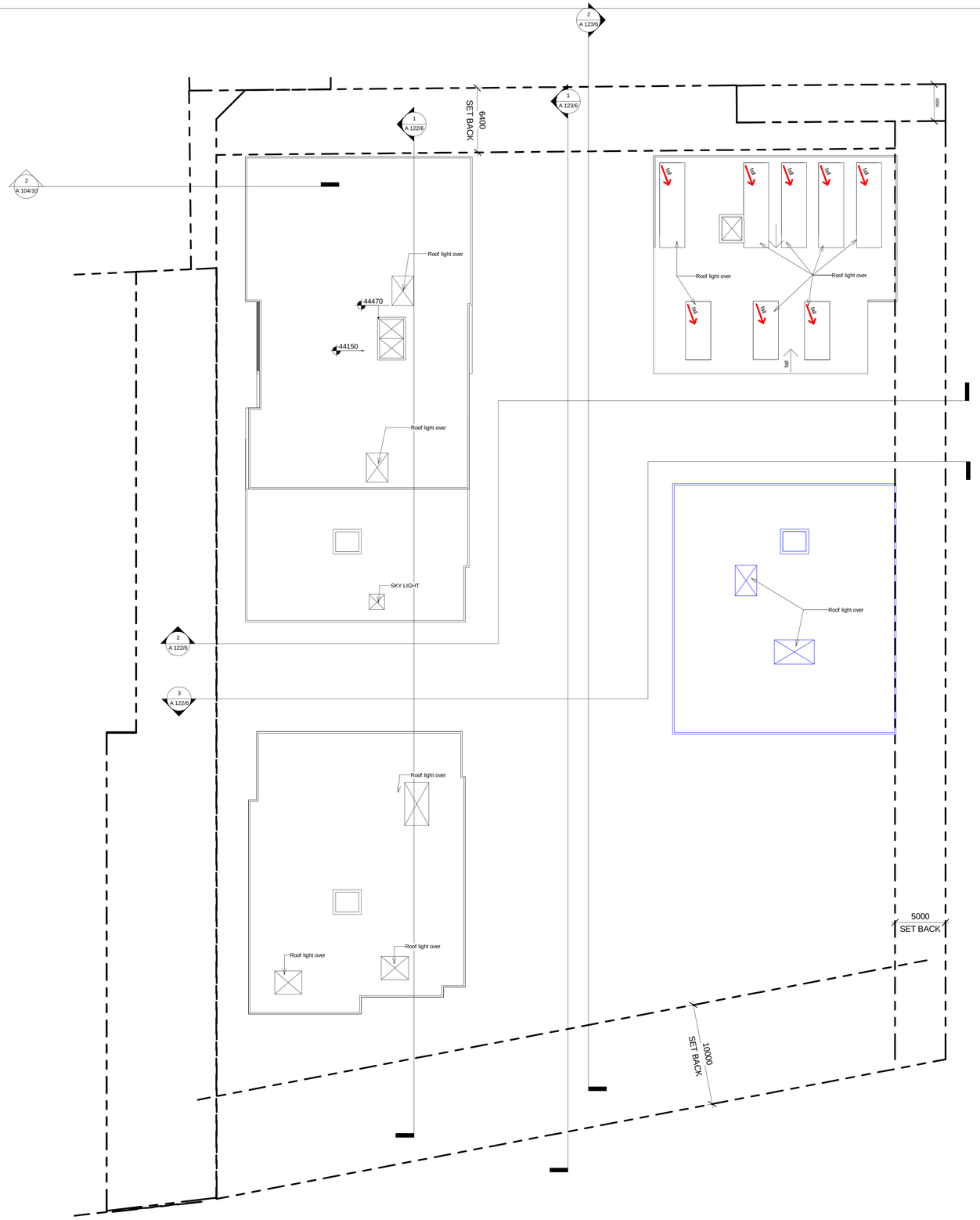

SCALE 1:200 @ B1

0 10 20M

PROJECT APPLICATION

ARCHITECT

ROBERTSON+MARKS

ground floor 11-17 buckingham st
surry hills sydney australia 2010 www.marks.net.au
t 61 2 9319 4388 f 61 2 9319 7338 e mail@marks.net.au

NOM.ARCH.
DAVID MAYES 3190 JOHN RYAN 3181 BRIAN MANN 5975 ANDREW SCARVELIS

CLIENT

Structural Engineers

Mechanical, Electrical & Lift Services Engineers

Hydraulic Engineer & Fire Services Engineers

Landscape Architects

NOTES

Dimensions
Contractors to check all dimensions on site prior to commencing construction. Do not scale from this drawing. Use given dimensions.
Copyright c)
This document is copyright. All rights reserved.

REVISIONS

Issue	Date	Description	By
1	2011/12/12	DA SUBMISSION	AT
2	31.07.2012	ISSUED FOR DA SUBMISSION	LJ
3	12.06.2013	MODIFIED TO PLANNING APPROVAL DESIGN MODIFICATION	MY
4	27.06.2013	MODIFIED TO PLANNING APPROVAL DESIGN MODIFICATION	MY
5	01.07.2013	MODIFIED TO PLANNING APPROVAL DESIGN MODIFICATION	

Issue	Date	Description	By

KEY PLAN

North Point

Building Name : STAGE 1 PROJECT APPLICATION (MP 09_0219)
Drawing Title : ROOF PLAN

Scale : 1 : 200 @ B1
Date : 31st JULY 2012
Job Number : 10068-2
Drawn : DA

Drawing Number
A 117/5

Authorised by : IF

CAD File C:\Users\muhammad.MARKS\Documents\R2012\R2012_Precinct 1_Central AS PER STAGE 1 PROJECT APPROVAL_Muhammad.vt

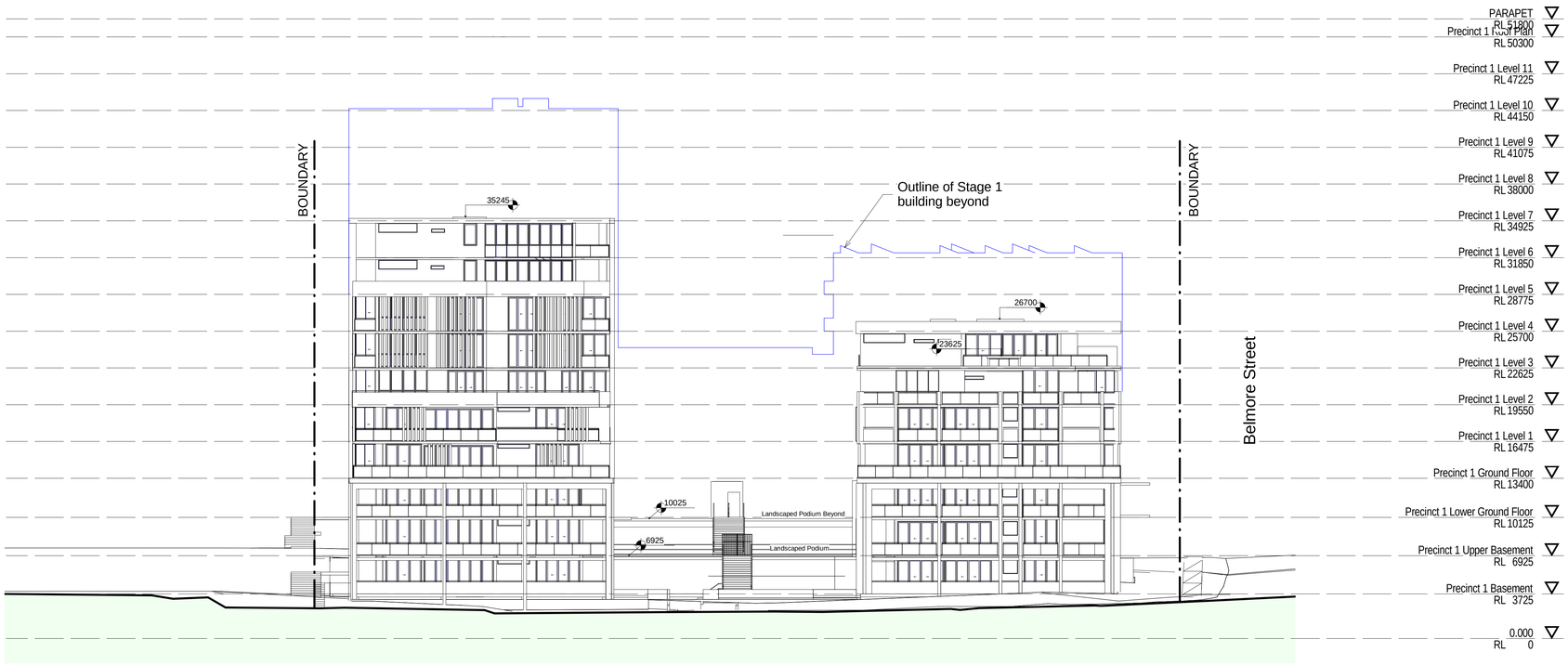

SCALE 1:200 @ B1

0 10 20M

PROJECT APPLICATION

ARCHITECT

ROBERTSON+MARKS

ground floor 11-17 buckingham st
surry hills sydney australia 2010 www.marks.net.au
t 61 2 9319 4388 f 61 2 9319 7338 e mail@marks.net.au

NOM.ARCH.
DAVID MAYES 3190 JOHN RYAN 3181 BRIAN MANN 5975 ANDREW SCARVELIS

CLIENT

Structural Engineers

Mechanical, Electrical & Lift Services Engineers

Hydraulic Engineer & Fire Services Engineers

Landscape Architects

NOTES

Dimensions
Contractors to check all dimensions on site prior to commencing construction. Do not scale from this drawing. Use given dimensions.
Copyright ©
This document is copyright. All rights reserved.

REVISIONS

Issue	Date	Description	By
1	2011/12/12	DA SUBMISSION	AT
1	2011/12/12	DA SUBMISSION (Title Name Changed	AT
3	2012/05/07	GENERAL SUBMISSION	BF
4	31.07.2012	ISSUED FOR DA SUBMISSION	LJ
5	10-04-13	ISSUED FOR INFORMATION. ELEVATION REVISED TO MATCH PLANNING APPROVAL MODIFICATIONS	MY
6	12.06.2013	MODIFIED TO PLANNING APPROVAL DESIGN MODIFICATION	MY
7	27.06.2013	MODIFIED TO PLANNING APPROVAL DESIGN MODIFICATION	MY
8	01.07.2013	MODIFIED TO PLANNING APPROVAL DESIGN MODIFICATION	MZ
9	18.07.2013	BALCONY IN THE 10M SETBACK DELETED & ELEVATION REVISED.	CG
10	25.07.2013	10m SETBACK FROM BUILDING FACADE AT LEVEL1 ON ROTHESAY AVENUE REVISED	MY

KEY PLAN

North Point

Building Name : STAGE 1 PROJECT APPLICATION (MP 09_0219)
Drawing Title : ROTHESAY AVENUE ELEVATION

Scale : 1 : 200 @ B1
Date : 31st JULY 2012
Job Number : 10068-2
Drawn : DA

Drawing Number
A 118/10

Authorised by : IF

CAD File C:\Users\muhammad.MARKSSDcuments\82012\82012_Precinct 1_Central AS PER STAGE 1 PROJECT APPROVAL_Muhammad.rvt

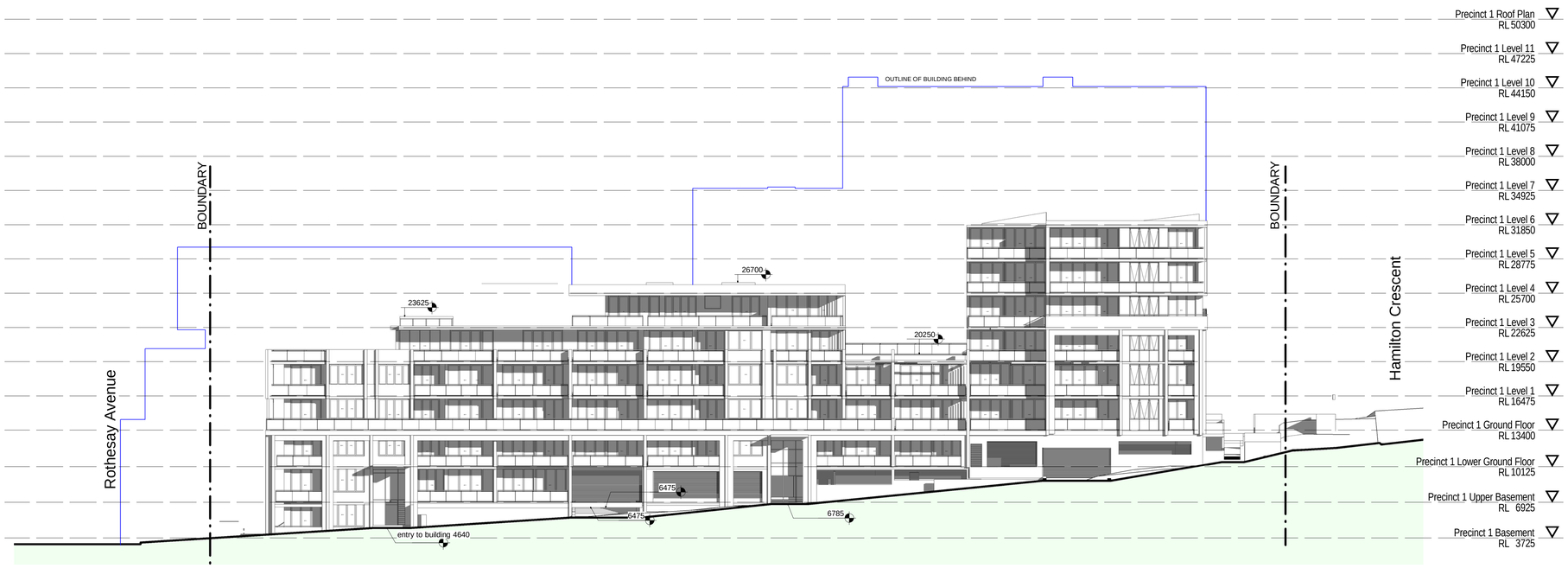

SCALE 1:200 @ B1

0 10 20M

PROJECT APPLICATION

ARCHITECT

ROBERTSON+MARKS

ground floor 11-17 buckingham st
surry hills sydney australia 2010 www.marks.net.au
t 61 2 9319 4388 f 61 2 9319 7338 e mail@marks.net.au

NOM.ARCH.
DAVID MAYES 3190 JOHN RYAN 3181 BRIAN MANN 5975 ANDREW SCARVELIS

CLIENT

Structural Engineers

Mechanical, Electrical & Lift Services Engineers

Hydraulic Engineer & Fire Services Engineers

Landscape Architects

NOTES

Dimensions
Contractors to check all dimensions on site prior to commencing construction. Do not scale from this drawing. Use given dimensions.
Copyright c)
This document is copyright. All rights reserved.

REVISIONS

Issue	Date	Description	By
1	2011/12/12	DA SUBMISSION	AT
1	2011/12/12	DA SUBMISSION (Title Name Changed	AT
3	2012/05/07	GENERAL SUBMISSION	BF
4	31.07.2012	ISSUED FOR DA SUBMISSION	LJ
5	10-04-13	ISSUED FOR INFORMATION. ELEVATION REVISED TO MATCH PLANNING APPROVAL MODIFICATIONS	MY
6	12.06.2013	MODIFIED TO PLANNING APPROVAL DESIGN MODIFICATION	MY
7	27.06.2013	MODIFIED TO PLANNING APPROVAL DESIGN MODIFICATION	MY
8	01.07.2013	MODIFIED TO PLANNING APPROVAL DESIGN MODIFICATION	
9	25.07.2013	10m SETBACK FROM BUILDING FACADE AT LEVEL1 ON ROTHESAY AVENUE REVISED	MY

Issue	Date	Description	By

KEY PLAN

North Point

Building Name : STAGE 1 PROJECT APPLICATION (MP 09_0219)
Drawing Title : BELMORE STREET ELEVATION

Scale : 1 : 200 @ B1
Date : 31st JULY 2012
Job Number : 10068-2
Drawn : DA

Drawing Number
A 119/9

Authorised by : IF

CAD File C:\Users\muhammad.MARK\SDocuments\R2012\R2012_Precinct 1_Central AS PER STAGE 1 PROJECT APPROVAL_Muhammad.vt

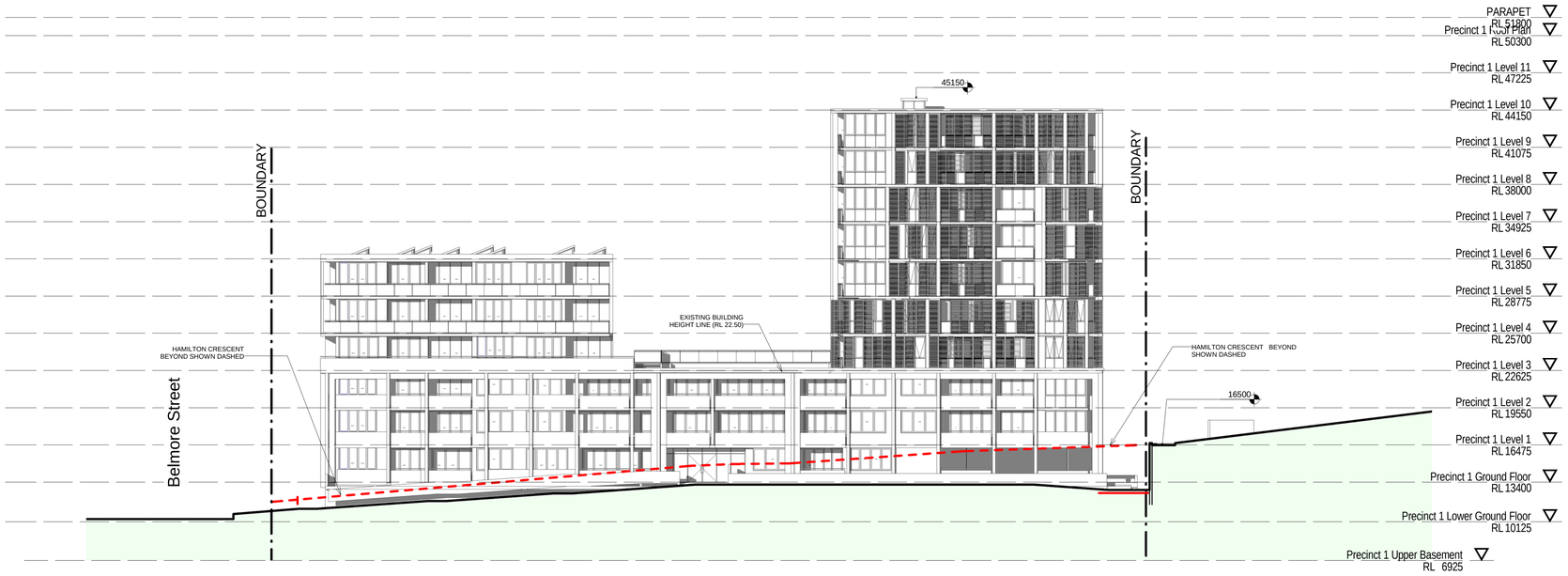

SCALE 1:200 @ B1

0 10 20M

PROJECT APPLICATION

ARCHITECT

ROBERTSON+MARKS

ground floor 11-17 buckingham st
surry hills sydney australia 2010 www.marks.net.au
t 61 2 9319 4388 f 61 2 9319 7338 e mail@marks.net.au

NOM.ARCH.
DAVID MAYES 3190 JOHN RYAN 3181 BRIAN MANN 5975 ANDREW SCARVELIS

CLIENT

Structural Engineers

Mechanical, Electrical & Lift Services Engineers

Hydraulic Engineer & Fire Services Engineers

Landscape Architects

NOTES

Dimensions
Contractors to check all dimensions on site prior to commencing construction. Do not scale from this drawing. Use given dimensions.
Copyright c)
This document is copyright. All rights reserved.

REVISIONS

Issue	Date	Description	By
1	2011/12/12	DA SUBMISSION	AT
1	2011/12/12	DA SUBMISSION (Title Name Changed	AT
3	2012/05/07	GENERAL SUBMISSION	BF
4	31.07.2012	ISSUED FOR DA SUBMISSION	LJ
5	10-04-13	ISSUED FOR INFORMATION. ELEVATION REVISED TO MATCH PLANNING APPROVAL MODIFICATIONS	MY
6	12.06.2013	MODIFIED TO PLANNING APPROVAL DESIGN MODIFICATION	MY
7	27.06.2013	MODIFIED TO PLANNING APPROVAL DESIGN MODIFICATION	MY
8	01.07.2013	MODIFIED TO PLANNING APPROVAL DESIGN MODIFICATION	

Issue	Date	Description	By

KEY PLAN

North Point

Building Name : STAGE 1 PROJECT APPLICATION (MP 09_0219)
Drawing Title : HAMILTON CRESCENT ELEVATION

Scale : 1 : 200 @ B1
Date : 31st JULY 2012
Job Number : 10068-2
Drawn : DA

Drawing Number
A 120/8

Authorised by : IF

C.A.D File : C:\Users\mohammad.MARKS\Documents\8\2012\8\2012_Precinct 1_Central AS PER STAGE 1 PROJECT APPROVAL_Muhammad.rvt

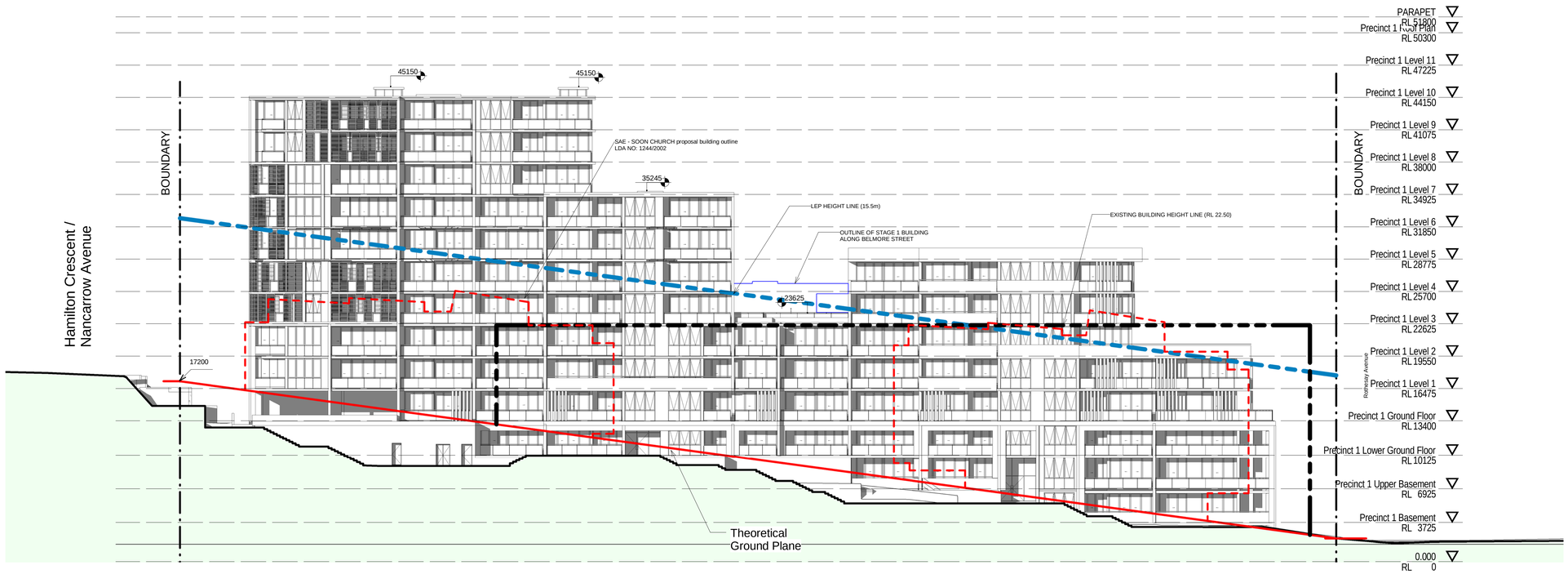

SCALE 1:200 @ B1

0 10 20M

PROJECT APPLICATION

ARCHITECT

ROBERTSON+MARKS

ground floor 11-17 buckingham st
surry hills sydney australia 2010 www.marks.net.au
t 61 2 9319 4388 f 61 2 9319 7338 e mail@marks.net.au

NOM.ARCH.
DAVID MAYES 3190 JOHN RYAN 3181 BRIAN MANN 5975 ANDREW SCARVELIS

CLIENT

Structural Engineers

Mechanical, Electrical & Lift Services Engineers

Hydraulic Engineer & Fire Services Engineers

Landscape Architects

NOTES

Dimensions
Contractors to check all dimensions on site prior to commencing construction. Do not scale from this drawing. Use given dimensions.
Copyright ©
This document is copyright. All rights reserved.

REVISIONS

Issue	Date	Description	By
1	2011/12/12	DA SUBMISSION	AT
2	2011/12/12	DA SUBMISSION (Street Name Changed)	AT
3	2011/12/12	DA SUBMISSION (Title Name Changed)	AT
4	2012/05/07	GENERAL SUBMISSION	BF
5	31.07.2012	ISSUED FOR DA SUBMISSION	LJ
6	10-04-2013	ISSUED FOR INFORMATION. ELEVATION REVISED TO MATCH PLANNING APPROVAL MODIFICATIONS	MY
7	12.06.2013	MODIFIED TO PLANNING APPROVAL DESIGN MODIFICATION	MY
8	01.07.2013	MODIFIED TO PLANNING APPROVAL DESIGN MODIFICATION	MZ
9	25.07.2013	10m SETBACK FROM BUILDING FACADE AT LEVEL1 ON ROTHESAY AVENUE REVISED	MY

Issue	Date	Description	By

KEY PLAN

North Point

Building Name : STAGE 1 PROJECT APPLICATION (MP 09_0219)
Drawing Title : NEW FORESHORE LINK ELEVATION

Scale : 1 : 200 @ B1
Date : 31st JULY 2012
Job Number : 10068-2
Drawn : DA

Drawing Number
A 121/9

Authorised by : IF

CAD File C:\Users\muhammad.MARKS\Documents\R2012\2k2012_Precinct 1_Central AS PER STAGE 1 PROJECT APPROVAL_Muhammad.rvt