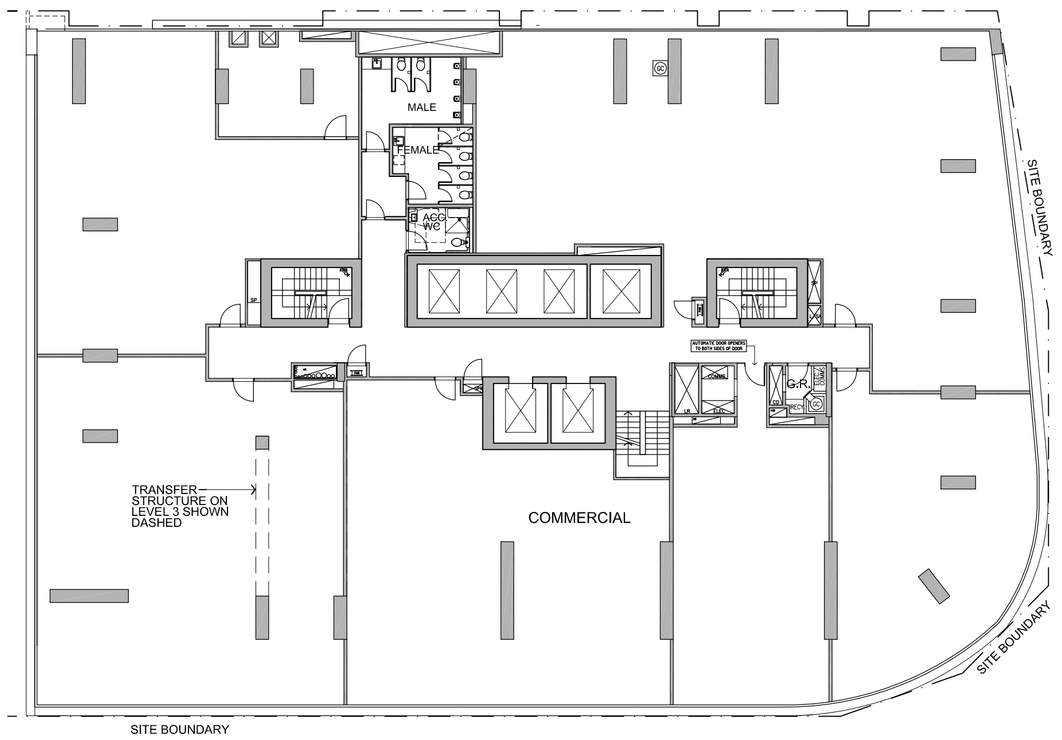

LEVELS 2 & 3

NOTE: INTERNAL WALLS ARE INDICATIVE ONLY.

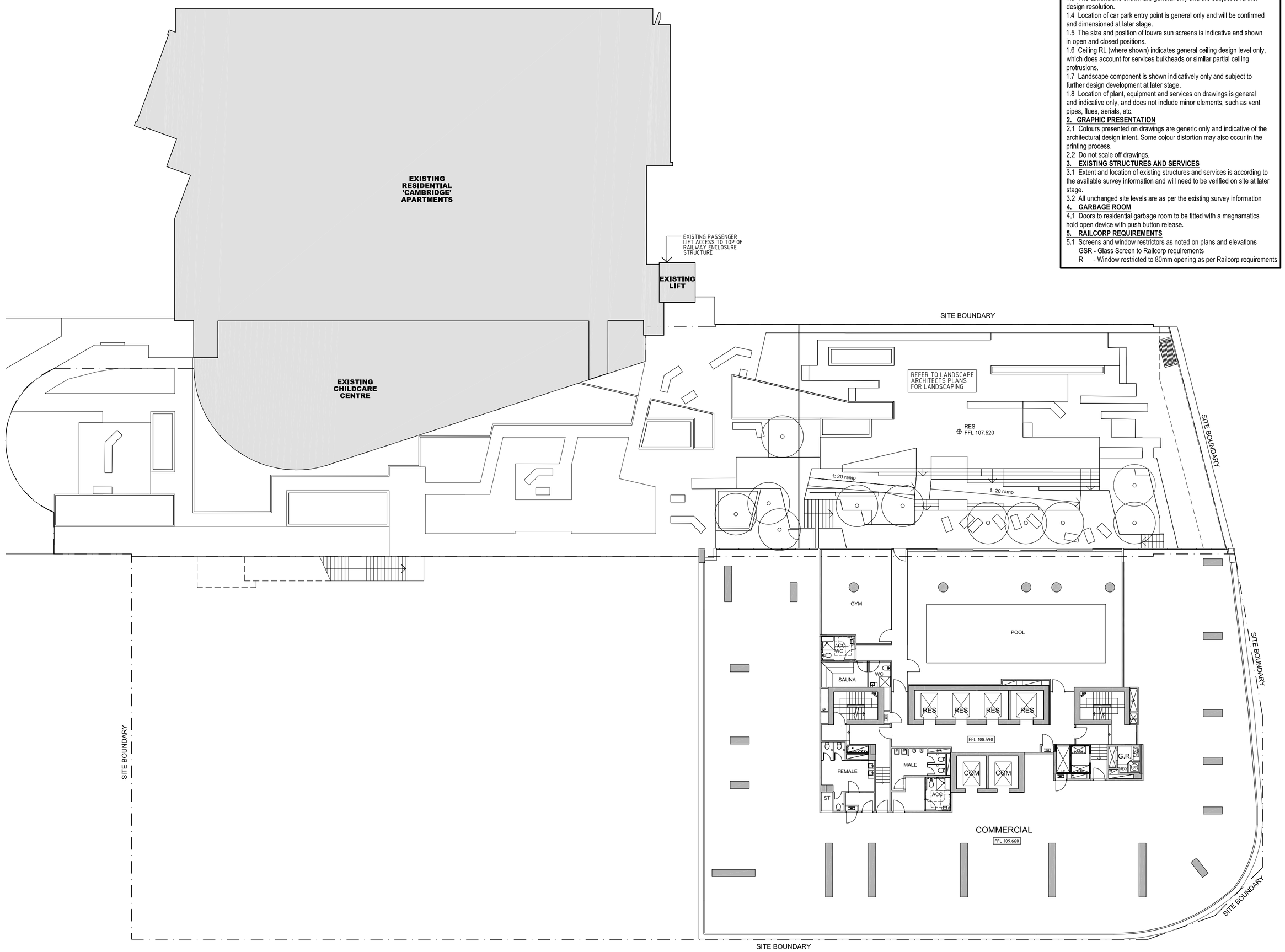

LEVEL 5 FLOOR PLAN

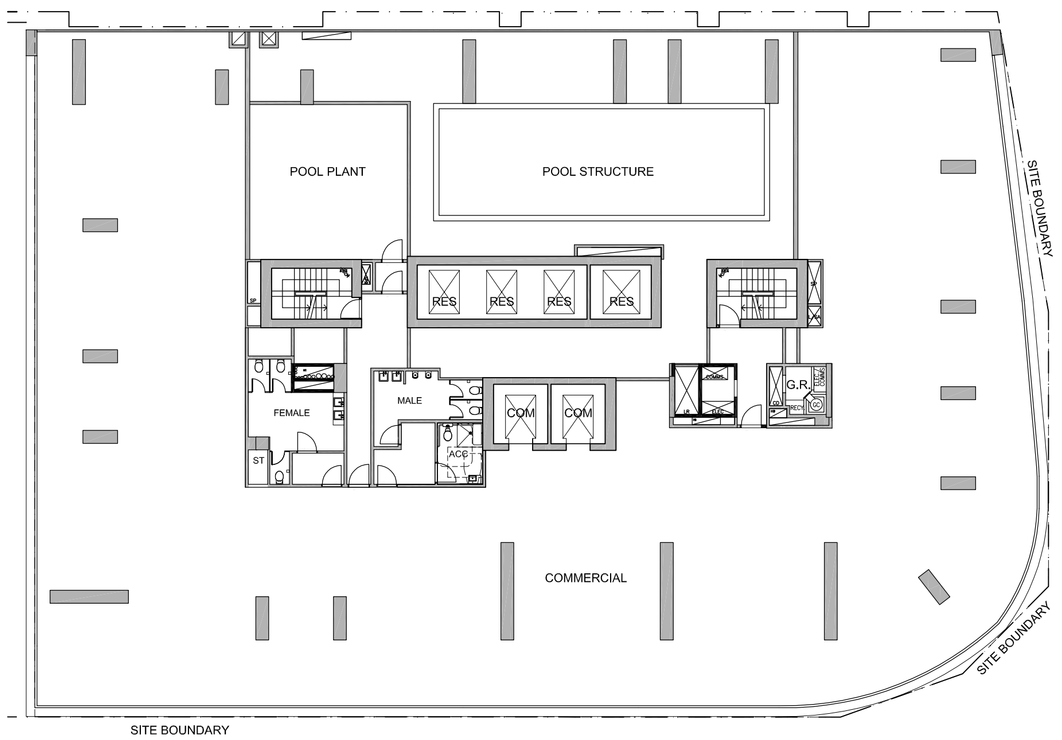

LEVELS 4

NOTE: INTERNAL WALLS ARE INDICATIVE ONLY.

NOTES: DA

1. DESIGN RESOLUTION

1.1 The drawings represent general architectural intent for the purpose of this development application only.
1.2 The internal layout is shown indicatively and is subject to further design development.
1.3 The dimensions shown are general only and are subject to further design resolution.
1.4 Location of car park entry point is general only and will be confirmed and dimensioned at later stage.
1.5 The size and position of louvre sun screens is indicative and shown in open and closed positions.
1.6 Ceiling RL (where shown) indicates general ceiling design level only, which does account for services bulkheads or similar partial ceiling protrusions.
1.7 Landscape component is shown Indicatively only and subject to further design development at later stage.
1.8 Location of plant, equipment and services on drawings is general and indicative only, and does not include minor elements, such as vent pipes, flues, aerials, etc.

2. GRAPHIC PRESENTATION

2.1 Colours presented on drawings are generic only and indicative of the architectural design Intent. Some colour distortion may also occur in the printing process.
2.2 Do not scale off drawings.

3. EXISTING STRUCTURES AND SERVICES

3.1 Extent and location of existing structures and services is according to the available survey information and will need to be verified on site at later stage.
3.2 All unchanged site levels are as per the existing survey information

4. GARBAGE ROOM

4.1 Doors to residential garbage room to be fitted with a magnamatics hold open device with push button release.

5. RAILCORP REQUIREMENTS

5.1 Screens and window restrictors as noted on plans and elevations
GSR - Glass Screen to Railcorp requirements
R - Window restricted to 80mm opening as per Railcorp requirements

rev:	date:	amendment:
01	21.07.10	ISSUED FOR PART 3A PROJECT APPLICATION
02	03.08.10	LEVEL 5 PLAN EXTENDED TO SHOW PUBLIC COMMUNAL SPACE APT 502 TURNED INTO 2 BEDROOM & APT 503 TURNED INTO 1 BEDROOM
03	NOV 10	ISSUED FOR PPR

project:
7 Railway Street, Chatswood

Copyright of the design and other information shown here is owned by Mirvac Design pty. ltd. Reproduction or use of the design by any party for any purpose is expressly forbidden without the written permission of Mirvac Design pty. ltd.

architect:
Mirvac Design
architects
planners
interior designers
Level 26, 60 Margaret St.
Sydney, NSW, 2000
tel. 02 9080 8000
fax. 02 9080 8181
Mirvac Design Pty. Ltd.
ABN 78 003 359 153

title:
Levels 2 - 5 Floor Plans

drawn:
approved:

job no: 1737
date: NOV 2010
scale @ A1: 1:200
lot no:
drawing no: PPR 1009
rev: 03