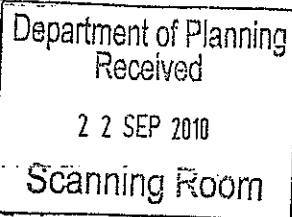


PCU014795



1503 /1 Cambridge Lane
 Chatswood NSW 2010- 206 7
 Date 16/9/10

Department of Planning
 GPO Box 39
 Sydney NSW 2001

Attn Mr Michael Woodland, Director, Metropolitan Projects

Re: Project Application by Mirvac for 7 Railway St., Chatswood No. MF09_0154

As an owner of a property in Pacific Place adjacent to the above site we object to the application by Mirvac of a mixed use commercial / residential building on the grounds that:

- Mirvac represented to purchasers in Pacific Place that the development at 7 Railway Street would be a 21 storey commercial building
- A 43 storey building is a major departure from this representation. The concern is not to the change of use from commercial to residential but to the increase of the height of the building.
- A 43 storey building is in contravention of the Draft Willoughby Local Environmental Plan 2009 which State Planning has been involved in defining an appropriate form of development for the City
- Apartments on higher levels of Epica on the south, and Cambridge western aspects will have *loss of views which was the basis on which Mirvac sold these apartments*
- A 43 storey narrow tower will cause wind funnelling and increase the wind effects on gardens over the railway enclosure. The previous commercial building was positioned from Railway St. over the railway enclosure to the eastern side of Help St. adjoining Cambridge which would have assisted to block wind from the south
- No evidence in the submission that wind-tunnel modelling has been conducted
- A increase of car parking from an approved 219 vehicles (2008 approval) to a proposed 395 and resultant increased traffic movements to Railway Street and road network and traffic intersections beyond
- Problems of access for residents cars, move-ins and garbage disposal in the shared driveway with Epica
- Exacerbation of service vehicle access prevention through the inadequate headroom clearance provided (3.5m vs. Council's policy requirements of 3.8m), which will force even more deliveries/removals to be undertaken from Railway Street
- The Public Precinct area on top of the railway enclosure will create security issues for Pacific Place as it will become a public park

We would be supportive of a development of a height not exceeding the current DA as approved and where the additional concerns referred to above are addressed.

Yours sincerely

Michael Woodland

11703 / 1 Cambridge Lane
Chatswood NSW 2040 2007
Date 15/9/2010

Department of Planning
GPO Box 39
Sydney NSW 2001

Attn Mr Michael Woodland, Director, Metropolitan Projects


Re: Project Application by Mirvac for 7 Railway St., Chatswood No. MP09_0154

As an owner of a property in Pacific Place adjacent to the above site we object to the application by Mirvac of a mixed use commercial / residential building on the grounds that:

- Mirvac represented to purchasers in Pacific Place that the development at 7 Railway Street would be a 21 storey commercial building
- A 43 storey building is a major departure from this representation. The concern is not to the change of use from commercial to residential but to the increase of the height of the building.
- A 43 storey building is in contravention of the Draft Willoughby Local Environmental Plan 2009 which State Planning has been involved in defining an appropriate form of development for the City
- Apartments on higher levels of Epica on the south, and Cambridge western aspects will have *loss of views which was the basis on which Mirvac sold these apartments*
- A 43 storey narrow tower will cause wind funnelling and increase the wind effects on gardens over the railway enclosure. The previous commercial building was positioned from Railway St. over the railway enclosure to the eastern side of Help St. adjoining Cambridge which would have assisted to block wind from the south
- No evidence in the submission that wind-tunnel modelling has been conducted
- A increase of car parking from an approved 219 vehicles (2008 approval) to a proposed 395 and resultant increased traffic movements to Railway Street and road network and traffic intersections beyond
- Problems of access for residents cars, move-ins and garbage disposal in the shared driveway with Epica
- Exacerbation of service vehicle access prevention through the inadequate headroom clearance provided (3.5m vs. Council's policy requirements of 3.8m), which will force even more deliveries/removals to be undertaken from Railway Street
- The Public Precinct area on top of the railway enclosure will create security issues for Pacific Place as it will become a public park

We would be supportive of a development of a height not exceeding the current DA as approved and where the additional concerns referred to above are addressed.

Yours sincerely



.....

1705 /1 Cambridge Lane
Chatswood NSW 2015
Date / /

Department of Planning
GPO Box 39
Sydney NSW 2001

Attn Mr Michael Woodland, Director, Metropolitan Projects

Re: Project Application by Mirvac for 7 Railway St., Chatswood No. MP09_0154

As an owner of a property in Pacific Place adjacent to the above site we object to the application by Mirvac of a mixed use commercial / residential building on the grounds that:

- Mirvac represented to purchasers in Pacific Place that the development at 7 Railway Street would be a 21 storey commercial building
- A 43 storey building is a major departure from this representation. The concern is not to the change of use from commercial to residential but to the increase of the height of the building.
- A 43 storey building is in contravention of the Draft Willoughby Local Environmental Plan 2009 which State Planning has been involved in defining an appropriate form of development for the City
- Apartments on higher levels of Epica on the south, and Cambridge western aspects will have loss of views which was the basis on which Mirvac sold these apartments
- A 43 storey narrow tower will cause wind funnelling and increase the wind effects on gardens over the railway enclosure. The previous commercial building was positioned from Railway St. over the railway enclosure to the eastern side of Hiep St. adjoining Cambridge which would have assisted to block wind from the south
- No evidence in the submission that wind-tunnel modelling has been conducted
- A increase of car parking from an approved 219 vehicles (2008 approval) to a proposed 395 and resultant increased traffic movements to Railway Street and road network and traffic intersections beyond
- Problems of access for residents cars, move-ins and garbage disposal in the shared driveway with Epica
- Exacerbation of service vehicle access prevention through the inadequate headroom clearance provided (3.5m vs. Council's policy requirements of 3.8m), which will force even more deliveries/removals to be undertaken from Railway Street
- The Public Precinct area on top of the railway enclosure will create security issues for Pacific Place as it will become a public park

We would be supportive of a development of a height not exceeding the current DA as approved and where the additional concerns referred to above are addressed.

Yours sincerely

Lawrence Wong

249

1201 11 Cambridge Lane
Chatswood NSW 2010
Date 15/9/2010

Department of Planning
GPO Box 39
Sydney NSW 2001

Attn Mr Michael Woodland, Director, Metropolitan Projects


Re: Project Application by Mirvac for 7 Railway St., Chatswood No. MP09_0154

As an owner of a property in Pacific Place adjacent to the above site we object to the application by Mirvac of a mixed use commercial / residential building on the grounds that:

- Mirvac represented to purchasers in Pacific Place that the development at 7 Railway Street would be a 21 storey commercial building
- A 43 storey building is a major departure from this representation. The concern is not to the change of use from commercial to residential but to the increase of the height of the building.
- A 43 storey building is in contravention of the Draft Willoughby Local Environmental Plan 2009 which State Planning has been involved in defining an appropriate form of development for the City
- Apartments on higher levels of Epica on the south, and Cambridge western aspects will have *loss of views which was the basis on which Mirvac sold these apartments*
- A 43 storey narrow tower will cause wind funnelling and increase the wind effects on gardens over the railway enclosure. The previous commercial building was positioned from Railway St. over the railway enclosure to the eastern side of Help St. adjoining Cambridge which would have assisted to block wind from the south
- No evidence in the submission that wind-tunnel modelling has been conducted
- A increase of car parking from an approved 219 vehicles (2008 approval) to a proposed 395 and resultant increased traffic movements to Railway Street and road network and traffic intersections beyond
- Problems of access for residents cars, move-ins and garbage disposal in the shared driveway with Epica
- Exacerbation of service vehicle access prevention through the inadequate headroom clearance provided (3.5m vs. Council's policy requirements of 3.8m), which will force even more deliveries/removals to be undertaken from Railway Street
- The Public Precinct area on top of the railway enclosure will create security issues for Pacific Place as it will become a public park

We would be supportive of a development of a height not exceeding the current DA as approved and where the additional concerns referred to above are addressed.

Yours sincerely


.....
15/9/2010

250

2302 / 1 Cambridge Lane
Chatswood NSW 2010
Date / /

Department of Planning
GPO Box 39
Sydney NSW 2001

Attn Mr Michael Woodland, Director, Metropolitan Projects

Re: Project Application by Mirvac for 7 Railway St., Chatswood No. MP09_0154

As an owner of a property in Pacific Place adjacent to the above site we object to the application by Mirvac of a mixed use commercial / residential building on the grounds that:

- Mirvac represented to purchasers in Pacific Place that the development at 7 Railway Street would be a 21 storey commercial building
- A 43 storey building is a major departure from this representation. The concern is not to the change of use from commercial to residential but to the increase of the height of the building.
- A 43 storey building is in contravention of the Draft Willoughby Local Environmental Plan 2009 which State Planning has been involved in defining an appropriate form of development for the City
- Apartments on higher levels of Epica on the south, and Cambridge western aspects will have *loss of views which was the basis on which Mirvac sold these apartments*
- A 43 storey narrow tower will cause wind funnelling and increase the wind effects on gardens over the railway enclosure. The previous commercial building was positioned from Railway St. over the railway enclosure to the eastern side of Hiep St. adjoining Cambridge which would have assisted to block wind from the south
- No evidence in the submission that wind-tunnel modelling has been conducted
- A increase of car parking from an approved 219 vehicles (2008 approval) to a proposed 395 and resultant increased traffic movements to Railway Street and road network and traffic intersections beyond
- Problems of access for residents cars, move-ins and garbage disposal in the shared driveway with Epica
- Exacerbation of service vehicle access prevention through the inadequate headroom clearance provided (3.5m vs. Council's policy requirements of 3.8m), which will force even more deliveries/removals to be undertaken from Railway Street
- The Public Precinct area on top of the railway enclosure will create security issues for Pacific Place as it will become a public park

We would be supportive of a development of a height not exceeding the current DA as approved and where the additional concerns referred to above are addressed.

Yours sincerely



251

1802 / 1 Cambridge Lane
Chatswood NSW 2010
Date / /

Department of Planning
GPO Box 39
Sydney NSW 2001

Attn Mr Michael Woodland, Director, Metropolitan Projects


Re: Project Application by Mirvac for 7 Railway St., Chatswood No. MP09_0154

As an owner of a property in Pacific Place adjacent to the above site we object to the application by Mirvac of a mixed use commercial / residential building on the grounds that:

- Mirvac represented to purchasers in Pacific Place that the development at 7 Railway Street would be a 21 storey commercial building
- A 43 storey building is a major departure from this representation. The concern is not to the change of use from commercial to residential but to the increase of the height of the building.
- A 43 storey building is in contravention of the Draft Willoughby Local Environmental Plan 2009 which State Planning has been involved in defining an appropriate form of development for the City
- Apartments on higher levels of Epica on the south, and Cambridge western aspects will have *loss of views which was the basis on which Mirvac sold these apartments*
- A 43 storey narrow tower will cause wind funnelling and increase the wind effects on gardens over the railway enclosure. The previous commercial building was positioned from Railway St. over the railway enclosure to the eastern side of Help St. adjoining Cambridge which would have assisted to block wind from the south
- No evidence in the submission that wind-tunnel modelling has been conducted
- A increase of car parking from an approved 219 vehicles (2008 approval) to a proposed 395 and resultant increased traffic movements to Railway Street and road network and traffic intersections beyond
- Problems of access for residents cars, move-ins and garbage disposal in the shared driveway with Epica
- Exacerbation of service vehicle access prevention through the inadequate headroom clearance provided (3.5m vs. Council's policy requirements of 3.8m), which will force even more deliveries/removals to be undertaken from Railway Street
- The Public Precinct area on top of the railway enclosure will create security issues for Pacific Place as it will become a public park

We would be supportive of a development of a height not exceeding the current DA as approved and where the additional concerns referred to above are addressed.

Yours sincerely



252

2305/11 Cambridge Lane
Chatswood NSW 2010
Date 17/09/2010
Cindy KIM (CHASECK KIM)

Department of Planning
GPO Box 39
Sydney NSW 2001

Attn Mr Michael Woodland, Director, Metropolitan Projects


Re: Project Application by Mirvac for 7 Railway St., Chatswood No. MP09_0154

As an owner of a property in Pacific Place adjacent to the above site we object to the application by Mirvac of a mixed use commercial / residential building on the grounds that:

- Mirvac represented to purchasers in Pacific Place that the development at 7 Railway Street would be a 21 storey commercial building
- A 43 storey building is a major departure from this representation. The concern is not to the change of use from commercial to residential but to the increase of the height of the building.
- A 43 storey building is in contravention of the Draft Willoughby Local Environmental Plan 2009 which State Planning has been involved in defining an appropriate form of development for the City
- Apartments on higher levels of Epica on the south, and Cambridge western aspects will have *loss of views which was the basis on which Mirvac sold these apartments*
- A 43 storey narrow tower will cause wind funnelling and increase the wind effects on gardens over the railway enclosure. The previous commercial building was positioned from Railway St. over the railway enclosure to the eastern side of Help St. adjoining Cambridge which would have assisted to block wind from the south
- No evidence in the submission that wind-tunnel modelling has been conducted
- A increase of car parking from an approved 219 vehicles (2008 approval) to a proposed 395 and resultant increased traffic movements to Railway Street and road network and traffic intersections beyond
- Problems of access for residents cars, move-ins and garbage disposal in the shared driveway with Epica
- Exacerbation of service vehicle access prevention through the inadequate headroom clearance provided (3.5m vs. Council's policy requirements of 3.8m), which will force even more deliveries/removals to be undertaken from Railway Street
- The Public Precinct area on top of the railway enclosure will create security issues for Pacific Place as it will become a public park

We would be supportive of a development of a height not exceeding the current DA as approved and where the additional concerns referred to above are addressed.

Yours sincerely



.....

253

Attention all Owners

RE: Development application 7 Railway St.

Please return signed objection to the owner's corporation mailbox by the COB tomorrow 16.9.10

709 /11 Railway St.
Chatswood NSW 2010
Date 16/9/10

Department of Planning
GPO Box 39
Sydney NSW 2001

Attn Mr Michael Woodland, Director, Metropolitan Projects


Re: Project Application by Mirvac for 7 Railway St., Chatswood No. MP09_0154

As an owner of a property in Pacific Place adjacent to the above site we object to the application by Mirvac of a mixed use commercial / residential building on the grounds that:

- Mirvac represented to purchasers in Pacific Place that the development at 7 Railway Street would be a 21 storey commercial building
- A 43 storey building is a major departure from this representation. The concern is not to the change of use from commercial to residential but to the increase of the height of the building.
- A 43 storey building is in contravention of the Draft Willoughby Local Environmental Plan 2009 which State Planning has been involved in defining an appropriate form of development for the City
- Apartments on higher levels of Epica on the south, and Cambridge western aspects will have loss of views which was the basis on which Mirvac sold these apartments
- A 43 storey narrow tower will cause wind funnelling and increase the wind effects on gardens over the railway enclosure. The previous commercial building was positioned from Railway St. over the railway enclosure to the eastern side of Help St. adjoining Cambridge which would have assisted to block wind from the south
- No evidence in the submission that wind-tunnel modelling has been conducted
- A increase of car parking from an approved 219 vehicles (2008 approval) to a proposed 395 and resultant increased traffic movements to Railway Street and road network and traffic intersections beyond
- Problems of access for residents cars, move-ins and garbage disposal in the shared driveway with Epica
- Exacerbation of service vehicle access prevention through the inadequate headroom clearance provided (3.5m vs. Council's policy requirements of 3.8m), which will force even more deliveries/removals to be undertaken from Railway Street
- The Public Precinct area on top of the railway enclosure will create security issues for Pacific Place as it will become a public park

We would be supportive of a development of a height not exceeding the current DA as approved and where the additional concerns referred to above are addressed.

Yours sincerely


S. LAW CHUI (owner)
16/9/10

1002
..... 11 Cambridge Lane
Chatswood NSW 2010
Date 15/9/10

Department of Planning
GPO Box 39
Sydney NSW 2001

Attn Mr Michael Woodland, Director, Metropolitan Projects


Re: Project Application by Mirvac for 7 Railway St., Chatswood No. MP09_0154

As an owner of a property in Pacific Place adjacent to the above site we object to the application by Mirvac of a mixed use commercial / residential building on the grounds that:

- Mirvac represented to purchasers in Pacific Place that the development at 7 Railway Street would be a 21 storey commercial building
- A 43 storey building is a major departure from this representation. The concern is not to the change of use from commercial to residential but to the increase of the height of the building.
- A 43 storey building is in contravention of the Draft Willoughby Local Environmental Plan 2009 which State Planning has been involved in defining an appropriate form of development for the City
- Apartments on higher levels of Epica on the south, and Cambridge western aspects will have *loss of views which was the basis on which Mirvac sold these apartments*
- A 43 storey narrow tower will cause wind funnelling and increase the wind effects on gardens over the railway enclosure. The previous commercial building was positioned from Railway St. over the railway enclosure to the eastern side of Hield St. adjoining Cambridge which would have assisted to block wind from the south
- No evidence in the submission that wind-tunnel modelling has been conducted
- A increase of car parking from an approved 219 vehicles (2008 approval) to a proposed 395 and resultant increased traffic movements to Railway Street and road network and traffic intersections beyond
- Problems of access for residents cars, move-ins and garbage disposal in the shared driveway with Epica
- Exacerbation of service vehicle access prevention through the inadequate headroom clearance provided (3.5m vs. Council's policy requirements of 3.8m), which will force even more deliveries/removals to be undertaken from Railway Street
- The Public Precinct area on top of the railway enclosure will create security issues for Pacific Place as it will become a public park

We would be supportive of a development of a height not exceeding the current DA as approved and where the additional concerns referred to above are addressed.

Yours sincerely



.....

255

603 / 11 Cambridge Lane
Chatswood NSW 2010
Date / /

Department of Planning
GPO Box 39
Sydney NSW 2001

Attn Mr Michael Woodland, Director, Metropolitan Projects

Re: Project Application by Mirvac for 7 Railway St., Chatswood No. MP09_0154

As an owner of a property in Pacific Place adjacent to the above site we object to the application by Mirvac of a mixed use commercial / residential building on the grounds that:

- Mirvac represented to purchasers in Pacific Place that the development at 7 Railway Street would be a 21 storey commercial building
- A 43 storey building is a major departure from this representation. The concern is not to the change of use from commercial to residential but to the increase of the height of the building.
- A 43 storey building is in contravention of the Draft Willoughby Local Environmental Plan 2009 which State Planning has been involved in defining an appropriate form of development for the City
- Apartments on higher levels of Epica on the south, and Cambridge western aspects will have *loss of views which was the basis on which Mirvac sold these apartments*
- A 43 storey narrow tower will cause wind funnelling and increase the wind effects on gardens over the railway enclosure. The previous commercial building was positioned from Railway St. over the railway enclosure to the eastern side of Help St. adjoining Cambridge which would have assisted to block wind from the south
- No evidence in the submission that wind-tunnel modelling has been conducted
- A increase of car parking from an approved 219 vehicles (2008 approval) to a proposed 395 and resultant increased traffic movements to Railway Street and road network and traffic intersections beyond
- Problems of access for residents cars, move-ins and garbage disposal in the shared driveway with Epica
- Exacerbation of service vehicle access prevention through the inadequate headroom clearance provided (3.5m vs. Council's policy requirements of 3.8m), which will force even more deliveries/removals to be undertaken from Railway Street
- The Public Precinct area on top of the railway enclosure will create security issues for Pacific Place as it will become a public park

We would be supportive of a development of a height not exceeding the current DA as approved and where the additional concerns referred to above are addressed.

Yours sincerely

Andrew Stein

256

1102 / 11 Cambridge Lane
Chatswood NSW 2010
Date 15/09/2010

Department of Planning
GPO Box 39
Sydney NSW 2001

Attn Mr Michael Woodland, Director, Metropolitan Projects

Re: Project Application by Mirvac for 7 Railway St., Chatswood No. MP09_0154

As an owner of a property in Pacific Place adjacent to the above site we object to the application by Mirvac of a mixed use commercial / residential building on the grounds that:

- Mirvac represented to purchasers in Pacific Place that the development at 7 Railway Street would be a 21 storey commercial building
- A 43 storey building is a major departure from this representation. The concern is not to the change of use from commercial to residential but to the increase of the height of the building.
- A 43 storey building is in contravention of the Draft Willoughby Local Environmental Plan 2009 which State Planning has been involved in defining an appropriate form of development for the City
- Apartments on higher levels of Epica on the south, and Cambridge western aspects will have *loss of views which was the basis on which Mirvac sold these apartments*
- A 43 storey narrow tower will cause wind funnelling and increase the wind effects on gardens over the railway enclosure. The previous commercial building was positioned from Railway St. over the railway enclosure to the eastern side of Help St. adjoining Cambridge which would have assisted to block wind from the south
- No evidence in the submission that wind-tunnel modelling has been conducted
- A increase of car parking from an approved 219 vehicles (2008 approval) to a proposed 395 and resultant increased traffic movements to Railway Street and road network and traffic intersections beyond
- Problems of access for residents cars, move-ins and garbage disposal in the shared driveway with Epica
- Exacerbation of service vehicle access prevention through the inadequate headroom clearance provided (3.5m vs. Council's policy requirements of 3.8m), which will force even more deliveries/removals to be undertaken from Railway Street
- The Public Precinct area on top of the railway enclosure will create security issues for Pacific Place as it will become a public park

We would be supportive of a development of a height not exceeding the current DA as approved and where the additional concerns referred to above are addressed.

Yours sincerely



.....

257

803

803
..... /1 Cambridge Lane
Chatswood NSW 2010

Date / /
15. 9. 2010

Department of Planning
GPO Box 39
Sydney NSW 2001

Attn Mr Michael Woodland, Director, Metropolitan Projects


Re: Project Application by Mirvac for 7 Railway St., Chatswood No. MP09_0154

As an owner of a property in Pacific Place adjacent to the above site we object to the application by Mirvac of a mixed use commercial / residential building on the grounds that:

- Mirvac represented to purchasers in Pacific Place that the development at 7 Railway Street would be a 21 storey commercial building
- A 43 storey building is a major departure from this representation. The concern is not to the change of use from commercial to residential but to the increase of the height of the building.
- A 43 storey building is in contravention of the Draft Willoughby Local Environmental Plan 2009 which State Planning has been involved in defining an appropriate form of development for the City
- Apartments on higher levels of Epica on the south, and Cambridge western aspects will have loss of views which was the basis on which Mirvac sold these apartments
- A 43 storey narrow tower will cause wind funnelling and increase the wind effects on gardens over the railway enclosure. The previous commercial building was positioned from Railway St. over the railway enclosure to the eastern side of Help St. adjoining Cambridge which would have assisted to block wind from the south
- No evidence in the submission that wind-tunnel modelling has been conducted
- A increase of car parking from an approved 219 vehicles (2008 approval) to a proposed 395 and resultant increased traffic movements to Railway Street and road network and traffic intersections beyond
- Problems of access for residents cars, move-ins and garbage disposal in the shared driveway with Epica
- Exacerbation of service vehicle access prevention through the inadequate headroom clearance provided (3.5m vs. Council's policy requirements of 3.8m), which will force even more deliveries/removals to be undertaken from Railway Street
- The Public Precinct area on top of the railway enclosure will create security issues for Pacific Place as it will become a public park

We would be supportive of a development of a height not exceeding the current DA as approved and where the additional concerns referred to above are addressed.

Yours sincerely



.....
SOEK TAN & Sin H Lim
(Owner)

258

POC: 11 Cambridge Lane
Chatswood NSW 2010
Date 1/9/2010

Department of Planning
GPO Box 39
Sydney NSW 2001

Attn Mr Michael Woodland, Director, Metropolitan Projects

Re: Project Application by Mirvac for 7 Railway St., Chatswood No. MP09_0154

As an owner of a property in Pacific Place adjacent to the above site we object to the application by Mirvac of a mixed use commercial / residential building on the grounds that:

- Mirvac represented to purchasers in Pacific Place that the development at 7 Railway Street would be a 21 storey commercial building
- A 43 storey building is a major departure from this representation. The concern is not to the change of use from commercial to residential but to the increase of the height of the building.
- A 43 storey building is in contravention of the Draft Willoughby Local Environmental Plan 2009 which State Planning has been involved in defining an appropriate form of development for the City
- Apartments on higher levels of Epica on the south, and Cambridge western aspects will have loss of views which was the basis on which Mirvac sold these apartments
- A 43 storey narrow tower will cause wind funnelling and increase the wind effects on gardens over the railway enclosure. The previous commercial building was positioned from Railway St. over the railway enclosure to the eastern side of Field St. adjoining Cambridge which would have assisted to block wind from the south
- No evidence in the submission that wind-tunnel modelling has been conducted
- A increase of car parking from an approved 219 vehicles (2008 approval) to a proposed 395 and resultant increased traffic movements to Railway Street and road network and traffic intersections beyond
- Problems of access for residents cars, move-ins and garbage disposal in the shared driveway with Epica
- Exacerbation of service vehicle access prevention through the inadequate headroom clearance provided (3.5m vs. Council's policy requirements of 3.8m), which will force even more deliveries/removals to be undertaken from Railway Street
- The Public Precinct area on top of the railway enclosure will create security issues for Pacific Place as it will become a public park

We would be supportive of a development of a height not exceeding the current DA as approved and where the additional concerns referred to above are addressed.

Yours sincerely


.....


259

506 /1 Cambridge Lane
Chatswood NSW 2010
Date 15/09/10

Department of Planning
GPO Box 39
Sydney NSW 2001

Attn Mr Michael Woodland, Director, Metropolitan Projects

Re: Project Application by Mirvac for 7 Railway St., Chatswood No. MP09_0154

As an owner of a property in Pacific Place adjacent to the above site we object to the application by Mirvac of a mixed use commercial / residential building on the grounds that:

- Mirvac represented to purchasers in Pacific Place that the development at 7 Railway Street would be a 21 storey commercial building
- A 43 storey building is a major departure from this representation. The concern is not to the change of use from commercial to residential but to the increase of the height of the building.
- A 43 storey building is in contravention of the Draft Willoughby Local Environmental Plan 2009 which State Planning has been involved in defining an appropriate form of development for the City
- Apartments on higher levels of Epica on the south, and Cambridge western aspects will have *loss of views which was the basis on which Mirvac sold these apartments*
- A 43 storey narrow tower will cause wind funnelling and increase the wind effects on gardens over the railway enclosure. The previous commercial building was positioned from Railway St. over the railway enclosure to the eastern side of Help St. adjoining Cambridge which would have assisted to block wind from the south
- No evidence in the submission that wind-tunnel modelling has been conducted
- A increase of car parking from an approved 219 vehicles (2008 approval) to a proposed 395 and resultant increased traffic movements to Railway Street and road network and traffic intersections beyond
- Problems of access for residents cars, move-ins and garbage disposal in the shared driveway with Epica
- Exacerbation of service vehicle access prevention through the inadequate headroom clearance provided (3.5m vs. Council's policy requirements of 3.8m), which will force even more deliveries/removals to be undertaken from Railway Street
- The Public Precinct area on top of the railway enclosure will create security issues for Pacific Place as it will become a public park

We would be supportive of a development of a height not exceeding the current DA as approved and where the additional concerns referred to above are addressed.

Yours sincerely

.....
Wing Li

905 /1 Cambridge Lane
Chatswood NSW 2010
Date 15/09/10

Department of Planning
GPO Box 39
Sydney NSW 2001

Attn Mr Michael Woodland, Director, Metropolitan Projects


Re: Project Application by Mirvac for 7 Railway St., Chatswood No. MP09_0154


As an owner of a property in Pacific Place adjacent to the above site we object to the application by Mirvac of a mixed use commercial / residential building on the grounds that:

- Mirvac represented to purchasers in Pacific Place that the development at 7 Railway Street would be a 21 storey commercial building
- A 43 storey building is a major departure from this representation. The concern is not to the change of use from commercial to residential but to the increase of the height of the building.
- A 43 storey building is in contravention of the Draft Willoughby Local Environmental Plan 2009 which State Planning has been involved in defining an appropriate form of development for the City
- Apartments on higher levels of Epica on the south, and Cambridge western aspects will have *loss of views which was the basis on which Mirvac sold these apartments*
- A 43 storey narrow tower will cause wind funnelling and increase the wind effects on gardens over the railway enclosure. The previous commercial building was positioned from Railway St. over the railway enclosure to the eastern side of Help St. adjoining Cambridge which would have assisted to block wind from the south
- No evidence in the submission that wind-tunnel modelling has been conducted
- A increase of car parking from an approved 219 vehicles (2008 approval) to a proposed 395 and resultant increased traffic movements to Railway Street and road network and traffic intersections beyond
- Problems of access for residents cars, move-ins and garbage disposal in the shared driveway with Epica
- Exacerbation of service vehicle access prevention through the inadequate headroom clearance provided (3.5m vs. Council's policy requirements of 3.8m), which will force even more deliveries/removals to be undertaken from Railway Street
- The Public Precinct area on top of the railway enclosure will create security issues for Pacific Place as it will become a public park

We would be supportive of a development of a height not exceeding the current DA as approved and where the additional concerns referred to above are addressed.

Yours sincerely


.....
Liza Tsim


Michael
Tsim

2201 /1 Cambridge Lane
Chatswood NSW 2010
Date / /

Department of Planning
GPO Box 39
Sydney NSW 2001

Attn Mr Michael Woodland, Director, Metropolitan Projects


Re: Project Application by Mirvac for 7 Railway St., Chatswood No. MP09_0154

As an owner of a property in Pacific Place adjacent to the above site we object to the application by Mirvac of a mixed use commercial / residential building on the grounds that:

- Mirvac represented to purchasers in Pacific Place that the development at 7 Railway Street would be a 21 storey commercial building
- A 43 storey building is a major departure from this representation. The concern is not to the change of use from commercial to residential but to the increase of the height of the building.
- A 43 storey building is in contravention of the Draft Willoughby Local Environmental Plan 2009 which State Planning has been involved in defining an appropriate form of development for the City
- Apartments on higher levels of Epica on the south, and Cambridge western aspects will have *loss of views which was the basis on which Mirvac sold these apartments*
- A 43 storey narrow tower will cause wind funnelling and increase the wind effects on gardens over the railway enclosure. The previous commercial building was positioned from Railway St. over the railway enclosure to the eastern side of Help St. adjoining Cambridge which would have assisted to block wind from the south
- No evidence in the submission that wind-tunnel modelling has been conducted
- A increase of car parking from an approved 219 vehicles (2003 approval) to a proposed 395 and resultant increased traffic movements to Railway Street and road network and traffic intersections beyond
- Problems of access for residents cars, move-ins and garbage disposal in the shared driveway with Epica
- Exacerbation of service vehicle access prevention through the inadequate headroom clearance provided (3.5m vs. Council's policy requirements of 3.8m), which will force even more deliveries/removals to be undertaken from Railway Street
- The Public Precinct area on top of the railway enclosure will create security issues for Pacific Place as it will become a public park

We would be supportive of a development of a height not exceeding the current DA as approved and where the additional concerns referred to above are addressed.

Yours sincerely



.....

2003 / 1 Cambridge Lane
Chatswood NSW 2010
Date / /

Department of Planning
GPO Box 39
Sydney NSW 2001

Attn Mr Michael Woodland, Director, Metropolitan Projects


Re: Project Application by Mirvac for 7 Railway St., Chatswood No. MP09_0154

As an owner of a property in Pacific Place adjacent to the above site we object to the application by Mirvac of a mixed use commercial / residential building on the grounds that:

- Mirvac represented to purchasers in Pacific Place that the development at 7 Railway Street would be a 21 storey commercial building
- A 43 storey building is a major departure from this representation. The concern is not to the change of use from commercial to residential but to the increase of the height of the building.
- A 43 storey building is in contravention of the Draft Willoughby Local Environmental Plan 2009 which State Planning has been involved in defining an appropriate form of development for the City
- Apartments on higher levels of Epica on the south, and Cambridge western aspects will have *loss of views which was the basis on which Mirvac sold these apartments*
- A 43 storey narrow tower will cause wind funnelling and increase the wind effects on gardens over the railway enclosure. The previous commercial building was positioned from Railway St. over the railway enclosure to the eastern side of Help St. adjoining Cambridge which would have assisted to block wind from the south
- No evidence in the submission that wind-tunnel modelling has been conducted
- A increase of car parking from an approved 219 vehicles (2003 approval) to a proposed 395 and resultant increased traffic movements to Railway Street and road network and traffic intersections beyond
- Problems of access for residents cars, move-ins and garbage disposal in the shared driveway with Epica
- Exacerbation of service vehicle access prevention through the inadequate headroom clearance provided (3.5m vs. Council's policy requirements of 3.8m), which will force even more deliveries/removals to be undertaken from Railway Street
- The Public Precinct area on top of the railway enclosure will create security issues for Pacific Place as it will become a public park

We would be supportive of a development of a height not exceeding the current DA as approved and where the additional concerns referred to above are addressed.

Yours sincerely



.....

~~2004~~
263

..... /1 Cambridge Lane
Chatswood NSW 2010
Date / /

Department of Planning
GPO Box 39
Sydney NSW 2001

Attn Mr Michael Woodland, Director, Metropolitan Projects


Re: Project Application by Mirvac for 7 Railway St., Chatswood No. MP09_0154

As an owner of a property in Pacific Place adjacent to the above site we object to the application by Mirvac of a mixed use commercial / residential building on the grounds that:

- Mirvac represented to purchasers in Pacific Place that the development at 7 Railway Street would be a 21 storey commercial building
- A 43 storey building is a major departure from this representation. The concern is not to the change of use from commercial to residential but to the increase of the height of the building.
- A 43 storey building is in contravention of the Draft Willoughby Local Environmental Plan 2009 which State Planning has been involved in defining an appropriate form of development for the City
- Apartments on higher levels of Epica on the south, and Cambridge western aspects will have *loss of views which was the basis on which Mirvac sold these apartments*
- A 43 storey narrow tower will cause wind funnelling and increase the wind effects on gardens over the railway enclosure. The previous commercial building was positioned from Railway St. over the railway enclosure to the eastern side of Hill St. adjoining Cambridge which would have assisted to block wind from the south
- No evidence in the submission that wind-tunnel modelling has been conducted
- A increase of car parking from an approved 219 vehicles (2008 approval) to a proposed 395 and resultant increased traffic movements to Railway Street and road network and traffic intersections beyond
- Problems of access for residents cars, move-ins and garbage disposal in the shared driveway with Epica
- Exacerbation of service vehicle access prevention through the inadequate headroom clearance provided (3.5m vs. Council's policy requirements of 3.8m), which will force even more deliveries/removals to be undertaken from Railway Street
- The Public Precinct area on top of the railway enclosure will create security issues for Pacific Place as it will become a public park

We would be supportive of a development of a height not exceeding the current DA as approved and where the additional concerns referred to above are addressed.

Yours sincerely



.....



2703
.....79 Railway St.
Chatswood NSW 2017
Date 15/09/2010

Department of Planning
GPO Box 39
Sydney NSW 2001

Attn Mr Michael Woodland, Director, Metropolitan Projects

Re: Project Application by Mirvac for 7 Railway St., Chatswood No. MP09_0154

As an owner of a property in Pacific Place adjacent to the above site we object to the application by Mirvac of a mixed use commercial / residential building on the grounds that:

- Mirvac represented to purchasers in Pacific Place that the development at 7 Railway Street would be a 21 storey commercial building
- A 43 storey building is a major departure from this representation. The concern is not to the change of use from commercial to residential but to the increase of the height of the building.
- A 43 storey building is in contravention of the Draft Willoughby Local Environmental Plan 2009 which State Planning has been involved in defining an appropriate form of development for the City
- Apartments on higher levels of Epica on the south, and Cambridge western aspects will have loss of views which was the basis on which Mirvac sold these apartments
- A 43 storey narrow tower will cause wind funnelling and increase the wind effects on gardens over the railway enclosure. The previous commercial building was positioned from Railway St. over the railway enclosure to the eastern side of Help St. adjoining Cambridge which would have assisted to block wind from the south
- No evidence in the submission that wind-tunnel modelling has been conducted
- A increase of car parking from an approved 219 vehicles (2008 approval) to a proposed 395 and resultant increased traffic movements to Railway Street and road network and traffic intersections beyond
- Problems of access for residents cars, move-ins and garbage disposal in the shared driveway with Epica
- Exacerbation of service vehicle access prevention through the inadequate headroom clearance provided (3.5m vs. Council's policy requirements of 3.8m), which will force even more deliveries/removals to be undertaken from Railway Street
- The Public Precinct area on top of the railway enclosure will create security issues for Pacific Place as it will become a public park

We would be supportive of a development of a height not exceeding the current DA as approved and where the additional concerns referred to above are addressed.

Yours sincerely

Eddie Rua
.....

501... /19 Railway St.
Chatswood NSW 2010
Date: 5/9/2010

Department of Planning
GPO Box 39
Sydney NSW 2001

Attn Mr Michael Woodland, Director, Metropolitan Projects

Re: Project Application by Mirvac for 7 Railway St., Chatswood No. MP09_0154

As an owner of a property in Pacific Place adjacent to the above site we object to the application by Mirvac of a mixed use commercial / residential building on the grounds that:

- Mirvac represented to purchasers in Pacific Place that the development at 7 Railway Street would be a 21 storey commercial building
- A 43 storey building is a major departure from this representation. The concern is not to the change of use from commercial to residential but to the increase of the height of the building.
- A 43 storey building is in contravention of the Draft Willoughby Local Environmental Plan 2009 which State Planning has been involved in defining an appropriate form of development for the City
- Apartments on higher levels of Epica on the south, and Cambridge western aspects will have loss of views which was the basis on which Mirvac sold these apartments
- A 43 storey narrow tower will cause wind funnelling and increase the wind effects on gardens over the railway enclosure. The previous commercial building was positioned from Railway St. over the railway enclosure to the eastern side of Help St. adjoining Cambridge which would have assisted to block wind from the south
- No evidence in the submission that wind-tunnel modelling has been conducted
- A increase of car parking from an approved 219 vehicles (2008 approval) to a proposed 395 and resultant increased traffic movements to Railway Street and road network and traffic intersections beyond
- Problems of access for residents cars, move-ins and garbage disposal in the shared driveway with Epica
- Exacerbation of service vehicle access prevention through the inadequate headroom clearance provided (3.5m vs. Council's policy requirements of 3.8m), which will force even more deliveries/removals to be undertaken from Railway Street
- The Public Precinct area on top of the railway enclosure will create security issues for Pacific Place as it will become a public park

We would be supportive of a development of a height not exceeding the current DA as approved and where the additional concerns referred to above are addressed.

Yours sincerely

Ching Mong Lee

2502 / 19 Railway St.
Chatswood NSW-2040 2667
Date / /

Department of Planning
GPO Box 39
Sydney NSW 2001

Attn Mr Michael Woodland, Director, Metropolitan Projects


Re: Project Application by Mirvac for 7 Railway St., Chatswood No. MP09_0154

As an owner of a property in Pacific Place adjacent to the above site we object to the application by Mirvac of a mixed use commercial / residential building on the grounds that:

- Mirvac represented to purchasers in Pacific Place that the development at 7 Railway Street would be a 21 storey commercial building
- A 43 storey building is a major departure from this representation. The concern is not to the change of use from commercial to residential but to the increase of the height of the building.
- A 43 storey building is in contravention of the Draft Willoughby Local Environmental Plan 2009 which State Planning has been involved in defining an appropriate form of development for the City
- Apartments on higher levels of Epica on the south, and Cambridge western aspects will have loss of views which was the basis on which Mirvac sold these apartments
- A 43 storey narrow tower will cause wind funnelling and increase the wind effects on gardens over the railway enclosure. The previous commercial building was positioned from Railway St. over the railway enclosure to the eastern side of Help St. adjoining Cambridge which would have assisted to block wind from the south
- No evidence in the submission that wind-tunnel modelling has been conducted
- A increase of car parking from an approved 219 vehicles (2008 approval) to a proposed 395 and resultant increased traffic movements to Railway Street and road network and traffic intersections beyond
- Problems of access for residents cars, move-ins and garbage disposal in the shared driveway with Epica
- Exacerbation of service vehicle access prevention through the inadequate headroom clearance provided (3.5m vs. Council's policy requirements of 3.8m), which will force even more deliveries/removals to be undertaken from Railway Street
- The Public Precinct area on top of the railway enclosure will create security issues for Pacific Place as it will become a public park

We would be supportive of a development of a height not exceeding the current DA as approved and where the additional concerns referred to above are addressed.

Yours sincerely



1101 / 19 Railway St.
Chatswood NSW 2069
Date: 5/04/2010

Department of Planning
GPO Box 39
Sydney NSW 2001

Attn Mr Michael Woodland, Director, Metropolitan Projects

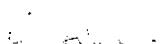
Re: Project Application by Mirvac for 7 Railway St., Chatswood No. MP09_0154

As an owner of a property in Pacific Place adjacent to the above site we object to the application by Mirvac of a mixed use commercial / residential building on the grounds that:

- Mirvac represented to purchasers in Pacific Place that the development at 7 Railway Street would be a 21 storey commercial building
- A 43 storey building is a major departure from this representation. The concern is not to the change of use from commercial to residential but to the increase of the height of the building.
- A 43 storey building is in contravention of the Draft Willoughby Local Environmental Plan 2009 which State Planning has been involved in defining an appropriate form of development for the City
- Apartments on higher levels of Epica on the south, and Cambridge western aspects will have loss of views which was the basis on which Mirvac sold these apartments
- A 43 storey narrow tower will cause wind funnelling and increase the wind effects on gardens over the railway enclosure. The previous commercial building was positioned from Railway St. over the railway enclosure to the eastern side of Help St. adjoining Cambridge which would have assisted to block wind from the south
- No evidence in the submission that wind-tunnel modelling has been conducted
- A increase of car parking from an approved 219 vehicles (2008 approval) to a proposed 395 and resultant increased traffic movements to Railway Street and road network and traffic intersections beyond
- Problems of access for residents cars, move-ins and garbage disposal in the shared driveway with Epica
- Exacerbation of service vehicle access prevention through the inadequate headroom clearance provided (3.5m vs. Council's policy requirements of 3.8m), which will force even more deliveries/removals to be undertaken from Railway Street
- The Public Precinct area on top of the railway enclosure will create security issues for Pacific Place as it will become a public park

We would be supportive of a development of a height not exceeding the current DA as approved and where the additional concerns referred to above are addressed.

Yours sincerely


.....

268

2403 / 19 Railway St.
Chatswood NSW ~~2010~~ 2067
Date / /

Department of Planning
GPO Box 39
Sydney NSW 2001

Attn Mr Michael Woodland, Director, Metropolitan Projects

Re: Project Application by Mirvac for 7 Railway St., Chatswood No. MP09_0154

As an owner of a property in Pacific Place adjacent to the above site we object to the application by Mirvac of a mixed use commercial / residential building on the grounds that:

- Mirvac represented to purchasers in Pacific Place that the development at 7 Railway Street would be a 21 storey commercial building
- A 43 storey building is a major departure from this representation. The concern is not to the change of use from commercial to residential but to the increase of the height of the building.
- A 43 storey building is in contravention of the Draft Willoughby Local Environmental Plan 2009 which State Planning has been involved in defining an appropriate form of development for the City
- Apartments on higher levels of Epica on the south, and Cambridge western aspects will have loss of views which was the basis on which Mirvac sold these apartments
- A 43 storey narrow tower will cause wind funnelling and increase the wind effects on gardens over the railway enclosure. The previous commercial building was positioned from Railway St. over the railway enclosure to the eastern side of Help St. adjoining Cambridge which would have assisted to block wind from the south
- No evidence in the submission that wind-tunnel modelling has been conducted
- A increase of car parking from an approved 219 vehicles (2008 approval) to a proposed 395 and resultant increased traffic movements to Railway Street and road network and traffic intersections beyond
- Problems of access for residents cars, move-ins and garbage disposal in the shared driveway with Epica
- Exacerbation of service vehicle access prevention through the inadequate headroom clearance provided (3.5m vs. Council's policy requirements of 3.8m), which will force even more deliveries/removals to be undertaken from Railway Street
- The Public Precinct area on top of the railway enclosure will create security issues for Pacific Place as it will become a public park

We would be supportive of a development of a height not exceeding the current DA as approved and where the additional concerns referred to above are addressed.

Yours sincerely


.....

269

2606-
..... /9 Railway St.
Chatswood NSW 2017
Date 15/09/10

Department of Planning
GPO Box 39
Sydney NSW 2001

Attn Mr Michael Woodland, Director, Metropolitan Projects


Re: Project Application by Mirvac for 7 Railway St., Chatswood No. MP09_0154

As an owner of a property in Pacific Place adjacent to the above site we object to the application by Mirvac of a mixed use commercial / residential building on the grounds that:

- Mirvac represented to purchasers in Pacific Place that the development at 7 Railway Street would be a 21 storey commercial building
- A 43 storey building is a major departure from this representation. The concern is not to the change of use from commercial to residential but to the increase of the height of the building.
- A 43 storey building is in contravention of the Draft Willoughby Local Environmental Plan 2009 which State Planning has been involved in defining an appropriate form of development for the City
- Apartments on higher levels of Epica on the south, and Cambridge western aspects will have loss of views which was the basis on which Mirvac sold these apartments
- A 43 storey narrow tower will cause wind funnelling and increase the wind effects on gardens over the railway enclosure. The previous commercial building was positioned from Railway St. over the railway enclosure to the eastern side of Help St. adjoining Cambridge which would have assisted to block wind from the south
- No evidence in the submission that wind-tunnel modelling has been conducted
- A increase of car parking from an approved 219 vehicles (2008 approval) to a proposed 395 and resultant increased traffic movements to Railway Street and road network and traffic intersections beyond
- Problems of access for residents cars, move-ins and garbage disposal in the shared driveway with Epica
- Exacerbation of service vehicle access prevention through the inadequate headroom clearance provided (3.5m vs. Council's policy requirements of 3.8m), which will force even more deliveries/removals to be undertaken from Railway Street
- The Public Precinct area on top of the railway enclosure will create security issues for Pacific Place as it will become a public park

We would be supportive of a development of a height not exceeding the current DA as approved and where the additional concerns referred to above are addressed.

Yours sincerely


..... Shanty Iwanputri

270

303 / 9 Railway St.
Chatswood NSW 2010 206 7
Date / /

Department of Planning
GPO Box 39
Sydney NSW 2001

Attn Mr Michael Woodland, Director, Metropolitan Projects

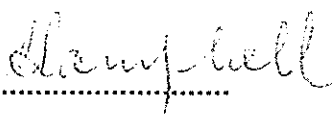
Re: Project Application by Mirvac for 7 Railway St., Chatswood No. MP09_0154

As an owner of a property in Pacific Place adjacent to the above site we object to the application by Mirvac of a mixed use commercial / residential building on the grounds that:

- Mirvac represented to purchasers in Pacific Place that the development at 7 Railway Street would be a 21 storey commercial building
- A 43 storey building is a major departure from this representation. The concern is not to the change of use from commercial to residential but to the increase of the height of the building.
- A 43 storey building is in contravention of the Draft Willoughby Local Environmental Plan 2009 which State Planning has been involved in defining an appropriate form of development for the City
- Apartments on higher levels of Epica on the south, and Cambridge western aspects will have loss of views which was the basis on which Mirvac sold these apartments
- A 43 storey narrow tower will cause wind funnelling and increase the wind effects on gardens over the railway enclosure. The previous commercial building was positioned from Railway St. over the railway enclosure to the eastern side of Help St. adjoining Cambridge which would have assisted to block wind from the south
- No evidence in the submission that wind-tunnel modelling has been conducted
- A increase of car parking from an approved 219 vehicles (2008 approval) to a proposed 395 and resultant increased traffic movements to Railway Street and road network and traffic intersections beyond
- Problems of access for residents cars, move-ins and garbage disposal in the shared driveway with Epica
- Exacerbation of service vehicle access prevention through the inadequate headroom clearance provided (3.5m vs. Council's policy requirements of 3.8m), which will force even more deliveries/removals to be undertaken from Railway Street
- The Public Precinct area on top of the railway enclosure will create security issues for Pacific Place as it will become a public park

We would be supportive of a development of a height not exceeding the current DA as approved and where the additional concerns referred to above are addressed.

Yours sincerely


.....

271

310... /9 Railway St.
Chatswood NSW ~~2010~~ 2007
Date / /

Department of Planning
GPO Box 39
Sydney NSW 2001

Attn Mr Michael Woodland, Director, Metropolitan Projects

Re: Project Application by Mirvac for 7 Railway St., Chatswood No. MP09_0154

As an owner of a property in Pacific Place adjacent to the above site we object to the application by Mirvac of a mixed use commercial / residential building on the grounds that:

- Mirvac represented to purchasers in Pacific Place that the development at 7 Railway Street would be a 21 storey commercial building
- A 43 storey building is a major departure from this representation. The concern is not to the change of use from commercial to residential but to the increase of the height of the building.
- A 43 storey building is in contravention of the Draft Willoughby Local Environmental Plan 2009 which State Planning has been involved in defining an appropriate form of development for the City
- Apartments on higher levels of Epica on the south, and Cambridge western aspects will have loss of views which was the basis on which Mirvac sold these apartments
- A 43 storey narrow tower will cause wind funnelling and increase the wind effects on gardens over the railway enclosure. The previous commercial building was positioned from Railway St. over the railway enclosure to the eastern side of Help St. adjoining Cambridge which would have assisted to block wind from the south
- No evidence in the submission that wind-tunnel modelling has been conducted
- A increase of car parking from an approved 219 vehicles (2008 approval) to a proposed 395 and resultant increased traffic movements to Railway Street and road network and traffic intersections beyond
- Problems of access for residents cars, move-ins and garbage disposal in the shared driveway with Epica
- Exacerbation of service vehicle access prevention through the inadequate headroom clearance provided (3.5m vs. Council's policy requirements of 3.8m), which will force even more deliveries/removals to be undertaken from Railway Street
- The Public Precinct area on top of the railway enclosure will create security issues for Pacific Place as it will become a public park

We would be supportive of a development of a height not exceeding the current DA as approved and where the additional concerns referred to above are addressed.

Yours sincerely

Saul Solas
Peter Fyles

.....

272

508
..... /19 Railway St.
Chatswood NSW 2067
Date 15/9/10

Department of Planning
GPO Box 39
Sydney NSW 2001

Attn Mr Michael Woodland, Director, Metropolitan Projects

Re: Project Application by Mirvac for 7 Railway St., Chatswood No. MP09_0154

As an owner of a property in Pacific Place adjacent to the above site we object to the application by Mirvac of a mixed use commercial / residential building on the grounds that:

- Mirvac represented to purchasers in Pacific Place that the development at 7 Railway Street would be a 21 storey commercial building
- A 43 storey building is a major departure from this representation. The concern is not to the change of use from commercial to residential but to the increase of the height of the building.
- A 43 storey building is in contravention of the Draft Willoughby Local Environmental Plan 2009 which State Planning has been involved in defining an appropriate form of development for the City
- Apartments on higher levels of Epica on the south, and Cambridge western aspects will have loss of views which was the basis on which Mirvac sold these apartments
- A 43 storey narrow tower will cause wind funnelling and increase the wind effects on gardens over the railway enclosure. The previous commercial building was positioned from Railway St. over the railway enclosure to the eastern side of Help St. adjoining Cambridge which would have assisted to block wind from the south
- No evidence in the submission that wind-tunnel modelling has been conducted
- A increase of car parking from an approved 219 vehicles (2008 approval) to a proposed 395 and resultant increased traffic movements to Railway Street and road network and traffic intersections beyond
- Problems of access for residents cars, move-ins and garbage disposal in the shared driveway with Epica
- Exacerbation of service vehicle access prevention through the inadequate headroom clearance provided (3.5m vs. Council's policy requirements of 3.8m), which will force even more deliveries/removals to be undertaken from Railway Street
- The Public Precinct area on top of the railway enclosure will create security issues for Pacific Place as it will become a public park

We would be supportive of a development of a height not exceeding the current DA as approved and where the additional concerns referred to above are addressed.

Yours sincerely



.....

273

1508
..... 19 Railway St.
Chatswood NSW 2015
Date 5/9/2010

Department of Planning
GPO Box 39
Sydney NSW 2001

Attn Mr Michael Woodland, Director, Metropolitan Projects


Re: Project Application by Mirvac for 7 Railway St., Chatswood No. MP09_0154

As an owner of a property in Pacific Place adjacent to the above site we object to the application by Mirvac of a mixed use commercial / residential building on the grounds that:

- Mirvac represented to purchasers in Pacific Place that the development at 7 Railway Street would be a 21 storey commercial building
- A 43 storey building is a major departure from this representation. The concern is not to the change of use from commercial to residential but to the increase of the height of the building.
- A 43 storey building is in contravention of the Draft Willoughby Local Environmental Plan 2009 which State Planning has been involved in defining an appropriate form of development for the City
- Apartments on higher levels of Epica on the south, and Cambridge western aspects will have loss of views which was the basis on which Mirvac sold these apartments
- A 43 storey narrow tower will cause wind funnelling and increase the wind effects on gardens over the railway enclosure. The previous commercial building was positioned from Railway St. over the railway enclosure to the eastern side of Help St. adjoining Cambridge which would have assisted to block wind from the south
- No evidence in the submission that wind-tunnel modelling has been conducted
- A increase of car parking from an approved 219 vehicles (2008 approval) to a proposed 395 and resultant increased traffic movements to Railway Street and road network and traffic intersections beyond
- Problems of access for residents cars, move-ins and garbage disposal in the shared driveway with Epica
- Exacerbation of service vehicle access prevention through the inadequate headroom clearance provided (3.5m vs. Council's policy requirements of 3.8m), which will force even more deliveries/removals to be undertaken from Railway Street
- The Public Precinct area on top of the railway enclosure will create security issues for Pacific Place as it will become a public park

We would be supportive of a development of a height not exceeding the current DA as approved and where the additional concerns referred to above are addressed.

Yours sincerely



A handwritten signature in black ink, consisting of a stylized, cursive name, is written over a horizontal dotted line.

G and P Martin
2701 EPICA
9 Railway Street 2067
Chatswood NSW 2067

15th September 2010

Department of Planning
GPO Box 39
Sydney NSW 2001

Attn Mr Michael Woodland, Director, Metropolitan Projects

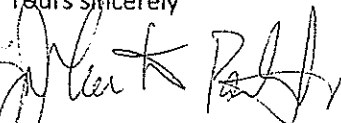
Re: Project Application by Mirvac for 7 Railway St., Chatswood No. MP09_0154

As an owner of a property in Pacific Place adjacent to the above site we object to the application by Mirvac of a mixed use commercial / residential building on the grounds that:

- Mirvac represented to purchasers in Pacific Place that the development at 7 Railway Street would be a 21 storey commercial building
- A 43 storey building is a major departure from this representation. The concern is not to the change of use from commercial to residential but to the increase of the height of the building.
- A 43 storey building is in contravention of the Draft Willoughby Local Environmental Plan 2009 which State Planning has been involved in defining an appropriate form of development for the City
- A 43 storey narrow tower will cause wind funnelling and increase the wind effects on gardens over the railway enclosure. The previous commercial building was positioned from Railway St. over the railway enclosure to the eastern side of Help St. adjoining Cambridge which would have assisted to block wind from the south
- No evidence in the submission that wind-tunnel modelling has been conducted
- A increase of car parking from an approved 219 vehicles (2008 approval) to a proposed 395 and resultant increased traffic movements to Railway Street and road network and traffic intersections beyond
- Problems of access for residents cars, move-ins and garbage disposal in the shared driveway with Epica
- Exacerbation of service vehicle access prevention through the inadequate headroom clearance provided (3.5m vs. Council's policy requirements of 3.8m), which will force even more deliveries/removals to be undertaken from Railway Street
- The Public Precinct area on top of the railway enclosure will create security issues for Pacific Place as it will become a public park

We would be supportive of a development of a height not exceeding the current DA as approved and where the additional concerns referred to above are addressed.

Yours sincerely


G Martin P Martin

275

2501 / 19 Railway St.
Chatswood NSW 2017
Date / /

Department of Planning
GPO Box 39
Sydney NSW 2001

Attn Mr Michael Woodland, Director, Metropolitan Projects


Re: Project Application by Mirvac for 7 Railway St., Chatswood No. MP09_0154

As an owner of a property in Pacific Place adjacent to the above site we object to the application by Mirvac of a mixed use commercial / residential building on the grounds that:

- Mirvac represented to purchasers in Pacific Place that the development at 7 Railway Street would be a 21 storey commercial building
- A 43 storey building is a major departure from this representation. The concern is not to the change of use from commercial to residential but to the increase of the height of the building.
- A 43 storey building is in contravention of the Draft Willoughby Local Environmental Plan 2009 which State Planning has been involved in defining an appropriate form of development for the City
- Apartments on higher levels of Epica on the south, and Cambridge western aspects will have loss of views which was the basis on which Mirvac sold these apartments
- A 43 storey narrow tower will cause wind funnelling and increase the wind effects on gardens over the railway enclosure. The previous commercial building was positioned from Railway St. over the railway enclosure to the eastern side of Help St. adjoining Cambridge which would have assisted to block wind from the south
- No evidence in the submission that wind-tunnel modelling has been conducted
- A increase of car parking from an approved 219 vehicles (2008 approval) to a proposed 395 and resultant increased traffic movements to Railway Street and road network and traffic intersections beyond
- Problems of access for residents cars, move-ins and garbage disposal in the shared driveway with Epica
- Exacerbation of service vehicle access prevention through the inadequate headroom clearance provided (3.5m vs. Council's policy requirements of 3.8m), which will force even more deliveries/removals to be undertaken from Railway Street
- The Public Precinct area on top of the railway enclosure will create security issues for Pacific Place as it will become a public park

We would be supportive of a development of a height not exceeding the current DA as approved and where the additional concerns referred to above are addressed.

Yours sincerely



276

3103/9 Railway St
Chatswood 2067
25th August 2010

Department of Planning
GPO Box 39
Sydney NSW 2001

Attn Mr Michael Woodland, Director, Metropolitan Projects

Re: Project Application by Mirvac for 7 Railway St., Chatswood No. MP09_0154

As an owner of a property in Pacific Place adjacent to the above site we object to the application by Mirvac of a mixed use commercial / residential building on the grounds that:

- Mirvac represented to purchasers in Pacific Place that the development at 7 Railway Street would be a 21 storey commercial building
- A 43 storey building is a major departure from this representation. The concern is not to the change of use from commercial to residential but to the increase of the height of the building.
- A 43 storey building is in contravention of the Draft Willoughby Local Environmental Plan 2009 which State Planning has been involved in defining an appropriate form of development for the City
- Apartments on higher levels of Epica on the south, and Cambridge western aspects will have loss of views which was the basis on which Mirvac sold these apartments
- A 43 storey narrow tower will cause wind funnelling and increase the wind effects on gardens over the railway enclosure. The previous commercial building was positioned from Railway St. over the railway enclosure to the eastern side of Help St. adjoining Cambridge which would have assisted to block wind from the south
- No evidence in the submission that wind-tunnel modelling has been conducted
- A increase of car parking from an approved 219 vehicles (2008 approval) to a proposed 395 and resultant increased traffic movements to Railway Street and road network and traffic intersections beyond
- Problems of access for residents cars, move-ins and garbage disposal in the shared driveway with Epica
- Exacerbation of service vehicle access prevention through the inadequate headroom clearance provided (3.5m vs. Council's policy requirements of 3.8m), which will force even more deliveries/removals to be undertaken from Railway Street
- The Public Precinct area on top of the railway enclosure will create security issues for Pacific Place as it will become a public park

We would be supportive of a development of a height not exceeding the current DA as approved and where the additional concerns referred to above are addressed.

Yours sincerely



Michael Hu

3103/9 Railway St
Chatswood 2067
25th August-2010

Department of Planning
GPO Box 39
Sydney NSW 2001

Attn Mr Michael Woodland, Director, Metropolitan Projects

Re: Project Application by Mirvac for 7 Railway St., Chatswood No. MP09_0154

As an owner of a property in Pacific Place adjacent to the above site we object to the application by Mirvac of a mixed use commercial / residential building on the grounds that:

- Mirvac represented to purchasers in Pacific Place that the development at 7 Railway Street would be a 21 storey commercial building
- A 43 storey building is a major departure from this representation. The concern is not to the change of use from commercial to residential but to the increase of the height of the building.
- A 43 storey building is in contravention of the Draft Willoughby Local Environmental Plan 2009 which State Planning has been involved in defining an appropriate form of development for the City
- Apartments on higher levels of Epica on the south, and Cambridge western aspects will have loss of views which was the basis on which Mirvac sold these apartments
- A 43 storey narrow tower will cause wind funnelling and increase the wind effects on gardens over the railway enclosure. The previous commercial building was positioned from Railway St. over the railway enclosure to the eastern side of Help St. adjoining Cambridge which would have assisted to block wind from the south
- No evidence in the submission that wind-tunnel modelling has been conducted
- A increase of car parking from an approved 219 vehicles (2008 approval) to a proposed 395 and resultant increased traffic movements to Railway Street and road network and traffic intersections beyond
- Problems of access for residents cars, move-ins and garbage disposal in the shared driveway with Epica
- Exacerbation of service vehicle access prevention through the inadequate headroom clearance provided (3.5m vs. Council's policy requirements of 3.8m), which will force even more deliveries/removals to be undertaken from Railway Street
- The Public Precinct area on top of the railway enclosure will create security issues for Pacific Place as it will become a public park

We would be supportive of a development of a height not exceeding the current DA as approved and where the additional concerns referred to above are addressed.

Yours sincerely

John Hu

2105 / 19 Railway St.
 Chatswood NSW ~~2010~~ 2067
 Date / /

Department of Planning
 GPO Box 39
 Sydney NSW 2001

Attn Mr Michael Woodland, Director, Metropolitan Projects



Re: Project Application by Mirvac for 7 Railway St., Chatswood No. MP09_0154

As an owner of a property in Pacific Place adjacent to the above site we object to the application by Mirvac of a mixed use commercial / residential building on the grounds that:

- Mirvac represented to purchasers in Pacific Place that the development at 7 Railway Street would be a 21 storey commercial building
- A 43 storey building is a major departure from this representation. The concern is not to the change of use from commercial to residential but to the increase of the height of the building.
- A 43 storey building is in contravention of the Draft Willoughby Local Environmental Plan 2009 which State Planning has been involved in defining an appropriate form of development for the City
- Apartments on higher levels of Epica on the south, and Cambridge western aspects will have loss of views which was the basis on which Mirvac sold these apartments
- A 43 storey narrow tower will cause wind funnelling and increase the wind effects on gardens over the railway enclosure. The previous commercial building was positioned from Railway St. over the railway enclosure to the eastern side of Help St. adjoining Cambridge which would have assisted to block wind from the south
- No evidence in the submission that wind-tunnel modelling has been conducted
- A increase of car parking from an approved 219 vehicles (2008 approval) to a proposed 395 and resultant increased traffic movements to Railway Street and road network and traffic intersections beyond
- Problems of access for residents cars, move-ins and garbage disposal in the shared driveway with Epica
- Exacerbation of service vehicle access prevention through the inadequate headroom clearance provided (3.5m vs. Council's policy requirements of 3.8m), which will force even more deliveries/removals to be undertaken from Railway Street
- The Public Precinct area on top of the railway enclosure will create security issues for Pacific Place as it will become a public park

We would be supportive of a development of a height not exceeding the current DA as approved and where the additional concerns referred to above are addressed.

Yours sincerely


 (PITFANG William Woo)

 (GLADYS WOO)

27a

3/02
...../19 Railway St.
Chatswood NSW-2040 2067
Date / /

Department of Planning
GPO Box 39
Sydney NSW 2001

Attn Mr Michael Woodland, Director, Metropolitan Projects


Re: Project Application by Mirvac for 7 Railway St., Chatswood No. MP09_0154


As an owner of a property in Pacific Place adjacent to the above site we object to the application by Mirvac of a mixed use commercial / residential building on the grounds that:

- Mirvac represented to purchasers in Pacific Place that the development at 7 Railway Street would be a 21 storey commercial building
- A 43 storey building is a major departure from this representation. The concern is not to the change of use from commercial to residential but to the increase of the height of the building.
- A 43 storey building is in contravention of the Draft Willoughby Local Environmental Plan 2009 which State Planning has been involved in defining an appropriate form of development for the City
- Apartments on higher levels of Epica on the south, and Cambridge western aspects will have loss of views which was the basis on which Mirvac sold these apartments
- A 43 storey narrow tower will cause wind funnelling and increase the wind effects on gardens over the railway enclosure. The previous commercial building was positioned from Railway St. over the railway enclosure to the eastern side of Help St. adjoining Cambridge which would have assisted to block wind from the south
- No evidence in the submission that wind-tunnel modelling has been conducted
- A increase of car parking from an approved 219 vehicles (2008 approval) to a proposed 395 and resultant increased traffic movements to Railway Street and road network and traffic intersections beyond
- Problems of access for residents cars, move-ins and garbage disposal in the shared driveway with Epica
- Exacerbation of service vehicle access prevention through the inadequate headroom clearance provided (3.5m vs. Council's policy requirements of 3.8m), which will force even more deliveries/removals to be undertaken from Railway Street
- The Public Precinct area on top of the railway enclosure will create security issues for Pacific Place as it will become a public park

We would be supportive of a development of a height not exceeding the current DA as approved and where the additional concerns referred to above are addressed.

Yours sincerely


KENNETH C TURNER


MARY L. TURNER

280

2903
...../19 Railway St.
Chatswood NSW ~~2040~~ 2067
Date 16/9/10

Department of Planning
GPO Box 39
Sydney NSW 2001

Attn Mr Michael Woodland, Director, Metropolitan Projects

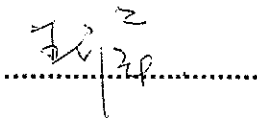
Re: Project Application by Mirvac for 7 Railway St., Chatswood No. MP09_0154

As an owner of a property in Pacific Place adjacent to the above site we object to the application by Mirvac of a mixed use commercial / residential building on the grounds that:

- Mirvac represented to purchasers in Pacific Place that the development at 7 Railway Street would be a 21 storey commercial building
- A 43 storey building is a major departure from this representation. The concern is not to the change of use from commercial to residential but to the increase of the height of the building.
- A 43 storey building is in contravention of the Draft Willoughby Local Environmental Plan 2009 which State Planning has been involved in defining an appropriate form of development for the City
- Apartments on higher levels of Epica on the south, and Cambridge western aspects will have loss of views which was the basis on which Mirvac sold these apartments
- A 43 storey narrow tower will cause wind funnelling and increase the wind effects on gardens over the railway enclosure. The previous commercial building was positioned from Railway St. over the railway enclosure to the eastern side of Help St. adjoining Cambridge which would have assisted to block wind from the south
- No evidence in the submission that wind-tunnel modelling has been conducted
- A increase of car parking from an approved 219 vehicles (2008 approval) to a proposed 395 and resultant increased traffic movements to Railway Street and road network and traffic intersections beyond
- Problems of access for residents cars, move-ins and garbage disposal in the shared driveway with Epica
- Exacerbation of service vehicle access prevention through the inadequate headroom clearance provided (3.5m vs. Council's policy requirements of 3.8m), which will force even more deliveries/removals to be undertaken from Railway Street
- The Public Precinct area on top of the railway enclosure will create security issues for Pacific Place as it will become a public park

We would be supportive of a development of a height not exceeding the current DA as approved and where the additional concerns referred to above are addressed.

Yours sincerely


.....

(281)

1708 / 19 Railway St.
Chatswood NSW 2040 2007
Date / /

Department of Planning
GPO Box 39
Sydney NSW 2001

Attn Mr Michael Woodland, Director, Metropolitan Projects

Re: Project Application by Mirvac for 7 Railway St., Chatswood No. MP09_0154

As an owner of a property in Pacific Place adjacent to the above site we object to the application by Mirvac of a mixed use commercial / residential building on the grounds that:

- Mirvac represented to purchasers in Pacific Place that the development at 7 Railway Street would be a 21 storey commercial building
- A 43 storey building is a major departure from this representation. The concern is not to the change of use from commercial to residential but to the increase of the height of the building.
- A 43 storey building is in contravention of the Draft Willoughby Local Environmental Plan 2009 which State Planning has been involved in defining an appropriate form of development for the City
- Apartments on higher levels of Epica on the south, and Cambridge western aspects will have loss of views which was the basis on which Mirvac sold these apartments
- A 43 storey narrow tower will cause wind funnelling and increase the wind effects on gardens over the railway enclosure. The previous commercial building was positioned from Railway St. over the railway enclosure to the eastern side of Help St. adjoining Cambridge which would have assisted to block wind from the south
- No evidence in the submission that wind-tunnel modelling has been conducted
- A increase of car parking from an approved 219 vehicles (2008 approval) to a proposed 395 and resultant increased traffic movements to Railway Street and road network and traffic intersections beyond
- Problems of access for residents cars, move-ins and garbage disposal in the shared driveway with Epica
- Exacerbation of service vehicle access prevention through the inadequate headroom clearance provided (3.5m vs. Council's policy requirements of 3.8m), which will force even more deliveries/removals to be undertaken from Railway Street
- The Public Precinct area on top of the railway enclosure will create security issues for Pacific Place as it will become a public park

We would be supportive of a development of a height not exceeding the current DA as approved and where the additional concerns referred to above are addressed.

Yours sincerely

Ali Muneer

282

409
..... / 19 Railway St.
Chatswood NSW-2010 2067
Date / /

Department of Planning
GPO Box 39
Sydney NSW 2001

Attn Mr Michael Woodland, Director, Metropolitan Projects

Re: Project Application by Mirvac for 7 Railway St., Chatswood No. MP09_0154

As an owner of a property in Pacific Place adjacent to the above site we object to the application by Mirvac of a mixed use commercial / residential building on the grounds that:

- Mirvac represented to purchasers in Pacific Place that the development at 7 Railway Street would be a 21 storey commercial building
- A 43 storey building is a major departure from this representation. The concern is not to the change of use from commercial to residential but to the increase of the height of the building.
- A 43 storey building is in contravention of the Draft Willoughby Local Environmental Plan 2009 which State Planning has been involved in defining an appropriate form of development for the City
- Apartments on higher levels of Epica on the south, and Cambridge western aspects will have loss of views which was the basis on which Mirvac sold these apartments
- A 43 storey narrow tower will cause wind funnelling and increase the wind effects on gardens over the railway enclosure. The previous commercial building was positioned from Railway St. over the railway enclosure to the eastern side of Help St. adjoining Cambridge which would have assisted to block wind from the south
- No evidence in the submission that wind-tunnel modelling has been conducted
- A increase of car parking from an approved 219 vehicles (2008 approval) to a proposed 395 and resultant increased traffic movements to Railway Street and road network and traffic intersections beyond
- Problems of access for residents cars, move-ins and garbage disposal in the shared driveway with Epica
- Exacerbation of service vehicle access prevention through the inadequate headroom clearance provided (3.5m vs. Council's policy requirements of 3.8m), which will force even more deliveries/removals to be undertaken from Railway Street
- The Public Precinct area on top of the railway enclosure will create security issues for Pacific Place as it will become a public park

We would be supportive of a development of a height not exceeding the current DA as approved and where the additional concerns referred to above are addressed.

Yours sincerely



1701 /19 Railway St.
Chatswood NSW 2010 2067
Date 17/9/2010

Department of Planning
GPO Box 39
Sydney NSW 2001

Attn Mr Michael Woodland, Director, Metropolitan Projects


Re: Project Application by Mirvac for 7 Railway St., Chatswood No. MP09_0154

As an owner of a property in Pacific Place adjacent to the above site we object to the application by Mirvac of a mixed use commercial / residential building on the grounds that:

- Mirvac represented to purchasers in Pacific Place that the development at 7 Railway Street would be a 21 storey commercial building
- A 43 storey building is a major departure from this representation. The concern is not to the change of use from commercial to residential but to the increase of the height of the building.
- A 43 storey building is in contravention of the Draft Willoughby Local Environmental Plan 2009 which State Planning has been involved in defining an appropriate form of development for the City
- Apartments on higher levels of Epica on the south, and Cambridge western aspects will have loss of views which was the basis on which Mirvac sold these apartments
- A 43 storey narrow tower will cause wind funnelling and increase the wind effects on gardens over the railway enclosure. The previous commercial building was positioned from Railway St. over the railway enclosure to the eastern side of Help St. adjoining Cambridge which would have assisted to block wind from the south
- No evidence in the submission that wind-tunnel modelling has been conducted
- A increase of car parking from an approved 219 vehicles (2008 approval) to a proposed 395 and resultant increased traffic movements to Railway Street and road network and traffic intersections beyond
- Problems of access for residents cars, move-ins and garbage disposal in the shared driveway with Epica
- Exacerbation of service vehicle access prevention through the inadequate headroom clearance provided (3.5m vs. Council's policy requirements of 3.8m), which will force even more deliveries/removals to be undertaken from Railway Street
- The Public Precinct area on top of the railway enclosure will create security issues for Pacific Place as it will become a public park

We would be supportive of a development of a height not exceeding the current DA as approved and where the additional concerns referred to above are addressed.

Yours sincerely


.....

284

2705/19 Railway St.
Chatswood NSW ~~2040~~ 2067
Date 15/9/10

Department of Planning
GPO Box 39
Sydney NSW 2001

Attn Mr Michael Woodland, Director, Metropolitan Projects

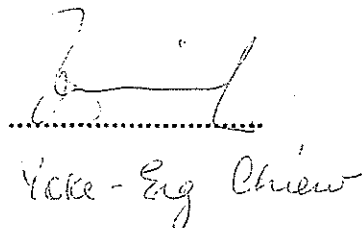
Re: Project Application by Mirvac for 7 Railway St., Chatswood No. MP09_0154

As an owner of a property in Pacific Place adjacent to the above site we object to the application by Mirvac of a mixed use commercial / residential building on the grounds that:

- Mirvac represented to purchasers in Pacific Place that the development at 7 Railway Street would be a 21 storey commercial building
- A 43 storey building is a major departure from this representation. The concern is not to the change of use from commercial to residential but to the increase of the height of the building.
- A 43 storey building is in contravention of the Draft Willoughby Local Environmental Plan 2009 which State Planning has been involved in defining an appropriate form of development for the City
- Apartments on higher levels of Epica on the south, and Cambridge western aspects will have loss of views which was the basis on which Mirvac sold these apartments
- A 43 storey narrow tower will cause wind funnelling and increase the wind effects on gardens over the railway enclosure. The previous commercial building was positioned from Railway St. over the railway enclosure to the eastern side of Help St. adjoining Cambridge which would have assisted to block wind from the south
- No evidence in the submission that wind-tunnel modelling has been conducted
- A increase of car parking from an approved 219 vehicles (2008 approval) to a proposed 395 and resultant increased traffic movements to Railway Street and road network and traffic intersections beyond
- Problems of access for residents cars, move-ins and garbage disposal in the shared driveway with Epica
- Exacerbation of service vehicle access prevention through the inadequate headroom clearance provided (3.5m vs. Council's policy requirements of 3.8m), which will force even more deliveries/removals to be undertaken from Railway Street
- The Public Precinct area on top of the railway enclosure will create security issues for Pacific Place as it will become a public park

We would be supportive of a development of a height not exceeding the current DA as approved and where the additional concerns referred to above are addressed.

Yours sincerely



Vicki - Eug Chiew

285

2005 / 19 Railway St.
Chatswood NSW-2010 2067
Date / /

Department of Planning
GPO Box 39
Sydney NSW 2001

Attn Mr Michael Woodland, Director, Metropolitan Projects

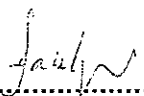
Re: Project Application by Mirvac for 7 Railway St., Chatswood No. MP09_0154

As an owner of a property in Pacific Place adjacent to the above site we object to the application by Mirvac of a mixed use commercial / residential building on the grounds that:

- Mirvac represented to purchasers in Pacific Place that the development at 7 Railway Street would be a 21 storey commercial building
- A 43 storey building is a major departure from this representation. The concern is not to the change of use from commercial to residential but to the increase of the height of the building.
- A 43 storey building is in contravention of the Draft Willoughby Local Environmental Plan 2009 which State Planning has been involved in defining an appropriate form of development for the City
- Apartments on higher levels of Epica on the south, and Cambridge western aspects will have loss of views which was the basis on which Mirvac sold these apartments
- A 43 storey narrow tower will cause wind funnelling and increase the wind effects on gardens over the railway enclosure. The previous commercial building was positioned from Railway St. over the railway enclosure to the eastern side of Help St. adjoining Cambridge which would have assisted to block wind from the south
- No evidence in the submission that wind-tunnel modelling has been conducted
- A increase of car parking from an approved 219 vehicles (2008 approval) to a proposed 395 and resultant increased traffic movements to Railway Street and road network and traffic intersections beyond
- Problems of access for residents cars, move-ins and garbage disposal in the shared driveway with Epica
- Exacerbation of service vehicle access prevention through the inadequate headroom clearance provided (3.5m vs. Council's policy requirements of 3.8m), which will force even more deliveries/removals to be undertaken from Railway Street
- The Public Precinct area on top of the railway enclosure will create security issues for Pacific Place as it will become a public park

We would be supportive of a development of a height not exceeding the current DA as approved and where the additional concerns referred to above are addressed.

Yours sincerely


.....

286

3082 / 19 Railway St.
Chatswood NSW-2040 2067
Date / /

Department of Planning
GPO Box 39
Sydney NSW 2001

Attn Mr Michael Woodland, Director, Metropolitan Projects

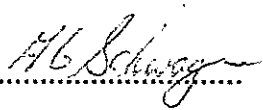
Re: Project Application by Mirvac for 7 Railway St., Chatswood No. MP09_0154

As an owner of a property in Pacific Place adjacent to the above site we object to the application by Mirvac of a mixed use commercial / residential building on the grounds that:

- Mirvac represented to purchasers in Pacific Place that the development at 7 Railway Street would be a 21 storey commercial building
- A 43 storey building is a major departure from this representation. The concern is not to the change of use from commercial to residential but to the increase of the height of the building.
- A 43 storey building is in contravention of the Draft Willoughby Local Environmental Plan 2009 which State Planning has been involved in defining an appropriate form of development for the City
- Apartments on higher levels of Epica on the south, and Cambridge western aspects will have loss of views which was the basis on which Mirvac sold these apartments
- A 43 storey narrow tower will cause wind funnelling and increase the wind effects on gardens over the railway enclosure. The previous commercial building was positioned from Railway St. over the railway enclosure to the eastern side of Help St. adjoining Cambridge which would have assisted to block wind from the south
- No evidence in the submission that wind-tunnel modelling has been conducted
- A increase of car parking from an approved 219 vehicles (2008 approval) to a proposed 395 and resultant increased traffic movements to Railway Street and road network and traffic intersections beyond
- Problems of access for residents cars, move-ins and garbage disposal in the shared driveway with Epica
- Exacerbation of service vehicle access prevention through the inadequate headroom clearance provided (3.5m vs. Council's policy requirements of 3.8m), which will force even more deliveries/removals to be undertaken from Railway Street
- The Public Precinct area on top of the railway enclosure will create security issues for Pacific Place as it will become a public park

We would be supportive of a development of a height not exceeding the current DA as approved and where the additional concerns referred to above are addressed.

Yours sincerely


A. B. Schwegel
2009/02/26/12 11:4 27/13

281

1205
..... /9 Railway St.
Chatswood NSW ~~2010~~ 2067
Date / /

Department of Planning
GPO Box 39
Sydney NSW 2001

Attn Mr Michael Woodland, Director, Metropolitan Projects

Re: Project Application by Mirvac for 7 Railway St., Chatswood No. MP09_0154

As an owner of a property in Pacific Place adjacent to the above site we object to the application by Mirvac of a mixed use commercial / residential building on the grounds that:

- Mirvac represented to purchasers in Pacific Place that the development at 7 Railway Street would be a 21 storey commercial building
- A 43 storey building is a major departure from this representation. The concern is not to the change of use from commercial to residential but to the increase of the height of the building.
- A 43 storey building is in contravention of the Draft Willoughby Local Environmental Plan 2009 which State Planning has been involved in defining an appropriate form of development for the City
- Apartments on higher levels of Epica on the south, and Cambridge western aspects will have loss of views which was the basis on which Mirvac sold these apartments
- A 43 storey narrow tower will cause wind funnelling and increase the wind effects on gardens over the railway enclosure. The previous commercial building was positioned from Railway St. over the railway enclosure to the eastern side of Help St. adjoining Cambridge which would have assisted to block wind from the south
- No evidence in the submission that wind-tunnel modelling has been conducted
- A increase of car parking from an approved 219 vehicles (2008 approval) to a proposed 395 and resultant increased traffic movements to Railway Street and road network and traffic intersections beyond
- Problems of access for residents cars, move-ins and garbage disposal in the shared driveway with Epica
- Exacerbation of service vehicle access prevention through the inadequate headroom clearance provided (3.5m vs. Council's policy requirements of 3.8m), which will force even more deliveries/removals to be undertaken from Railway Street
- The Public Precinct area on top of the railway enclosure will create security issues for Pacific Place as it will become a public park

We would be supportive of a development of a height not exceeding the current DA as approved and where the additional concerns referred to above are addressed.

Yours sincerely

.....

288

801
..... 19 Railway St.
Chatswood NSW ~~2040~~ 2067
Date 14/11/2010

Department of Planning
GPO Box 39
Sydney NSW 2001

Attn Mr Michael Woodland, Director, Metropolitan Projects


Re: Project Application by Mirvac for 7 Railway St., Chatswood No. MP09_0154

As an owner of a property in Pacific Place adjacent to the above site we object to the application by Mirvac of a mixed use commercial / residential building on the grounds that:

- Mirvac represented to purchasers in Pacific Place that the development at 7 Railway Street would be a 21 storey commercial building
- A 43 storey building is a major departure from this representation. The concern is not to the change of use from commercial to residential but to the increase of the height of the building.
- A 43 storey building is in contravention of the Draft Willoughby Local Environmental Plan 2009 which State Planning has been involved in defining an appropriate form of development for the City
- Apartments on higher levels of Epica on the south, and Cambridge western aspects will have loss of views which was the basis on which Mirvac sold these apartments
- A 43 storey narrow tower will cause wind funnelling and increase the wind effects on gardens over the railway enclosure. The previous commercial building was positioned from Railway St. over the railway enclosure to the eastern side of Help St. adjoining Cambridge which would have assisted to block wind from the south
- No evidence in the submission that wind-tunnel modelling has been conducted
- A increase of car parking from an approved 219 vehicles (2008 approval) to a proposed 395 and resultant increased traffic movements to Railway Street and road network and traffic intersections beyond
- Problems of access for residents cars, move-ins and garbage disposal in the shared driveway with Epica
- Exacerbation of service vehicle access prevention through the inadequate headroom clearance provided (3.5m vs. Council's policy requirements of 3.8m), which will force even more deliveries/removals to be undertaken from Railway Street
- The Public Precinct area on top of the railway enclosure will create security issues for Pacific Place as it will become a public park

We would be supportive of a development of a height not exceeding the current DA as approved and where the additional concerns referred to above are addressed.

Yours sincerely



289

1801
..... /9 Railway St.
Chatswood NSW ~~2010~~ 2067
Date / /

Department of Planning
GPO Box 39
Sydney NSW 2001

Attn Mr Michael Woodland, Director, Metropolitan Projects


Re: Project Application by Mirvac for 7 Railway St., Chatswood No. MP09_0154

As an owner of a property in Pacific Place adjacent to the above site we object to the application by Mirvac of a mixed use commercial / residential building on the grounds that:

- Mirvac represented to purchasers in Pacific Place that the development at 7 Railway Street would be a 21 storey commercial building
- A 43 storey building is a major departure from this representation. The concern is not to the change of use from commercial to residential but to the increase of the height of the building.
- A 43 storey building is in contravention of the Draft Willoughby Local Environmental Plan 2009 which State Planning has been involved in defining an appropriate form of development for the City
- Apartments on higher levels of Epica on the south, and Cambridge western aspects will have loss of views which was the basis on which Mirvac sold these apartments
- A 43 storey narrow tower will cause wind funnelling and increase the wind effects on gardens over the railway enclosure. The previous commercial building was positioned from Railway St. over the railway enclosure to the eastern side of Help St. adjoining Cambridge which would have assisted to block wind from the south
- No evidence in the submission that wind-tunnel modelling has been conducted
- A increase of car parking from an approved 219 vehicles (2008 approval) to a proposed 395 and resultant increased traffic movements to Railway Street and road network and traffic intersections beyond
- Problems of access for residents cars, move-ins and garbage disposal in the shared driveway with Epica
- Exacerbation of service vehicle access prevention through the inadequate headroom clearance provided (3.5m vs. Council's policy requirements of 3.8m), which will force even more deliveries/removals to be undertaken from Railway Street
- The Public Precinct area on top of the railway enclosure will create security issues for Pacific Place as it will become a public park

We would be supportive of a development of a height not exceeding the current DA as approved and where the additional concerns referred to above are addressed.

Yours sincerely



Two handwritten signatures are present. The first signature is on the left, appearing to be 'Michael Woodland'. The second signature is on the right, appearing to be 'A.Y. Cheung'. Both signatures are written in black ink over a dotted horizontal line.

290

2901 / 19 Railway St.
Chatswood NSW ~~2040~~ 2067
Date 16/09/10

Department of Planning
GPO Box 39
Sydney NSW 2001

Attn Mr Michael Woodland, Director, Metropolitan Projects


Re: Project Application by Mirvac for 7 Railway St., Chatswood No. MP09_0154

As an owner of a property in Pacific Place adjacent to the above site we object to the application by Mirvac of a mixed use commercial / residential building on the grounds that:

- Mirvac represented to purchasers in Pacific Place that the development at 7 Railway Street would be a 21 storey commercial building
- A 43 storey building is a major departure from this representation. The concern is not to the change of use from commercial to residential but to the increase of the height of the building.
- A 43 storey building is in contravention of the Draft Willoughby Local Environmental Plan 2009 which State Planning has been involved in defining an appropriate form of development for the City
- Apartments on higher levels of Epica on the south, and Cambridge western aspects will have loss of views which was the basis on which Mirvac sold these apartments
- A 43 storey narrow tower will cause wind funnelling and increase the wind effects on gardens over the railway enclosure. The previous commercial building was positioned from Railway St. over the railway enclosure to the eastern side of Help St. adjoining Cambridge which would have assisted to block wind from the south
- No evidence in the submission that wind-tunnel modelling has been conducted
- A increase of car parking from an approved 219 vehicles (2008 approval) to a proposed 395 and resultant increased traffic movements to Railway Street and road network and traffic intersections beyond
- Problems of access for residents cars, move-ins and garbage disposal in the shared driveway with Epica
- Exacerbation of service vehicle access prevention through the inadequate headroom clearance provided (3.5m vs. Council's policy requirements of 3.8m), which will force even more deliveries/removals to be undertaken from Railway Street
- The Public Precinct area on top of the railway enclosure will create security issues for Pacific Place as it will become a public park

We would be supportive of a development of a height not exceeding the current DA as approved and where the additional concerns referred to above are addressed.

Yours sincerely



301 /9 Railway St.
Chatswood NSW 2040 2067
Date 15/9/2010

Department of Planning
GPO Box 39
Sydney NSW 2001

Attn Mr Michael Woodland, Director, Metropolitan Projects


Re: Project Application by Mirvac for 7 Railway St., Chatswood No. MP09_0154

As an owner of a property in Pacific Place adjacent to the above site we object to the application by Mirvac of a mixed use commercial / residential building on the grounds that:

- Mirvac represented to purchasers in Pacific Place that the development at 7 Railway Street would be a 21 storey commercial building
- A 43 storey building is a major departure from this representation. The concern is not to the change of use from commercial to residential but to the increase of the height of the building.
- A 43 storey building is in contravention of the Draft Willoughby Local Environmental Plan 2009 which State Planning has been involved in defining an appropriate form of development for the City
- Apartments on higher levels of Epica on the south, and Cambridge western aspects will have loss of views which was the basis on which Mirvac sold these apartments
- A 43 storey narrow tower will cause wind funnelling and increase the wind effects on gardens over the railway enclosure. The previous commercial building was positioned from Railway St. over the railway enclosure to the eastern side of Help St. adjoining Cambridge which would have assisted to block wind from the south
- No evidence in the submission that wind-tunnel modelling has been conducted
- A increase of car parking from an approved 219 vehicles (2008 approval) to a proposed 395 and resultant increased traffic movements to Railway Street and road network and traffic intersections beyond
- Problems of access for residents cars, move-ins and garbage disposal in the shared driveway with Epica
- Exacerbation of service vehicle access prevention through the inadequate headroom clearance provided (3.5m vs. Council's policy requirements of 3.8m), which will force even more deliveries/removals to be undertaken from Railway Street
- The Public Precinct area on top of the railway enclosure will create security issues for Pacific Place as it will become a public park

We would be supportive of a development of a height not exceeding the current DA as approved and where the additional concerns referred to above are addressed.

Yours sincerely


.....
C.L. CHOU / T.M. CHOU
(3101)

~~XXXX~~

291

3101 9 RAILWAY ST
CHATSWOOD 2067

YOUR ADDRESS

Date

Aug 25, 2010

Department of Planning
GPO Box 39
Sydney NSW 2001

Attn Mr Michael Woodland, Director, Metropolitan Projects

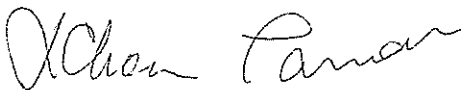
Re: Project Application by Mirvac for 7 Railway St., Chatswood No. MP09_0154

As an owner of a property in Pacific Place adjacent to the above site we object to the application by Mirvac of a mixed use commercial / residential building on the grounds that:

- Mirvac represented to purchasers in Pacific Place that the development at 7 Railway Street would be a 21 storey commercial building
- A 43 storey building is a major departure from this representation. The concern is not to the change of use from commercial to residential but to the increase of the height of the building.
- A 43 storey building is in contravention of the Draft Willoughby Local Environmental Plan 2009 which State Planning has been involved in defining an appropriate form of development for the City
- Apartments on higher levels of Epica on the south, and Cambridge western aspects will have loss of views which was the basis on which Mirvac sold these apartments
- A 43 storey narrow tower will cause wind funnelling and increase the wind effects on gardens over the railway enclosure. The previous commercial building was positioned from Railway St. over the railway enclosure to the eastern side of Help St. adjoining Cambridge which would have assisted to block wind from the south
- No evidence in the submission that wind-tunnel modelling has been conducted
- A increase of car parking from an approved 219 vehicles (2008 approval) to a proposed 395 and resultant increased traffic movements to Railway Street and road network and traffic intersections beyond
- Problems of access for residents cars, move-ins and garbage disposal in the shared driveway with Epica
- Exacerbation of service vehicle access prevention through the inadequate headroom clearance provided (3.5m vs. Council's policy requirements of 3.8m), which will force even more deliveries/removals to be undertaken from Railway Street
- The Public Precinct area on top of the railway enclosure will create security issues for Pacific Place as it will become a public park

We would be supportive of a development of a height not exceeding the current DA as approved and where the additional concerns referred to above are addressed.

Yours sincerely


C.L. CHOU / T. M CHOU

292

1502 / 19 Railway St.
Chatswood NSW ~~2040~~ 2067
Date / /

Department of Planning
GPO Box 39
Sydney NSW 2001

Attn Mr Michael Woodland, Director, Metropolitan Projects


Re: Project Application by Mirvac for 7 Railway St., Chatswood No. MP09_0154

As an owner of a property in Pacific Place adjacent to the above site we object to the application by Mirvac of a mixed use commercial / residential building on the grounds that:

- Mirvac represented to purchasers in Pacific Place that the development at 7 Railway Street would be a 21 storey commercial building
- A 43 storey building is a major departure from this representation. The concern is not to the change of use from commercial to residential but to the increase of the height of the building.
- A 43 storey building is in contravention of the Draft Willoughby Local Environmental Plan 2009 which State Planning has been involved in defining an appropriate form of development for the City
- Apartments on higher levels of Epica on the south, and Cambridge western aspects will have loss of views which was the basis on which Mirvac sold these apartments
- A 43 storey narrow tower will cause wind funnelling and increase the wind effects on gardens over the railway enclosure. The previous commercial building was positioned from Railway St. over the railway enclosure to the eastern side of Help St. adjoining Cambridge which would have assisted to block wind from the south
- No evidence in the submission that wind-tunnel modelling has been conducted
- A increase of car parking from an approved 219 vehicles (2008 approval) to a proposed 395 and resultant increased traffic movements to Railway Street and road network and traffic intersections beyond
- Problems of access for residents cars, move-ins and garbage disposal in the shared driveway with Epica
- Exacerbation of service vehicle access prevention through the inadequate headroom clearance provided (3.5m vs. Council's policy requirements of 3.8m), which will force even more deliveries/removals to be undertaken from Railway Street
- The Public Precinct area on top of the railway enclosure will create security issues for Pacific Place as it will become a public park

We would be supportive of a development of a height not exceeding the current DA as approved and where the additional concerns referred to above are addressed.

Yours sincerely



293

2803
..... /9 Railway St.
Chatswood NSW ~~2010~~ 2067
Date / /

Department of Planning
GPO Box 39
Sydney NSW 2001

Attn Mr Michael Woodland, Director, Metropolitan Projects

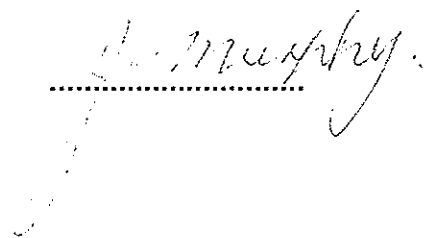
Re: Project Application by Mirvac for 7 Railway St., Chatswood No. MP09_0154

As an owner of a property in Pacific Place adjacent to the above site we object to the application by Mirvac of a mixed use commercial / residential building on the grounds that:

- Mirvac represented to purchasers in Pacific Place that the development at 7 Railway Street would be a 21 storey commercial building
- A 43 storey building is a major departure from this representation. The concern is not to the change of use from commercial to residential but to the increase of the height of the building.
- A 43 storey building is in contravention of the Draft Willoughby Local Environmental Plan 2009 which State Planning has been involved in defining an appropriate form of development for the City
- Apartments on higher levels of Epica on the south, and Cambridge western aspects will have loss of views which was the basis on which Mirvac sold these apartments
- A 43 storey narrow tower will cause wind funnelling and increase the wind effects on gardens over the railway enclosure. The previous commercial building was positioned from Railway St. over the railway enclosure to the eastern side of Help St. adjoining Cambridge which would have assisted to block wind from the south
- No evidence in the submission that wind-tunnel modelling has been conducted
- A increase of car parking from an approved 219 vehicles (2008 approval) to a proposed 395 and resultant increased traffic movements to Railway Street and road network and traffic intersections beyond
- Problems of access for residents cars, move-ins and garbage disposal in the shared driveway with Epica
- Exacerbation of service vehicle access prevention through the inadequate headroom clearance provided (3.5m vs. Council's policy requirements of 3.8m), which will force even more deliveries/removals to be undertaken from Railway Street
- The Public Precinct area on top of the railway enclosure will create security issues for Pacific Place as it will become a public park

We would be supportive of a development of a height not exceeding the current DA as approved and where the additional concerns referred to above are addressed.

Yours sincerely


.....

3001... /9 Railway St.
 Chatswood NSW ~~2040~~ 2067
 Date 6/9/2010

Department of Planning
 GPO Box 39
 Sydney NSW 2001

Attn Mr Michael Woodland, Director, Metropolitan Projects


Re: Project Application by Mirvac for 7 Railway St., Chatswood No. MP09_0154

As an owner of a property in Pacific Place adjacent to the above site we object to the application by Mirvac of a mixed use commercial / residential building on the grounds that:

- Mirvac represented to purchasers in Pacific Place that the development at 7 Railway Street would be a 21 storey commercial building
- A 43 storey building is a major departure from this representation. The concern is not to the change of use from commercial to residential but to the increase of the height of the building.
- A 43 storey building is in contravention of the Draft Willoughby Local Environmental Plan 2009 which State Planning has been involved in defining an appropriate form of development for the City
- Apartments on higher levels of Epica on the south, and Cambridge western aspects will have loss of views which was the basis on which Mirvac sold these apartments
- A 43 storey narrow tower will cause wind funnelling and increase the wind effects on gardens over the railway enclosure. The previous commercial building was positioned from Railway St. over the railway enclosure to the eastern side of Help St. adjoining Cambridge which would have assisted to block wind from the south
- No evidence in the submission that wind-tunnel modelling has been conducted
- A increase of car parking from an approved 219 vehicles (2008 approval) to a proposed 395 and resultant increased traffic movements to Railway Street and road network and traffic intersections beyond
- Problems of access for residents cars, move-ins and garbage disposal in the shared driveway with Epica
- Exacerbation of service vehicle access prevention through the inadequate headroom clearance provided (3.5m vs. Council's policy requirements of 3.8m), which will force even more deliveries/removals to be undertaken from Railway Street
- The Public Precinct area on top of the railway enclosure will create security issues for Pacific Place as it will become a public park

We would be supportive of a development of a height not exceeding the current DA as approved and where the additional concerns referred to above are addressed.

Yours sincerely



295

1209
..... /9 Railway St.
Chatswood NSW ~~2010~~ 2067
Date 1/3/19 / 2010

Department of Planning
GPO Box 39
Sydney NSW 2001

Attn Mr Michael Woodland, Director, Metropolitan Projects


Re: Project Application by Mirvac for 7 Railway St., Chatswood No. MP09_0154

As an owner of a property in Pacific Place adjacent to the above site we object to the application by Mirvac of a mixed use commercial / residential building on the grounds that:

- Mirvac represented to purchasers in Pacific Place that the development at 7 Railway Street would be a 21 storey commercial building
- A 43 storey building is a major departure from this representation. The concern is not to the change of use from commercial to residential but to the increase of the height of the building.
- A 43 storey building is in contravention of the Draft Willoughby Local Environmental Plan 2009 which State Planning has been involved in defining an appropriate form of development for the City
- Apartments on higher levels of Epica on the south, and Cambridge western aspects will have loss of views which was the basis on which Mirvac sold these apartments
- A 43 storey narrow tower will cause wind funnelling and increase the wind effects on gardens over the railway enclosure. The previous commercial building was positioned from Railway St. over the railway enclosure to the eastern side of Help St. adjoining Cambridge which would have assisted to block wind from the south
- No evidence in the submission that wind-tunnel modelling has been conducted
- A increase of car parking from an approved 219 vehicles (2008 approval) to a proposed 395 and resultant increased traffic movements to Railway Street and road network and traffic intersections beyond
- Problems of access for residents cars, move-ins and garbage disposal in the shared driveway with Epica
- Exacerbation of service vehicle access prevention through the inadequate headroom clearance provided (3.5m vs. Council's policy requirements of 3.8m), which will force even more deliveries/removals to be undertaken from Railway Street
- The Public Precinct area on top of the railway enclosure will create security issues for Pacific Place as it will become a public park

We would be supportive of a development of a height not exceeding the current DA as approved and where the additional concerns referred to above are addressed.

Yours sincerely


.....

296

708... 19 Railway St.
Chatswood NSW ~~2010~~ 2067
Date: 10/1/10

Department of Planning
GPO Box 39
Sydney NSW 2001

Attn Mr Michael Woodland, Director, Metropolitan Projects

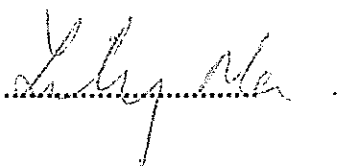
Re: Project Application by Mirvac for 7 Railway St., Chatswood No. MP09_0154

As an owner of a property in Pacific Place adjacent to the above site we object to the application by Mirvac of a mixed use commercial / residential building on the grounds that:

- Mirvac represented to purchasers in Pacific Place that the development at 7 Railway Street would be a 21 storey commercial building
- A 43 storey building is a major departure from this representation. The concern is not to the change of use from commercial to residential but to the increase of the height of the building.
- A 43 storey building is in contravention of the Draft Willoughby Local Environmental Plan 2009 which State Planning has been involved in defining an appropriate form of development for the City
- Apartments on higher levels of Epica on the south, and Cambridge western aspects will have loss of views which was the basis on which Mirvac sold these apartments
- A 43 storey narrow tower will cause wind funnelling and increase the wind effects on gardens over the railway enclosure. The previous commercial building was positioned from Railway St. over the railway enclosure to the eastern side of Help St. adjoining Cambridge which would have assisted to block wind from the south
- No evidence in the submission that wind-tunnel modelling has been conducted
- A increase of car parking from an approved 219 vehicles (2008 approval) to a proposed 395 and resultant increased traffic movements to Railway Street and road network and traffic intersections beyond
- Problems of access for residents cars, move-ins and garbage disposal in the shared driveway with Epica
- Exacerbation of service vehicle access prevention through the inadequate headroom clearance provided (3.5m vs. Council's policy requirements of 3.8m), which will force even more deliveries/removals to be undertaken from Railway Street
- The Public Precinct area on top of the railway enclosure will create security issues for Pacific Place as it will become a public park

We would be supportive of a development of a height not exceeding the current DA as approved and where the additional concerns referred to above are addressed.

Yours sincerely



297

509
..... 19 Railway St.
Chatswood NSW ~~2010~~ 2067
Date 16/9/2010

Department of Planning
GPO Box 39
Sydney NSW 2001

Attn Mr Michael Woodland, Director, Metropolitan Projects

Re: Project Application by Mirvac for 7 Railway St., Chatswood No. MP09_0154

As an owner of a property in Pacific Place adjacent to the above site we object to the application by Mirvac of a mixed use commercial / residential building on the grounds that:

- Mirvac represented to purchasers in Pacific Place that the development at 7 Railway Street would be a 21 storey commercial building
- A 43 storey building is a major departure from this representation. The concern is not to the change of use from commercial to residential but to the increase of the height of the building.
- A 43 storey building is in contravention of the Draft Willoughby Local Environmental Plan 2009 which State Planning has been involved in defining an appropriate form of development for the City
- Apartments on higher levels of Epica on the south, and Cambridge western aspects will have loss of views which was the basis on which Mirvac sold these apartments
- A 43 storey narrow tower will cause wind funnelling and increase the wind effects on gardens over the railway enclosure. The previous commercial building was positioned from Railway St. over the railway enclosure to the eastern side of Help St. adjoining Cambridge which would have assisted to block wind from the south
- No evidence in the submission that wind-tunnel modelling has been conducted
- A increase of car parking from an approved 219 vehicles (2008 approval) to a proposed 395 and resultant increased traffic movements to Railway Street and road network and traffic intersections beyond
- Problems of access for residents cars, move-ins and garbage disposal in the shared driveway with Epica
- Exacerbation of service vehicle access prevention through the inadequate headroom clearance provided (3.5m vs. Council's policy requirements of 3.8m), which will force even more deliveries/removals to be undertaken from Railway Street
- The Public Precinct area on top of the railway enclosure will create security issues for Pacific Place as it will become a public park

We would be supportive of a development of a height not exceeding the current DA as approved and where the additional concerns referred to above are addressed.

Yours sincerely



.....
Peter Li / Margaret Ho

298

1403
..... 19 Railway St.
Chatswood NSW ~~2040~~ 2067
Date 16/9/2010

Department of Planning
GPO Box 39
Sydney NSW 2001

Attn Mr Michael Woodland, Director, Metropolitan Projects

Re: Project Application by Mirvac for 7 Railway St., Chatswood No. MP09_0154

As an owner of a property in Pacific Place adjacent to the above site we object to the application by Mirvac of a mixed use commercial / residential building on the grounds that:

- Mirvac represented to purchasers in Pacific Place that the development at 7 Railway Street would be a 21 storey commercial building
- A 43 storey building is a major departure from this representation. The concern is not to the change of use from commercial to residential but to the increase of the height of the building.
- A 43 storey building is in contravention of the Draft Willoughby Local Environmental Plan 2009 which State Planning has been involved in defining an appropriate form of development for the City
- Apartments on higher levels of Epica on the south, and Cambridge western aspects will have loss of views which was the basis on which Mirvac sold these apartments
- A 43 storey narrow tower will cause wind funnelling and increase the wind effects on gardens over the railway enclosure. The previous commercial building was positioned from Railway St. over the railway enclosure to the eastern side of Help St. adjoining Cambridge which would have assisted to block wind from the south
- No evidence in the submission that wind-tunnel modelling has been conducted
- A increase of car parking from an approved 219 vehicles (2008 approval) to a proposed 395 and resultant increased traffic movements to Railway Street and road network and traffic intersections beyond
- Problems of access for residents cars, move-ins and garbage disposal in the shared driveway with Epica
- Exacerbation of service vehicle access prevention through the inadequate headroom clearance provided (3.5m vs. Council's policy requirements of 3.8m), which will force even more deliveries/removals to be undertaken from Railway Street
- The Public Precinct area on top of the railway enclosure will create security issues for Pacific Place as it will become a public park

We would be supportive of a development of a height not exceeding the current DA as approved and where the additional concerns referred to above are addressed.

Yours sincerely

