

**NOTES: DA**

**1. DESIGN RESOLUTION**

- 1.1. General architectural intent for the purpose of this development application only.
- 1.2. The internal layout is shown indicatively and is subject to further design development.
- 1.3. The dimensions shown are general only and are subject to further design development.
- 1.4. Location of car park entry point is general only and will be confirmed and dimensioned at later stage.
- 1.5. The size and position of four sun screens is indicative and shown in open area closest positions.
- 1.6. The drawings indicate general ceiling design level only, which need to be confirmed for services bulkheads or similar pendant ceiling protrusions.
- 1.7. Landscape component is shown indicatively only and subject to further design development at later stage.
- 1.8. Location of plant, equipment and services on drawings is general only and subject to further design development.
- 1.9. Services shown do not include minor elements, such as vent pipes, flues, aerials, etc.

**2. GRAPHIC PRESENTATION**

- 2.1. Colours presented on drawings are generic only and indicative of the architectural design intent. Some colour distortion may also occur in the printed drawings.
- 2.2. Do not scale off drawings.

**3. EXISTING STRUCTURES AND SERVICES**

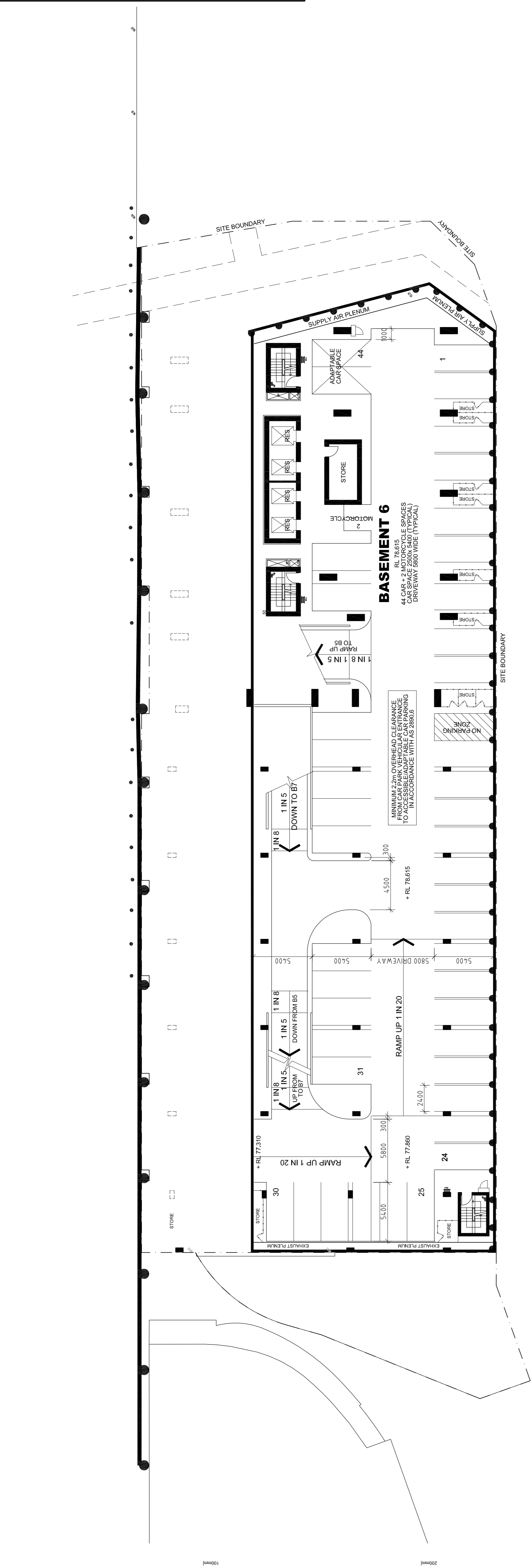
- 3.1. Extent and location of existing structures and services is according to the available survey information and will need to be verified on site at later stage.
- 3.2. All unchanged site levels are as per the existing survey information.

**4. GARBAGE ROOM**

- 4.1. Doors to residential garbage room to be filled with a magnagnetics hold open device with push button release.

**5. RAINWATER REQUIREMENTS**

- 5.1. Rainwater collection tanks, as coded on plans, and elevations.
- 5.2. GSR - Glass Screen to Rainloop requirements.
- 5.3. R - Window restricted to 50mm opening as per Rainloop requirements.



**CARPARKING LEVEL B6 , FLOOR PLAN**

**NOTES: DA**

**1. DESIGN RESOLUTION**

- 1.1. General architectural intent for the purpose of this development application only.
- 1.2. The internal layout is shown indicatively and is subject to further design development.
- 1.3. The dimensions shown are general only and are subject to further design development.
- 1.4. Location of car park entry point is general only and will be confirmed and dimensioned at later stage.
- 1.5. The size and position of four sun screens is indicative and shown in open area closest positions.
- 1.6. The drawings indicate general ceiling design level only, which need to be confirmed for services bulkheads or similar pendant ceiling protrusions.
- 1.7. Landscape component is shown indicatively only and subject to further design development at later stage.
- 1.8. Location of plant, equipment and services on drawings is general only and subject to further design development.
- 1.9. Services shown do not include minor elements, such as vent pipes, flues, aerials, etc.

**2. GRAPHIC PRESENTATION**

- 2.1. Colours presented on drawings are generic only and indicative of the architectural design intent. Some colour distortion may also occur in the printed drawings.
- 2.2. Do not scale off drawings.

**3. EXISTING STRUCTURES AND SERVICES**

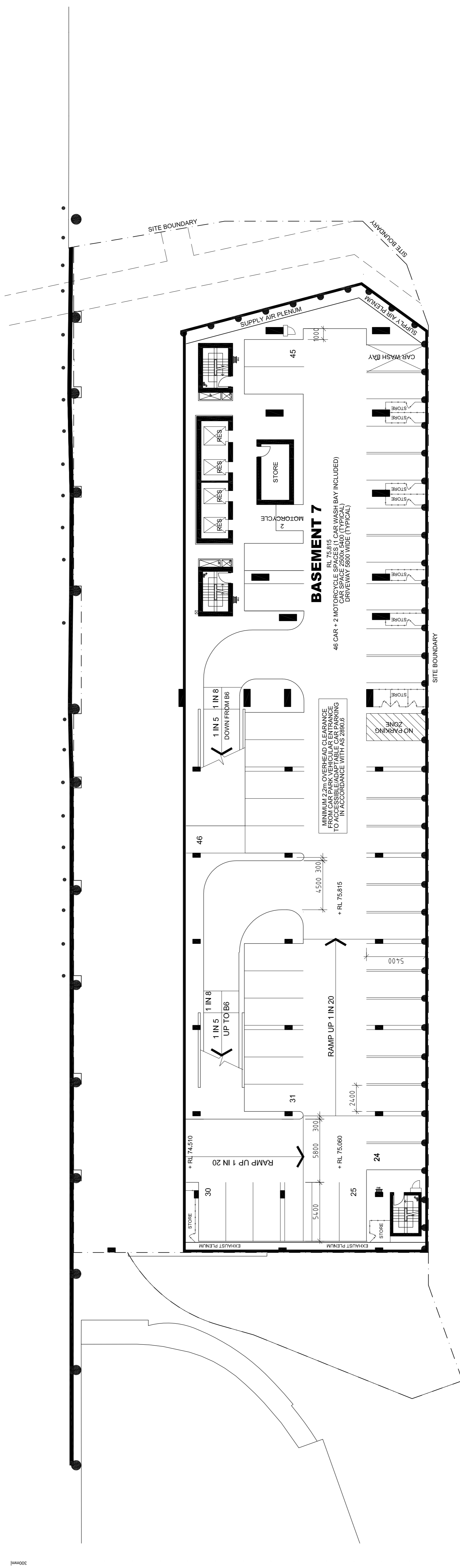
- 3.1. Extent and location of existing structures and services is according to the available survey information and will need to be verified on site at later stage.
- 3.2. All unchanged site levels are as per the existing survey information.

**4. GARBAGE ROOM**


- 4.1. Doors to residential garbage room to be filled with a magnagnetics hold open device with push button release.

**5. RAINWATER REQUIREMENTS**

- 5.1. Rainwater collection tanks, as coded on plans, and elevations.
- 5.2. GSR - Glass Screen to Rainloop requirements.
- 5.3. R - Window restricted to 50mm opening as per Rainloop requirements.



**CARPARKING LEVEL B7 , FLOOR PLAN**



REV:	01	amendment:	ISSUED FOR PART 3A PROJECT APPLICATION
DATE:	21.07.10	LINE TYPES ADJUSTED	
	02		

project: 7 Railway Street, Chatswood

architect: **Mirvac Design**  
architects  
planners  
interior designers

title: Carparking Level B6, Floor Plan  
Carparking Level B7, Floor Plan

drawn: approved:  
job no: 1737  
date: JULY 10  
scale @ A1: 1:200  
drawing no: PA 1004  
rev: 02

Level 25, 80 Margaret St.  
Sydney NSW 2000  
Tel: 02 9693 9300  
Fax: 02 9693 9391  
www.mirvac.com.au  
© Mirvac Design Pty. Ltd.  
08/10/10 10:25:13 AM