

EASTLAKES TOWN CENTRE - NORTH SITE

EVANS AVENUE EASTLAKES

S75W

LANDSCAPE DOCUMENTATION

- GENERAL NOTES
1. THIS DRAWING IS COPYRIGHT AND IS THE PROPERTY OF TURF DESIGN STUDIO AND MUST NOT BE USED WITHOUT PERMISSION
 2. THIS DRAWING IS AN UNCONTROLLED COPY UNLESS STAMPED WITH STATUS THE CONTRACTOR MUST VERIFY ALL DIMENSIONS AND LEVELS ON SITE AS THIS IS NOT A SHOP DRAWING
 3. THE CONTRACTOR MUST REFER ANY DISCREPANCIES TO THE SUPERINTENDENTS REPRESENTATIVE BEFORE PROCEEDING WITH THE WORK
 4. THE CONTRACTOR MUST NOT SCALE FROM THESE DRAWINGS. USE NOMINATED DIMENSIONS AND LEVELS
 5. THIS DRAWING MUST BE READ IN CONJUNCTION WITH THE TOTAL CONTRACT PACKAGE INCLUDING DRAWINGS AND SPECIFICATIONS OF ALL CONSULTANTS
 6. IF THE CONTRACTOR INTENDS TO UNDERTAKE ANY EXCAVATION WORK, IT IS THE CONTRACTORS RESPONSIBILITY TO CONTACT 1100 - DIAL BEFORE YOU DIG OR WWW.1100.COM.AU

- SURVEY INFORMATION
7. TURF DESIGN STUDIO DO NOT WARRANT THE ACCURACY OF SURVEY INFORMATION.

DRAWING LIST

Drawing Number	Drawing Title
S75W-L-000	COVER SHEET
S75W-L-001	LEGEND & LANDSCAPE SCHEDULE
S75W-L-002	LEGEND & LANDSCAPE SCHEDULE
S75W-L-200	GENERAL ARRANGEMENT - PUBLIC DOMAIN
S75W-L-210	GENERAL ARRANGEMENT - PODIUM
S75W-L-220	GENERAL ARRANGEMENT - BUILDING 1B ROOFTOP
S75W-L-310	LEVELS AND DRAINAGE - PODIUM
S75W-L-500	PLANTING PLAN - PUBLIC DOMAIN
S75W-L-510	PLANTING PLAN - PODIUM
S75W-L-520	PLANTING PLAN - BUILDING 1B ROOFTOP
S75W-L-530	PLANTING SCHEDULES
S75W-L-560	SOIL DEPTH PLAN - PODIUM
S75W-L-560a	PLANTING AREA COMPARISON
S75W-L-600	SECTIONS - GROUND FLOOR
S75W-L-600a	EASTERN PLANTER OPTION 1
S75W-L-600b	EASTERN PLANTER OPTION 2
S75W-L-601	SECTIONS - PODIUM SHEET 1
S75W-L-802	DETAILS - GROUND FLOOR
S75W-L-812	DETAILS - PODIUM

B	16.03.2020	FOR APPROVAL	AR	MC
A	03.06.2019	FOR APPROVAL	AR	MC

Rev	Date	Description	Drawn	Checked
-----	------	-------------	-------	---------



Turf Design Studio: P O Box 419 Cronulla NSW 2230, 95 Kingsway, Cronulla 2230
Phone (+61 2) 9527 3380, Fax (+61 2) 9527 2307
Email: sydney@turfdesign.com

Client



Project
EASTLAKES TOWN CENTRE - NORTH SITE

Drawing Title
COVER SHEET

Drawing Status
FOR REVIEW

Scale: @A1 Plot Date 17/03/2020 12:00:18 PM

Project No.	Drawing No.	Revision
1602	S75W-L-000	B

DRAFT NOT FOR CONSTRUCTION

GENERAL NOTES
 1. THIS DRAWING IS COPYRIGHT AND IS THE PROPERTY OF TURF DESIGN STUDIO AND MUST NOT BE USED WITHOUT PERMISSION.
 2. THIS DRAWING IS AN UNCONTROLLED COPY UNLESS STAMPED WITH STATUS. THE CONTRACTOR MUST VERIFY ALL DIMENSIONS AND LEVELS ON SITE AS THIS IS NOT A SHOP DRAWING.
 3. THE CONTRACTOR MUST REFER ANY DISCREPANCIES TO THE SUPERINTENDENTS REPRESENTATIVE BEFORE PROCEEDING WITH THE WORK.
 4. THE CONTRACTOR MUST NOT SCALE FROM THESE DRAWINGS. USE NOMINATED DIMENSIONS AND LEVELS.
 5. THIS DRAWING MUST BE READ IN CONJUNCTION WITH THE TOTAL CONTRACT PACKAGE INCLUDING DRAWINGS AND SPECIFICATIONS OF ALL CONSULTANTS. IF THE CONTRACTOR INTENDS TO UNDERTAKE ANY EXCAVATION WORK, IT IS THE CONTRACTORS RESPONSIBILITY TO CONTACT 1100 - DIAL BEFORE YOU DIG OR WWW.1100.COM.AU

SURVEY INFORMATION
 7. TURF DESIGN STUDIO DO NOT WARRANT THE ACCURACY OF SURVEY INFORMATION.

CODE	SYMBOL	ITEM	DIMENSION	COLOUR + FINISH	SUPPLIER	SHOP DRAWINGS	SAMPLES	NOTES
PAVING								
AF1		Architectural finish (Ground floor Retail)	-	-	-	-	-	Refer to architectural documentaton for details
P1a		Granite Paving (Pedestrian Only)	600mm x 300mm x 40mm	Colour: Sesame Grey Finish: Exfoliated	Sam The Paving Man (02) 9642 5666	-	Required	Subbase to engineers detail
P1b		Granite Paving (Pedestrian + Vehicular)	600mm x 300mm x 60mm	Colour: Sesame Grey Finish: Exfoliated	Sam The Paving Man (02) 9642 5666	-	Required	Subbase to engineers detail
P2		Granite Paving - Feature	600mm x 100mm x 40mm	Colour: Sesame Grey Finish: Bush hammered	Sam The Paving Man (02) 9642 5666	-	Required	
P3		Pebble Mesh (Mortar fixed)	20-30mm Pebbles	Pebble: River Grey Mortar: Grey oxide to match stone	Pebble: Rock & Stone (03) 9571 6266	-	Pebble: Required Mortar: Required	
P4		Porecelain Tile Paver - On Pedestal (Fire Egress + Podium Courtyards)	Paving: 600mm x 300mm x 14mm	Paving: Colour: X Beton Dot Finish: Natural	Paving: Rocks On (02) 8303 0100 Pedestals: Elmich (02) 9648 2073	-	Paving: Required	
P5		Pool Tile	20mm x 20mm	Tile: VTC 20.09 GRIP Grout: Off white grout mix to match tile colour	Bisazza Australia (02) 9638 9233	-	Tile: Required Grout: Required	
P6		Pebble Mesh (Water feature floor)	30-40mm Pebbles	Pebble: Colour: River Grey Mortar: Grey oxide to match stone	Pebble: Rock & Stone (03) 9571 6266	-	Pebble: Required Mortar: Required	Refer to detail
PL		Pit Lid For Chiller	4050mm x 2250mm	Infill Pit Lid.	Iplex (1300 047 539)	Required	-	Infill paving alignment to follow adjacent pavement. Set lids to match surrounding pavement to avoid ponding. Service lifting points to be carefully integrated
T1		Tactile Indicators Product Code: STI-SSS	-	Stainless Steel	Sydney Tactile Installations. (04) 3339 9945	-	-	Contractor to ensure compliance with AS1428.4
TD1a		Timber Deck On Pedestal	Decking: 135mm x 19mm Pedestal: Varies	Australian hardwood - Blackbutt Finish: TBC	Pedestals: Elmich (02) 9648 2073	Required	Decking: Required	Decking: Contractor must install in accordance with suppliers details and recommendations. All edge profiles concealed by flush adjacent paving / wall surface. Pedestals: Contractor to install in accordance with suppliers details and recommendations. Contractor to ensure decking at drainage outlets can be temporarily removed to allow for maintainance access.
TD1b		Timber Deck Over Soil Vault	Decking: 135mm x 19mm Pedestal: Varies	Australian hardwood - Blackbutt Finish: TBC	Pedestals: Elmich (02) 9648 2073	Required	Decking: Required	Decking: Contractor must install in accordance with suppliers details and recommendations. All edge profiles concealed by flush adjacent paving / wall surface.
WALLS, FENCES AND GATES								
F1		1.8m Flat Bar Fence + Security Gate (Ground Floor Western Boundary)	1.8m (H). Verticle flat bar steel 70mm x 10mm. Max 100mm spacings	All components: Galvanised steel Colour: AC1 - Refer to L-001 Finish: Powdercoated micaceous iron oxide paint finish.	-	Required	Required	Refer to detail
F2		Glass Pool Fence	1200mm (H)	-	-	Required	Required	
F3		1.8m Flat Bar Fence + Security Gate (Ground Floor Western Boundary)	1.8m (H). Verticle flat bar steel 70mm x 10mm. Max 100mm spacings	All components: Galvanised steel Colour: AC1 - Refer to L-001 Finish: Powdercoated micaceous iron oxide paint finish.	-	Required	Required	
W1		Blockwork Wall (Ground floor - On Structure)	190mm Thick 1800 Height	Colour: AC1 - Refer to L-001 Finish: Rendered Painted	-	-	-	Refer to Detail
W2a		In situ Concrete Wall (Podium)	200mm Thick	Class 2. Honed finish to achieve minimal aggregate exposure to all exposed surfaces	-	-	Required	
W2b		In situ Concrete Wall (Podium)	200mm Thick	Colour : AC1 - Refer to L-001 Finish : Redered and Painted	-	-	Required	
W3a		Water Feature Wall (Oculus + Linear WF)	Wall: 200mm Thick	Hob: Belmondo - Sandblast	Hob: STS STONE (02) 9387 6616	-	-	Refer to Colarc Detail
W3b		Water Feature Wall (Oculus)	Wall: 150mm Thick	Hob: Belmondo - Sandblast	Hob: STS STONE (02) 9387 6616	-	-	Refer to Colarc Detail
W3c		Water Feature Wall (Linear WF Drains)	Wall: 150mm Thick	Hob: Adelaide Black - Polished	Hob: Sam The Paving Man (02) 9642 5666	-	-	Refer to Colarc Detail
W4		Stone Clad Wall	Wall: 220mm Think Cladding: 20mm Thick	Wall: Concrete Cladding: Belmondo - Sandblast	Cladding: STS STONE (02) 9387 6616	-	Required	
STAIRS AND HANDRAILS								
STAIR 20		Pool Stairs	150mm Riser 300mm Tread	Refer to Detail	N/A	Required	-	
HR1		Handrail to stair 20	Max 1m high	316 Stainless Steel	-	Required	Required	
CUSTOM FURNITURE								
BBQ		Bench: Custom Concrete Bench Sink: Pete Evans Alfresco Double Bowl Sink Product: 6660 Mixer: Pete Evans Alfresco Sink Mixer Product Code: PE06SSSA BBQ cook tops: x2 CCO-Electric HCF - E	Bench: 5500mm(l) x 900mm(w) x 900mm(h)	Bench: Precast Concrete. White - High Polised Finish Concrete. Must achieve zero to minimum aggregate exposure Sink: 316 Stainless Steel Mixer: 316 Stainless Steel	Bench: 2 Barrows (or equal) 0423 111 177 Sink: Clark 13 14 16 Mixer: Clark 13 14 16 BBQ Cooktop: Christie Parksafe 1300 135 227	Bench: Required BBQ Cooktop: Required	-	
C1		Custom Bench Seat: (Oculus)	Refer to detail	Precast Concrete	-	Required	Required	
C2		Custom Bench Seat: (Central + North Podium)	Refer to detail	Precast concrete seat with timber battens.	-	Required	Required	
C3		Custom Bench Seat: (Building 1B Rooftop)	Refer to detail	Precast concrete seat with timber battens.	-	Required	Required	

ARCHITECTURAL COLOUR FINISHES		
LANDSCAPE CODE	ARCH ELEMENT	COLOUR SPECIFICATION
AC1	Building Base + Podium Boundary Wall	Dulux 'Terrible Billy'
AC2	Building Fin 'Front'	Dulux 'Cinnamon Sand'

*ALL COLOUR SPECIFICATION TO MATCH ARCHITECT FINISH TO BE CONFIRMED WITH ARCHITECT PRIOR TO FABRICATION/APPLICATION

B 16.03.2020 FOR APPROVAL AR MC
 A 03.06.2019 FOR APPROVAL AR MC

Rev Date Description Drawn Checked



Turf Design Studio: P O Box 419 Cronulla NSW 2230, 95 Kingsway, Cronulla 2230
 Phone (+61 2) 9527 3380, Fax (+61 2) 9527 2307
 Email: sydney@turfdesign.com

Client



Project
EASTLAKES TOWN CENTRE - NORTH SITE

Drawing Title

LEGEND & LANDSCAPE SCHEDULE

Drawing Status

FOR APPROVAL

Scale: @A1 Plot Date 17/03/20 5:46:11 PM

Project No. Drawing No. Revision

1602 S75W-L-001 B

DRAFT NOT FOR CONSTRUCTION

C:\Users\User\Documents\1602_Eastlakes North site - 2017-PRE-VE_sydney@turfdesign.com.rvt

GENERAL NOTES
 1. THIS DRAWING IS COPYRIGHT AND IS THE PROPERTY OF TURF DESIGN STUDIO AND MUST NOT BE USED WITHOUT PERMISSION.
 2. THIS DRAWING IS AN UNCONTROLLED COPY UNLESS STAMPED WITH STATUS. THE CONTRACTOR MUST VERIFY ALL DIMENSIONS AND LEVELS ON SITE AS THIS IS NOT A SHOP DRAWING.
 3. THE CONTRACTOR MUST REFER ANY DISCREPANCIES TO THE SUPERINTENDENTS REPRESENTATIVE BEFORE PROCEEDING WITH THE WORK.
 4. THE CONTRACTOR MUST NOT SCALE FROM THESE DRAWINGS. USE NOMINATED DIMENSIONS AND LEVELS.
 5. THIS DRAWING MUST BE READ IN CONJUNCTION WITH THE TOTAL CONTRACT PACKAGE INCLUDING DRAWINGS AND SPECIFICATIONS OF ALL CONSULTANTS. IF THE CONTRACTOR INTENDS TO UNDERTAKE ANY EXCAVATION WORK, IT IS THE CONTRACTORS RESPONSIBILITY TO CONTACT 1100 - DIAL BEFORE YOU DIG OR WWW.1100.COM.AU

SURVEY INFORMATION
 7. TURF DESIGN STUDIO DO NOT WARRANT THE ACCURACY OF SURVEY INFORMATION.

CODE	SYMBOL	ITEM	DIMENSION	COLOUR + FINISH	SUPPLIER	SHOP DRAWINGS	SAMPLES	NOTES
FURNITURE AND FIXTURES								
		Poolside Table (FS-ST02)	As Supplied	Colour: White	Cosh Living (02) 9317 3011			
BB		Evans Avenue Removable Bollard (BS-F FLAT)	115mm(dia) x 810mm(h) above ground	Stainless 316 No.4 Finish (brushed)	Street Furniture Australia 1300 027 799	Required		Removable in-ground
OS		Outdoor Pool Shower (2281DM) One-handle build-in mixer	As per manufacturer's details	316 Stainless Steel	Vola (04) 402 372 480	Required		
PT1		Planter Pot - 900 Tall U Bowl (ZDU 909090)	900mm Height 900mm Width	Colour: White	Quatro Design (02) 6672 1190		Required	
PT2		Planter Pot - 700 Medium U Bowl (ZDU707070)	700mm Height 700mm Width	Colour: White	Quatro Design (02) 6672 1190		Required	
PT3		Planter Pot - 700 Low U Bowl (ZDU707050)	500mm Height 700mm Width	Colour: White	Quatro Design (02) 6672 1190		Required	
PT4		Planter Pot - 1200 Low U Bowl (ZDU 909090)	900mm Height 900mm Width	Colour: White	Quatro Design (02) 6672 1190		Required	
S1		Sun Lounger (FS-FELO)	As Supplied	Colour: White	Cosh Living (02) 9317 3011			
S2		Lounge seat (BREEZE)	As Supplied	Frame: Black Seat Pad: Black	WGU (1800 181 558)			
S3		Dining Chair (HEE Dining Chair)	As Supplied	Colour: Black	HAY (02 9538 0855)			
S4		Bean Bag Chair (COAST Isla Chair)	As Supplied	Colour: Heritage Granite	Cosh Living (02 9317 3011)			
S5		Bar Stool (HEE Bar Stool)	650mm(H)	Colour: Black	HAY (02 9538 0855)			
SB		Evans Avenue Bin (Civic Bin 240L)	728mm(W) x 1353mm (H) x 850mm(D)	Colour AC1 Refer to L-001	Urban Fountains & Furniture (07) 3382 7372	Required		
SL		I-Swim Portable Swim Lift	640mm(W) x 1245mm (L) x 1510mm(H)	-	Mobility Engineering (02) 9482 4572			
SR		Evans Avenue Bike Rack	Refer to council detail. Reduced length to suit location 340mm(L)	316 Stainless Steel	TBC	Required		
SS		Evans Avenue Bench Seat (VESEA-56-01-90)	1800mm(W) x 835mm (H) x 600mm(D)	Frame: AC1 Refer to L-001 Timber: Australian hardwood - Blackbutt	Mos Urban (02) 9188 3459			Subsurface fixed. Min 100mm cut-in paving around leg supports. Install compressible filler joint at abutment. Footing and fixing detail to manufacturer's specification.
T1		High Table (NEU Table High/ Round Anthracite)	950mm (H)	Colour: Black	HAY (02 9538 0855)			
T2		Dining Table	3400mm(L)	Frame: Lava Table top: Ceramic 6mm - quartz (64 - CEQ)	Cosh Living (02) 9317 3011			
T3		Low Table (Montego Outdoor Coffee Table)	900mm x 900mm x 360mm (H)	Colour : Charcoal	Coco Republic (1300 000 220)			
SOFTWORKS								
-		Proposed Tree						Refer to details. Refer to planting schedules for quantity
-		New Planting						Refer to details. Refer to planting schedules for quantity
-		Existing Tree			Existing trees number correlate to Arborist report. Refer to Arborist report for TPZ.			
LIGHTING								
BL1		Brick Light	-	-				Refer to Electrical engineer's drawings & specification
DL1		Down Light	-	-				Refer to Electrical engineer's drawings & specification
IL1		Floor Light	-	-				Refer to Electrical engineer's drawings & specification
L1		Street Light	-	-				Refer to Electrical engineer's drawings & specification
UL1		Up Light	-	-				Refer to Electrical engineer's drawings & specification
WL1		Wall Light	-	-				Refer to Electrical engineer's drawings & specification
WL2		Wall Light	-	-				Refer to Electrical engineer's drawings & specification
DRAINAGE AND SERVICES								
Irrigation		Subsurface Drip Irrigation	-	-				Contractor must supply and install irrigation to all planting areas. Refer to Irrigation designer's documentation for information
HC		Hose Cocks	-	-				
GD		Grated Drain	Refer to Hydraulic Engineer's specification	-				
EW		Existing Services - Water	-	-				
ET		Existing Services - Telstra	-	-				
ES		Existing Services - Sewer	-	-				
EG		Existing Services - Gas	-	-				
EE		Existing Services - Electrical	-	-				
PP		Existing Power Pole	-	-				
EGD		Existing Grated Drain	-	-				

B 16.03.2020 FOR APPROVAL AR MC
 A 03.06.2019 FOR APPROVAL AR MC

Rev Date Description Drawn Checked



Turf Design Studio: P O Box 419 Cronulla NSW 2230, 95 Kingsway, Cronulla 2230
 Phone (+61 2) 9527 3380, Fax (+61 2) 9527 2307
 Email: sydney@turfdesign.com

Client



Project
EASTLAKES TOWN CENTRE - NORTH SITE

Drawing Title
LEGEND & LANDSCAPE SCHEDULE

Drawing Status

FOR APPROVAL

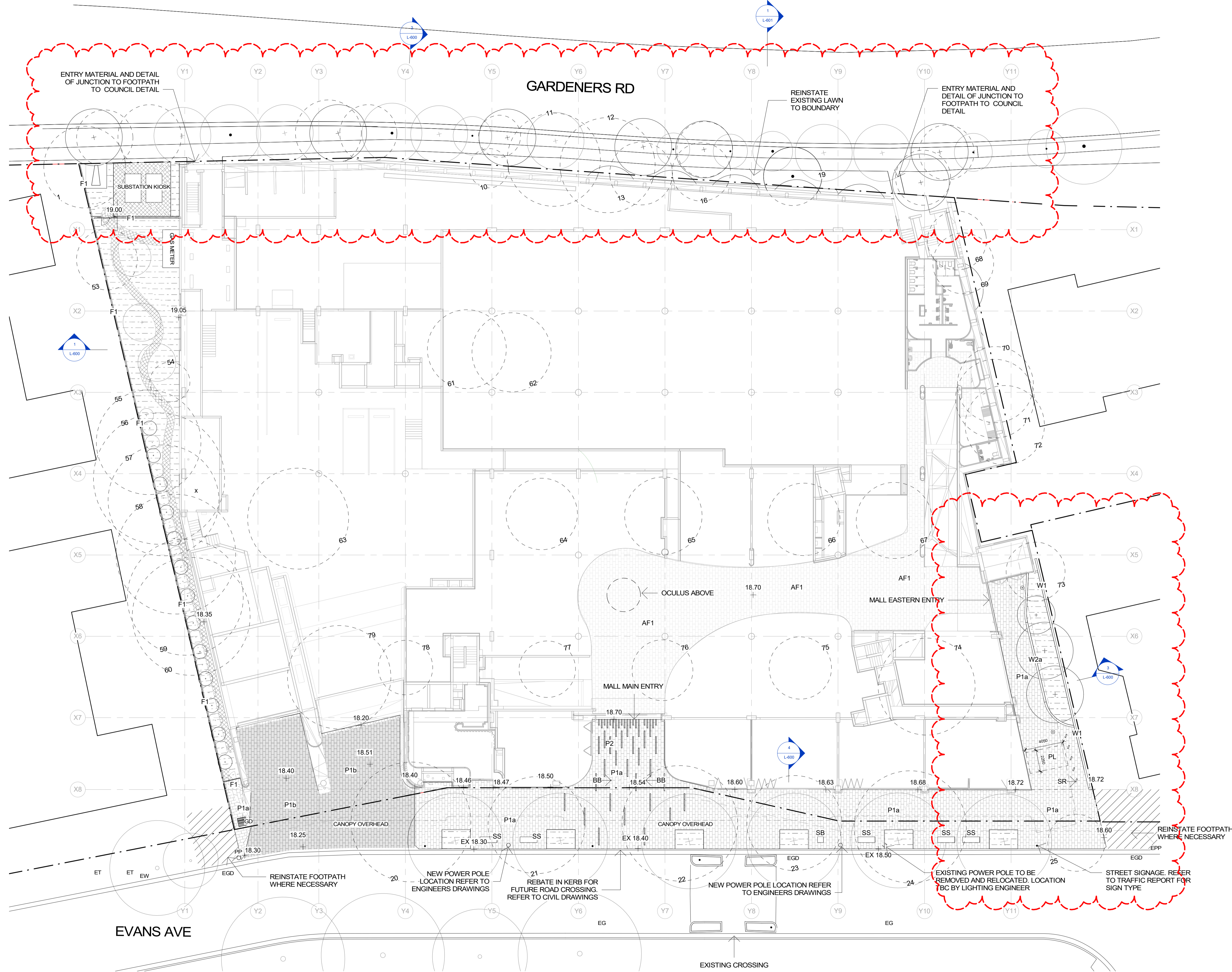
Scale: @A1 Plot Date 17/03/2020 12:00:32 PM

Project No. Drawing No. Revision

1602 S75W-L-002 B

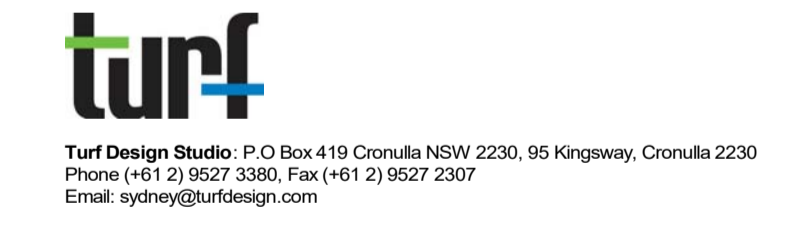
DRAFT NOT FOR CONSTRUCTION

- GENERAL NOTES
- THIS DRAWING IS COPYRIGHT AND IS THE PROPERTY OF TURF DESIGN STUDIO AND MUST NOT BE USED WITHOUT PERMISSION.
 - THIS DRAWING IS AN UNCONTROLLED COPY UNLESS STAMPED WITH STATUS. THE CONTRACTOR MUST VERIFY ALL DIMENSIONS AND LEVELS ON SITE AS THIS IS NOT A SHOP DRAWING.
 - THE CONTRACTOR MUST REFER ANY DISCREPANCIES TO THE SUPERINTENDENT REPRESENTATIVE BEFORE PROCEEDING WITH THE WORK.
 - THE CONTRACTOR MUST NOT SCALE FROM THESE DRAWINGS. USE NOMINATED DIMENSIONS AND LEVELS.
 - THIS DRAWING MUST BE READ IN CONJUNCTION WITH THE TOTAL CONTRACT PACKAGE INCLUDING DRAWINGS AND SPECIFICATIONS OF ALL CONSULTANTS. IF THE CONTRACTOR INTENDS TO UNDERTAKE ANY EXCAVATION WORK, IT IS THE CONTRACTOR'S RESPONSIBILITY TO CONTACT 1100 - DIAL BEFORE YOU DIG OR WWW.1100.COM.AU
 - SURVEY INFORMATION
 - TURF DESIGN STUDIO DO NOT WARRANT THE ACCURACY OF SURVEY INFORMATION.



B 16.03.2020 FOR APPROVAL AR MC
A 03.06.2019 FOR APPROVAL AR MC

Rev	Date	Description	Drawn	Checked
4				



Project
EASTLAKES TOWN CENTRE - NORTH SITE

Drawing Title
GENERAL ARRANGEMENT - PUBLIC DOMAIN

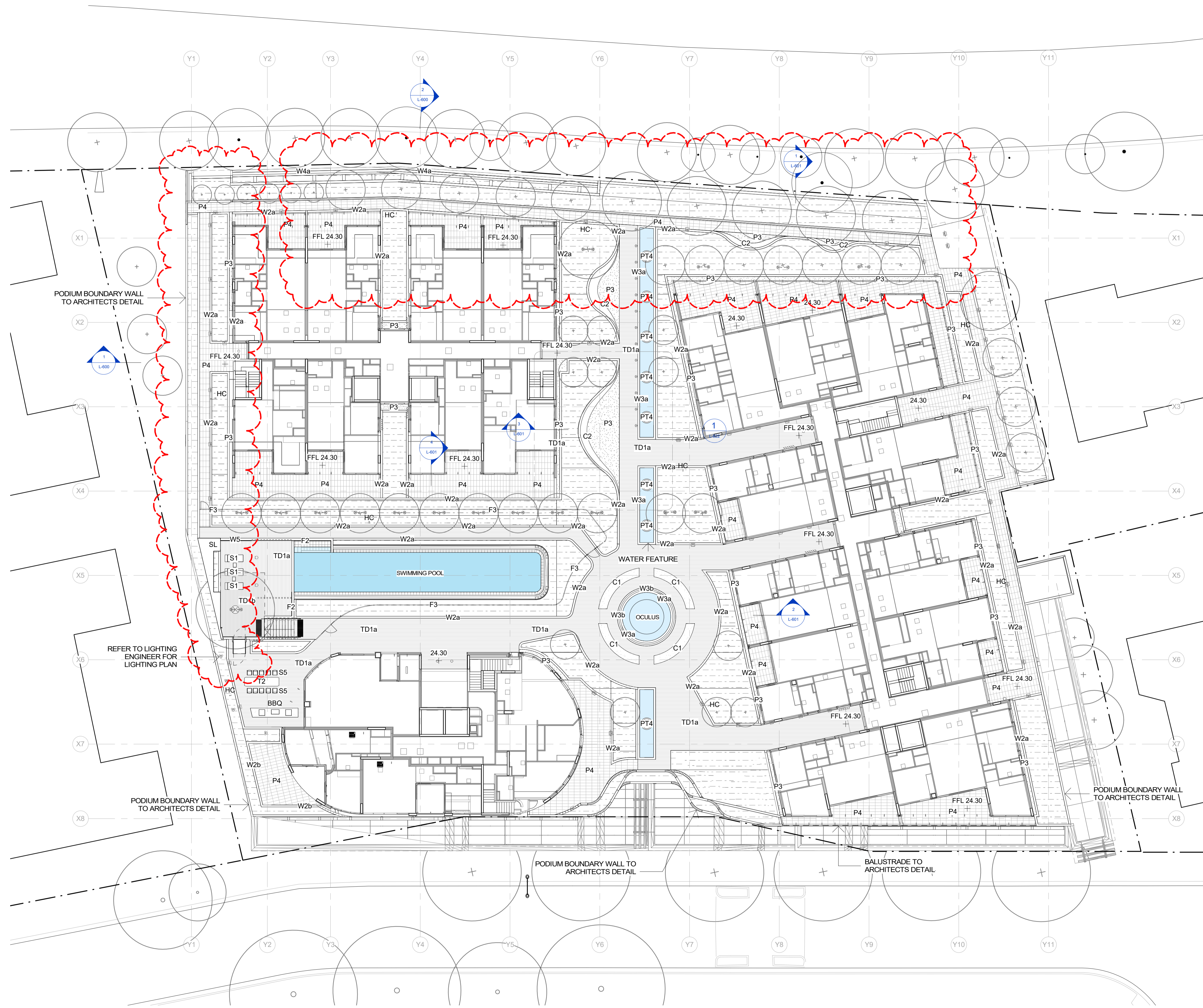
Drawing Status
FOR APPROVAL

Scale: 1:200 @ A1 Plot Date: 17/03/2020 12:00:59 PM

Project No.	Drawing No.	Revision
1602	S75W-L-200	B

DRAFT NOT FOR CONSTRUCTION

- GENERAL NOTES
1. THIS DRAWING IS COPYRIGHT AND IS THE PROPERTY OF TURF DESIGN STUDIO AND MUST NOT BE USED WITHOUT PERMISSION.
 2. THIS DRAWING IS AN UNCONTROLLED COPY UNLESS STAMPED WITH STATUS. THE CONTRACTOR MUST VERIFY ALL DIMENSIONS AND LEVELS ON SITE AS THIS IS NOT A SHOP DRAWING.
 3. THE CONTRACTOR MUST REFER ANY DISCREPANCIES TO THE SUPERINTENDENTS REPRESENTATIVE BEFORE PROCEEDING WITH THE WORK.
 4. THE CONTRACTOR MUST NOT SCALE FROM THESE DRAWINGS. USE NOMINATED DIMENSIONS AND LEVELS.
 5. THIS DRAWING MUST BE READ IN CONJUNCTION WITH THE TOTAL CONTRACT PACKAGE INCLUDING DRAWINGS AND SPECIFICATIONS OF ALL CONSULTANTS. IF THE CONTRACTOR INTENDS TO UNDERTAKE ANY EXCAVATION WORK, IT IS THE CONTRACTOR'S RESPONSIBILITY TO CONTACT 1100 - DIAL BEFORE YOU DIG OR WWW.1100.COM.AU
- SURVEY INFORMATION
7. TURF DESIGN STUDIO DO NOT WARRANT THE ACCURACY OF SURVEY INFORMATION.



B 16.03.2020 FOR APPROVAL AR MC
 A 03.06.2019 FOR APPROVAL AR MC

Rev	Date	Description	Drawn	Checked



Turf Design Studio | P O Box 419 Cronulla NSW 2230, 95 Kingsway, Cronulla 2230
 Phone (+61 2) 9527 3380, Fax (+61 2) 9527 2307
 Email: sydney@turfdesign.com



Project
EASTLAKES TOWN CENTRE - NORTH SITE

Drawing Title
GENERAL ARRANGEMENT - PODIUM

Drawing Status
FOR APPROVAL

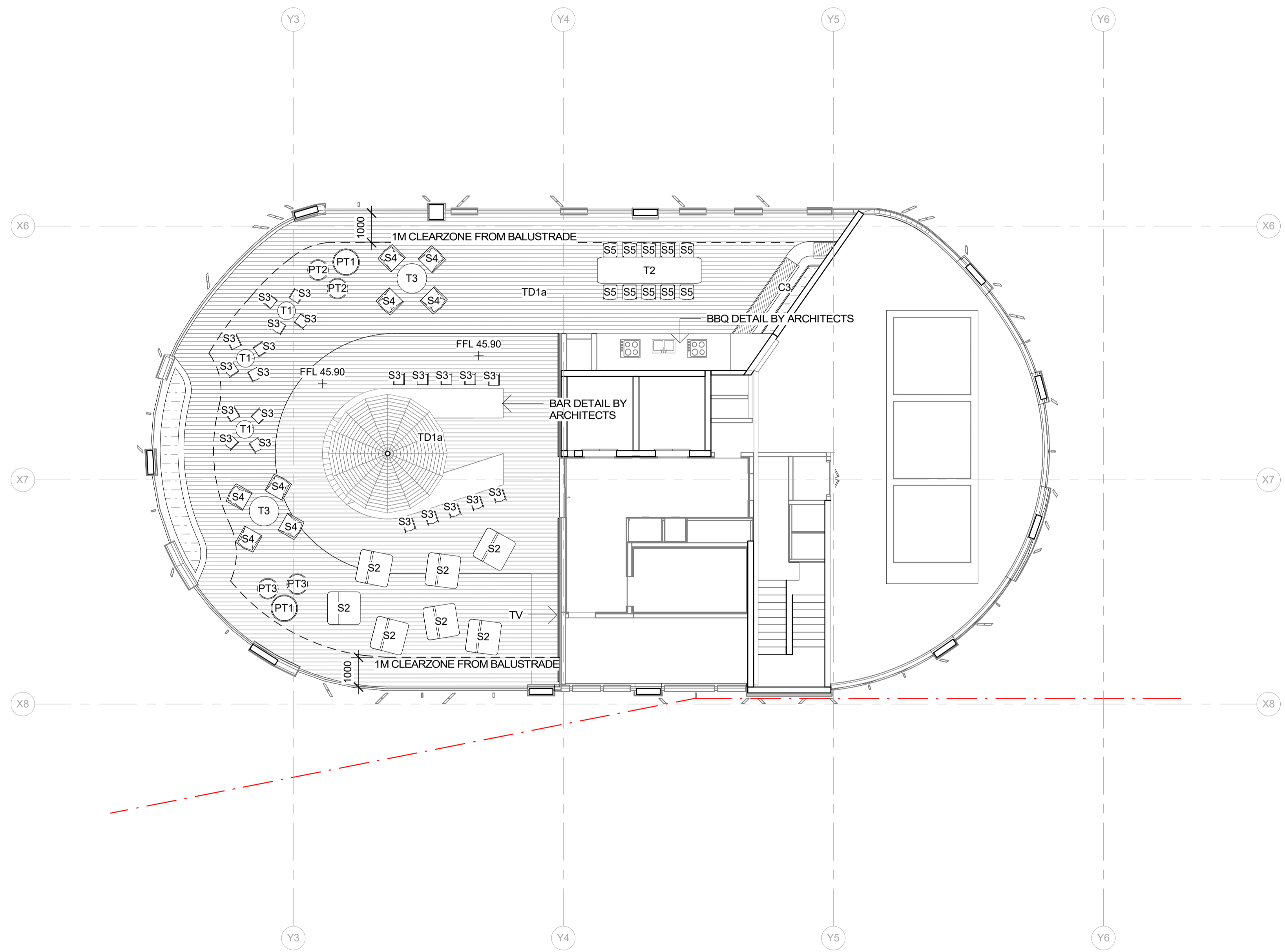
Scale: 1 : 200 @A1 Plot Date 17/03/2020 12:01:26 PM

Project No.	Drawing No.	Revision
1602	S75W-L-210	B

DRAFT NOT FOR CONSTRUCTION

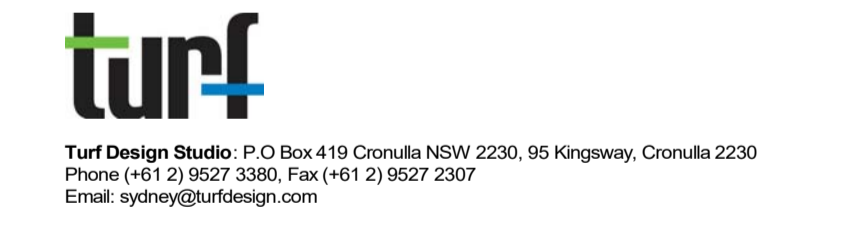
C:\Users\turf\Documents\1602_Eastlakes North site - 2017-PRE_VE_sydney@turfdesign.com.rvt

GENERAL NOTES
 1. THIS DRAWING IS COPYRIGHT AND IS THE PROPERTY OF TURF DESIGN STUDIO AND MUST NOT BE USED WITHOUT PERMISSION.
 2. THIS DRAWING IS AN UNCONTROLLED COPY UNLESS STAMPED WITH STATUS. THE CONTRACTOR MUST VERIFY ALL DIMENSIONS AND LEVELS ON SITE AS THIS IS NOT A SHOP DRAWING.
 3. THE CONTRACTOR MUST REFER ANY DISCREPANCIES TO THE SUPERINTENDENT REPRESENTATIVE BEFORE PROCEEDING WITH THE WORK.
 4. THE CONTRACTOR MUST NOT SCALE FROM THESE DRAWINGS. USE NOMINATED DIMENSIONS AND LEVELS.
 5. THIS DRAWING MUST BE READ IN CONJUNCTION WITH THE TOTAL CONTRACT PACKAGE INCLUDING DRAWINGS AND SPECIFICATIONS OF ALL CONSULTANTS.
 6. IF THE CONTRACTOR INTENDS TO UNDERTAKE ANY EXCAVATION WORK, IT IS THE CONTRACTOR'S RESPONSIBILITY TO CONTACT 1100 - DIAL BEFORE YOU DIG OR WWW.1100.COM.AU
 SURVEY INFORMATION
 7. TURF DESIGN STUDIO DO NOT WARRANT THE ACCURACY OF SURVEY INFORMATION.



B 16.03.2020 FOR APPROVAL AR MC
 A 03.06.2019 FOR APPROVAL AR MC

Rev	Date	Description	Drawn	Checked
B	16.03.2020	FOR APPROVAL	AR	MC
A	03.06.2019	FOR APPROVAL	AR	MC



Client
EASTLAKES TOWN CENTRE - NORTH SITE

Drawing Title
GENERAL ARRANGEMENT - BUILDING 1B ROOFTOP

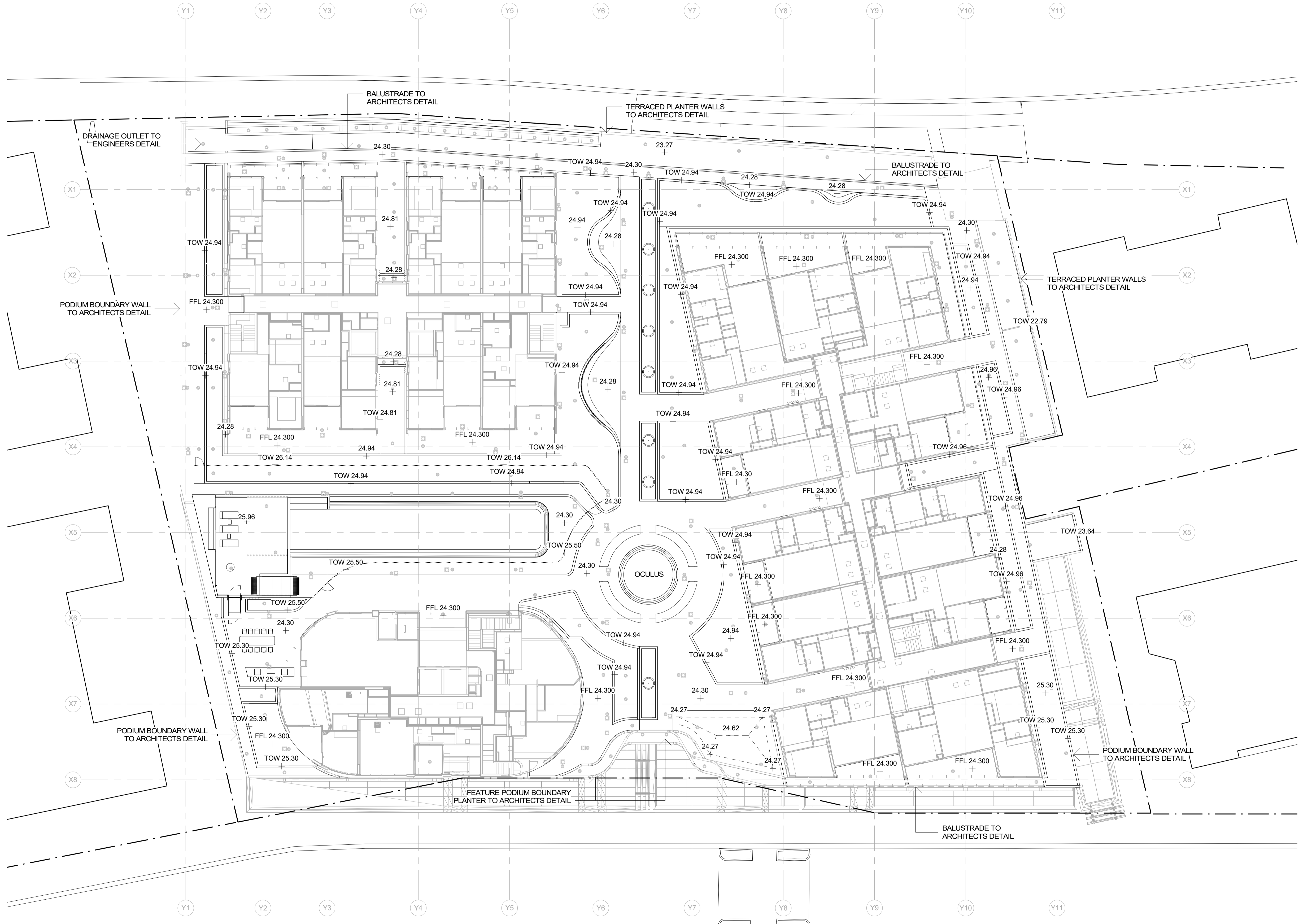
Drawing Status
FOR APPROVAL

Scale: 1:100 @A1 Plot Date 17/03/2020 12:01:32 PM

Project No.	Drawing No.	Revision
1602	S75W-L-220	B

DRAFT NOT FOR CONSTRUCTION

- GENERAL NOTES
- THIS DRAWING IS COPYRIGHT AND IS THE PROPERTY OF TURF DESIGN STUDIO AND MUST NOT BE USED WITHOUT PERMISSION.
 - THIS DRAWING IS AN UNCONTROLLED COPY UNLESS STAMPED WITH STATUS. THE CONTRACTOR MUST VERIFY ALL DIMENSIONS AND LEVELS ON SITE AS THIS IS NOT A SHOP DRAWING.
 - THE CONTRACTOR MUST REFER ANY DISCREPANCIES TO THE SUPERINTENDENT REPRESENTATIVE BEFORE PROCEEDING WITH THE WORK.
 - THE CONTRACTOR MUST NOT SCALE FROM THESE DRAWINGS. USE NOMINATED DIMENSIONS AND LEVELS.
 - THIS DRAWING MUST BE READ IN CONJUNCTION WITH THE TOTAL CONTRACT PACKAGE INCLUDING DRAWINGS AND SPECIFICATIONS OF ALL CONSULTANTS. IF THE CONTRACTOR INTENDS TO UNDERTAKE ANY EXCAVATION WORK, IT IS THE CONTRACTOR'S RESPONSIBILITY TO CONTACT 1100 - DIAL BEFORE YOU DIG OR WWW.1100.COM.AU
 - SURVEY INFORMATION
 - TURF DESIGN STUDIO DO NOT WARRANT THE ACCURACY OF SURVEY INFORMATION.



B 16.03.2020 FOR APPROVAL AR MC
A 03.06.2019 FOR APPROVAL AR MC

Rev	Date	Description	Drawn	Checked

turf
Turf Design Studio | P O Box 419 Cronulla NSW 2230, 95 Kingsway, Cronulla 2230
Phone (+61 2) 9527 3380, Fax (+61 2) 9527 2307
Email: sydney@turfdesign.com

Client
CrownGroup

Project
EASTLAKES TOWN CENTRE - NORTH SITE

Drawing Title
LEVELS AND DRAINAGE - PODIUM

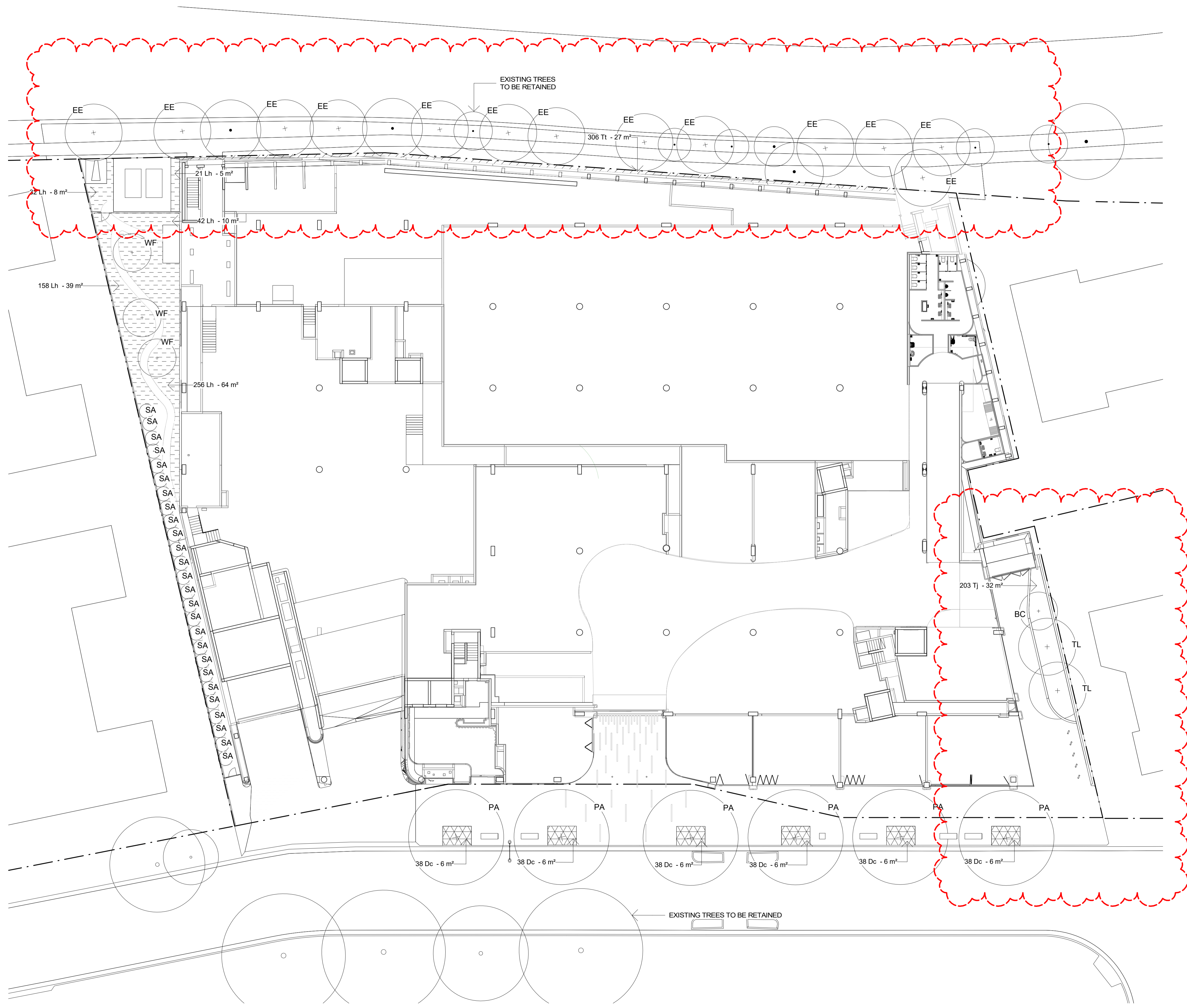
Drawing Status
FOR APPROVAL

Scale: 1:200 @ A1 Plot Date: 17/03/2020 12:01:50 PM

Project No.	Drawing No.	Revision
1602	S75W-L-310	B

DRAFT NOT FOR CONSTRUCTION

- GENERAL NOTES
- THIS DRAWING IS COPYRIGHT AND IS THE PROPERTY OF TURF DESIGN STUDIO AND MUST NOT BE USED WITHOUT PERMISSION.
 - THIS DRAWING IS AN UNCONTROLLED COPY UNLESS STAMPED WITH STATUS. THE CONTRACTOR MUST VERIFY ALL DIMENSIONS AND LEVELS ON SITE AS THIS IS NOT A SHOP DRAWING.
 - THE CONTRACTOR MUST REFER ANY DISCREPANCIES TO THE SUPERINTENDENTS REPRESENTATIVE BEFORE PROCEEDING WITH THE WORK.
 - THE CONTRACTOR MUST NOT SCALE FROM THESE DRAWINGS. USE NOMINATED DIMENSIONS AND LEVELS.
 - THIS DRAWING MUST BE READ IN CONJUNCTION WITH THE TOTAL CONTRACT PACKAGE INCLUDING DRAWINGS AND SPECIFICATIONS OF ALL CONSULTANTS. IF THE CONTRACTOR INTENDS TO UNDERTAKE ANY EXCAVATION WORK, IT IS THE CONTRACTOR'S RESPONSIBILITY TO CONTACT 1100 - DIAL BEFORE YOU DIG OR WWW.1100.COM.AU
 - SURVEY INFORMATION
 - TURF DESIGN STUDIO DO NOT WARRANT THE ACCURACY OF SURVEY INFORMATION.



B	16.03.2020 FOR APPROVAL	AR	MC
A	03.06.2019 FOR APPROVAL	AR	MC

Rev	Date	Description	Drawn	Checked
-----	------	-------------	-------	---------

turf
Turf Design Studio | P O Box 419 Cronulla NSW 2230, 95 Kingsway, Cronulla 2230
Phone (+61 2) 9527 3380, Fax (+61 2) 9527 2307
Email: sydney@turfdesign.com

Client
CrownGroup

Project
EASTLAKES TOWN CENTRE - NORTH SITE

Drawing Title
PLANTING PLAN - PUBLIC DOMAIN

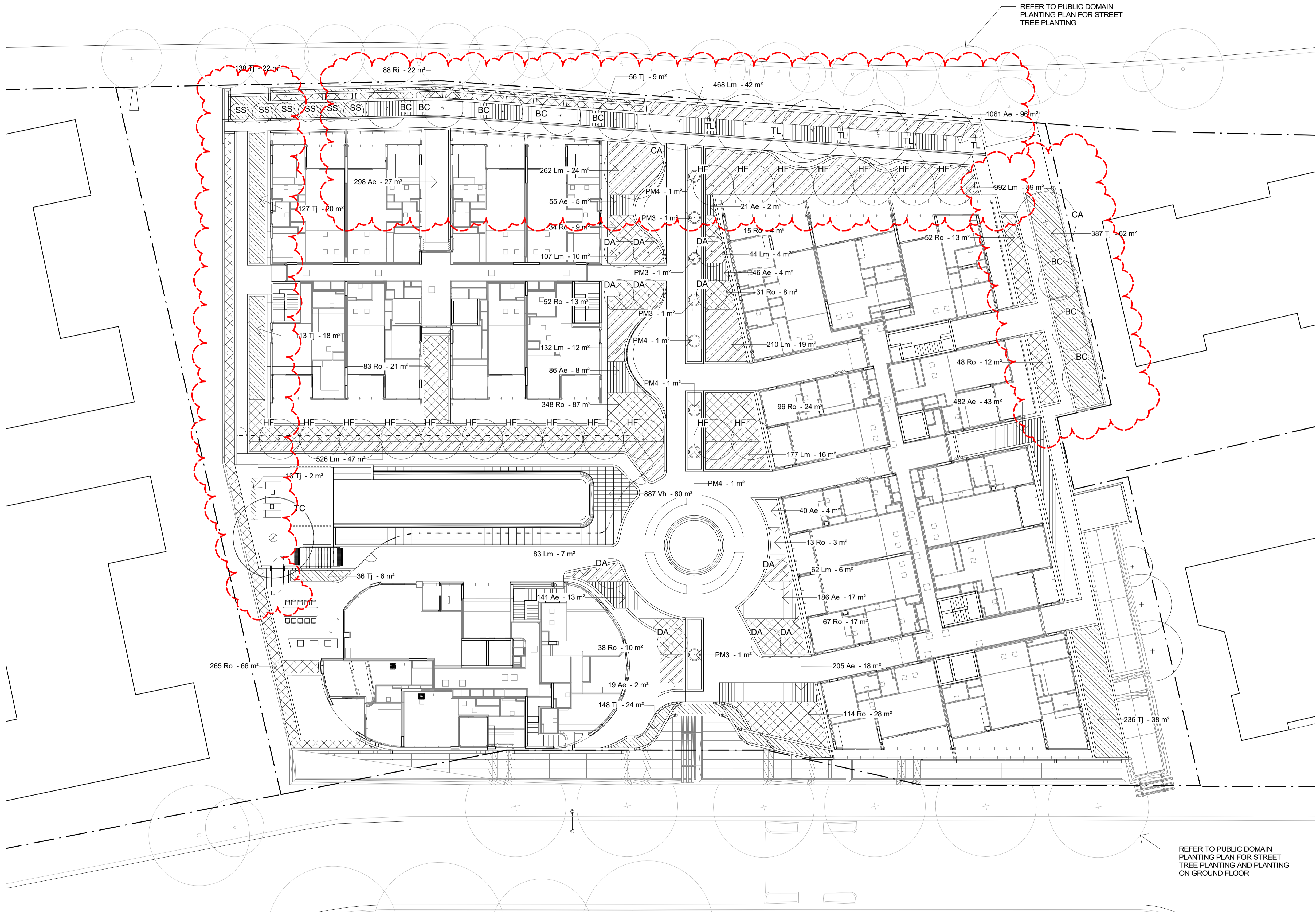
Drawing Status
FOR APPROVAL

Scale:	1 : 200 @A1	Plot Date:	17/03/2020 12:02:16 PM
--------	-------------	------------	------------------------

Project No.	1602	Drawing No.	S75W-L-500	Revision	B
-------------	------	-------------	------------	----------	---

DRAFT NOT FOR CONSTRUCTION

- GENERAL NOTES
- THIS DRAWING IS COPYRIGHT AND IS THE PROPERTY OF TURF DESIGN STUDIO AND MUST NOT BE USED WITHOUT PERMISSION.
 - THIS DRAWING IS AN UNCONTROLLED COPY UNLESS STAMPED WITH STATUS. THE CONTRACTOR MUST VERIFY ALL DIMENSIONS AND LEVELS ON SITE AS THIS IS NOT A SHOP DRAWING.
 - THE CONTRACTOR MUST REFER ANY DISCREPANCIES TO THE SUPERINTENDENTS REPRESENTATIVE BEFORE PROCEEDING WITH THE WORK.
 - THE CONTRACTOR MUST NOT SCALE FROM THESE DRAWINGS. USE NOMINATED DIMENSIONS AND LEVELS.
 - THIS DRAWING MUST BE READ IN CONJUNCTION WITH THE TOTAL CONTRACT PACKAGE INCLUDING DRAWINGS AND SPECIFICATIONS OF ALL CONSULTANTS. IF THE CONTRACTOR INTENDS TO UNDERTAKE ANY EXCAVATION WORK, IT IS THE CONTRACTOR'S RESPONSIBILITY TO CONTACT 1100 DIAL BEFORE YOU DIG OR WWW.1100.COM.AU
- SURVEY INFORMATION
- TURF DESIGN STUDIO DO NOT WARRANT THE ACCURACY OF SURVEY INFORMATION.



B 16.03.2020 FOR APPROVAL AR MC
A 03.06.2019 FOR APPROVAL AR MC

Rev	Date	Description	Drawn	Checked

turf
Turf Design Studio | P O Box 419 Cronulla NSW 2230, 95 Kingsway, Cronulla 2230
Phone (+61 2) 9527 3380, Fax (+61 2) 9527 2307
Email: sydney@turfdesign.com

Client
CrownGroup

Project
EASTLAKES TOWN CENTRE - NORTH SITE

Drawing Title
PLANTING PLAN - PODIUM

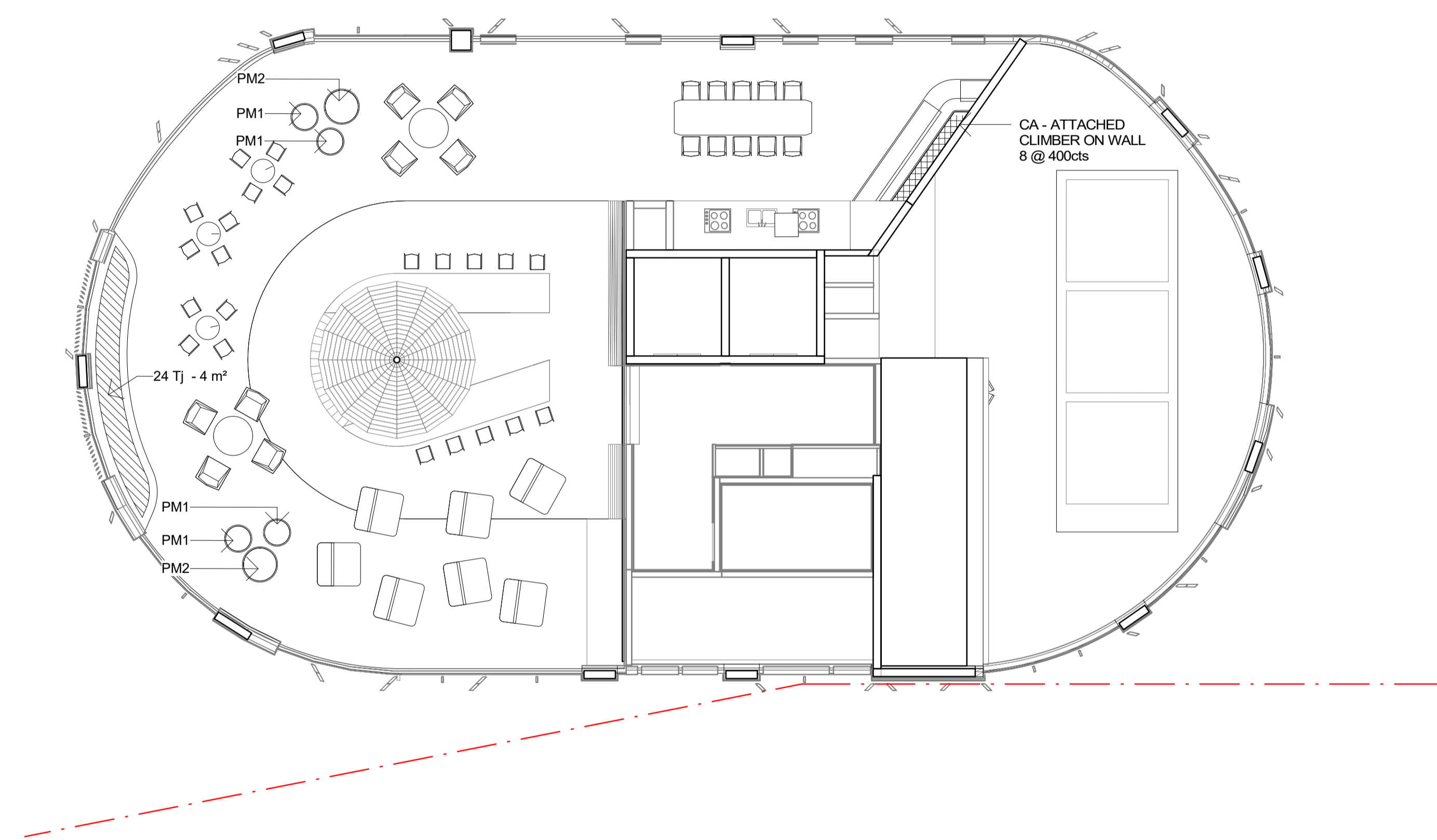
Drawing Status
FOR APPROVAL

Scale: 1 : 200 @A1 Plot Date 17/03/2020 12:02:49 PM

Project No.	Drawing No.	Revision
1602	S75W-L-510	B

DRAFT NOT FOR CONSTRUCTION

- GENERAL NOTES
1. THIS DRAWING IS COPYRIGHT AND IS THE PROPERTY OF TURF DESIGN STUDIO AND MUST NOT BE USED WITHOUT PERMISSION.
 2. THIS DRAWING IS AN UNCONTROLLED COPY UNLESS STAMPED WITH STATUS. THE CONTRACTOR MUST VERIFY ALL DIMENSIONS AND LEVELS ON SITE AS THIS IS NOT A SHOP DRAWING.
 3. THE CONTRACTOR MUST REFER ANY DISCREPANCIES TO THE SUPERINTENDENT REPRESENTATIVE BEFORE PROCEEDING WITH THE WORK.
 4. THE CONTRACTOR MUST NOT SCALE FROM THESE DRAWINGS. USE NOMINATED DIMENSIONS AND LEVELS.
 5. THIS DRAWING MUST BE READ IN CONJUNCTION WITH THE TOTAL CONTRACT PACKAGE INCLUDING DRAWINGS AND SPECIFICATIONS OF ALL CONSULTANTS.
 6. IF THE CONTRACTOR INTENDS TO UNDERTAKE ANY EXCAVATION WORK, IT IS THE CONTRACTOR'S RESPONSIBILITY TO CONTACT 1100-DIAL BEFORE YOU DIG OR WWW.1100.COM.AU
- SURVEY INFORMATION
7. TURF DESIGN STUDIO DO NOT WARRANT THE ACCURACY OF SURVEY INFORMATION.



B	16.03.2020	FOR APPROVAL	AR	MC
A	03.06.2019	FOR APPROVAL	AR	MC

Rev	Date	Description	Drawn	Checked
-----	------	-------------	-------	---------

Turf Design Studio · P.O. Box 419 Cronulla NSW 2230, 95 Kingsway, Cronulla 2230
 Phone (+61 2) 9527 3380, Fax (+61 2) 9527 2307
 Email: sydney@turfdesign.com

Client

Project
EASTLAKES TOWN CENTRE - NORTH SITE

Drawing Title
PLANTING PLAN - BUILDING 1B ROOFTOP

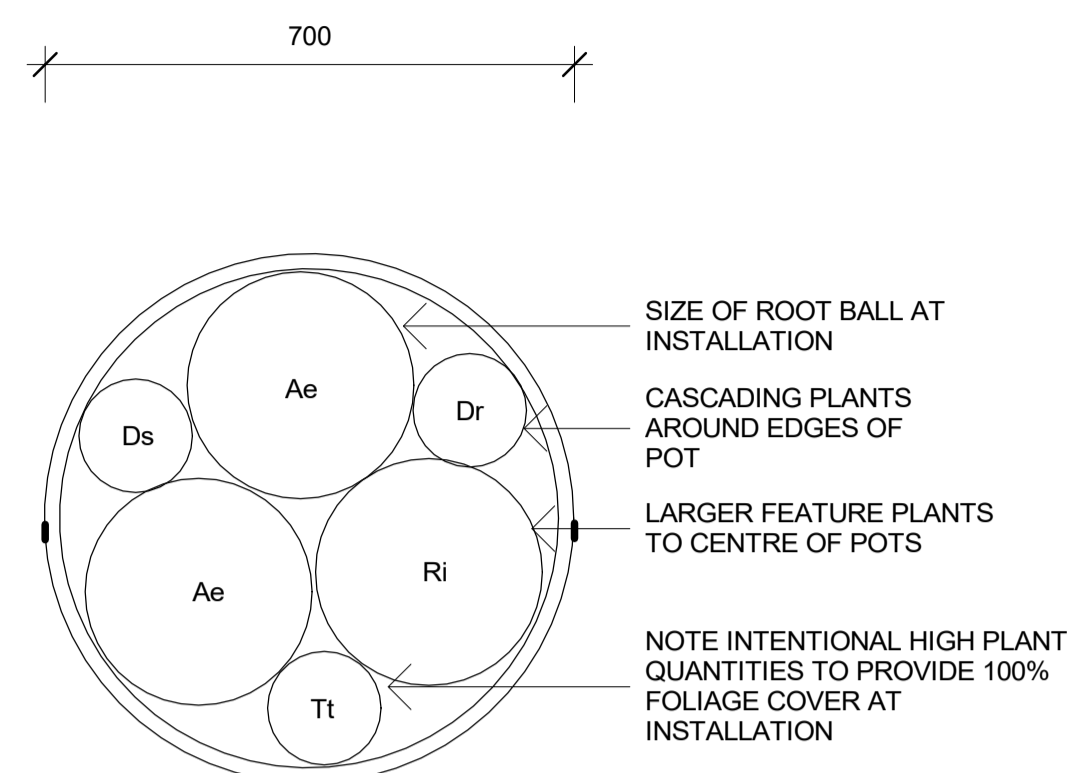
Drawing Status
FOR APPROVAL

Scale:	1 : 100 @A1	Plot Date:	17/03/2020 12:02:59 PM
--------	-------------	------------	------------------------

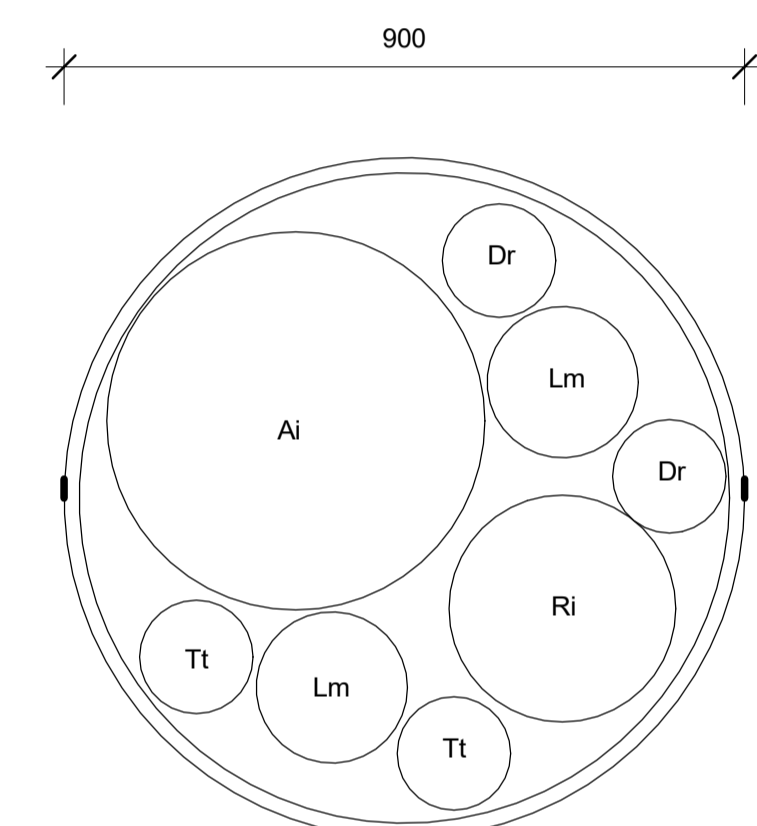
Project No.	Drawing No.	Revision
1602	S75W-L-520	B

DRAFT NOT FOR CONSTRUCTION

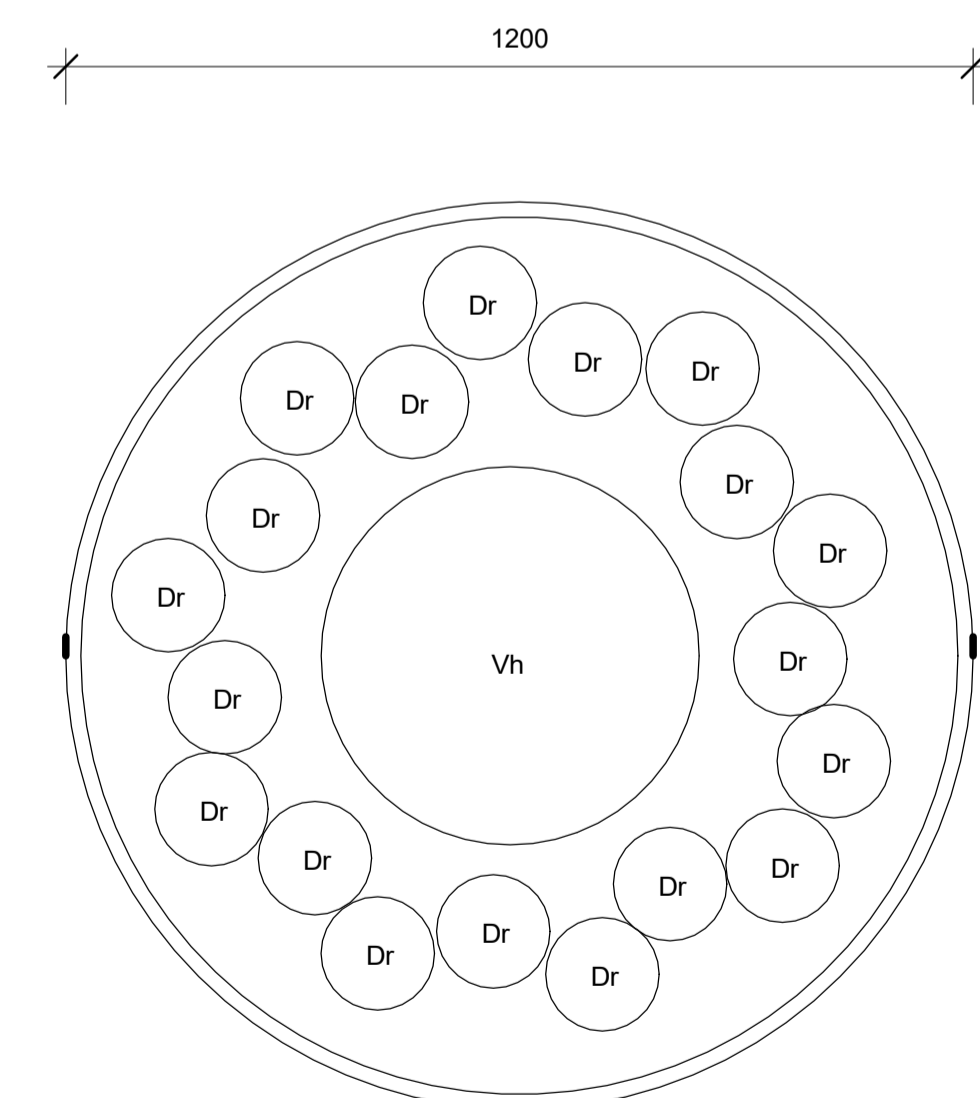
- GENERAL NOTES
- THIS DRAWING IS COPYRIGHT AND IS THE PROPERTY OF TURF DESIGN STUDIO AND MUST NOT BE USED WITHOUT PERMISSION.
 - THIS DRAWING IS AN UNCONTROLLED COPY UNLESS STAMPED WITH STATUS. THE CONTRACTOR MUST VERIFY ALL DIMENSIONS AND LEVELS ON SITE AS THIS IS NOT A SHOP DRAWING.
 - THE CONTRACTOR MUST REFER ANY DISCREPANCIES TO THE SUPERINTENDENTS REPRESENTATIVE BEFORE PROCEEDING WITH THE WORK.
 - THE CONTRACTOR MUST NOT SCALE FROM THESE DRAWINGS. USE NOMINATED DIMENSIONS AND LEVELS.
 - THIS DRAWING MUST BE READ IN CONJUNCTION WITH THE TOTAL CONTRACT PACKAGE INCLUDING DRAWINGS AND SPECIFICATIONS OF ALL CONSULTANTS. IF THE CONTRACTOR INTENDS TO UNDERTAKE ANY EXCAVATION WORK, IT IS THE CONTRACTORS RESPONSIBILITY TO CONTACT 1100 - DIAL BEFORE YOU DIG OR WWW.1100.COM.AU
- SURVEY INFORMATION
- TURF DESIGN STUDIO DO NOT WARRANT THE ACCURACY OF SURVEY INFORMATION.



1 PM1 - PLANTING MIX 1 POT DETAIL
1 : 10



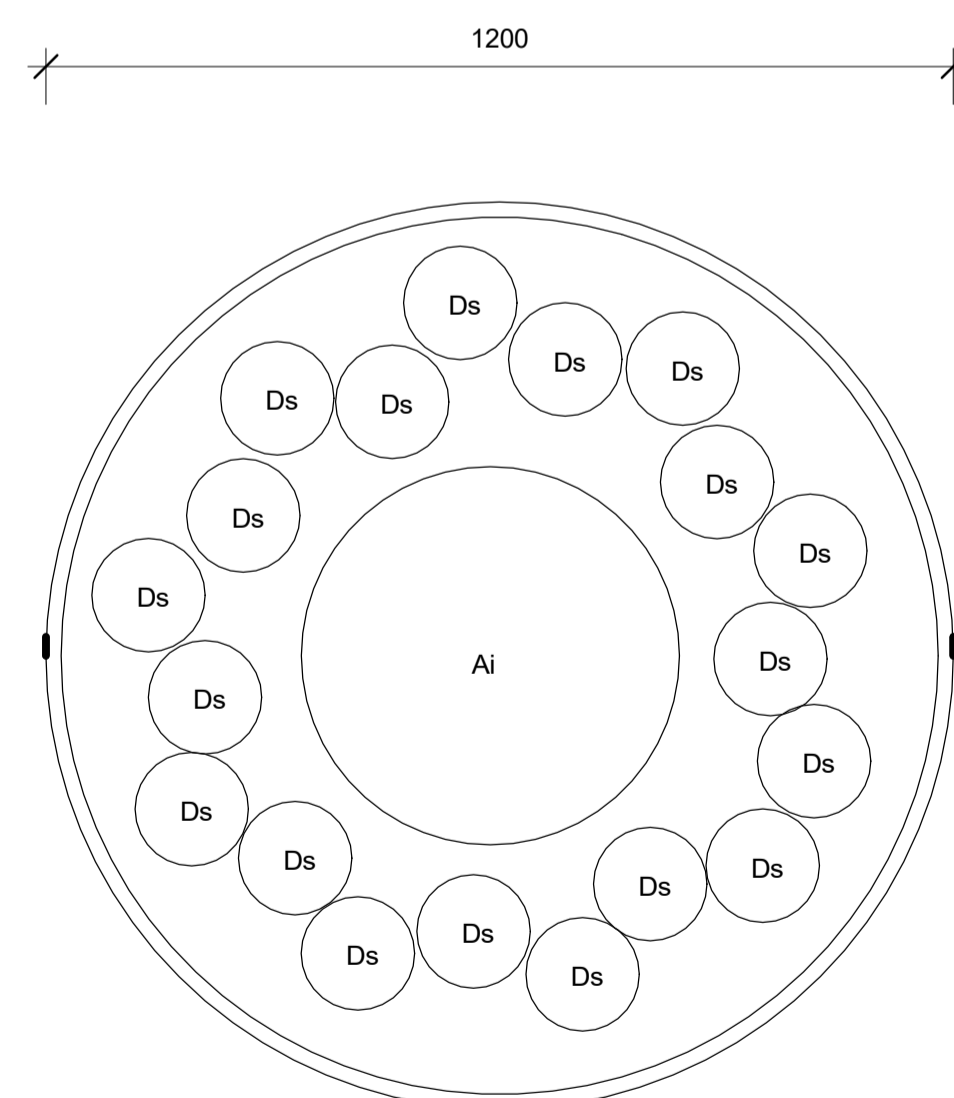
2 PM2 - PLANTING MIX 2 POT DETAIL PLAN
1 : 10



3 PM3 - PLANTING MIX 3 POT DETAIL PLAN
1 : 10

PROPOSED PLANTING SCHEDULE							
CODE	BOTANICAL NAME	COMMON NAME	HEIGHT AT INSTALL	MATURE HEIGHT	CENTRES	POT SIZE	QUANTITY
TREE SPECIES							
BC	Backhousia citriodora	Lemon myrtle	3m	5m	As Shown	400L	9
CA	Cupaniopsis anacardioides	Tuckeroo	4-5m	12m	As Shown	1000L	2
DA	Diploglottis australis	Native tamarind	6m	8m	As Shown	400L	11
EE	Elaeocarpus eumundi	Eumundi Quandong	3m	10m	As Shown	200L	13
HF	Hymenosporum flavum	Native Frangipani	3m	8m	As Shown	400L	19
PA	Plantanus acerifolia	London Plane	3m	15-20m	As Shown	400L	6
SA	Syzygium australe 'Pinnacle'	Lilly Pilly	2m	3m	As Shown	100L	26
SS	Syzygium australe 'Aussie southern'	Lilly Pilly	2m	3m	As Shown	100L	6
TC	Toona ciliata	Red Cedar	5m-8m	18m	As Shown	1000L	1
TL	Tristaniopsis laurina	Kanooka Gum	4-5m	10m	As Shown	1000L	7
WF	Waterhousia floribunda "Sweeper"	Weeping Lilly Pilly	3m	8m	As Shown	400L	3

SHRUBS, GROUNDCOVERS AND CLIMBERS									
CODE	SPECIES	COMMON NAME	HEIGHT AT INSTALL	MATURE HEIGHT	CENTRES(mm)	POT SIZE	QUANTITY	TOTAL AREA	
Ae	Aspidistra elatior 'Variegata'	Cast-iron-plant	300mm	600mm	300	200mm	2640	238 m ²	
Cn	Cissus antarctica	Kangaroo Vine	300mm	3m	As Shown	200mm			
Dc	Dianella caerulea 'Little Jess'	'Little Jess' Dianella	300mm	500mm	400	200mm	225	36 m ²	
Lh	Lomandra hystrix	Green matt-rush	300mm	1m	500	200mm	509	127 m ²	
Lm	Lirope muscari	Lillyturf	300mm	500mm	300	200mm	3135	282 m ²	
PM1	2x Ae - Aspidistra elatior 'Variegata' 1x Ri - Rhipiolepis indica 'Oriental Pearl' 1x Dr - Dichondra repens 1x Ds - Dichondra 'Silver falls' 1x Tt - Trachelospermum jasminoides 'Tricolour'		-	-	Refer to detail plan	Ae: 200mm Ri: 300mm Dr: 150mm Ds: 150mm Tt: 150mm		1 m ²	
PM2	1x Ai - Alcantaria imperialis 'Rubra' 1x Ri - Rhipiolepis indica 'Oriental Pearl' 2x Lm - Lirope muscari 2x Dr - Dichondra repens 2x Tt - Trachelospermum jasminoides 'Tricolour'		-	-	Refer to detail plan	Ai: 500mm Ri: 300mm Lm: 200mm Dr: 150mm Tt: 150mm		1 m ²	
PM3	1x Ai - Alcantaria imperialis 19x Dr - Dichondra repens		-	-	Refer to detail plan			3 m ²	
PM4	1x Ai - Alcantaria imperialis 19x Ds - Dichondra 'Silver falls'		-	-	Refer to detail plan			3 m ²	
Ri	Rhipiolepis indica	Indian Hawthorn	600mm	2m	500	300mm	88	22 m ²	
Ro	Rhipiolepis indica 'Oriental Pearl'	Oriental pearl indian hawthorn	600mm	1m	500	300mm	1258	315 m ²	
Tj	Trachelospermum jasminoides	Star Jasmine	300mm	2m	400	200mm	1480	237 m ²	
Tt	Trachelospermum jasminoides 'Tricolor'	Chinese Star Jasmine variegated	300mm	400mm	300	200mm	306	27 m ²	
Vh	Viola hederacea	Violet	150mm	300mm	300	150mm	887	80 m ²	
							10531	1373 m ²	



4 PM4 - PLANTING MIX 4 POT DETAIL PLAN
1 : 10

B 16.03.2020 FOR APPROVAL AR MC
A 03.06.2019 FOR APPROVAL AR MC

Rev Date Description Drawn Checked



Turf Design Studio: P O Box 419 Cronulla NSW 2230, 95 Kingsway, Cronulla 2230
Phone (+61 2) 9527 3380, Fax (+61 2) 9527 2307
Email: sydney@turfdesign.com

Client



Project
EASTLAKES TOWN CENTRE - NORTH SITE

Drawing Title
PLANTING SCHEDULES

Drawing Status

FOR APPROVAL

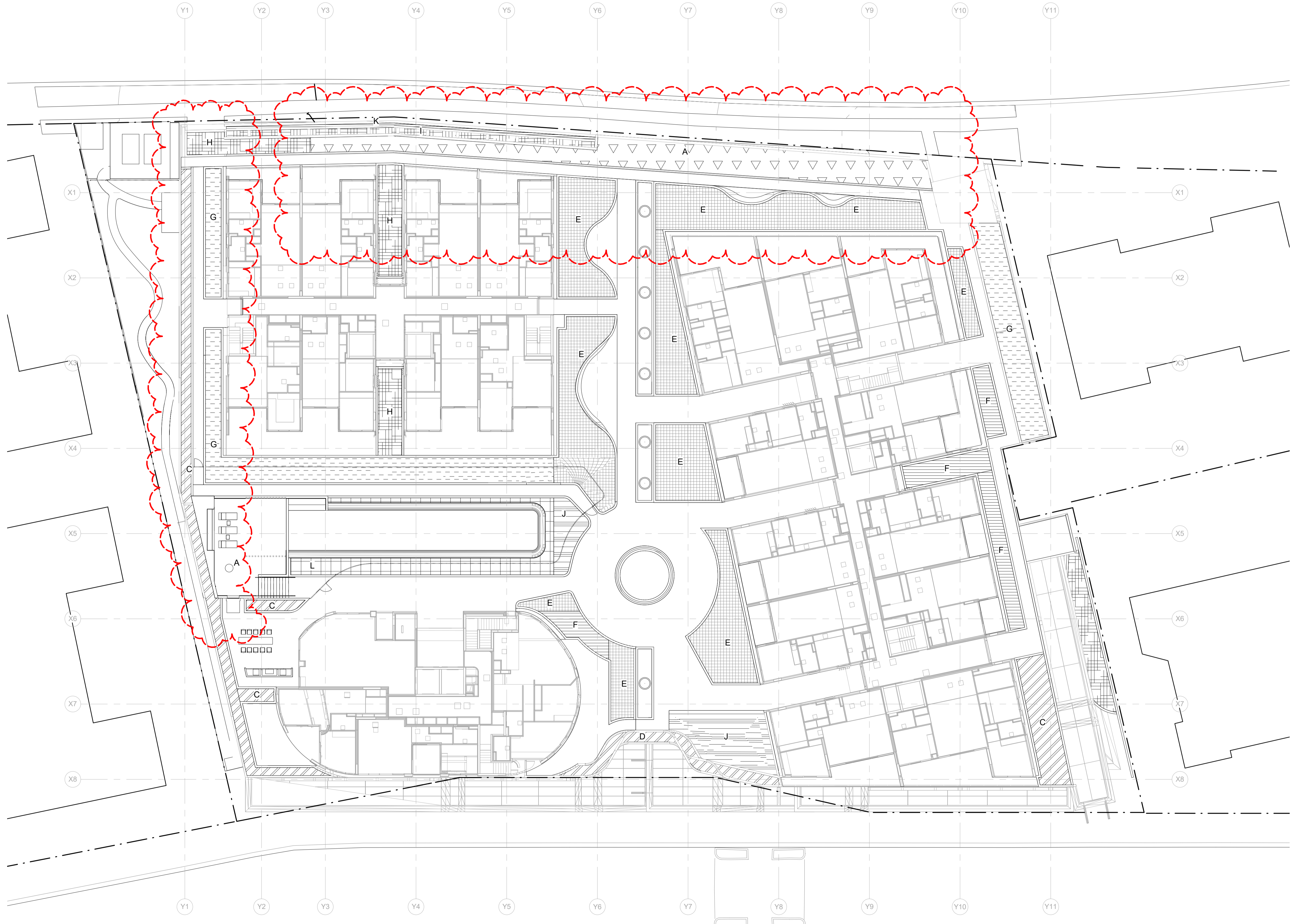
Scale: 1 : 10 @A1 Plot Date: 17/03/20 5:48:14 PM

Project No. Drawing No. Revision

1602 S75W-L-530 B

DRAFT NOT FOR CONSTRUCTION

GENERAL NOTES
 1. THIS DRAWING IS COPYRIGHT AND IS THE PROPERTY OF TURF DESIGN STUDIO AND MUST NOT BE USED WITHOUT PERMISSION.
 2. THIS DRAWING IS AN UNCONTROLLED COPY UNLESS STAMPED WITH STATUS. THE CONTRACTOR MUST VERIFY ALL DIMENSIONS AND LEVELS ON SITE AS THIS IS NOT A SHOP DRAWING.
 3. THE CONTRACTOR MUST REFER ANY DISCREPANCIES TO THE SUPERINTENDENTS REPRESENTATIVE BEFORE PROCEEDING WITH THE WORK.
 4. THE CONTRACTOR MUST NOT SCALE FROM THESE DRAWINGS. USE NOMINATED DIMENSIONS AND LEVELS.
 5. THIS DRAWING MUST BE READ IN CONJUNCTION WITH THE TOTAL CONTRACT PACKAGE INCLUDING DRAWINGS AND SPECIFICATIONS OF ALL CONSULTANTS. IF THE CONTRACTOR INTENDS TO UNDERTAKE ANY EXCAVATION WORK, IT IS THE CONTRACTOR'S RESPONSIBILITY TO CONTACT 1100 - DIAL BEFORE YOU DIG OR WWW.1100.COM.AU
 SURVEY INFORMATION
 7. TURF DESIGN STUDIO DO NOT WARRANT THE ACCURACY OF SURVEY INFORMATION.



**LEGEND
SOIL DEPTHS**

- A** - 1700mm - 142m²
- B** - 1450mm - 35m²
- C** - 1095mm - 118m²
- D** - 1015mm - 23m²
- E** - 850mm - 382m²
- F** - 750mm - 68m²
- G** - 730mm - 191m²
- H** - 600mm - 101m²
- I** - 480mm - 26m²
- J** - 300mm - 68m²
- K** - 150mm - 9m²
- L** - 90mm - 60m²

NOTE: SOIL DEPTH VARIATION IS A RESULT OF VARIATION IN PLANTER HEIGHT AND VARIATION OF STRUCTURAL SLAB SET DOWN

B 16.03.2020 FOR APPROVAL AR MC
 A 03.06.2019 FOR APPROVAL AR MC

Rev	Date	Description	Drawn	Checked
B	16.03.2020	FOR APPROVAL	AR	MC
A	03.06.2019	FOR APPROVAL	AR	MC

turf
 Turf Design Studio | P.O. Box 419 Cronulla NSW 2230, 95 Kingsway, Cronulla 2230
 Phone (+61 2) 9527 3380, Fax (+61 2) 9527 2307
 Email: sydney@turfdesign.com

Client

CrownGroup

Project
EASTLAKES TOWN CENTRE - NORTH SITE

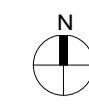
Drawing Title
SOIL DEPTH PLAN - PODIUM

Drawing Status
FOR APPROVAL

Scale: 1 : 200 @A1 Plot Date 17/03/2020 12:03:18 PM

Project No.	Drawing No.	Revision
1602	S75W-L-560	B

DRAFT NOT FOR CONSTRUCTION



GENERAL NOTES

1. THIS DRAWING IS COPYRIGHT AND IS THE PROPERTY OF TURF DESIGN STUDIO AND MUST NOT BE USED WITHOUT PERMISSION.
2. THIS DRAWING IS AN UNCONTROLLED COPY UNLESS STAMPED WITH STATUS. THE CONTRACTOR MUST VERIFY ALL DIMENSIONS AND LEVELS ON SITE AS THIS IS NOT A SHOP DRAWING.
3. THE CONTRACTOR MUST REFER ANY DISCREPANCIES TO THE SUPERINTENDENTS REPRESENTATIVE BEFORE PROCEEDING WITH THE WORK.
4. THE CONTRACTOR MUST NOT SCALE FROM THESE DRAWINGS. USE NOMINATED DIMENSIONS AND LEVELS.
5. THIS DRAWING MUST BE READ IN CONJUNCTION WITH THE TOTAL CONTRACT PACKAGE INCLUDING DRAWINGS AND SPECIFICATIONS OF ALL CONSULTANTS. IF THE CONTRACTOR INTENDS TO UNDERTAKE ANY EXCAVATION WORK, IT IS THE CONTRACTORS RESPONSIBILITY TO CONTACT 1100 - DIAL BEFORE YOU DIG OR WWW.1100.COM.AU

SURVEY INFORMATION

7. TURF DESIGN STUDIO DO NOT WARRANT THE ACCURACY OF SURVEY INFORMATION.

ORIGINAL APPROVAL
TOTAL PLANTING AREA
1251M²

MOD 1
TOTAL PLANTING AREA
1640M²

CURRENT DESIGN
TOTAL PLANTING AREA
1445M²



Although the planting area has reduced, the MOD 1 still remains greater than the original approval

A 16.03.2020 FOR APPROVAL AR MC

Rev	Date	Description	Drawn	Checked



Turf Design Studio, P O Box 419 Cronulla NSW 2230, 95 Kingsway, Cronulla 2230
Phone (+61 2) 9527 3380, Fax (+61 2) 9527 2307
Email: sydney@turfdesign.com

Client



Project
EASTLAKES TOWN CENTRE - NORTH SITE

Drawing Title
PLANTING AREA COMPARISON

Drawing Status
FOR APPROVAL

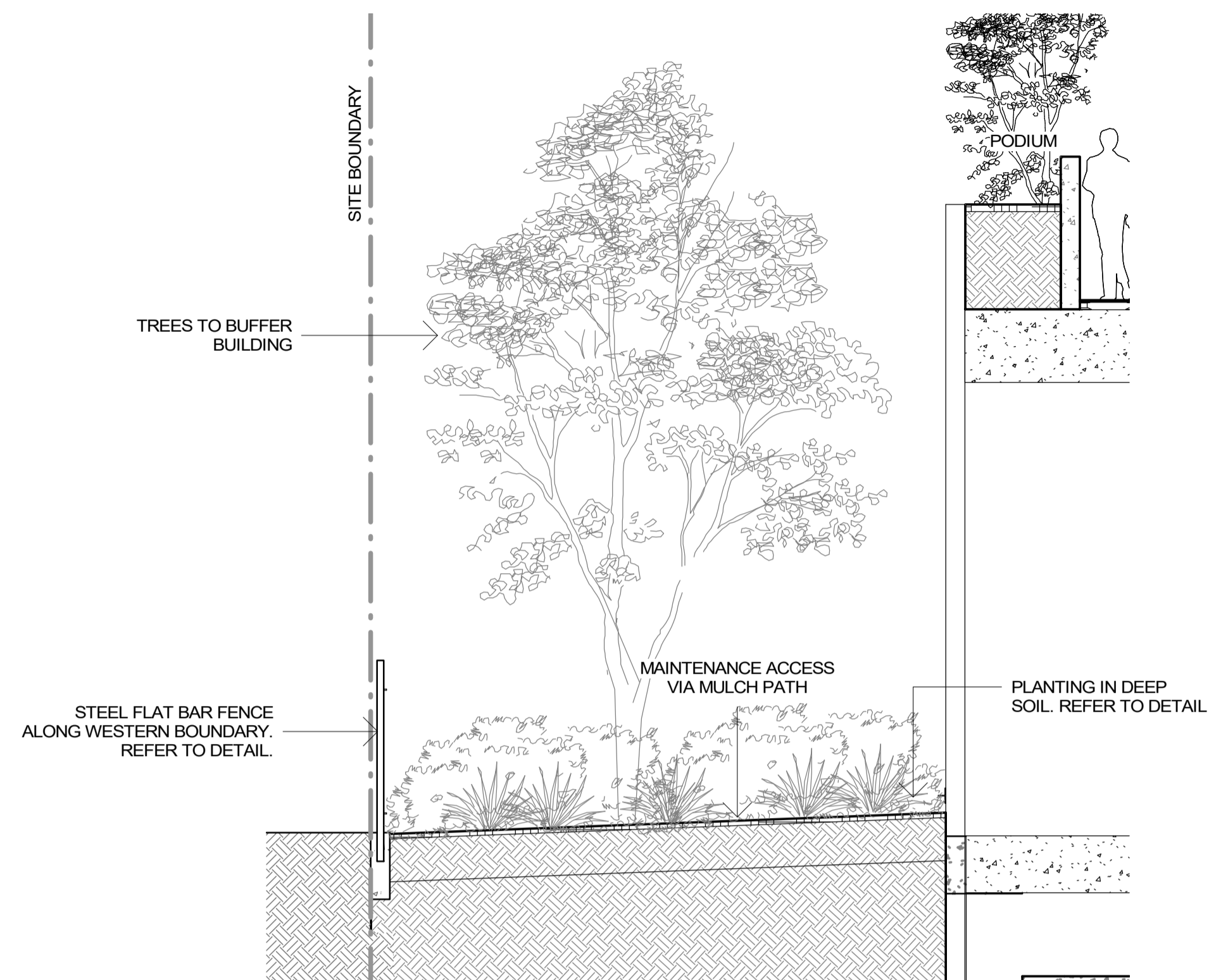
Scale: @A1 Plot Date 17/03/2020 12:03:36 PM

Project No.	Drawing No.	Revision
1602	S75W-L-560a	A

DRAFT NOT FOR CONSTRUCTION

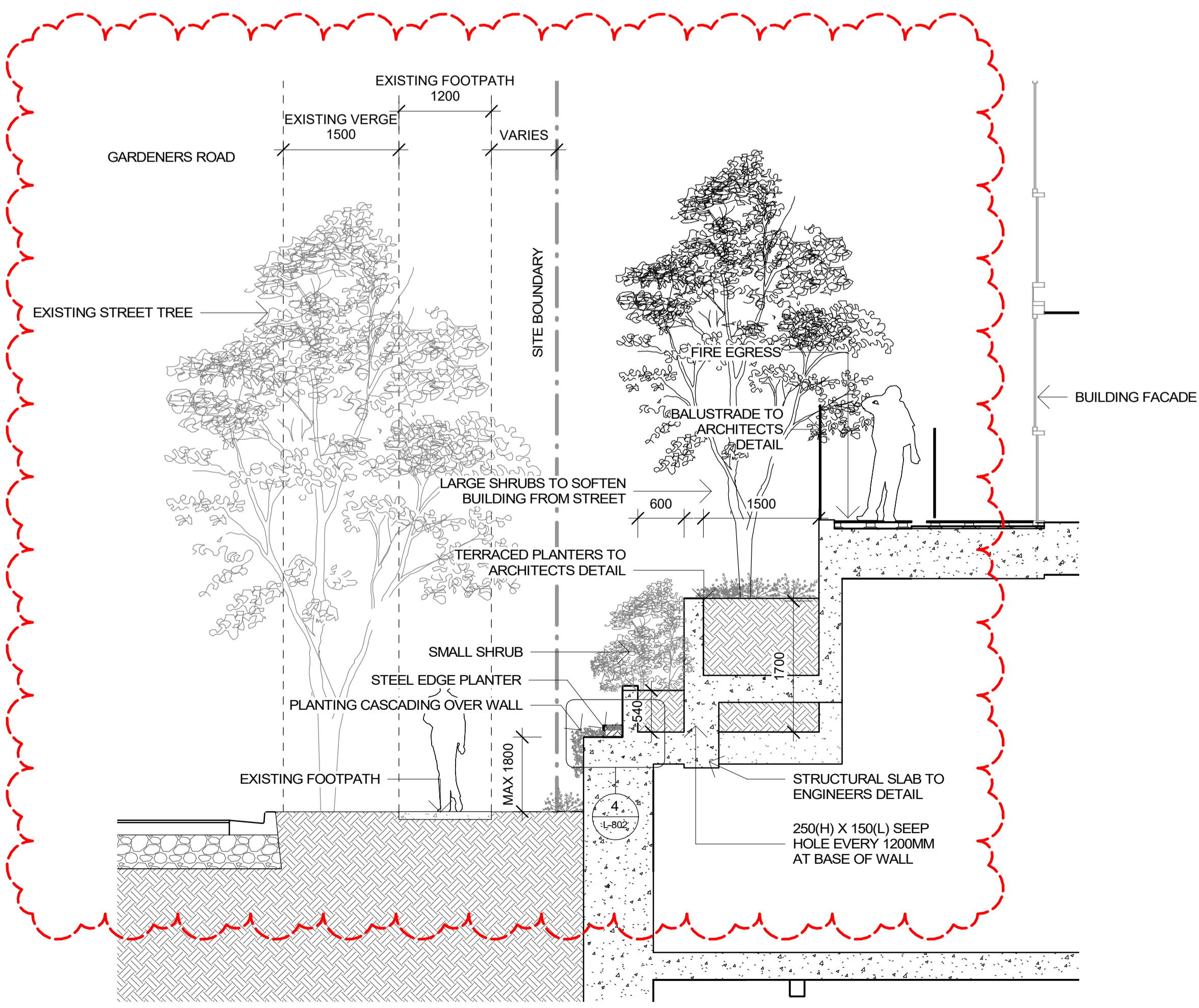
GENERAL NOTES

1. THIS DRAWING IS COPYRIGHT AND IS THE PROPERTY OF TURF DESIGN STUDIO AND MUST NOT BE USED WITHOUT PERMISSION.
2. THIS DRAWING IS AN UNCONTROLLED COPY UNLESS STAMPED WITH STATUS. THE CONTRACTOR MUST VERIFY ALL DIMENSIONS AND LEVELS ON SITE AS THIS IS NOT A SHOP DRAWING.
3. THE CONTRACTOR MUST REFER ANY DISCREPANCIES TO THE SUPERINTENDENTS REPRESENTATIVE BEFORE PROCEEDING WITH THE WORK.
4. THE CONTRACTOR MUST NOT SCALE FROM THESE DRAWINGS. USE NOMINATED DIMENSIONS AND LEVELS.
5. THIS DRAWING MUST BE READ IN CONJUNCTION WITH THE TOTAL CONTRACT PACKAGE INCLUDING DRAWINGS AND SPECIFICATIONS OF ALL CONSULTANTS. IF THE CONTRACTOR INTENDS TO UNDERTAKE ANY EXCAVATION WORK, IT IS THE CONTRACTORS RESPONSIBILITY TO CONTACT 1100 - DIAL BEFORE YOU DIG OR WWW.1100.COM.AU
6. SURVEY INFORMATION
7. TURF DESIGN STUDIO DO NOT WARRANT THE ACCURACY OF SURVEY INFORMATION.

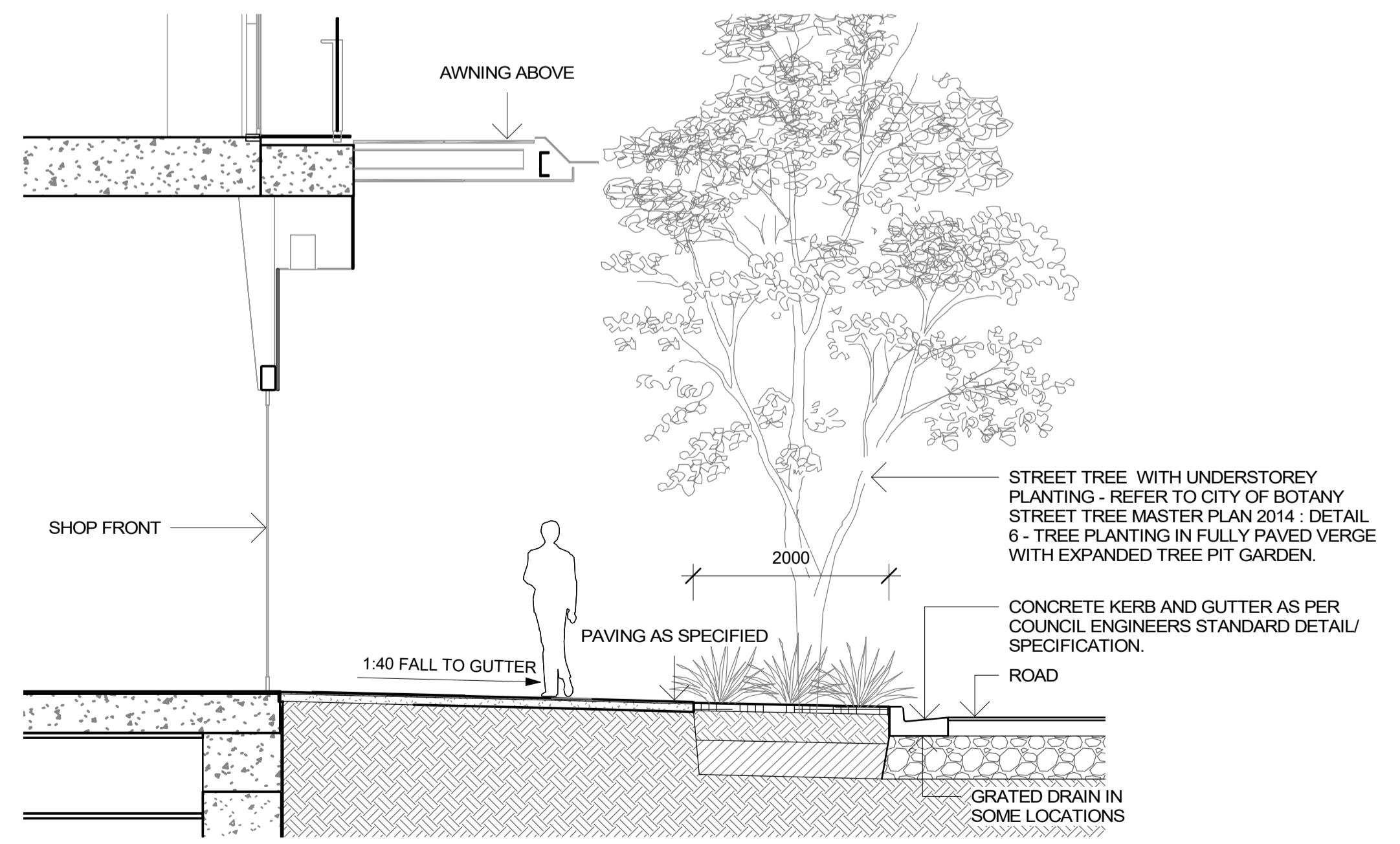


1 WESTERN BOUNDARY LANDSCAPE AREA
1 : 50

**EASTERN LANEWAY DETAIL OMMITED.
REFER TO SHEET S75W-L-600a & S75W-L-600b FOR DESIGN OPTIONS**



2 GARDENERS ROAD BOUNDARY PLANTERS
1 : 50



3 EVANS AVENUE SECTION
1 : 50

B 16.03.2020 FOR APPROVAL AR MC
A 03.06.2019 FOR APPROVAL AR MC

Rev	Date	Description	Drawn	Checked
B	16.03.2020	FOR APPROVAL	AR	MC
A	03.06.2019	FOR APPROVAL	AR	MC



Turf Design Studio: P O Box 419 Cronulla NSW 2230, 95 Kingsway, Cronulla 2230
Phone (+61 2) 9527 3380, Fax (+61 2) 9527 2307
Email: sydney@turfdesign.com



Project
EASTLAKES TOWN CENTRE - NORTH SITE

Drawing Title
SECTIONS - GROUND FLOOR

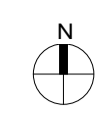
Drawing Status
FOR APPROVAL

Scale: 1 : 50 @A1 Plot Date: 17/03/2020 12:03:44 PM

Project No.	Drawing No.	Revision
1602	S75W-L-600	B

DRAFT NOT FOR CONSTRUCTION

C:\Users\Turf\Documents\1602_Eastlakes North site - 2017-PRJ_VL_sydney@turfdesign.com.rvt

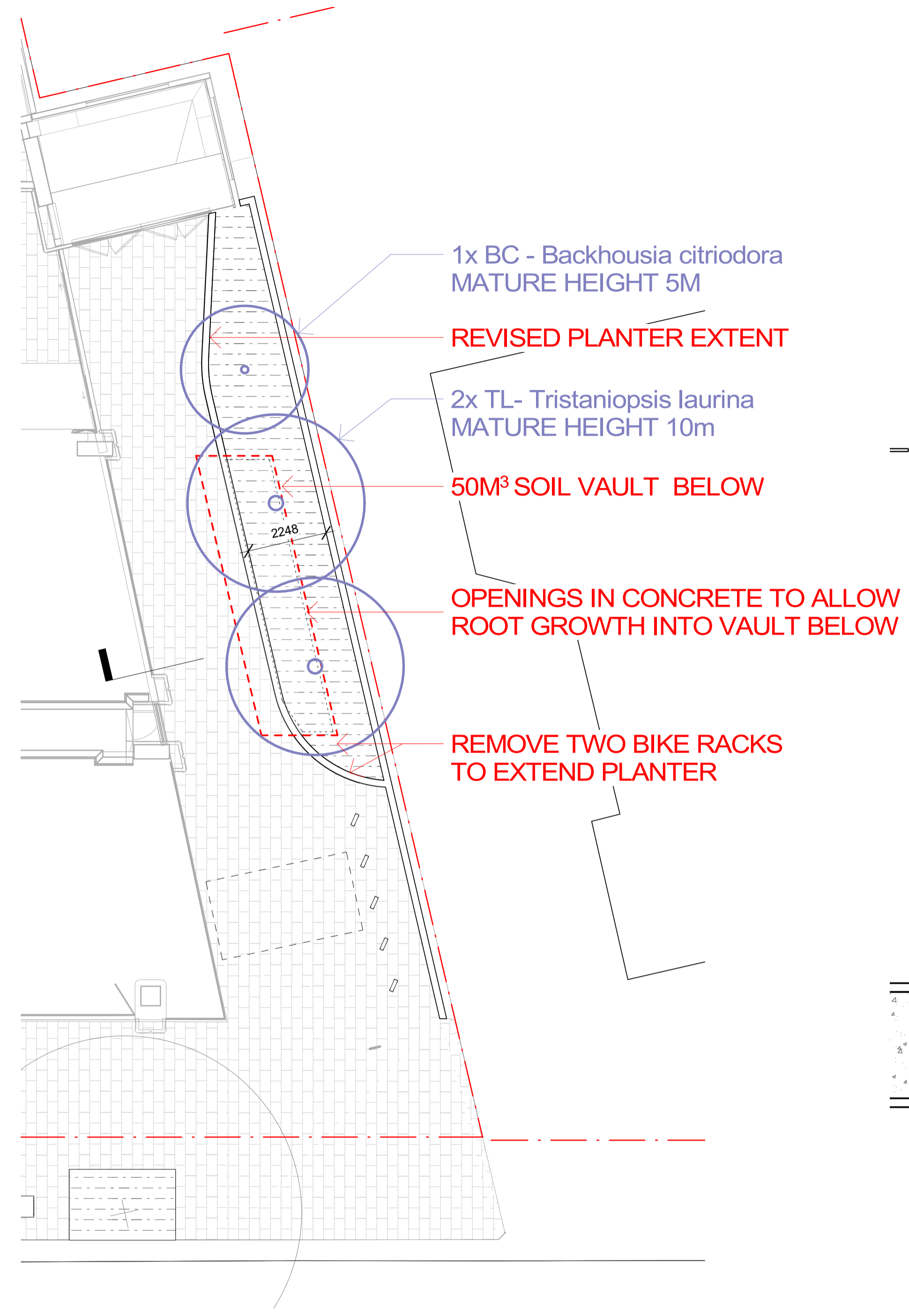


GENERAL NOTES

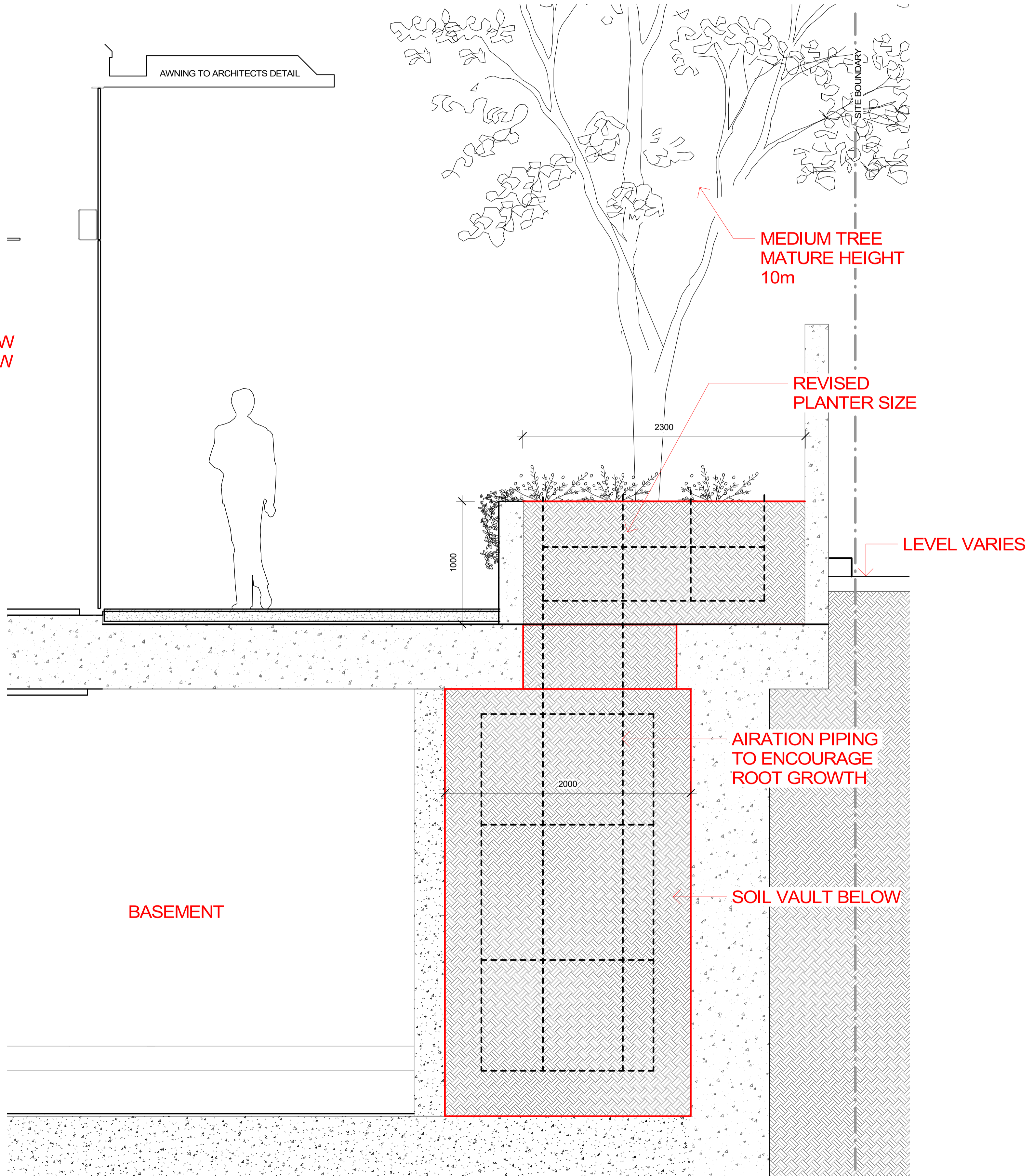
1. THIS DRAWING IS COPYRIGHT AND IS THE PROPERTY OF TURF DESIGN STUDIO AND MUST NOT BE USED WITHOUT PERMISSION.
2. THIS DRAWING IS AN UNCONTROLLED COPY UNLESS STAMPED WITH STATUS. THE CONTRACTOR MUST VERIFY ALL DIMENSIONS AND LEVELS ON SITE AS THIS IS NOT A SHOP DRAWING.
3. THE CONTRACTOR MUST REFER ANY DISCREPANCIES TO THE SUPERINTENDENTS REPRESENTATIVE BEFORE PROCEEDING WITH THE WORK.
4. THE CONTRACTOR MUST NOT SCALE FROM THESE DRAWINGS. USE NOMINATED DIMENSIONS AND LEVELS.
5. THIS DRAWING MUST BE READ IN CONJUNCTION WITH THE TOTAL CONTRACT PACKAGE INCLUDING DRAWINGS AND SPECIFICATIONS OF ALL CONSULTANTS.
6. IF THE CONTRACTOR INTENDS TO UNDERTAKE ANY EXCAVATION WORK, IT IS THE CONTRACTORS RESPONSIBILITY TO CONTACT 1100 - DIAL BEFORE YOU DIG OR WWW.1100.COM.AU

SURVEY INFORMATION

7. TURF DESIGN STUDIO DO NOT WARRANT THE ACCURACY OF SURVEY INFORMATION.



1 EASTERN PLANTER OPTION 1 DETAIL PLAN
1 : 100



2 EASTERN LANEWAY OPTION 1 SOIL VAULT
1 : 20

A	16.03.2020 FOR APPROVAL	AR	MC
Rev	Date	Description	Drawn Checked



Turf Design Studio · P O Box 419 Cronulla NSW 2230, 95 Kingsway, Cronulla 2230
Phone (+61 2) 9527 3380, Fax (+61 2) 9527 2307
Email: sydney@turfdesign.com



Client

Project
**EASTLAKES TOWN CENTRE -
NORTH SITE**

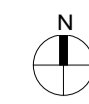
Drawing Title
**EASTERN PLANTER OPTION
1**

Drawing Status
FOR APPROVAL

Scale:	As indicated @A1	Plot Date:	17/03/2020 12:03:51 PM
Project No.	1602	Drawing No.	S75W-L-600a
Revision	A		

DRAFT NOT FOR CONSTRUCTION

C:\Users\Turf\Documents\1602_Eastlakes North site - 2017-PRE-VE_sydney@turfdesign.com.rvt

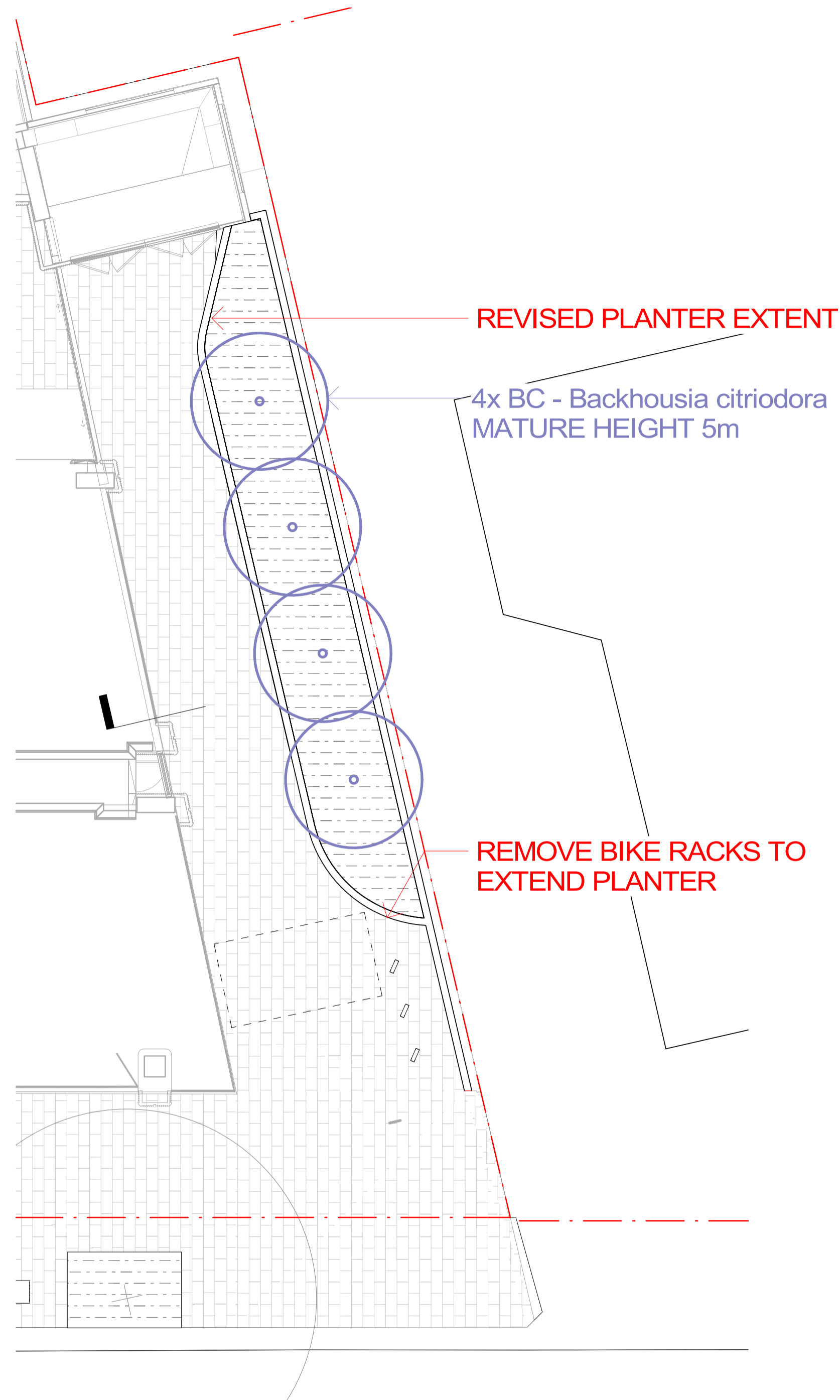


GENERAL NOTES

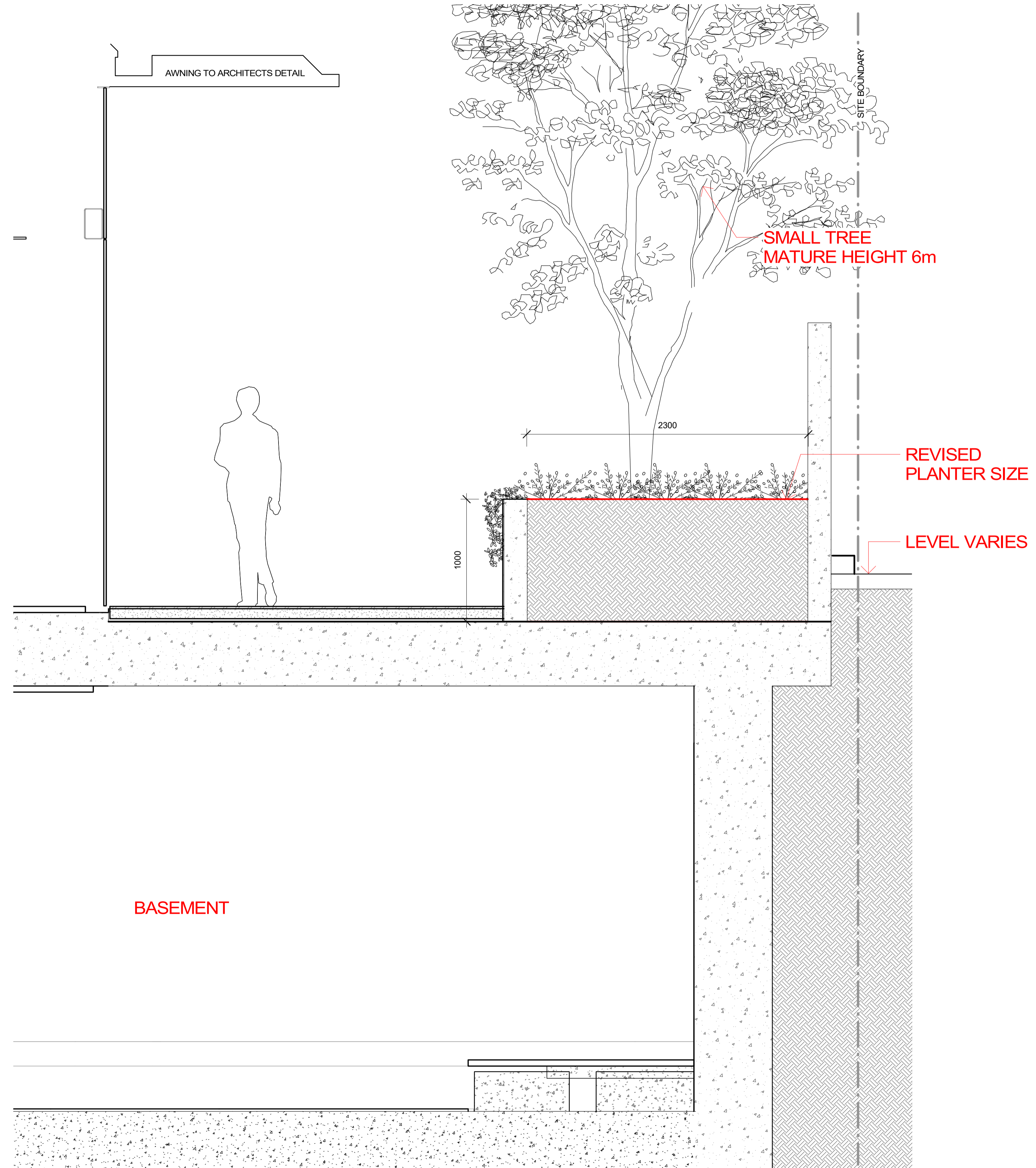
1. THIS DRAWING IS COPYRIGHT AND IS THE PROPERTY OF TURF DESIGN STUDIO AND MUST NOT BE USED WITHOUT PERMISSION.
2. THIS DRAWING IS AN UNCONTROLLED COPY UNLESS STAMPED WITH STATUS. THE CONTRACTOR MUST VERIFY ALL DIMENSIONS AND LEVELS ON SITE AS THIS IS NOT A SHOP DRAWING.
3. THE CONTRACTOR MUST REFER ANY DISCREPANCIES TO THE SUPERINTENDENT REPRESENTATIVE BEFORE PROCEEDING WITH THE WORK.
4. THE CONTRACTOR MUST NOT SCALE FROM THESE DRAWINGS. USE NOMINATED DIMENSIONS AND LEVELS.
5. THIS DRAWING MUST BE READ IN CONJUNCTION WITH THE TOTAL CONTRACT PACKAGE INCLUDING DRAWINGS AND SPECIFICATIONS OF ALL CONSULTANTS.
6. IF THE CONTRACTOR INTENDS TO UNDERTAKE ANY EXCAVATION WORK, IT IS THE CONTRACTOR'S RESPONSIBILITY TO CONTACT 1100 - DIAL BEFORE YOU DIG OR WWW.1100.COM.AU

SURVEY INFORMATION

7. TURF DESIGN STUDIO DO NOT WARRANT THE ACCURACY OF SURVEY INFORMATION.



1 EASTERN PLANTER OPTION 2 DETAIL PLAN
1 : 100



2 EASTERN LANEWAY OPTION 2
1 : 20

A 16.03.2020 FOR APPROVAL AR MC

Rev	Date	Description	Drawn	Checked



Turf Design Studio · P O Box 419 Cronulla NSW 2230, 95 Kingsway, Cronulla 2230
Phone (+61 2) 9527 3380, Fax (+61 2) 9527 2307
Email: sydney@turfdesign.com

Client



Project
EASTLAKES TOWN CENTRE - NORTH SITE

Drawing Title
EASTERN PLANTER OPTION 2

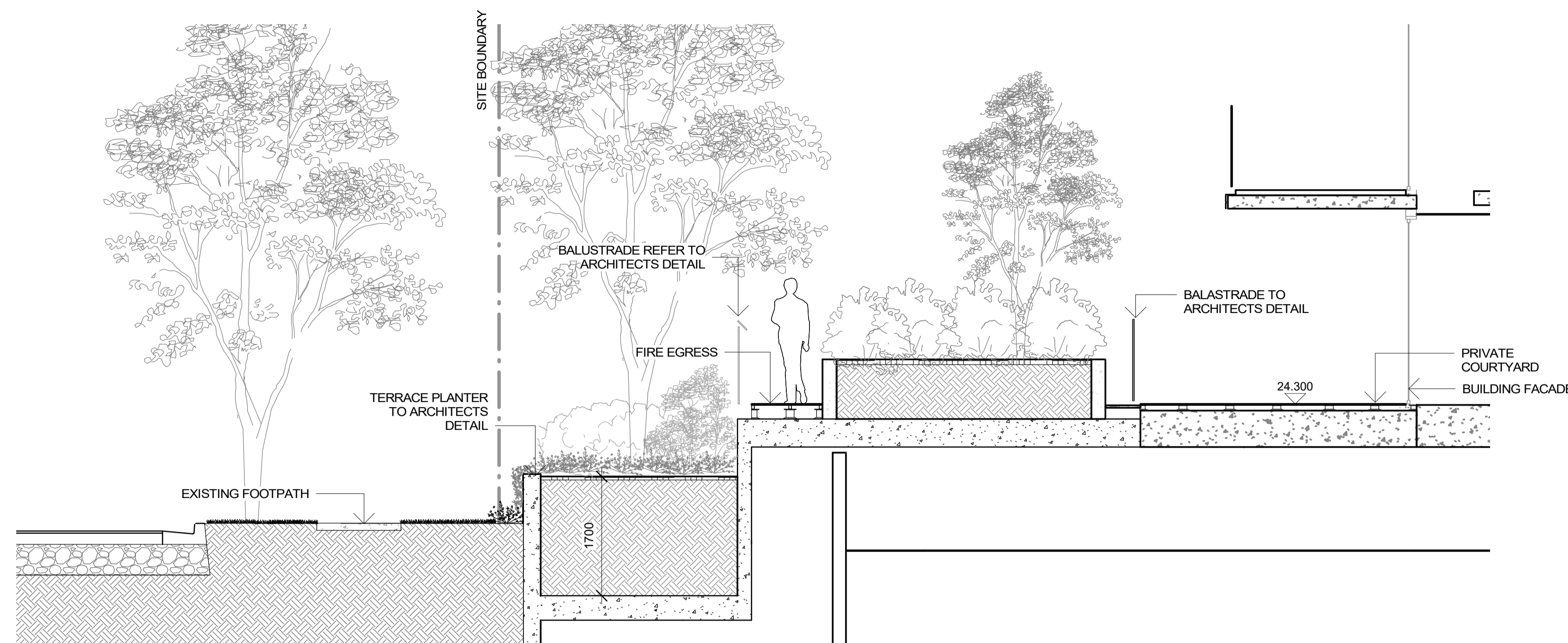
Drawing Status
FOR APPROVAL

Scale: As indicated @A1 Plot Date 17/03/2020 12:03:57 PM

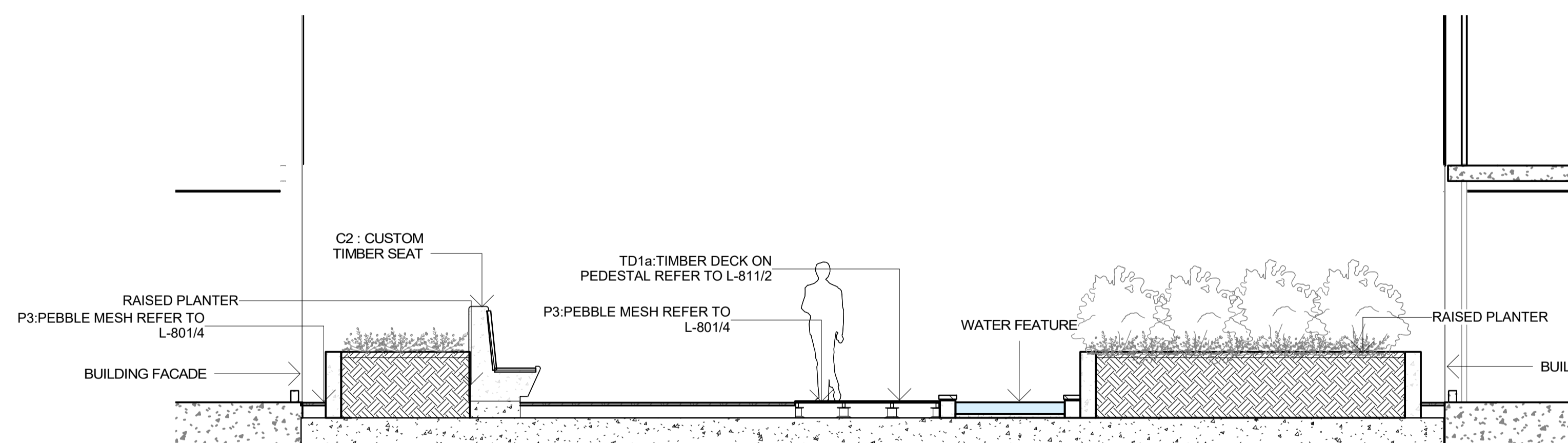
Project No.	Drawing No.	Revision
1602	S75W-L-600b	A

DRAFT NOT FOR CONSTRUCTION

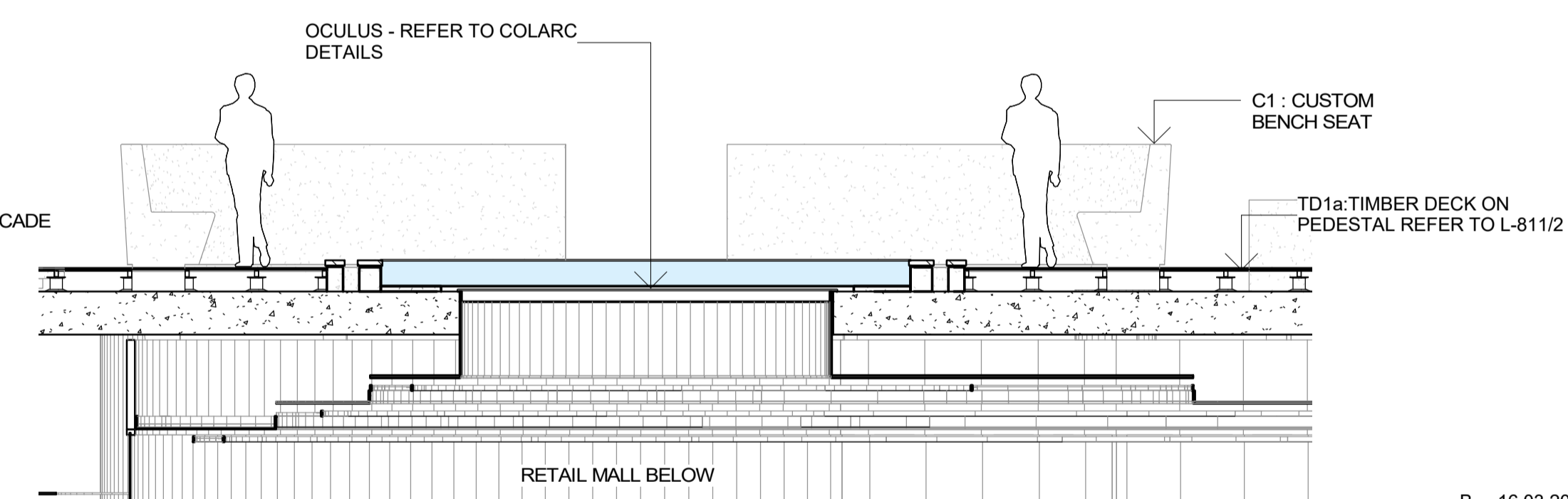
- GENERAL NOTES
1. THIS DRAWING IS COPYRIGHT AND IS THE PROPERTY OF TURF DESIGN STUDIO AND MUST NOT BE USED WITHOUT PERMISSION.
 2. THIS DRAWING IS AN UNCONTROLLED COPY UNLESS STAMPED WITH STATUS. THE CONTRACTOR MUST VERIFY ALL DIMENSIONS AND LEVELS ON SITE AS THIS IS REPRESENTATIVE BEFORE PROCEEDING WITH THE WORK.
 3. NOT A SHOP DRAWING.
 4. THE CONTRACTOR MUST REFER ANY DISCREPANCIES TO THE SUPERINTENDENTS REPRESENTATIVE BEFORE PROCEEDING WITH THE WORK.
 5. THE CONTRACTOR MUST NOT SCALE FROM THESE DRAWINGS. USE NOMINATED DIMENSIONS AND LEVELS.
 6. THIS DRAWING MUST BE READ IN CONJUNCTION WITH THE TOTAL CONTRACT PACKAGE INCLUDING DRAWINGS AND SPECIFICATIONS OF ALL CONSULTANTS. IF THE CONTRACTOR INTENDS TO UNDERTAKE ANY EXCAVATION WORK, IT IS THE CONTRACTORS RESPONSIBILITY TO CONTACT 1100 - DIAL BEFORE YOU DIG OR WWW.1100.COM.AU
 7. SURVEY INFORMATION
 8. TURF DESIGN STUDIO DO NOT WARRANT THE ACCURACY OF SURVEY INFORMATION.



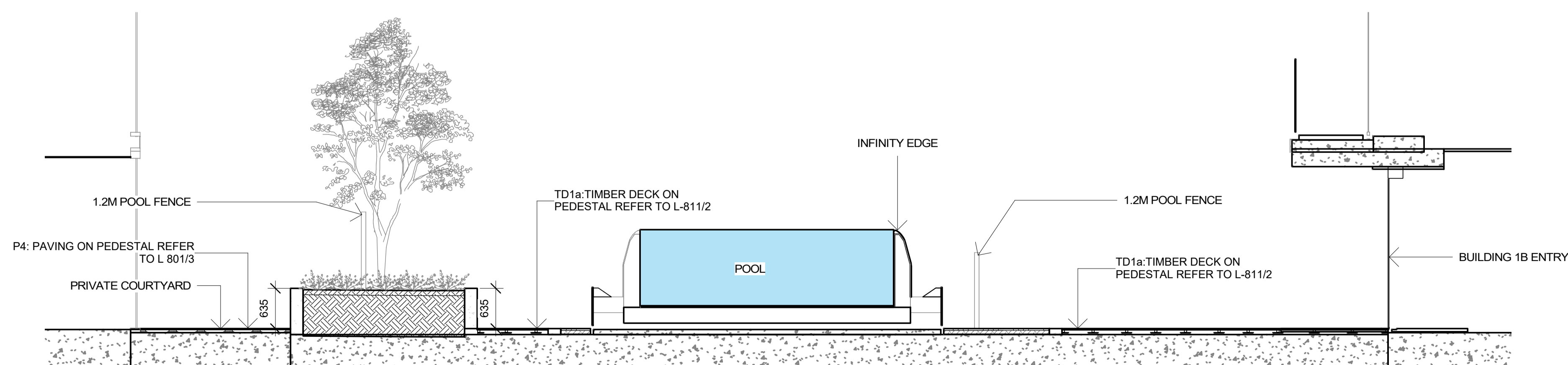
1 NORTH / GARDENERS ROAD EDGE OF PODIUM
1 : 50



2 CENTRAL PODIUM
1 : 50



3 OCULUS AREA
1 : 50



4 POOL SECTION
1 : 50

B 16.03.2020 FOR APPROVAL AR MC
A 03.06.2019 FOR APPROVAL AR MC

Rev Date Description Drawn Checked



Turf Design Studio: P O Box 419 Cronulla NSW 2230, 95 Kingsway, Cronulla 2230
Phone (+61 2) 9527 3380, Fax (+61 2) 9527 2307
Email: sydney@turfdesign.com

Client



Project
EASTLAKES TOWN CENTRE - NORTH SITE

Drawing Title
SECTIONS - PODIUM SHEET 1

Drawing Status

FOR APPROVAL

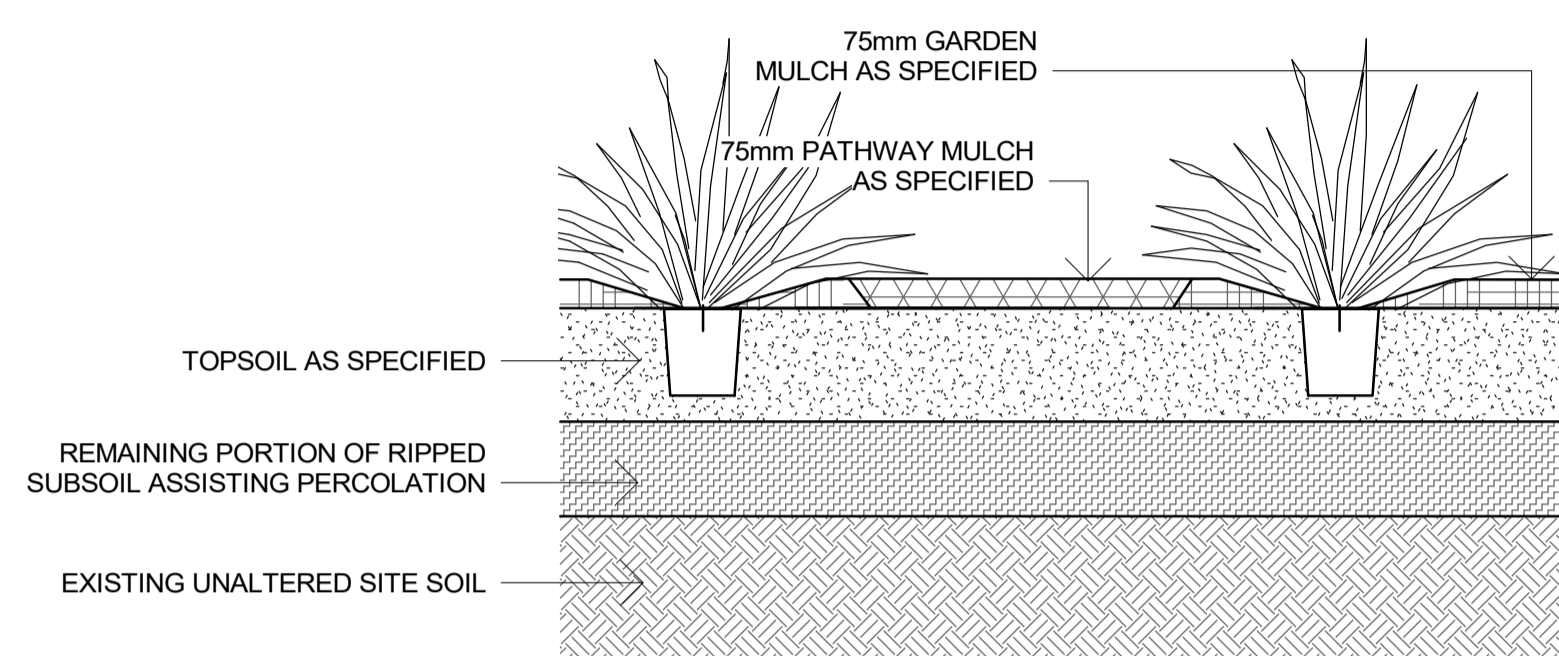
Scale: 1 : 50 @A1 Plot Date 17/03/2020 12:04:05 PM

Project No. Drawing No. Revision

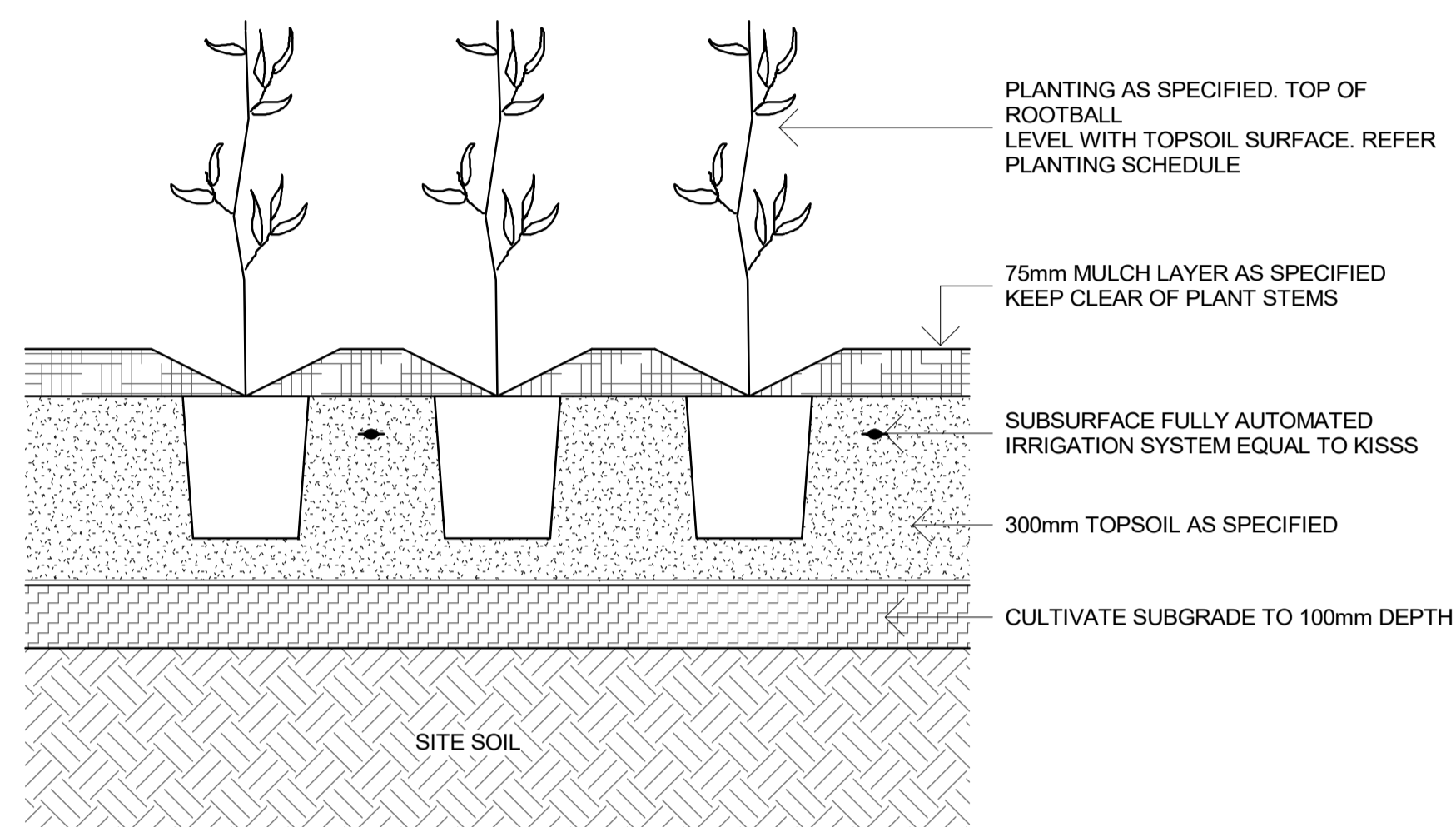
1602 S75W-L-601 B

DRAFT NOT FOR CONSTRUCTION

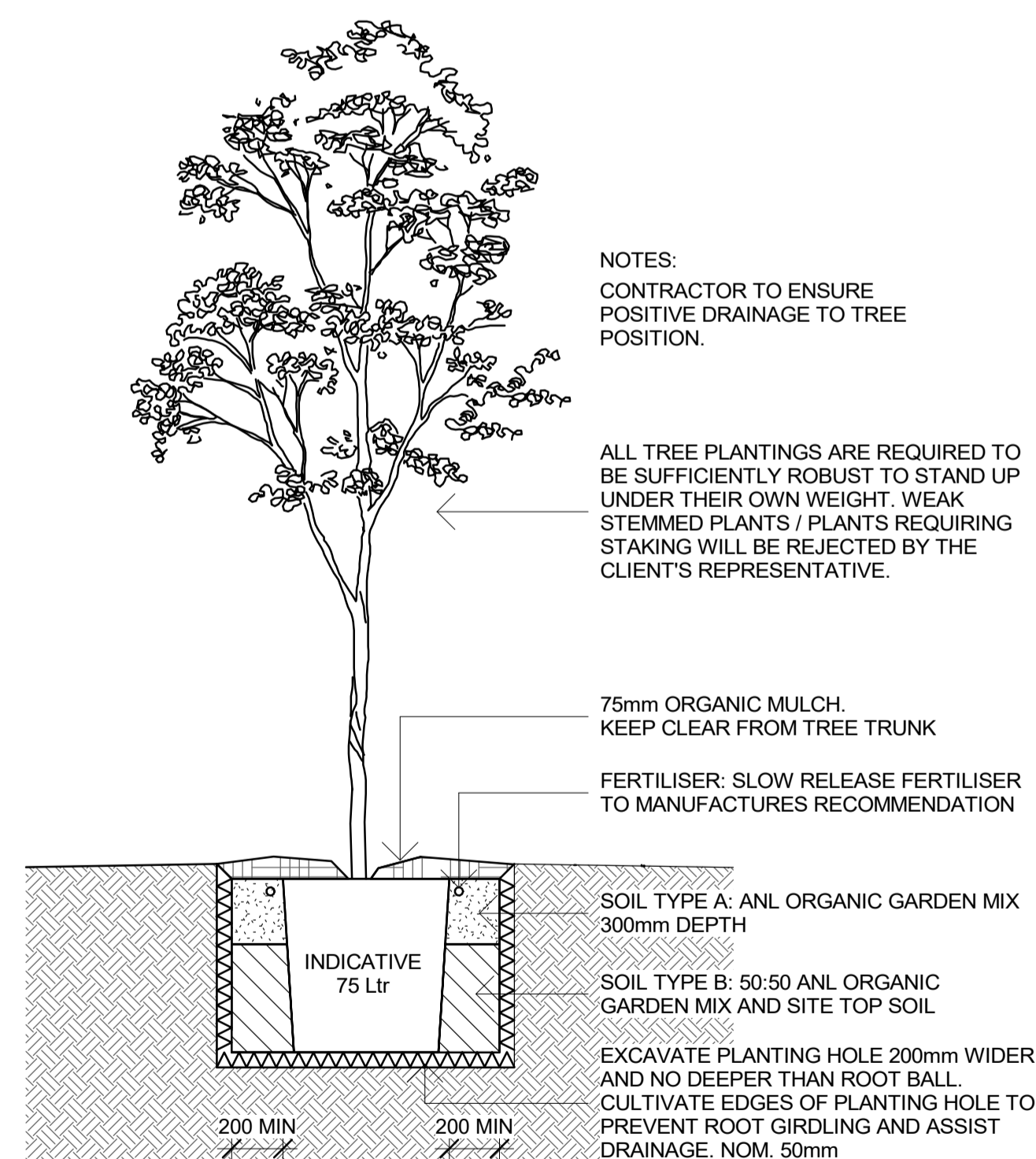
- GENERAL NOTES
1. THIS DRAWING IS COPYRIGHT AND IS THE PROPERTY OF TURF DESIGN STUDIO AND MUST NOT BE USED WITHOUT PERMISSION.
 2. THIS DRAWING IS AN UNCONTROLLED COPY UNLESS STAMPED WITH STATUS. THE CONTRACTOR MUST VERIFY ALL DIMENSIONS AND LEVELS ON SITE AS THIS IS NOT A SHOP DRAWING.
 3. THE CONTRACTOR MUST REFER ANY DISCREPANCIES TO THE SUPERINTENDENT REPRESENTATIVE BEFORE PROCEEDING WITH THE WORK.
 4. THE CONTRACTOR MUST NOT SCALE FROM THESE DRAWINGS. USE NOMINATED DIMENSIONS AND LEVELS.
 5. THIS DRAWING MUST BE READ IN CONJUNCTION WITH THE TOTAL CONTRACT PACKAGE INCLUDING DRAWINGS AND SPECIFICATIONS OF ALL CONSULTANTS.
 6. IF THE CONTRACTOR INTENDS TO UNDERTAKE ANY EXCAVATION WORK, IT IS THE CONTRACTOR'S RESPONSIBILITY TO CONTACT 1100-DIAL BEFORE YOU DIG OR WWW.1100.COM.AU
- SURVEY INFORMATION
7. TURF DESIGN STUDIO DO NOT WARRANT THE ACCURACY OF SURVEY INFORMATION.



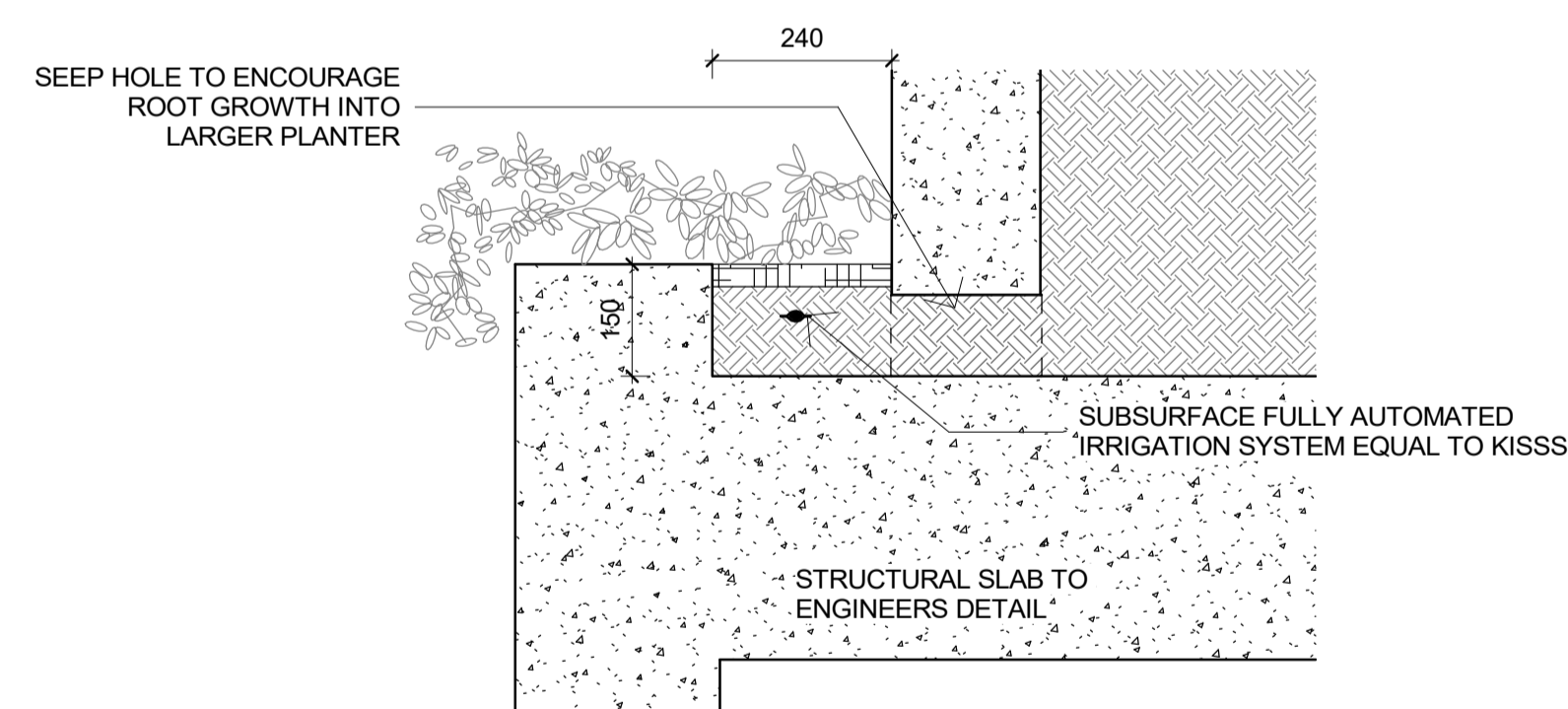
1 TYPICAL DETAIL - MULCH PATH
1 : 20



2 TYPICAL DETAIL - MASS PLANTING IN DEEP SOIL
1 : 10



3 TYPICAL DETAIL - TREE PLANTING IN DEEP SOIL
1 : 20



4 W4a - NORTH PLANTER STEEL EDGE
1 : 10

B 16.03.2020 FOR APPROVAL AR MC
A 03.06.2019 FOR APPROVAL AR MC

Rev	Date	Description	Drawn	Checked
B	16.03.2020	FOR APPROVAL	AR	MC
A	03.06.2019	FOR APPROVAL	AR	MC



Turf Design Studio: P O Box 419 Cronulla NSW 2230, 95 Kingsway, Cronulla 2230
Phone (+61 2) 9527 3380, Fax (+61 2) 9527 2307
Email: sydney@turfdesign.com

Client



Project
EASTLAKES TOWN CENTRE - NORTH SITE

Drawing Title
DETAILS - GROUND FLOOR

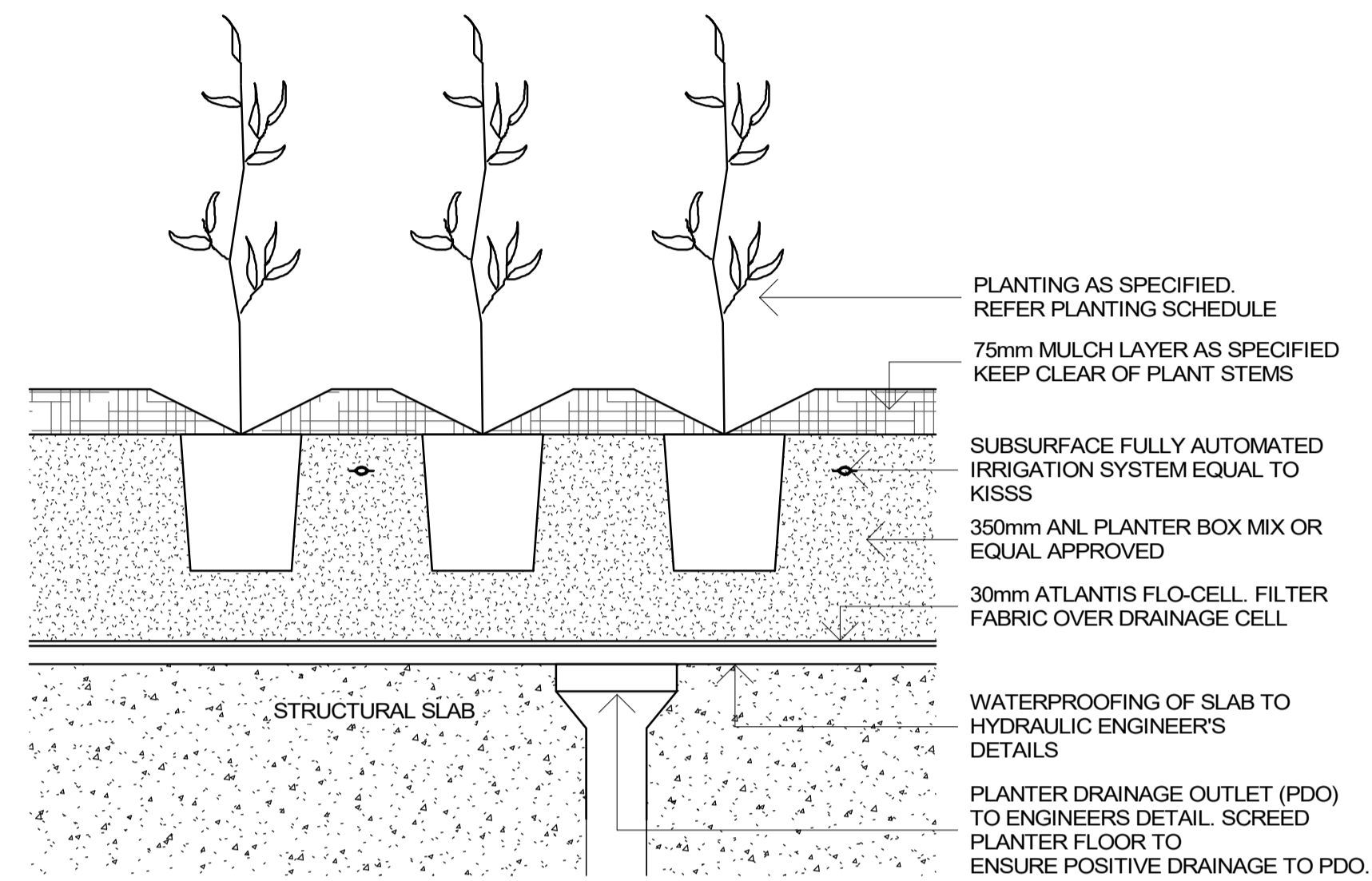
Drawing Status
FOR APPROVAL

Scale: As indicated @A1 Plot Date: 17/03/20 5:40:42 PM

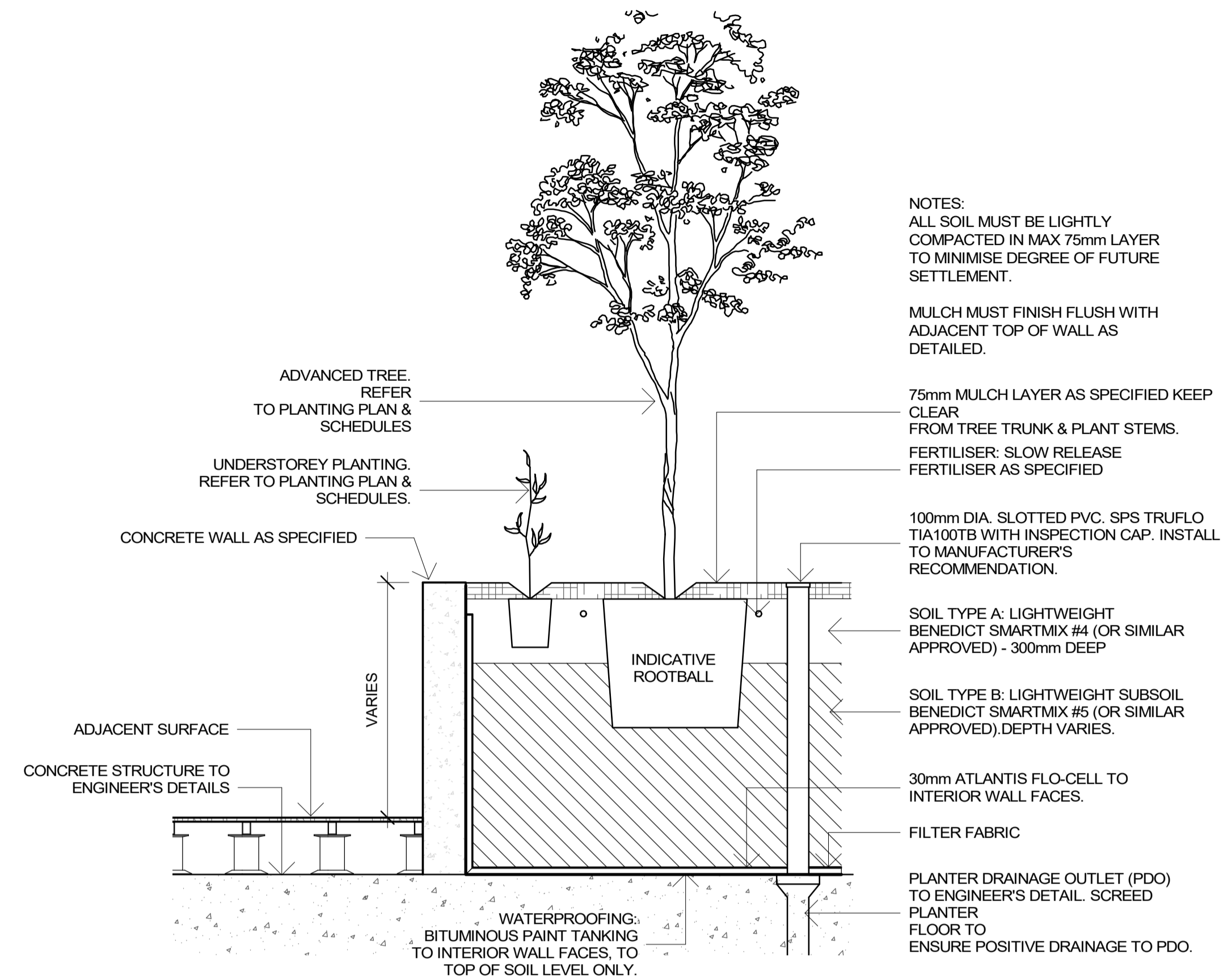
Project No.	Drawing No.	Revision
1602	S75W-L-802	B

DRAFT NOT FOR CONSTRUCTION

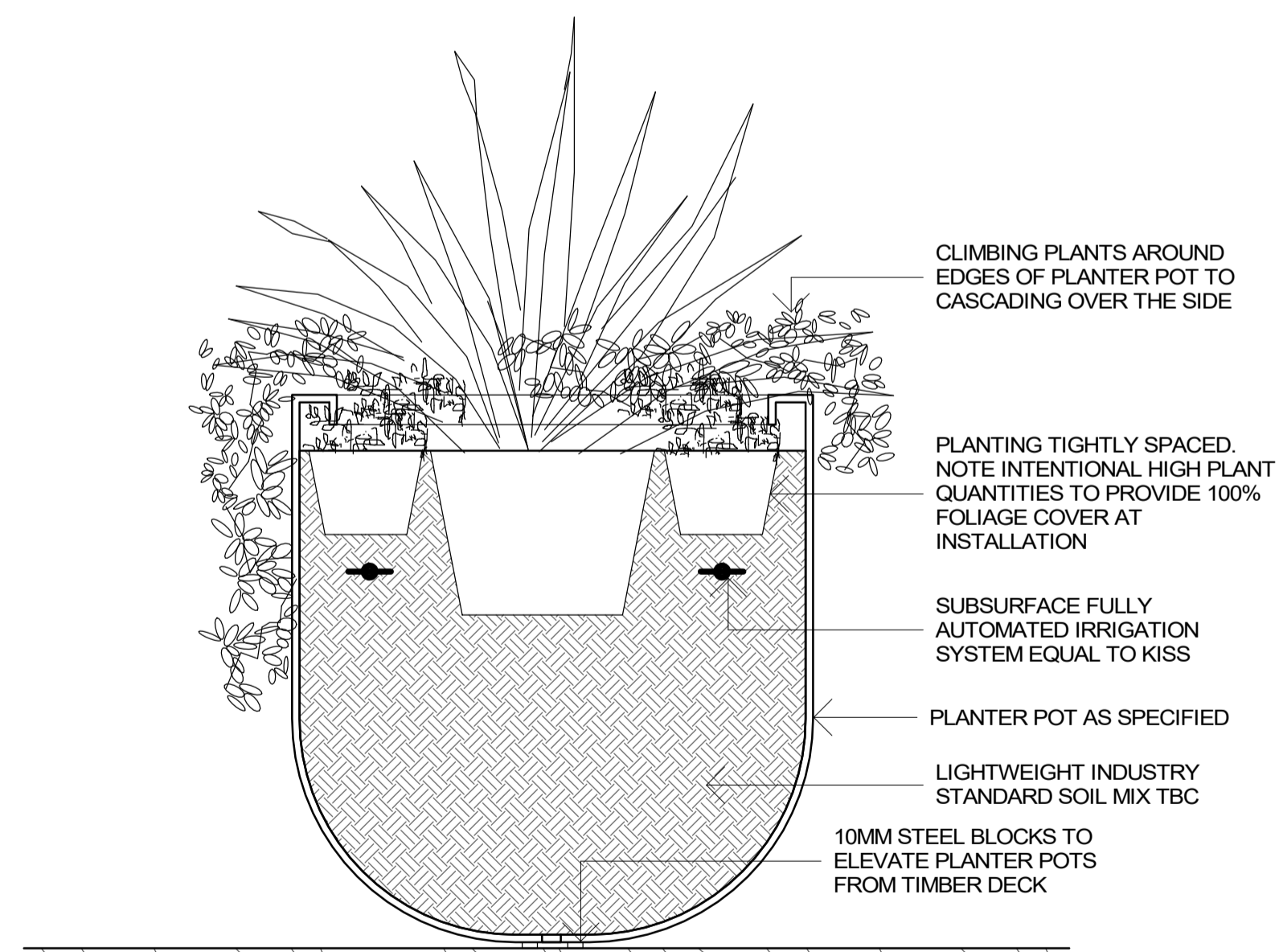
- GENERAL NOTES
- THIS DRAWING IS COPYRIGHT AND IS THE PROPERTY OF TURF DESIGN STUDIO AND MUST NOT BE USED WITHOUT PERMISSION.
 - THIS DRAWING IS AN UNCONTROLLED COPY UNLESS STAMPED WITH STATUS. THE CONTRACTOR MUST VERIFY ALL DIMENSIONS AND LEVELS ON SITE AS THIS IS NOT A SHOP DRAWING.
 - THE CONTRACTOR MUST REFER ANY DISCREPANCIES TO THE SUPERINTENDENTS REPRESENTATIVE BEFORE PROCEEDING WITH THE WORK.
 - THE CONTRACTOR MUST NOT SCALE FROM THESE DRAWINGS. USE NOMINATED DIMENSIONS AND LEVELS.
 - THIS DRAWING MUST BE READ IN CONJUNCTION WITH THE TOTAL CONTRACT PACKAGE INCLUDING DRAWINGS AND SPECIFICATIONS OF ALL CONSULTANTS. IF THE CONTRACTOR INTENDS TO UNDERTAKE ANY EXCAVATION WORK, IT IS THE CONTRACTOR'S RESPONSIBILITY TO CONTACT 1100 - DIAL BEFORE YOU DIG OR WWW.1100.COM.AU
- SURVEY INFORMATION
- TURF DESIGN STUDIO DO NOT WARRANT THE ACCURACY OF SURVEY INFORMATION.



1 TYPICAL DETAIL - MASS PLANTING ON STRUCTURE
1 : 10



2 TYPICAL DETAIL : RAISED PLANTER ON STRUCTURE
1 : 20



3 PLANTER POT TYPICAL DETAIL
1 : 10

B 16.03.2020 FOR APPROVAL AR MC
A 03.06.2019 FOR APPROVAL AR MC

Rev	Date	Description	Drawn	Checked
B	16.03.2020	FOR APPROVAL	AR	MC
A	03.06.2019	FOR APPROVAL	AR	MC



Turf Design Studio: P O Box 419 Cronulla NSW 2230, 95 Kingsway, Cronulla 2230
Phone (+61 2) 9527 3380, Fax (+61 2) 9527 2307
Email: sydney@turfdesign.com

Client



Project
EASTLAKES TOWN CENTRE - NORTH SITE

Drawing Title
DETAILS - PODIUM

Drawing Status

FOR APPROVAL

Scale: As indicated @A1 Plot Date 17/03/2020 12:04:17 PM

Project No. Drawing No. Revision

1602 S75W-L-812 B

DRAFT NOT FOR CONSTRUCTION