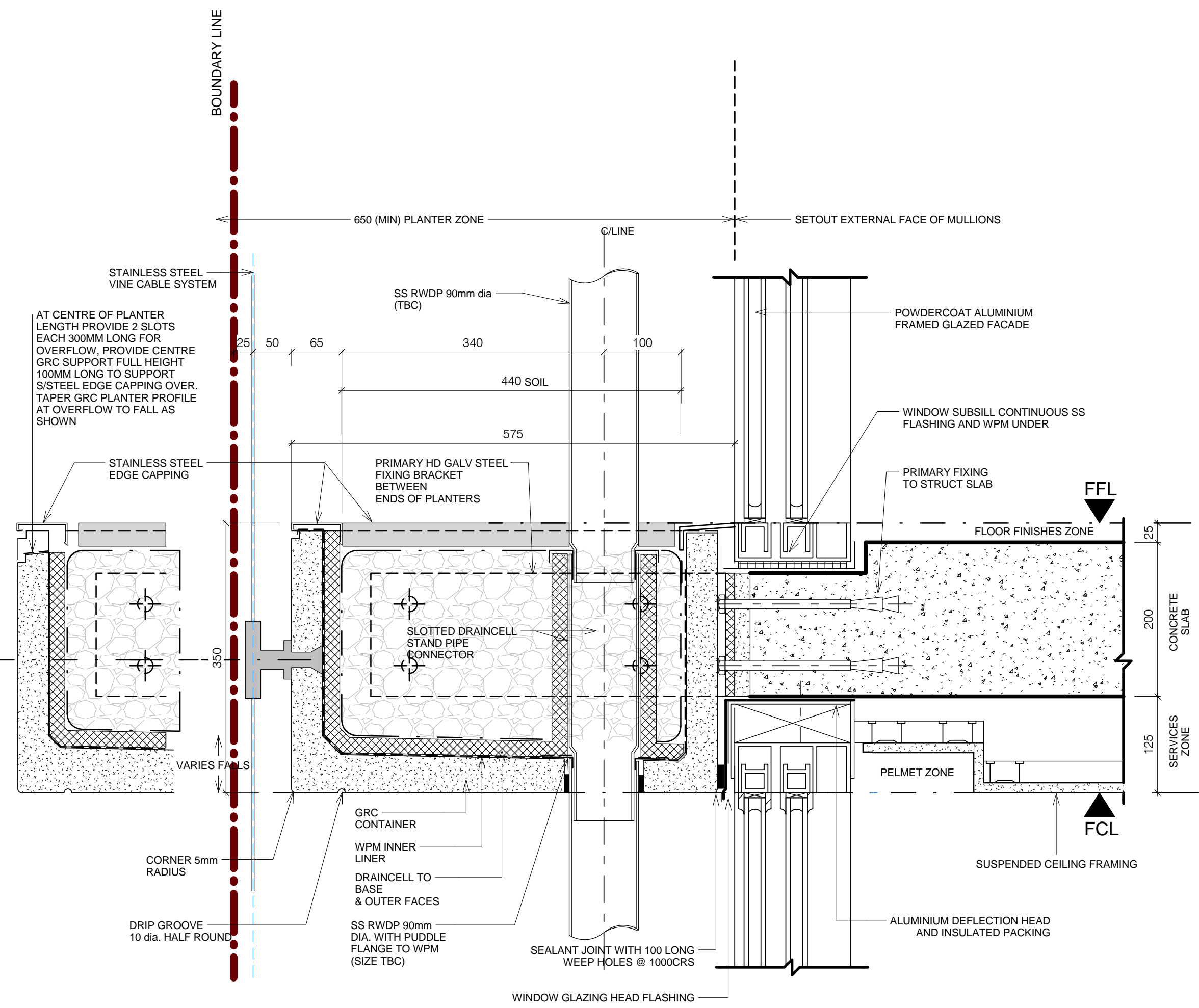
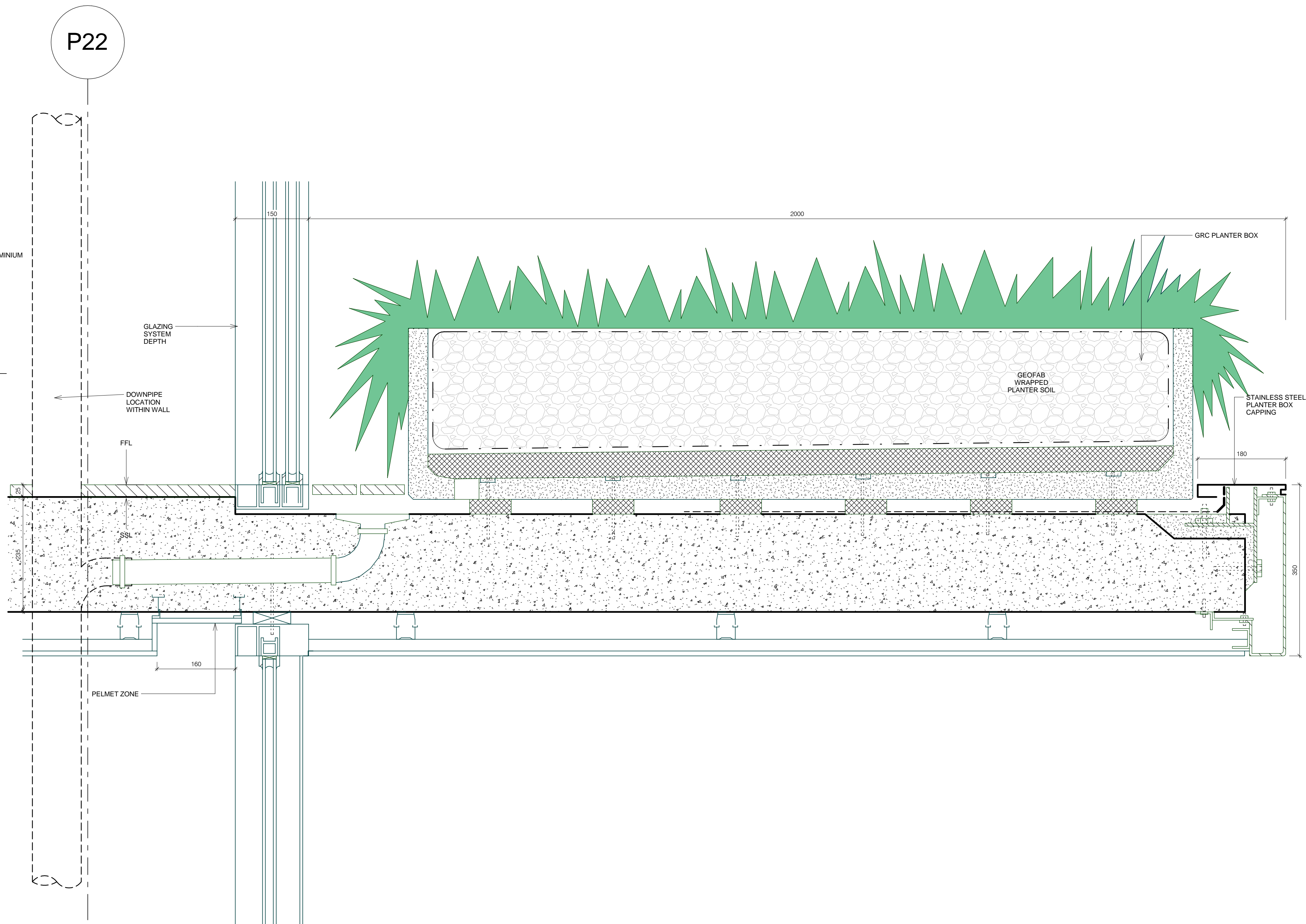


3 PLANTER TYP JOINT DETAIL PLAN  
1 : 5

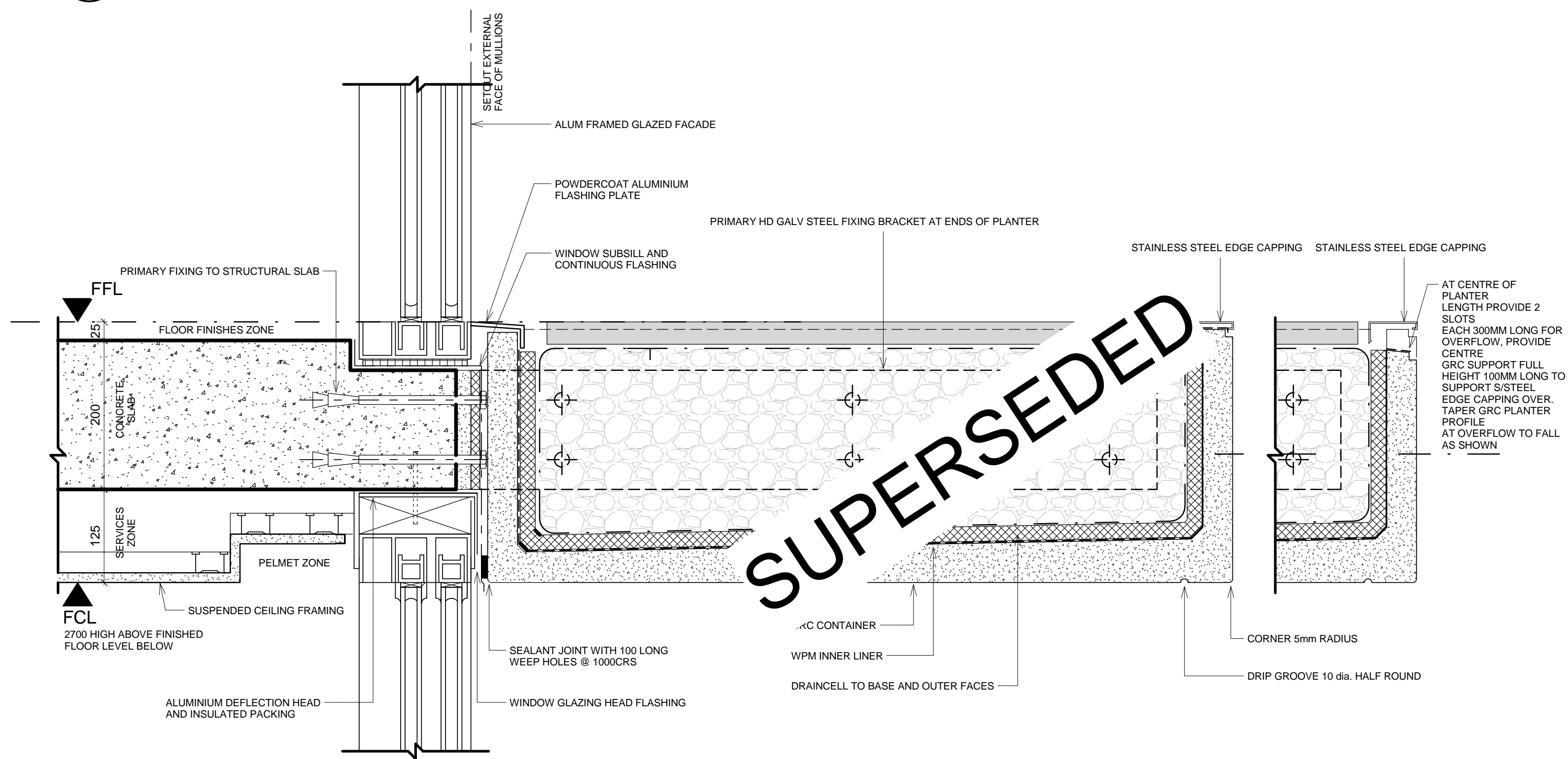


NOTE REFER TO DETAIL 02 THIS SHEET FOR DETAIL OF OVERFLOW SLOT REQUIREMENT TO PLANTERS

1 PLANTER TYP DRAIN PIPE SECTION  
1 : 5



4 SECTION THROUGH POP UP AND PLANTER  
1 : 5



2 PLANTER BOLT-ON 1000 WIDE SECTION  
1 : 5

Do not scale from drawings.  
These drawings are to be used for construction purposes only.  
Copying or reproduction of this drawing is strictly prohibited without the consent of Fraser Property & Wates Pty.  
The drawings shall not be used for any other purpose without the written consent of the Architect.  
The Engineer shall not be responsible for checking accuracy and completeness of data received.  
Any use of the electronic data in part or whole shall be at the user's risk.  
The CAD files and their contents are solely the responsibility of the Project Manager and design team and shall not be used for any other purpose without the written consent of the Architect.

No.	Amendment	Chk.	Date
A	AMENDED PLANNING APPLICATION	MD	24.09.10
B	AMENDED PLANNING APPLICATION	MD	01.10.10
C	AMENDED PLANNING APPLICATION	MD	15.10.10
D	AMENDED PLANNING APPLICATION	MD	26.10.10
E	AMENDED PLANNING APPLICATION	MD	10.11.10
F	AMENDED PLANNING APPLICATION (2)	MD	25.07.11
G	AMENDED PLANNING APPLICATION (2)	MD	08.08.11

Approvals	By:	Date:
Consultant Approval:		
Client Approval:		
Contractor Approval:		

Key Plan:

Client:

**FRASERS PROPERTY**

L11, 488 KENT ST.  
SYDNEY  
NSW 2000  
Tel: 61 2 8823 8800  
Fax: 61 2 8823 9301

Lead Architect:

**Ateliers Jean Nouvel**  
10 cité d'Angoulême  
75011 Paris / France  
T: 33 1 49 23 83 83 F: 33 1 49 14 81 10

Local Collaborating Architect:

**PTW Architects**  
Level 17, 31 Castlereagh St  
Sydney NSW Australia 2000  
NSW Non-qualified Architects  
A Architects No. 40000  
J Blom Architects No. 2002  
D Jones Architects No. 4778  
S Jones Architects No. 4779  
S Jones Architects No. 4780  
A Thompson Architects No. 5007

Consultant:

**PTW**  
T +612 9232 5877  
F +612 9221 4139

Contractor:

Project:

**ONE CENTRAL PARK**

Title:

**TOWER PLANTER BOX DETAILS**

0	50	100	200	300mm
Scale:	1 : 5	@B1	Plot Date:	8/08/2011 12:28:02 PM
Dwg No:	A-PA-OA-962	Revision:	G	209.065
Status:	AMENDED PLANNING APPLICATION			

C:\Pw\Loc\OFFICE\Amended PA\_Meeting\PTW\_Central\_Park.dwg