WEST(PYRMONT STREET)ELEVATION SCALE 1:100

NOTE: REFER TO DRWGS J078/C/HT 7 00 001/DD-003/DD INCL. -FACADE REPAIRS

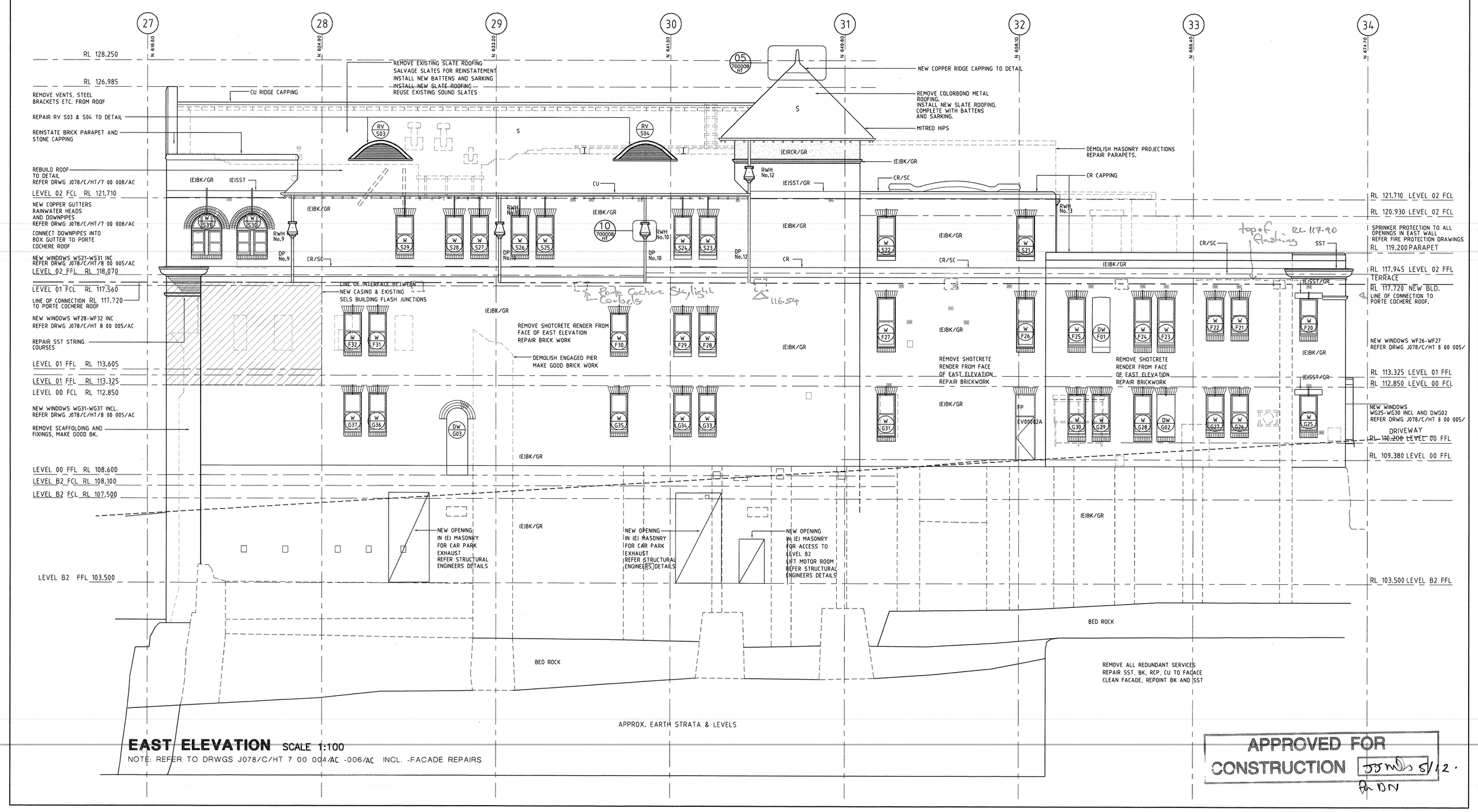

EAST ELEVATION SCALE 1:100

NOTE: REFER TO DRWGS J078/C/HT 7 00 004/AC -006/AC INCL. -FACADE REPAIRS

APPROVED FOR CONSTRUCTION JJ 5/12

MATERIALS LEGEND

ACB	AUTOCLAVED CONC. BLOCK (HEBEL)
BK	BRICKWORK
BL	BLOCKWORK
CA	CARPET
C	CONCRETE
CP	CONCRETE PAVING
CR	CEMENT RENDER
CR/SC	CEMENT RENDER (SELF COLOURED)
CU	COPPER
GT	GRANOLITHIC TOPPING
PB	PLASTERBOARD
PB/WR	WATER RESISTANT PLASTERBOARD
PB/FR	FIRE RESISTENT PLASTERBOARD
PCP	PRECAST CONCRETE PAVERS
PCF	PRECAST CONCRETE FLOOR
PLY	PLYWOOD
RC	REINFORCED CONCRETE
RCR	ROUGHCAST RENDER
SST	SANDSTONE
SV	SHEET VINYL
S	SLATE ROOFING
T	TIMBER
TC	TERRACOTTA
VFT	VITRIFIED FLOOR TILE
WPM	WATER PROOF MEMBRANE

SCHEDULE OF FINISHES

FLOOR FINISHES

FFC1	CARPET TO BOH OFFICES
FH1	VITRIFIED FLOOR TILES
FFH2	SLATE TREADS TO STAIRS
FFST	STEEL TROWEL FINISH – CONCRETE
FFVS1	SHEET VINYL

SKIRTING

FSDU	DUCTED SKIRTING
FSH1	CERAMIC SKIRTING TILE
FSH2	DECORATIVE PROFILED TIMBER SKIRTING TYPE 1
FSH3	DECORATIVE PROFILED TIMBER SKIRTING TYPE 2
FSH4	DECORATIVE PROFILED TIMBER SKIRTING TYPE 3
FSV	VINYL SKIRTING

WALL TYPES

NWBKH1	NEW MASONRY WALL
(E)BKH1	EXISTING MASONRY WALL
NWST	STEEL STUD WALL, PLASTERBOARD LININGS ACOUSTIC INSULATION
TP2	TOILET PARTITION SYSTEM BOH

CEILING

CFC	OFF FORM CONCRETE CLASS 3 FINISH
CFPB	SUSPENDED SET PLASTERBOARD CEILING
CFH1	SET PLASTER CEILING WITH CRH1
CFH2	SET PLASTER CEILING WITH CRH2
CFH3	SET PLASTER CEILING WITH CRH3
CFH4	SET PLASTER CEILING WITH CRH4
CFH5	SET PLASTER CEILING WITH CRH5
CFH6	CFPB WITH CRH6

CORNICE

CRH1	PLASTER DECORATIVE CORNICE TYPE 1
CRH2	PLASTER DECORATIVE CORNICE TYPE 2
CRH3	PLASTER DECORATIVE CORNICE TYPE 3
CRH4	PLASTER DECORATIVE CORNICE TYPE 4
CRH5	PLASTER DECORATIVE CORNICE TYPE 5
CRH6	FIBROUS "PLASTER" DECORATIVE CORNICE

WALL FINISHES

WFH1	75x150mm CERAMIC WALL TILE
WFH2	SET PLASTER OVER CEMENT RENDER
WFH3	BAGGED BRICKWORK
WFPT	PAINT FINISH TO PLASTERBOARD
WFPB	PLASTERBOARD OVER (E)WFH1

ABBREVIATIONS

BHD	BULKHEAD
CJ	CONSTRUCTION JOINT
D_	DOOR NO._
DAR	DRESSED ALL ROUND
DPC	DAMP PROOF COURSE
DP NO._	DOWNPIPE NO._
DW NO._	DUMMY WINDOW NO._
EDB	ELECTRICAL DISTRIBUTION BOARD
EJ	EXPANSION JOINT
EX	OUT OF
F	FIXED
FB	FIXED BOARDING
FCL	FINISHED CEILING LEVEL
FD_	FIRE DOOR NO._
FFL	FINISHED FLOOR LEVEL
FG	FIXED GLAZING
FP	FIXED PANEL
FR	FIRE RATED
FRL	FIRE RESISTANCE LEVEL
FS	FINISHED SIZE
GR	GENERAL REPAIRS
JT	JOINT
PABX	TELEPHONE EXCHANGE
RL	RELATIVE LEVEL
RS	ROLLER SHUTTER
RV	ROOF VENT
RWH NO._	RAINWATER HEAD NO._
RWS	RAINWATER SUMP
SMH	SEWER MANHOLE
STC	SOUND TRANSMISSION CLASS
U/S	UNDERSIDE
VP	VENT PIPE
W_	WINDOW NO._
WP	WEATHER PROOF
WV	WALL VENT
(E)	EXISTING
(TME)	TO MATCH EXISTING
(VOS)	VERIFY ON SITE
(N)	NEW

FIXTURES

CS	CLEANERS SINK AND TAPS
CWDU	COOL WATER DISPENSING UNIT
FCU 1	FANCOIL UNIT NO. 1
FCU 2	FANCOIL UNIT NO. 2
FCU 3	FANCOIL UNIT NO. 3
FH	FIRE HYDRANT
FHR	FIRE HOSE REEL
FX	FIRE EXTINGUISHER
FW	FLOOR WASTE
FRIG 1	140 LITRE REFRIGERATOR
HB2	HAND BASIN – BOH
HB3	DISABLED HAND BASIN AND TAPSET
HB4	SEMI RECESSED VANITY BASIN
HC	HOSE COCK
HWS	ZIP HOT WATER SERVICE
MIRR 1	HALF HEIGHT MIRROR
PBD	PINBOARD/NOTICE BOARD
PTD	PAPER TOWEL DISPENSER AND WASTE BIN
SCOV	SEAT COVER DISPENSER
SDISP2	SOAP DISPENSER
SK	SERIES 1000 KITCHEN SINK AND MIXER
TPH6	TOILET PAPER HOLDER LARGE
WBD	WHITE BOARD
WC2	TOILET PAN BOH
WC3	DISABLED TOILET, TOILET SUITE AND GRAB RAILS
WC4	TOILET SUITE – BOH
WHU	WALL HUNG URINAL

© Copyright 1994 Casino Control Authority

Reproduction of the whole or part of the document constitutes an infringement of copyright. The information, ideas and concepts contained in this document are confidential. The recipient(s) of this document is/are prohibited from disclosing such information, ideas and concepts to any person without the prior written consent of the copyright holder.

Quality Record Status :

	REVIEW		SIGNATURE	DATE
HOWARD TANNER ASSOC.	Author	ABH		1/12/95
	DVR	CMJ		1/12/95
	CDM	HNT		1/12/95
	COORDINATION			6-12-95
LCPL	PDM			8/12

Completion of the Quality Record is evidence that the design and drawing have been verified as conforming with the requirements of the Consultant's Quality Plan. Where the Quality Record is incomplete, all information on the drawing is intended for preliminary purpose only as design verification has not been carried out.

AMENDMENTS

REV.	DATE	DESCRIPTION	APPR	DVR
A	1/12/95	APPROVED FOR CONSTRUCTION		

RECEIVED 20 NOV 1995 COX / HILLIER ARCHITECTS

CONTRACTOR
LEIGHTON CONTRACTORS P/L
Level 10, 12 Help St.
Chatswood NSW 2067
Phone : (02) 414 3333
Fax : (02) 415 2509
ACN 000 893 667

CLIENT
SYDNEY HARBOUR CASINO
Level 5, 154 Sussex St.
Sydney NSW 2000
Phone : (02) 262 3855
Fax : (02) 262 3433
ACN 060 510 410

ARCHITECTS
HOWARD TANNER & ASSOCIATES PTY. LTD
Architects & Planners
52 Albion Street Phone : (61) 02-281 4399
SURRY HILLS NSW 2010 Fax : (61) 02-281 4337
ACN 001 209 392

KEY PLAN

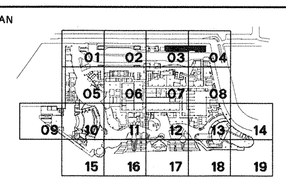

PROJECT NORTH

SYDNEY HARBOUR CASINO

DRAWING TITLE
SYDNEY ELECTRIC LIGHTING STATION
OFFICE BUILDING–
PROPOSED WORKS TO
EAST & WEST ELEVATIONS

SCALE 1:100 | CADATA

DRAWING No. J078/C/HT 3 00 004/AC (JOB NO. / CONNECT / DISCIPLINE / SERIES / LEVEL OR SCALE / SECTOR OR SHEET No. / STATUS)

REV. A

940230
3ELS

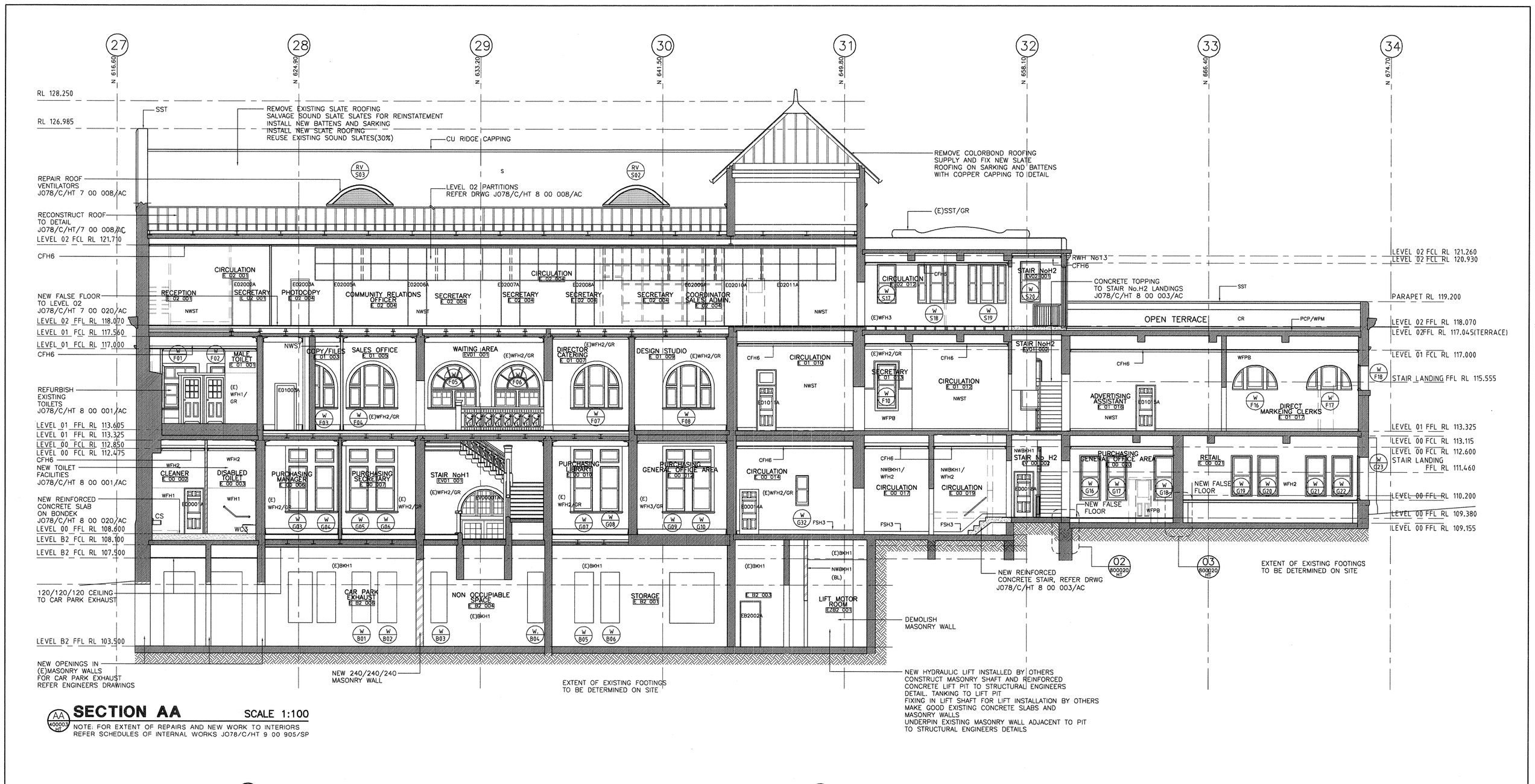

SECTION AA SCALE 1:100

NOTE: FOR EXTENT OF REPAIRS AND NEW WORK TO INTERIORS REFER SCHEDULES OF INTERNAL WORKS J078/C/HT 9 00 905/SP

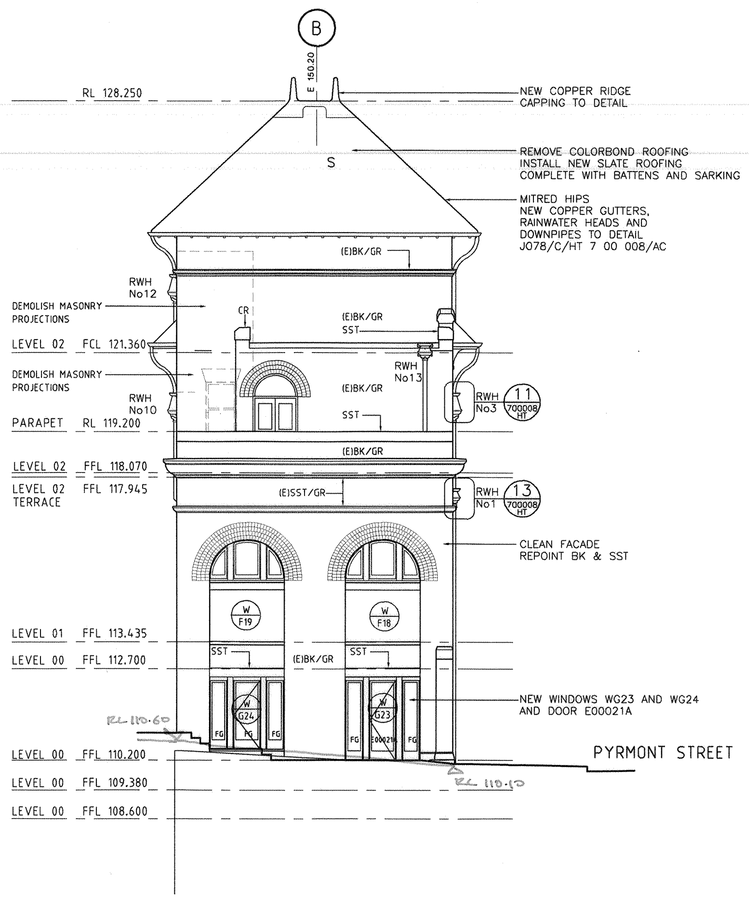

NORTH (JONES BAY RD.) ELEVATION SCALE 1:100

REFER DRWG J078/C/HT/7 00 007/AC - FACADE REPAIRS

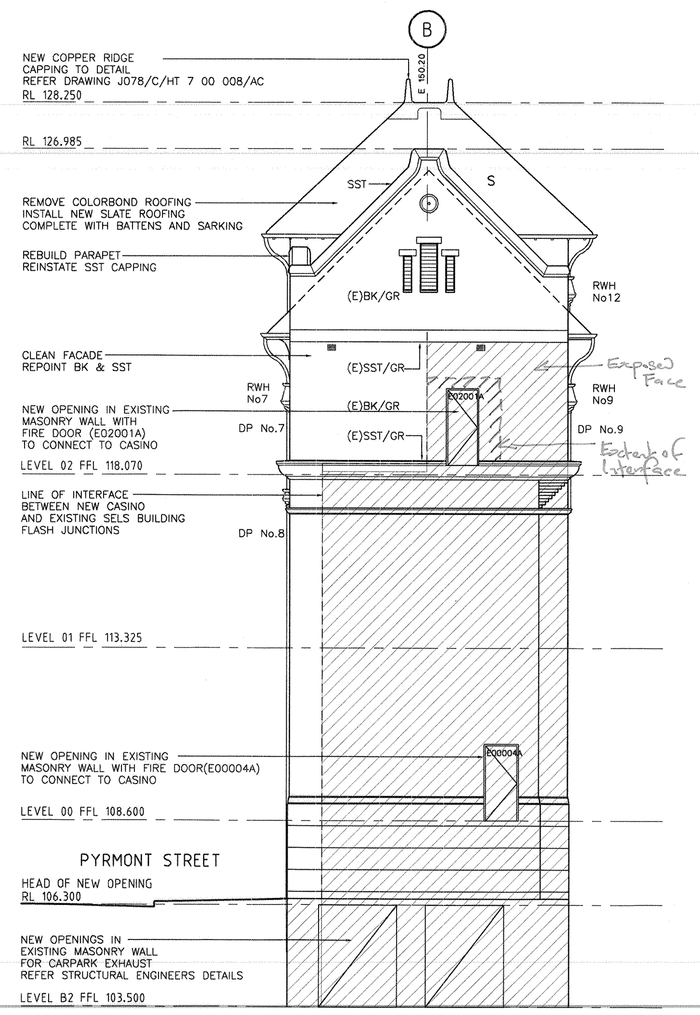

SOUTH ELEVATION SCALE 1:100

REFER DRWG J078/C/HT/7 00 007/AC - FACADE REPAIRS

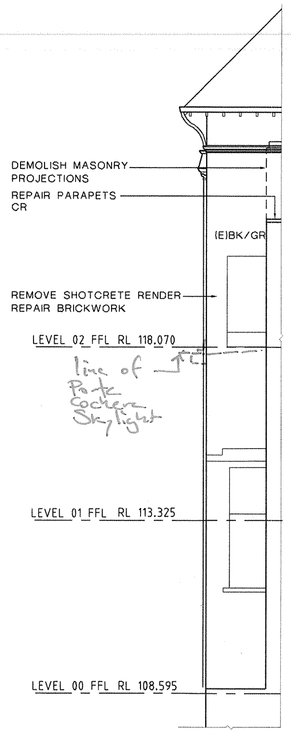

SECTION F SCALE 1:100

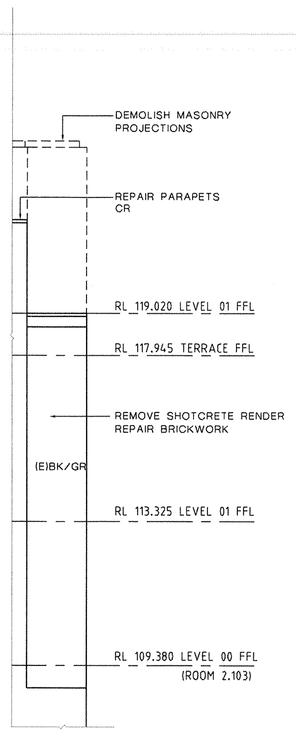

SECTION G SCALE 1:100

APPROVED FOR CONSTRUCTION

MATERIALS LEGEND

ACB	AUTOCLAVED CONC. BLOCK (HEBEL)
BK	BRICKWORK
BL	BLOCKWORK
CA	CARPET
C	CONCRETE
CP	CONCRETE PAVING
CR	CEMENT RENDER
CR/SC	CEMENT RENDER (SELF COLOURED)
CU	COPPER
GT	GRANOLITHIC TOPPING
PB	PLASTERBOARD
PB/WR	WATER RESISTANT PLASTERBOARD
PB/FR	FIRE RESISTENT PLASTERBOARD
PCP	PRECAST CONCRETE PAVERS
PCF	PRECAST CONCRETE FLOOR
PLY	PLYWOOD
RC	REINFORCED CONCRETE
RCR	ROUGHCAST RENDER
SST	SANDSTONE
SV	SHEET VINYL
S	SLATE ROOFING
T	TIMBER
TC	TERRACOTTA
VFT	VITRIFIED FLOOR TILE
WPM	WATER PROOF MEMBRANE

SCHEDULE OF FINISHES

FLOOR FINISHES

FFC1	CARPET TO BOH OFFICES
FFH1	VITRIFIED FLOOR TILES
FFH2	SLATE TREADS TO STAIRS
FFST	STEEL TROWEL FINISH – CONCRETE
FFVS1	SHEET VINYL

SKIRTING

FSDU	DUCTED SKIRTING
FSH1	CERAMIC SKIRTING TILE
FSH2	DECORATIVE PROFILED TIMBER SKIRTING TYPE 1
FSH3	DECORATIVE PROFILED TIMBER SKIRTING TYPE 2
FSH4	DECORATIVE PROFILED TIMBER SKIRTING TYPE 3
FSV	VINYL SKIRTING

WALL TYPES

NWBKH1	NEW MASONRY WALL
(E)BKH1	EXISTING MASONRY WALL
NWST	STEEL STUD WALL, PLASTERBOARD LININGS ACOUSTIC INSULATION
TP2	TOILET PARTITION SYSTEM BOH

CEILING

CFC	OFF FORM CONCRETE CLASS 3 FINISH
CFPB	SUSPENDED SET PLASTERBOARD CEILING
CFH1	SET PLASTER CEILING WITH CRH1
CFH2	SET PLASTER CEILING WITH CRH2
CFH3	SET PLASTER CEILING WITH CRH3
CFH4	SET PLASTER CEILING WITH CRH4
CFH5	SET PLASTER CEILING WITH CRH5
CFH6	CFPB WITH CRH6

CORNICE

CRH1	PLASTER DECORATIVE CORNICE TYPE 1
CRH2	PLASTER DECORATIVE CORNICE TYPE 2
CRH3	PLASTER DECORATIVE CORNICE TYPE 3
CRH4	PLASTER DECORATIVE CORNICE TYPE 4
CRH5	PLASTER DECORATIVE CORNICE TYPE 5
CRH6	FIBROUS "PLASTER" DECORATIVE CORNICE

WALL FINISHES

WFH1	75x150mm CERAMIC WALL TILE
WFH2	SET PLASTER OVER CEMENT RENDER
WFH3	BAGGED BRICKWORK
WFPT	PAINT FINISH TO PLASTERBOARD
WFPB	PLASTERBOARD OVER (E)WFH1

ABBREVIATIONS

BHD	BULKHEAD
CJ	CONSTRUCTION JOINT
D_	DOOR NO._
DAR	DRESSED ALL ROUND
DPC	DAMP PROOF COURSE
DP NO._	DOWNPIPE NO._
DW NO._	DUMMY WINDOW NO._
EDB	ELECTRICAL DISTRIBUTION BOARD
EJ	EXPANSION JOINT
EX	OUT OF
F	FIXED
FB	FIXED BOARDING
FCL	FINISHED CEILING LEVEL
FD_	FIRE DOOR NO._
FFL	FINISHED FLOOR LEVEL
FG	FIXED GLAZING
FP	FIXED PANEL
FR	FIRE RATED
FRL	FIRE RESISTANCE LEVEL
FS	FINISHED SIZE
GR	GENERAL REPAIRS
JT	JOINT
PABX	TELEPHONE EXCHANGE
RL	RELATIVE LEVEL
RS	ROLLER SHUTTER
RV	ROOF VENT
RWH NO._	RAINWATER HEAD NO._
RWS	RAINWATER SUMP
SMH	SEWER MANHOLE
STC	SOUND TRANSMISSION CLASS
U/S	UNDERSIDE
VP	VENT PIPE
W_	WINDOW NO._
WP	WEATHER PROOF
WV	WALL VENT
(E)	EXISTING
(TME)	TO MATCH EXISTING
(VOS)	VERIFY ON SITE
(N)	NEW

FIXTURES

CS	CLEANERS SINK AND TAPS
CWDU	COOL WATER DISPENSING UNIT
FCU 1	FANCOIL UNIT NO. 1
FCU 2	FANCOIL UNIT NO. 2
FCU 3	FANCOIL UNIT NO. 3
FH	FIRE HYDRANT
FHR	FIRE HOSE REEL
FX	FIRE EXTINGUISHER
FW	FLOOR WASTE
FRIG 1	140 LITRE REFRIGERATOR
HB2	HAND BASIN – BOH
HB3	DISABLED HAND BASIN AND TAPSET
HB4	SEMI RECESSED VANITY BASIN
HC	HOSE COCK
HWS	ZIP HOT WATER SERVICE
MIRR 1	HALF HEIGHT MIRROR
PBD	PINBOARD/NOTICE BOARD
PTD	PAPER TOWEL DISPENSER AND WASTE BIN
SCOV	SEAT COVER DISPENSER
SDISP2	SOAP DISPENSER
SK	SERIES 1000 KITCHEN SINK AND MIXER
TPH6	TOILET PAPER HOLDER LARGE
WBD	WHITE BOARD
WC2	TOILET PAN BOH
WC3	DISABLED TOILET, TOILET SUITE AND GRAB RAILS
WC4	TOILET SUITE – BOH
WHU	WALL HUNG URINAL

© Copyright 1994 Casino Control Authority

Reproduction of the whole or part of the document constitutes an infringement of copyright. The information, ideas and concepts contained in this document are confidential. The recipient(s) of this document is/are prohibited from disclosing such information, ideas and concepts to any person without the prior written consent of the copyright holder.

Quality Record Status :

	REVIEW		SIGNATURE	DATE
HOWARD TANNER & ASSOC. PTY.	Author	ABH		1/12/95
	DVR	CMJ		1/12/95
	CDM	HNT		1/12/95
	COORDINATION			4.12.95
LCPL	PDM			8/12

Completion of the Quality Record is evidence that the design and drawing have been verified as conforming with the requirements of the Consultant's Quality Plan. Where the Quality Record is incomplete, all information on the drawing is intended for preliminary purpose only as design verification has not been carried out.

AMENDMENTS

REV.	DATE	DESCRIPTION	APPR	DVR
A	1/12/95	APPROVED FOR CONSTRUCTION		

RECEIVED 30 NOV 1995 COX/HILLIER ARCHITECTS

CONTRACTOR: LEIGHTON CONTRACTORS P/L, Level 10, 12 Help St, Chatswood NSW 2067, Phone : (02) 414 3333, Fax : (02) 415 2509, ACN 000 893 667

CLIENT: SYDNEY HARBOUR CASINO, Level 5, 154 Sussex St, Sydney NSW 2000, Phone : (02) 262 3855, Fax : (02) 262 3433, ACN 060 510 410

ARCHITECTS: **HOWARD TANNER & ASSOCIATES PTY. LTD**, Architects & Planners, 52 Albion Street, SURRY HILLS NSW 2010, ACN 001 209 392, Phone : (61) 02-281 4399, Fax : (61) 02-281 4337

KEY PLAN

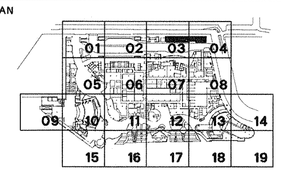

PROJECT NORTH

SYDNEY HARBOUR CASINO

DRAWING TITLE: SYDNEY ELECTRIC LIGHTING STATION OFFICE BUILDING– PROPOSED WORKS ELEVATIONS NORTH, SOUTH SECTION AA

SCALE 1:100 | CADATA

DRAWING No. **J078/C/HT 3 00 005/AC** (JOB NO / CONSULT / DISCIPLINE / SERIES / LEVEL OR ELEM / SECTOR OR SEQ No / STATUS) | REV. A

940230 SELS

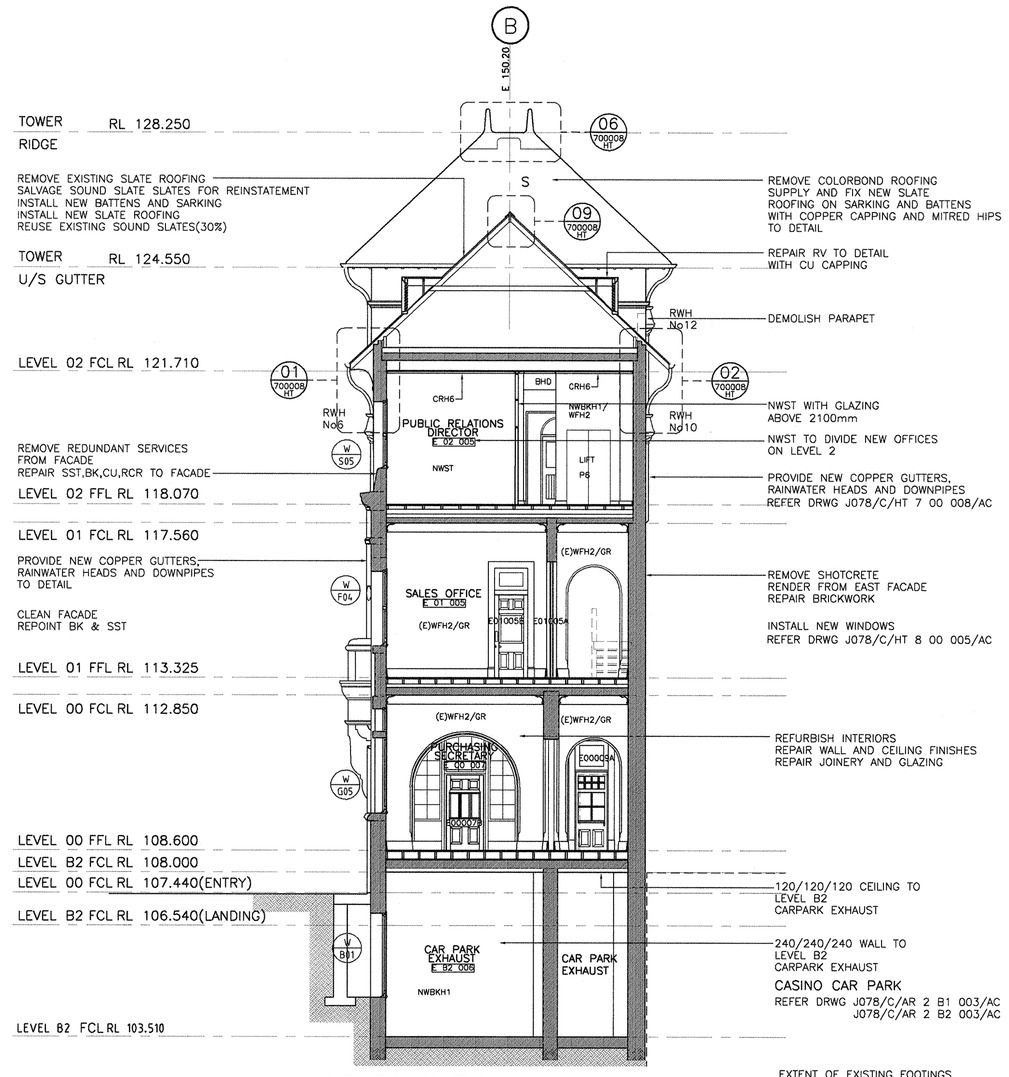

SECTION BB SCALE 1:100

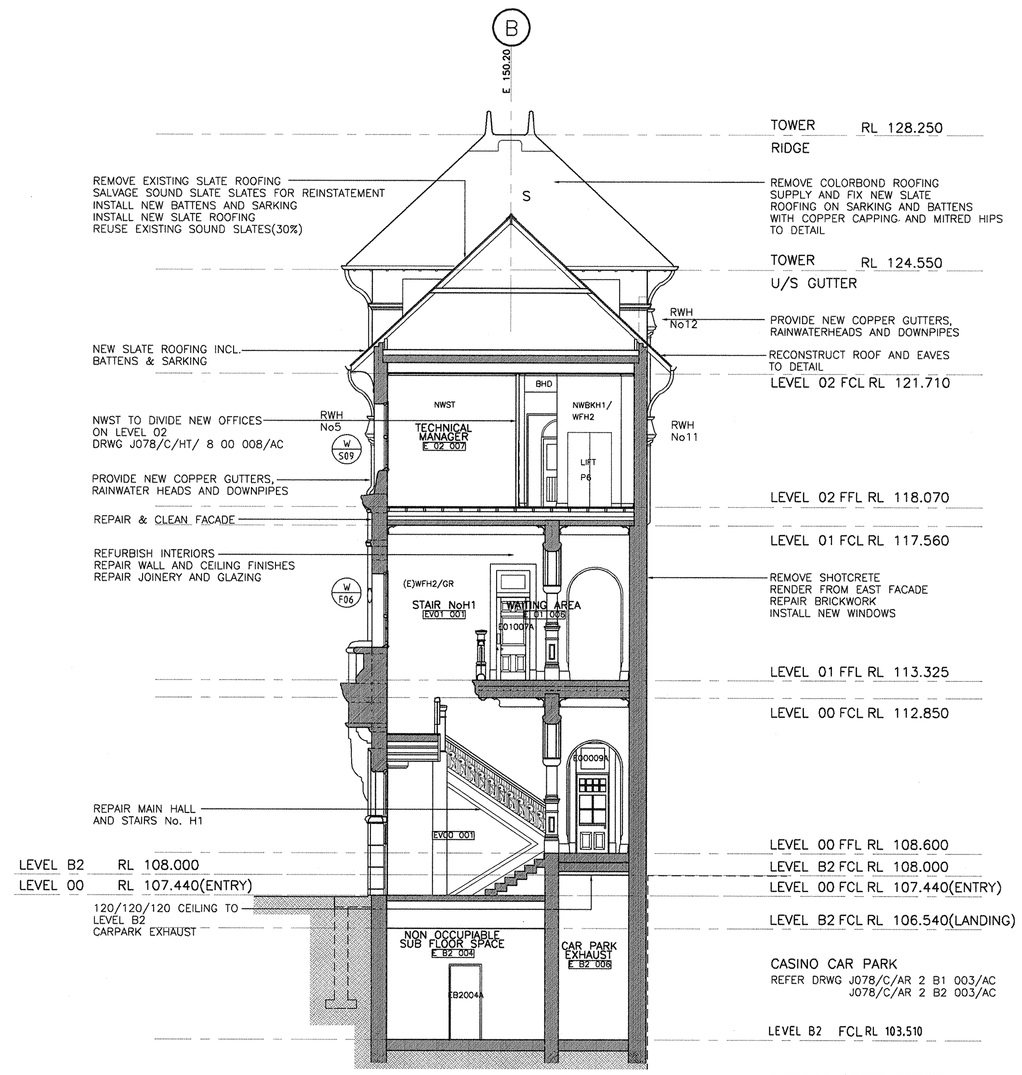

SECTION CC SCALE 1:100

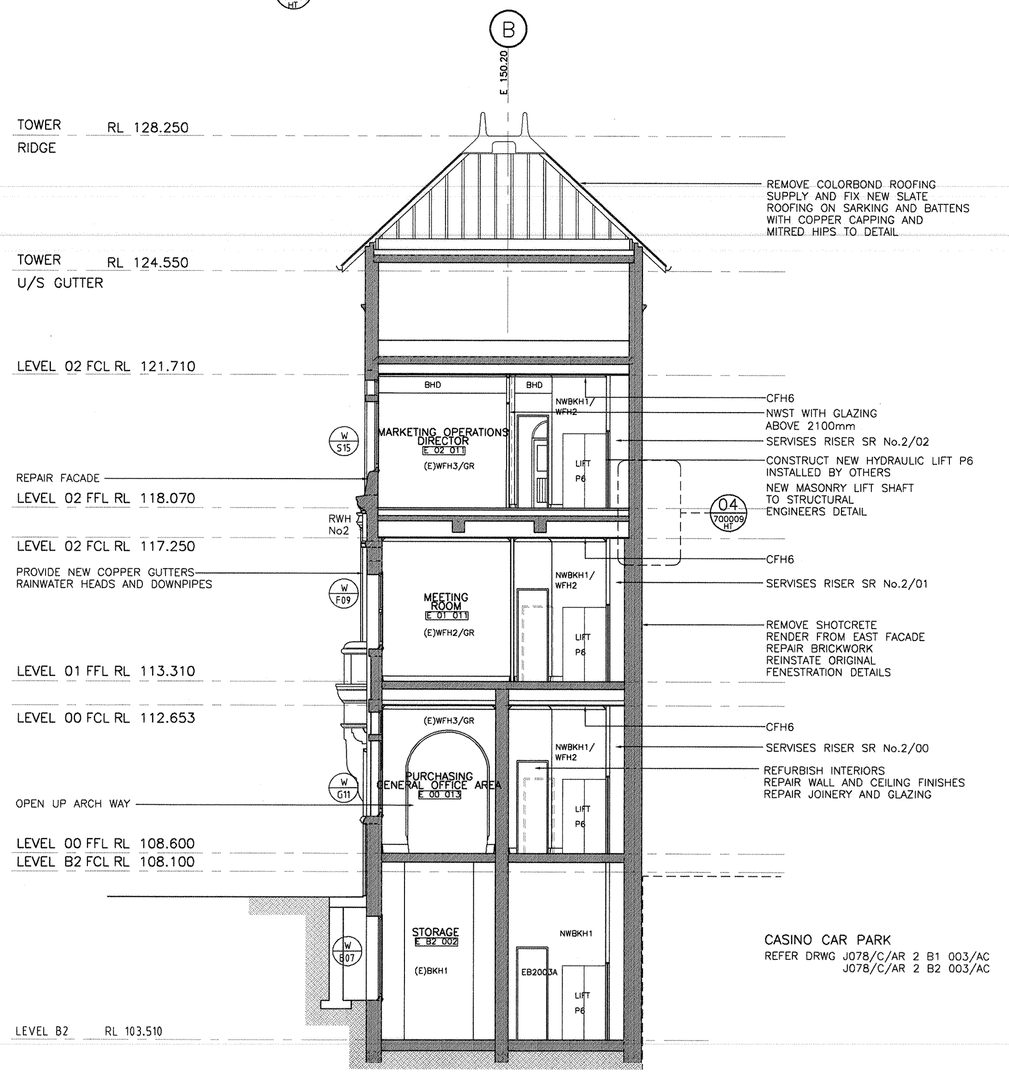

SECTION DD SCALE 1:100

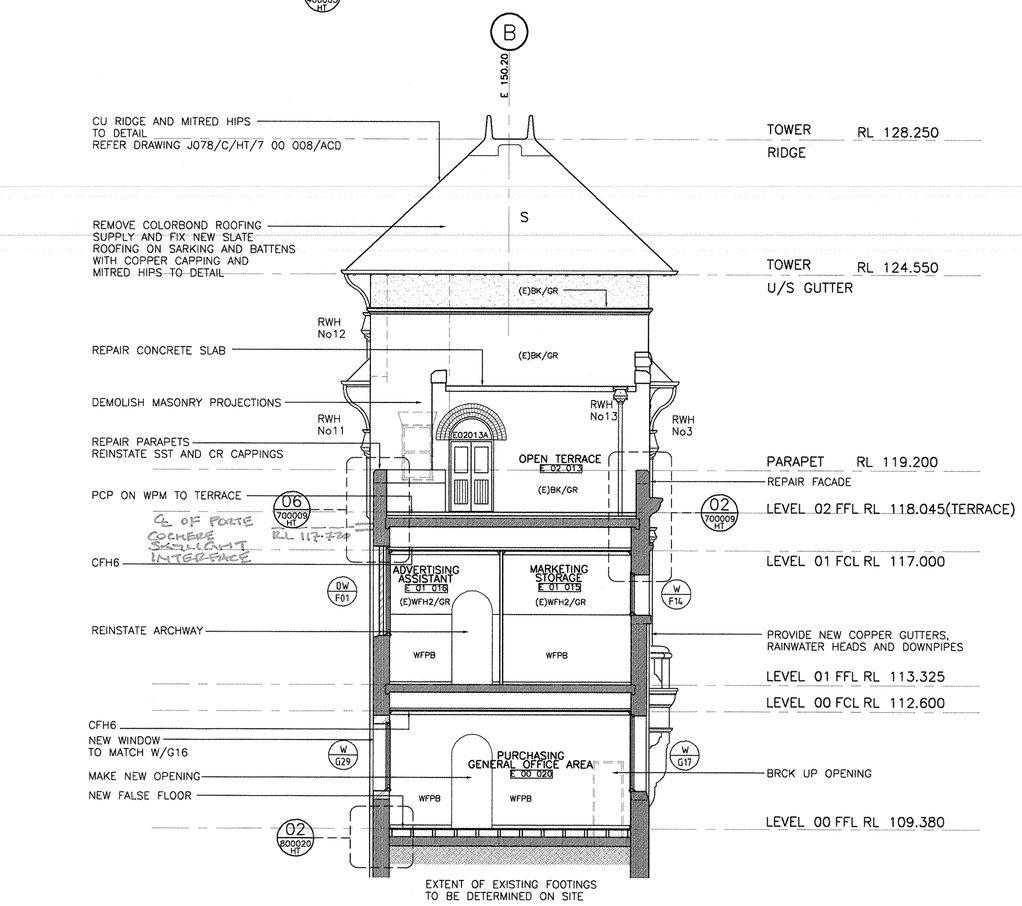

SECTION EE SCALE 1:100

NOTE: FOR EXTENT OF REPAIRS AND NEW WORK
TO INTERIORS REFER TO SCHEDULE OF INTERNAL WORKS
J078/C/HT 9 00 905/SP

APPROVED FOR CONSTRUCTION

MATERIALS LEGEND

ACB	AUTOCLAVED CONC. BLOCK (HEBEL)
BK	BRICKWORK
BL	BLOCKWORK
CA	CARPET
C	CONCRETE
CP	CONCRETE PAVING
CR	CEMENT RENDER
CR/SC	CEMENT RENDER (SELF COLOURED)
CU	COPPER
GT	GRANOLITHIC TOPPING
PB	PLASTERBOARD
PB/WR	WATER RESISTANT PLASTERBOARD
PB/FR	FIRE RESISTENT PLASTERBOARD
PCP	PRECAST CONCRETE PAVERS
PCF	PRECAST CONCRETE FLOOR
PLY	PLYWOOD
RC	REINFORCED CONCRETE
RCR	ROUGHCAST RENDER
SST	SANDSTONE
SV	SHEET VINYL
S	SLATE ROOFING
T	TIMBER
TC	TERRACOTTA
VFT	VITRIFIED FLOOR TILE
WPM	WATER PROOF MEMBRANE

SCHEDULE OF FINISHES

FLOOR FINISHES

FFC1	CARPET TO BOH OFFICES
FFH1	VITRIFIED FLOOR TILES
FFH2	SLATE TREADS TO STAIRS
FFST	STEEL TROWEL FINISH – CONCRETE
FFVS1	SHEET VINYL

SKIRTING

FSDU	DUCTED SKIRTING
FSH1	CERAMIC SKIRTING TILE
FSH2	DECORATIVE PROFILED TIMBER SKIRTING TYPE 1
FSH3	DECORATIVE PROFILED TIMBER SKIRTING TYPE 2
FSH4	DECORATIVE PROFILED TIMBER SKIRTING TYPE 3
FSV	VINYL SKIRTING

WALL TYPES

NWBKH1	NEW MASONRY WALL
(E)BKH1	EXISTING MASONRY WALL
NWST	STEEL STUD WALL, PLASTERBOARD LININGS ACOUSTIC INSULATION
TP2	TOILET PARTITION SYSTEM BOH

CEILING

CFC	OFF FORM CONCRETE CLASS 3 FINISH
CFPB	SUSPENDED SET PLASTERBOARD CEILING
CFH1	SET PLASTER CEILING WITH CRH1
CFH2	SET PLASTER CEILING WITH CRH2
CFH3	SET PLASTER CEILING WITH CRH3
CFH4	SET PLASTER CEILING WITH CRH4
CFH5	SET PLASTER CEILING WITH CRH5
CFH6	CFPB WITH CRH6

CORNICE

CRH1	PLASTER DECORATIVE CORNICE TYPE 1
CRH2	PLASTER DECORATIVE CORNICE TYPE 2
CRH3	PLASTER DECORATIVE CORNICE TYPE 3
CRH4	PLASTER DECORATIVE CORNICE TYPE 4
CRH5	PLASTER DECORATIVE CORNICE TYPE 5
CRH6	FIBROUS "PLASTER" DECORATIVE CORNICE

WALL FINISHES

WFH1	75x150mm CERAMIC WALL TILE
WFH2	SET PLASTER OVER CEMENT RENDER
WFH3	BAGGED BRICKWORK
WFPT	PAINT FINISH TO PLASTERBOARD
WFPB	PLASTERBOARD OVER (E)WFH1

ABBREVIATIONS

BHD	BULKHEAD
CJ	CONSTRUCTION JOINT
D_	DOOR NO.__
DAR	DRESSED ALL ROUND
DPC	DAMP PROOF COURSE
DP NO.__	DOWNPIPE NO.__
DW NO.__	DUMMY WINDOW NO.__
EDB	ELECTRICAL DISTRIBUTION BOARD
EJ	EXPANSION JOINT
EX	OUT OF
F	FIXED
FB	FIXED BOARDING
FCL	FINISHED CEILING LEVEL
FD_	FIRE DOOR NO.__
FFL	FINISHED FLOOR LEVEL
FG	FIXED GLAZING
FP	FIXED PANEL
FR	FIRE RATED
FRL	FIRE RESISTANCE LEVEL
FS	FINISHED SIZE
GR	GENERAL REPAIRS
JT	JOINT
PABX	TELEPHONE EXCHANGE
RL	RELATIVE LEVEL
RS	ROLLER SHUTTER
RV	ROOF VENT
RWH NO.__	RAINWATER HEAD NO.__
RWS	RAINWATER SUMP
SMH	SEWER MANHOLE
STC	SOUND TRANSMISSION CLASS
U/S	UNDERSIDE
VP	VENT PIPE
W_	WINDOW NO.__
WP	WEATHER PROOF
WV	WALL VENT
(E)	EXISTING
(TME)	TO MATCH EXISTING
(VOS)	VERIFY ON SITE
(N)	NEW

FIXTURES

CS	CLEANERS SINK AND TAPS
CWDU	COOL WATER DISPENSING UNIT
FCU 1	FANCOIL UNIT NO. 1
FCU 2	FANCOIL UNIT NO. 2
FCU 3	FANCOIL UNIT NO. 3
FH	FIRE HYDRANT
FHR	FIRE HOSE REEL
FX	FIRE EXTINGUISHER
FW	FLOOR WASTE
FRIG 1	140 LITRE REFRIGERATOR
HB2	HAND BASIN – BOH
HB3	DISABLED HAND BASIN AND TAPSET
HB4	SEMI RECESSED VANITY BASIN
HC	HOSE COCK
HWS	ZIP HOT WATER SERVICE
MIRR 1	HALF HEIGHT MIRROR
PBD	PINBOARD/NOTICE BOARD
PTD	PAPER TOWEL DISPENSER AND WASTE BIN
SCOV	SEAT COVER DISPENSER
SDISP2	SOAP DISPENSER
SK	SERIES 1000 KITCHEN SINK AND MIXER
TPH6	TOILET PAPER HOLDER LARGE
WBD	WHITE BOARD
WC2	TOILET PAN BOH
WC3	DISABLED TOILET, TOILET SUITE AND GRAB RAILS
WC4	TOILET SUITE – BOH
WHU	WALL HUNG URINAL

© Copyright 1994 Casino Control Authority

Reproduction of the whole or part of the document constitutes an infringement of copyright. The information, ideas and concepts contained in this document are confidential. The recipient(s) of this document is/are prohibited from disclosing such information, ideas and concepts to any person without the prior written consent of the copyright holder.

Quality Record Status :

	REVIEW		SIGNATURE	DATE
HOWARD TANNER & ASSOCIATES	Author	ABH		1/12/95
	DVR	CMJ		1/12/95
	CDM	HNT		1/12/95
	COORDINATION			4.12.95
LCPL	PDM			4/12

Completion of the Quality Record is evidence that the design and drawing have been verified as conforming with the requirements of the Consultant's Quality Plan. Where the Quality Record is incomplete, all information on the drawing is intended for preliminary purpose only as design verification has not been carried out.

AMENDMENTS

REV.	DATE	DESCRIPTION	APPR	DVR
A	1/12/95	APPROVED FOR CONSTRUCTION		

RECEIVED 30 NOV 1995 COX / HILLIER ARCHITECTS

CONTRACTOR
LEIGHTON CONTRACTORS P/L
Level 10, 12 Help St.
Chatswood NSW 2067
Phone : (02) 414 3333
Fax : (02) 415 2509
ACN 000 893 667

CLIENT
SYDNEY HARBOUR CASINO
Level 5, 154 Sussex St.
Sydney NSW 2000
Phone : (02) 262 3855
Fax : (02) 262 3433
ACN 060 510 410

ARCHITECTS
HOWARD TANNER & ASSOCIATES PTY. LTD
Architects & Planners
52 Albion Street
SURRY HILLS NSW 2010
ACN 001 209 392
Phone : (61) 02-281 4399
Fax : (61) 02-281 4337

KEY PLAN

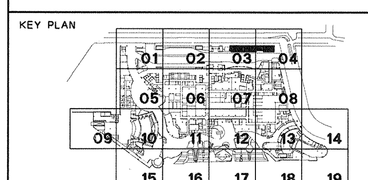

PROJECT NORTH

SYDNEY HARBOUR CASINO

DRAWING TITLE

SYDNEY ELECTRIC LIGHTING STATION
OFFICE BUILDING– PROPOSED WORKS
SECTIONS BB, CC, DD, EE

SCALE 1:50 | CADATA

DRAWING No. J078/C/HT 3 00 006/AC | REV. A

940230
SECS

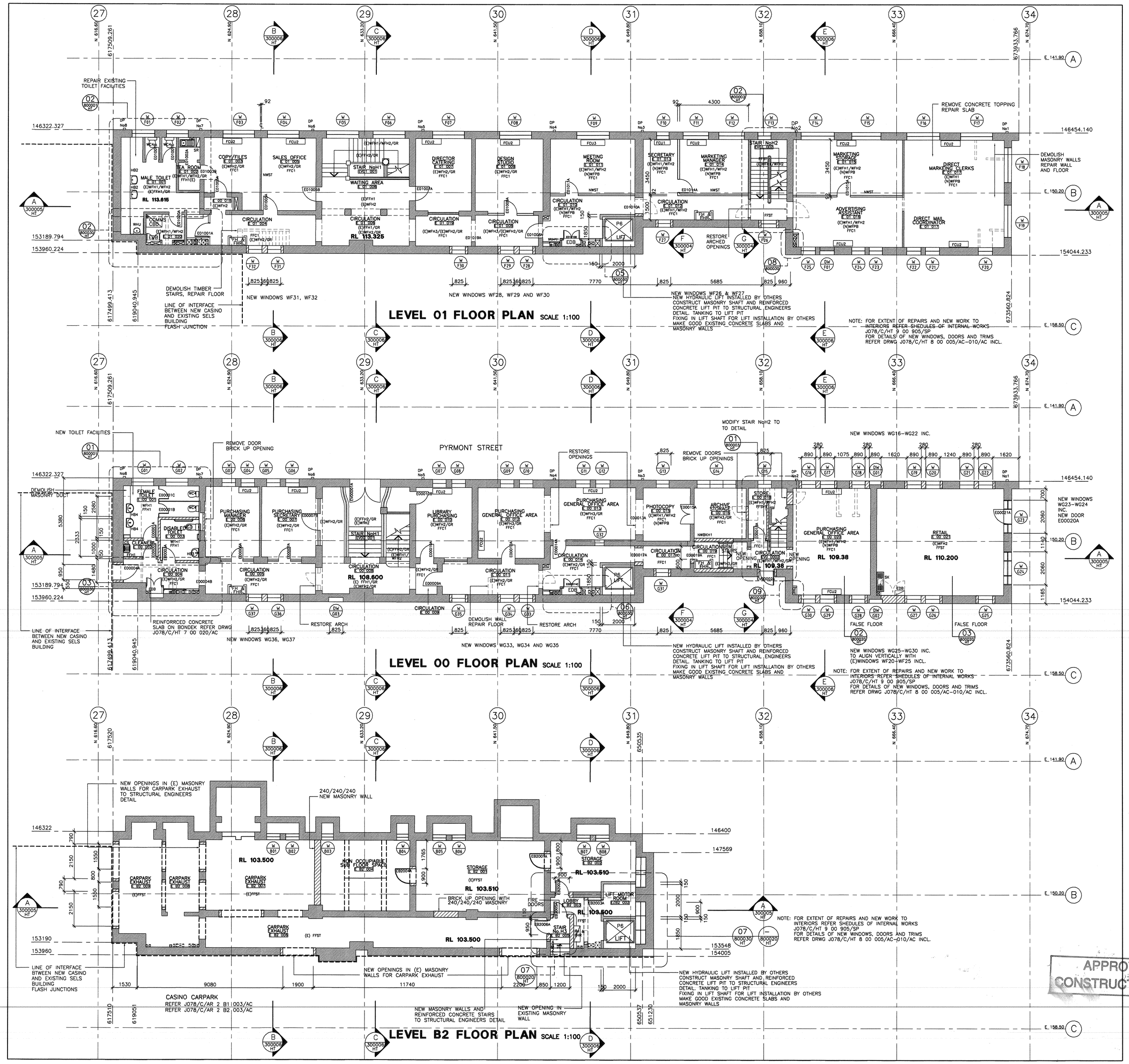

MATERIALS LEGEND

ACB	AUTOCLAVED CONC. BLOCK (HEBEL)
BK	BRICKWORK
BL	BLOCKWORK
CA	CARPET
C	CONCRETE
CP	CONCRETE PAVING
CR	CEMENT RENDER
CR/SC	CEMENT RENDER (SELF COLOURED)
CU	COPPER
GT	GRANOLITHIC TOPPING
PB	PLASTERBOARD
PB/WR	WATER RESISTANT PLASTERBOARD
PB/FR	FIRE RESISTENT PLASTERBOARD
PCP	PRECAST CONCRETE PAVERS
PCF	PRECAST CONCRETE FLOOR
PLY	PLYWOOD
RC	REINFORCED CONCRETE
RCR	ROUGHCAST RENDER
SST	SANDSTONE
SV	SHEET VINYL
S	SLATE ROOFING
T	TIMBER
TC	TERRACOTTA
VFT	VITRIFIED FLOOR TILE
WPM	WATER PROOF MEMBRANE

SCHEDULE OF FINISHES

FLOOR FINISHES

FFC1	CARPET TO BOH OFFICES
FFH1	VITRIFIED FLOOR TILES
FFH2	SLATE TREADS TO STAIRS
FFST	STEEL TROWEL FINISH – CONCRETE
FFVS1	SHEET VINYL

SKIRTING

FSDU	DUCTED SKIRTING
FSH1	CERAMIC SKIRTING TILE
FSH2	DECORATIVE PROFILED TIMBER SKIRTING TYPE 1
FSH3	DECORATIVE PROFILED TIMBER SKIRTING TYPE 2
FSH4	DECORATIVE PROFILED TIMBER SKIRTING TYPE 3
FSV	VINYL SKIRTING

WALL TYPES

NWBKH1	NEW MASONRY WALL
(E)BKH1	EXISTING MASONRY WALL
NWST	STEEL STUD WALL, PLASTERBOARD LININGS ACOUSTIC INSULATION
TP2	TOILET PARTITION SYSTEM BOH

CEILING

CFC	OFF FORM CONCRETE CLASS 3 FINISH
CFPB	SUSPENDED SET PLASTERBOARD CEILING
CFH1	SET PLASTER CEILING WITH CRH1
CFH2	SET PLASTER CEILING WITH CRH2
CFH3	SET PLASTER CEILING WITH CRH3
CFH4	SET PLASTER CEILING WITH CRH4
CFH5	SET PLASTER CEILING WITH CRH5
CFH6	CFPB WITH CRH6

CORNICE

CRH1	PLASTER DECORATIVE CORNICE TYPE 1
CRH2	PLASTER DECORATIVE CORNICE TYPE 2
CRH3	PLASTER DECORATIVE CORNICE TYPE 3
CRH4	PLASTER DECORATIVE CORNICE TYPE 4
CRH5	PLASTER DECORATIVE CORNICE TYPE 5
CRH6	FIBROUS "PLASTER" DECORATIVE CORNICE

WALL FINISHES

WFH1	75x150mm CERAMIC WALL TILE
WFH2	SET PLASTER OVER CEMENT RENDER
WFH3	BAGGED BRICKWORK
WFPT	PAINT FINISH TO PLASTERBOARD
WFPB	PLASTERBOARD OVER (E)WFH1

ABBREVIATIONS

BHD	BULKHEAD
CJ	CONSTRUCTION JOINT
D_	DOOR NO.__
DAR	DRESSED ALL ROUND
DPC	DAMP PROOF COURSE
DP NO.__	DOWNPIPE NO.__
DW NO.__	DUMMY WINDOW NO.__
EDB	ELECTRICAL DISTRIBUTION BOARD
EJ	EXPANSION JOINT
EX	OUT OF
F	FIXED
FB	FIXED BOARDING
FCL	FINISHED CEILING LEVEL
FD_	FIRE DOOR NO.__
FFL	FINISHED FLOOR LEVEL
FG	FIXED GLAZING
FP	FIXED PANEL
FR	FIRE RATED
FRL	FIRE RESISTANCE LEVEL
FS	FINISHED SIZE
GR	GENERAL REPAIRS
JT	JOINT
PABX	TELEPHONE EXCHANGE
RL	RELATIVE LEVEL
RS	ROLLER SHUTTER
RV	ROOF VENT
RWH NO.__	RAINWATER HEAD NO.__
RWS	RAINWATER SUMP
SMH	SEWER MANHOLE
STC	SOUND TRANSMISSION CLASS
U/S	UNDERSIDE
VP	VENT PIPE
W_	WINDOW NO.__
WP	WEATHER PROOF
WV	WALL VENT
(E)	EXISTING
(TME)	TO MATCH EXISTING
(VOS)	VERIFY ON SITE
(N)	NEW

FIXTURES

CS	CLEANERS SINK AND TAPS
CWDU	COOL WATER DISPENSING UNIT
FCU 1	FANCOIL UNIT NO. 1
FCU 2	FANCOIL UNIT NO. 2
FCU 3	FANCOIL UNIT NO. 3
FH	FIRE HYDRANT
FHR	FIRE HOSE REEL
FX	FIRE EXTINGUISHER
FW	FLOOR WASTE
FRIG 1	140 LITRE REFRIGERATOR
HB2	HAND BASIN – BOH
HB3	DISABLED HAND BASIN AND TAPSET
HB4	SEMI RECESSED VANITY BASIN
HC	HOSE COCK
HWS	ZIP HOT WATER SERVICE
MIRR 1	HALF HEIGHT MIRROR
PBD	PINBOARD/NOTICE BOARD
PTD	PAPER TOWEL DISPENSER AND WASTE BIN
SCOV	SEAT COVER DISPENSER
SDISP2	SOAP DISPENSER
SK	SERIES 1000 KITCHEN SINK AND MIXER
TPH6	TOILET PAPER HOLDER LARGE
WBD	WHITE BOARD
WC2	TOILET PAN BOH
WC3	DISABLED TOILET, TOILET SUITE AND GRAB RAILS
WC4	TOILET SUITE – BOH
WHU	WALL HUNG URINAL

APPROVED FOR CONSTRUCTION

RECEIVED - 3 DEC 1995

© Copyright 1994 Casino Control Authority

Reproduction of the whole or part of the document constitutes an infringement of copyright. The information, ideas and concepts contained in this document are confidential. The recipient(s) of this document is/are prohibited from disclosing such information, ideas and concepts to any person without the prior written consent of the copyright holder.

Quality Record Status :

	REVIEW		SIGNATURE	DATE
HOWARD TANNER & ASSOC. P/L	Author	ABH		1/12/95
	DVR	CMJ		1/12/95
	CDM	HNT		1/12/95
	COORDINATION			1.12.95
LCPL	PDM			1.12.95

Completion of the Quality Record is evidence that the design and drawing have been verified as conforming with the requirements of the Consultant's Quality Plan. Where the Quality Record is incomplete, all information on the drawing is intended for preliminary purpose only as design verification has not been carried out.

AMENDMENTS

REV.	DATE	DESCRIPTION	APPR	DVR
A	1/12/95	APPROVED FOR CONSTRUCTION		

RECEIVED 30 NOV 1995 COX/HILLIER ARCHITECTS

CONTRACTOR
LEIGHTON CONTRACTORS P/L
Level 10, 12 Help St.
Chatswood NSW 2067
Phone : (02) 414 3333
Fax : (02) 415 2509
ACN 000 893 667

CLIENT
SYDNEY HARBOUR CASINO
Level 5, 154 Sussex St.
Sydney NSW 2000
Phone : (02) 262 3855
Fax : (02) 262 3433
ACN 060 510 410

ARCHITECTS
HOWARD TANNER & ASSOCIATES PTY. LTD
Architects & Planners
52 Albion Street
SURRY HILLS NSW 2010
ACN 001 209 392
Phone : (61) 02-281 4399
Fax : (61) 02-281 4337

KEY PLAN

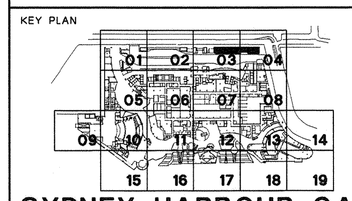

PROJECT NORTH

SYDNEY HARBOUR CASINO

DRAWING TITLE
SYDNEY ELECTRIC LIGHTING STATION
OFFICE BUILDING
PROPOSED FLOOR PLANS
LEVELS B2, 00, 01.

SCALE 1:100 | CADATA

DRAWING No. J078/C/HT 4 00 003/AC — PROJECT / SERIES / LEVEL OR ELEM. / SECTION OR BLD. No. / SEQUENCE — REV. A

940230 SELS

Plotted: Mon Nov 27 16:18:05 1995