








**PLACES OF INTEREST**




- A. Darling Walk Site
- B. East Darling Harbour development - Barangaroo
- C. Australian Maritime Museum
- D. Sydney Aquarium
- E. Queen Victoria Building
- F. Town Hall
- G. Convention Centre
- H. Hyde Park
- I. Exhibition Centre
- J. Chinese Gardens
- K. World Square
- L. Powerhouse Museum
- M. Entertainment Centre
- N. Entertainment Centre Car Park
- O. Chinatown - Dixon St and Dixon St North
- P. Paddy's Markets
- Q. Ian Thorpe Pool
- R. Central Station
- S. UTS
- T. SIT
- U. Belmore park
- V. Railway Square / Bus Terminals
- W. Former CUB Development Site
- X. ABC Ultimo Centre

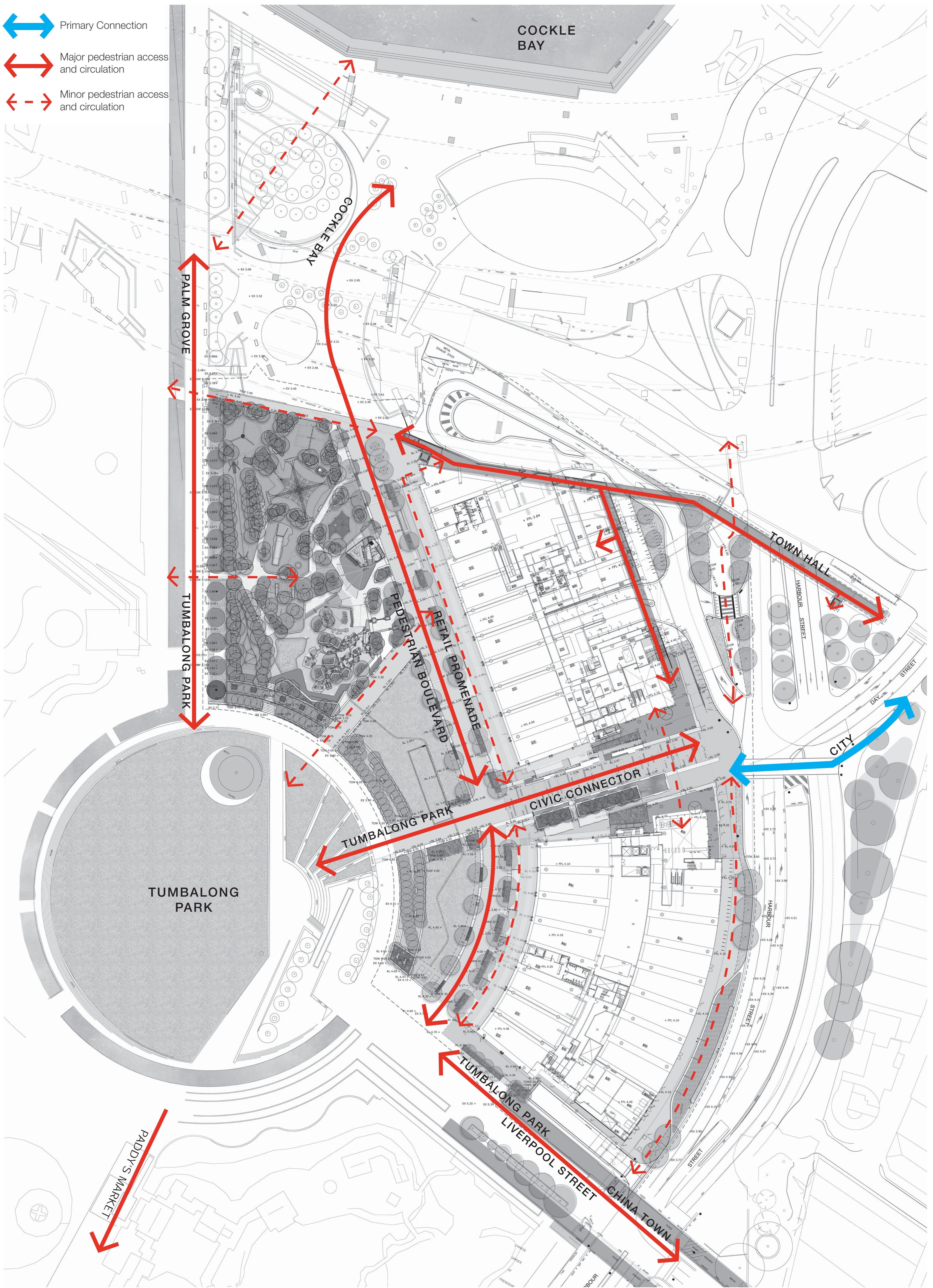
**KEY**

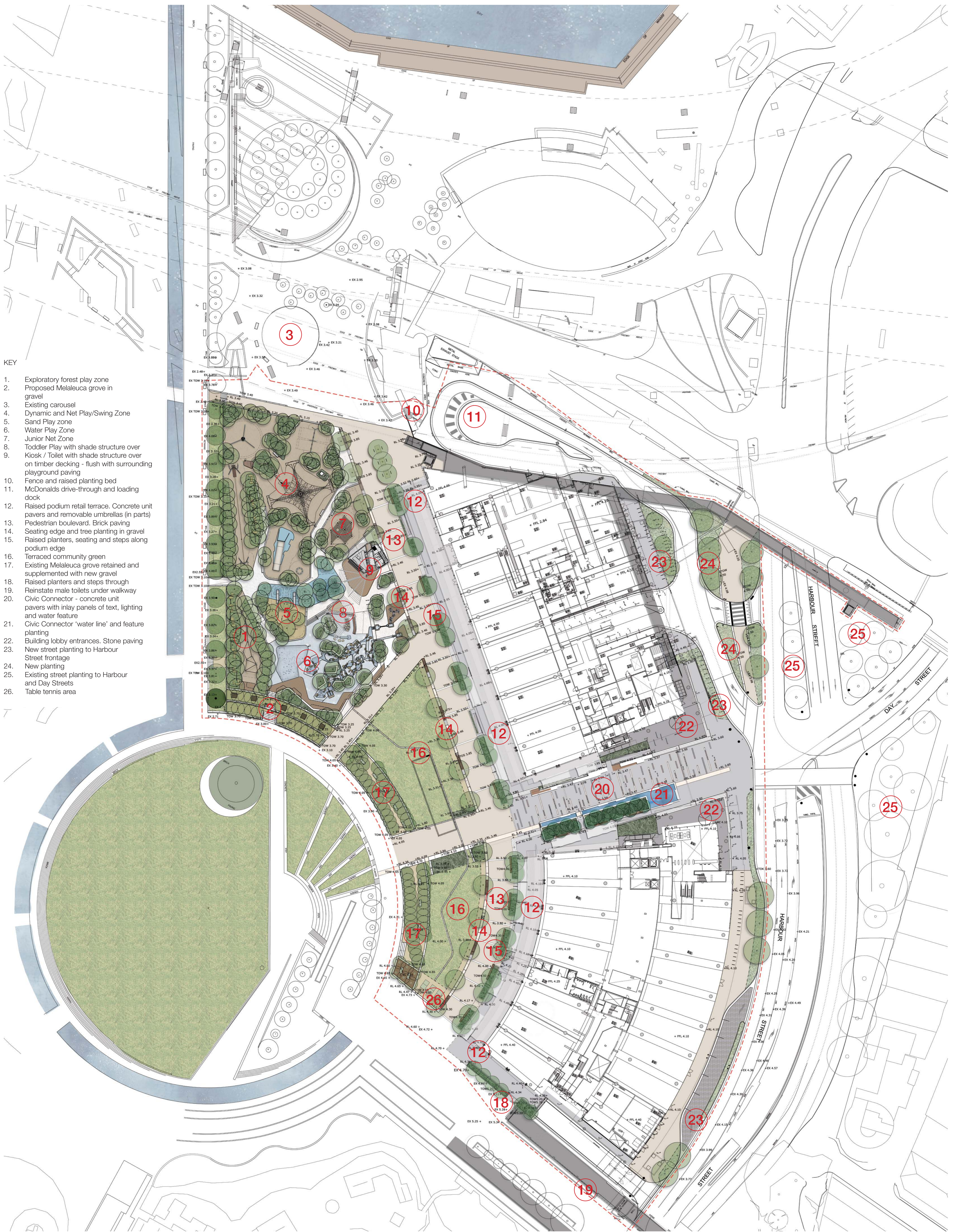
-  Monorail
-  Monorail Station
-  Metro Light Rail
-  Metro Light Rail Station
-  Train Station
-  Places of Interest
-  Darling Walk Site



Source: Google maps | 20.01.2007

-  Primary Connection
-  Major pedestrian access and circulation
-  Minor pedestrian access and circulation



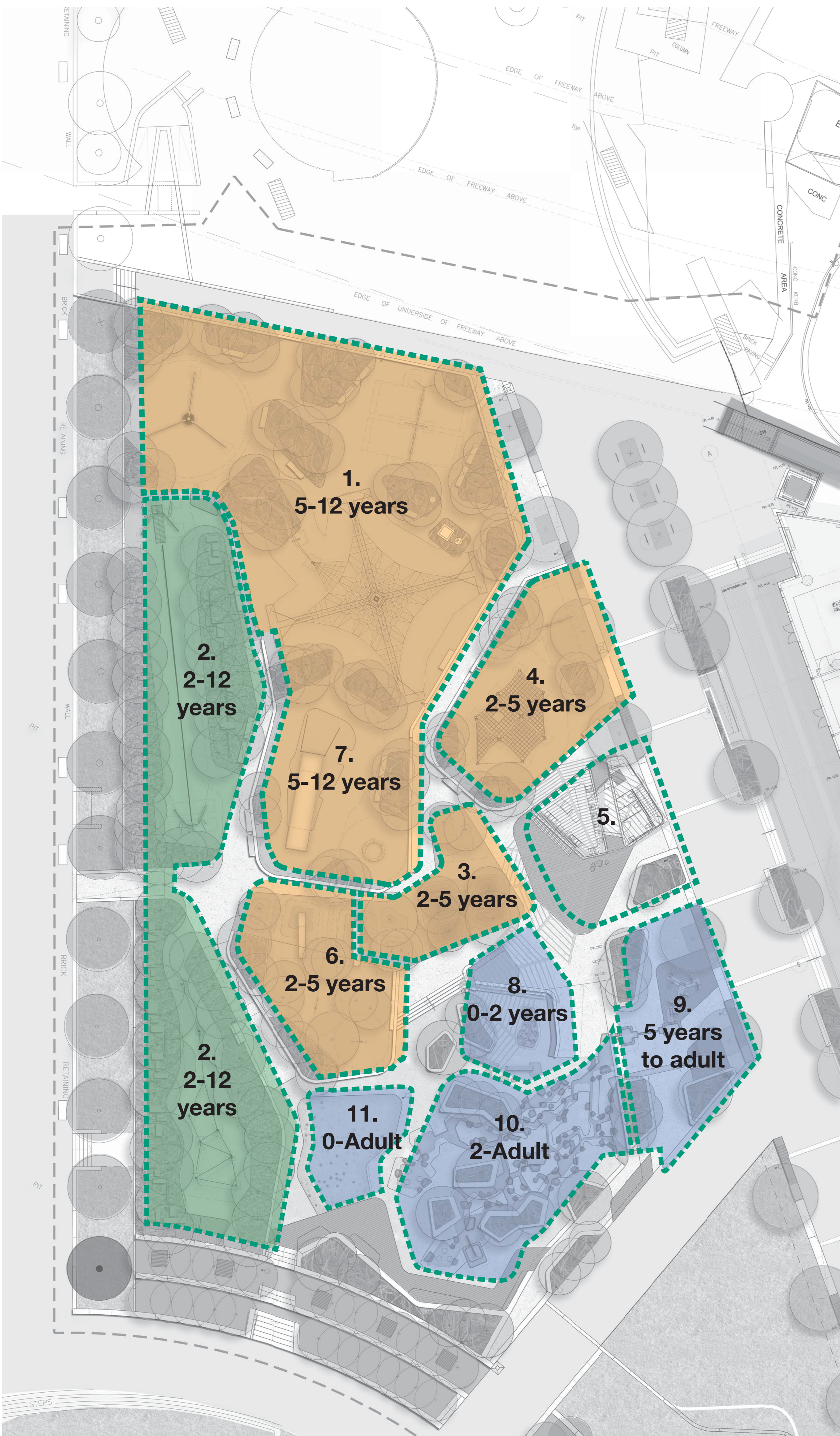


- KEY**
1. Exploratory forest play zone
  2. Proposed Melaleuca grove in gravel
  3. Existing carousel
  4. Dynamic and Net Play/Swing Zone
  5. Sand Play zone
  6. Water Play Zone
  7. Junior Net Zone
  8. Toddler Play with shade structure over Kiosk / Toilet with shade structure over on timber decking - flush with surrounding playground paving
  9. Fence and raised planting bed
  10. McDonalds drive-through and loading dock
  11. Raised podium retail terrace. Concrete unit pavers and removable umbrellas (in parts)
  12. Pedestrian boulevard. Brick paving
  13. Seating edge and tree planting in gravel
  14. Raised planters, seating and steps along podium edge
  15. Terraced community green
  16. Existing Melaleuca grove retained and supplemented with new gravel
  17. Raised planters and steps through
  18. Reinstate male toilets under walkway
  19. Civic Connector - concrete unit pavers with inlay panels of text, lighting and water feature
  20. Civic Connector "water line" and feature planting
  21. Building lobby entrances. Stone paving
  22. New street planting to Harbour Street frontage
  23. New planting
  24. Existing street planting to Harbour and Day Streets
  25. Table tennis area



KEY

1. Senior Dynamic Play Area (5-12 years)
2. Forest Exploration Area (2-12 years)
3. Mogul Terrain Zone (2-8 years)
4. Junior Dynamic Play Area (2-5 years)
5. Observation Zone (Kiosk and Toilets)
6. Junior Slide and Sand Play Area (2-5 years)
7. Senior Slide and Spinning Area (5-12 years)
8. Baby and Toddler Play Area (0-2 years)
9. Pumping Station (5 years-adult)
10. Water Channels Area (2-Adult)
11. Synchronised Jets (0-Adult)
12. Seating areas
13. Meleleuca grove with seating areas



## KEY

- 1. Senior dynamic play area (5-12 years)**
  - Large net climbing structure
  - 4 x large swings
  - 1 x rotating swing
  - Twisted rope bridge
  - *Livistona australis*
  - *Howea fosteriana*
- 2. Forest exploration area (2-12 years)**
  - Flying fox
  - Horizontal rope structure
  - Balancing beams
  - Salvaged sandstone blocks
  - Deck
  - *Corymbia maculata*
- 3. Mogul terrain zone (2-5 years)**
  - Mounded rubber 'soft fall' terrain
  - *Livistona australis*
  - *Howea fosteriana*
- 4. Junior dynamic play area (2-5 years)**
  - 2 x junior swings
  - Medium sized junior net climbing structure
  - *Livistona australis*
  - *Howea fosteriana*
- 5. Observation Zone**
  - Kiosk
  - Toilets (1 x accessible with baby change, 2 x unisex)
  - Bubblers
  - Shade structure
- 6. Junior slide and sand play area (2-5 years)**
  - 2 x slides
  - 2 x sand diggers
  - *Livistona australis*
  - *Howea fosteriana*
- 7. Senior slide and spinning area (5-12 years)**
  - 1 x wide custom slide on rubber mound
  - 1 x spinning element
  - 1 x climbing wall
  - Tunnels through mound
  - *Livistona australis*
  - *Howea fosteriana*
- 8. Baby toddler and play area (0-2 years)**
  - Sand pit
  - Carved sandstone with 'puddles'
  - Shade structure
- 9. Pumping station (5 years-adult)**
  - 7 x hand pumps
  - 1 x water wheel
  - Channels in ground surface
  - Troughs above ground
  - *Livistona australis*
  - *Howea fosteriana*
  - *Corymbia maculata*
- 10. Water channels area (2-Adult)**
  - Water channels with sluice gates and flow diverters
  - Interactive water moving elements
  - *Livistona australis*
  - *Howea fosteriana*
- 11. Synchronised jets area (0-Adult)**
  - Series of synchronised jets
  - Decorative applied finishes to concrete ground surface

**1. Senior dynamic play area (5-12 years)**



**2. Forest exploration area (2-12 years)**



**3. Mogul terrain zone (2-5 years)**



**4. Junior dynamic play area (2-5 years)**



**5. Observation Zone**



**6. Junior slide and sand play area (2-5 years)**



**7. Senior slide and spinning area (5-12 years)**



**8. Baby toddler and play area (0-2 years)**



**9. Pumping station (5 years-adult)**



**10. Water channels area (2-Adult)**



**11. Synchronised jets area (0-Adult)**





- KEY**
- Existing tree to be retained
  - Proposed tree
  - Existing tree to be relocated
  - Relocated tree

**TREE SCHEDULE**

Code	Species	Common Name	Vol (litre)	Planted Height (m)	Cal (mm)	Quantity
CM	<i>Corymbia maculata</i>	Spotted Gum	150L-300L varies	3 - 5.5m varies	25-40mm varies	90
EE	<i>Eleocharpus eumundii</i>	Quandong	400L	5.5m	80mm	3
HF	<i>Howea forsteriana</i>	Kentia Palm	N/A	6 to 8m	200mm	22
LA	<i>Livistona australis</i>	Cabbage Tree	N/A	4 to 10m varies	150 - 250mm varies	82
LI	<i>Lagerstroemia hybrid 'Natchez'</i>	Crepe Myrtle	200L	2.5m	40mm	31
LC	<i>Lophostemon confertus</i>	Brush Box	400L	6m	80mm	12
MQ	<i>Melaleuca quinquenervia</i>	Paperbark	300L	4m	60mm	34
TL	<i>Tristanopsis laurina 'Luscious'</i>	Luscious' Water Gum	400L	3.5m	80mm	14

**TREES**



1. *Corymbia maculata* Spotted Gum  
 2. *Livistonia australis* Cabbage Tree Palm  
 2. *Howea forsteriana* Kentia Palm  
 3. *Lagerstroemia hybrids 'Natchez'* Crepe Myrtle  
 4. *Melaleuca quinquenervia* Broad-leaved Paperbark  
 5. *Eleocharpus eumundii* Eumundi Quandong  
 6. *Tristanopsis laurina 'Luscious'* Luscious' Water Gum

**STREET TREES**

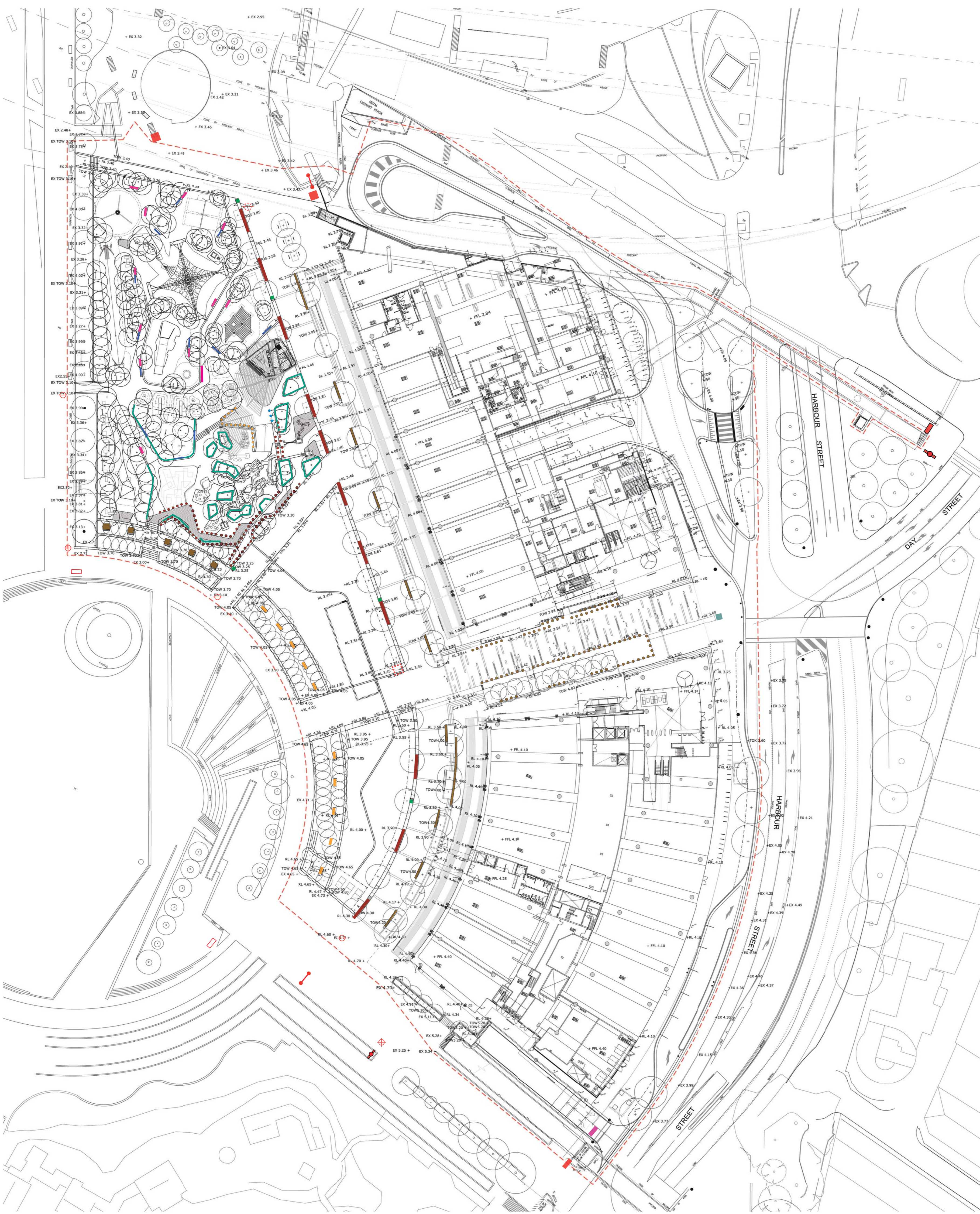


7. *Lophostemon confertus* Brush Box













UNDERSTOREY PLANTING

















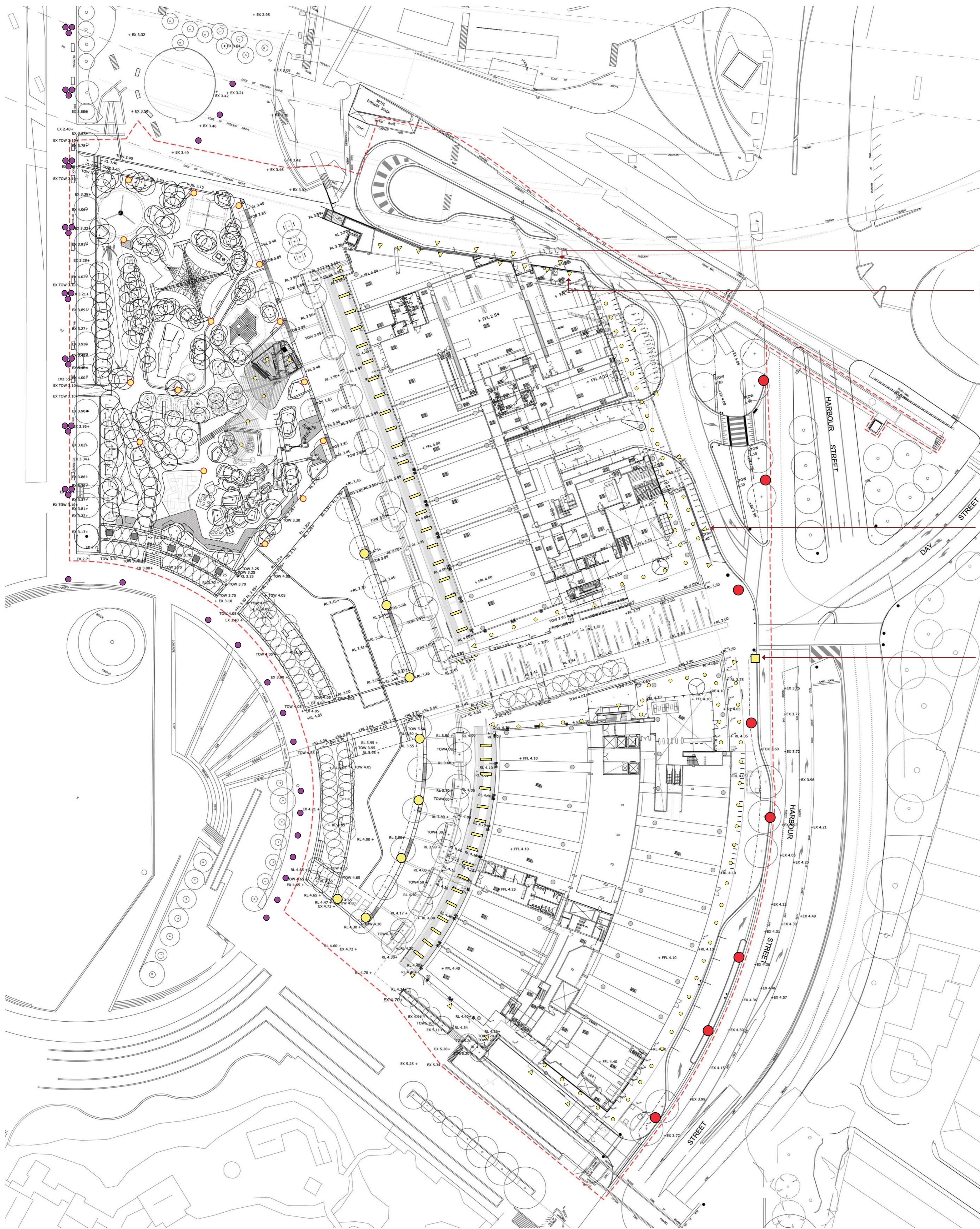


**Key: Seating**

-  Seating bench with back (relocated existing benches) = 10 no.
-  Seating bench with back (part of playground structure)
-  Seating without back: Type 1 - 6000 x 800 x 450mm height precast concrete benches with recycled timber seat = 11 no.
-  Seating without back: Type 2 - length varies x 500 x 450mm height timber seat = 11 no.
-  Informal seating (part of Civic Connector / podium terrace structure)
-  Informal seating (part of playground structure)
-  Seating bench without back - perforated metal
-  Seating bench with back - perforated metal
-  Seating bench without back - concrete (part of playground structure)
-  Timber seating bench - square 1500mm x 1500mm (playground)

**Key: Signage and Furniture**

-  Existing Primary Directional Marker
-  Existing Secondary Directional Marker
-  Proposed Secondary Directional Marker with directions to Cockle Bay, Chinese Gardens, Powerhouse Museum, Maritime Museum and City
-  Existing Pedestrian Amenity Marker
-  Proposed Pedestrian Amenity Marker with directions to Chinese Gardens, Cockle Bay and City
-  Existing Primary Map (replace map)
-  Existing Entry Marker
-  Proposed Entry Marker - to include directions to China Town via Hay Street
-  Relocated Existing Entry marker - to include directions to China Town
-  Existing Entry marker to be relocated
-  Existing Place Identification Marker
-  Existing JC Deceaux sign
-  Relocated existing rubbish bins = 4 no.
-  Water fountain = 3 no.



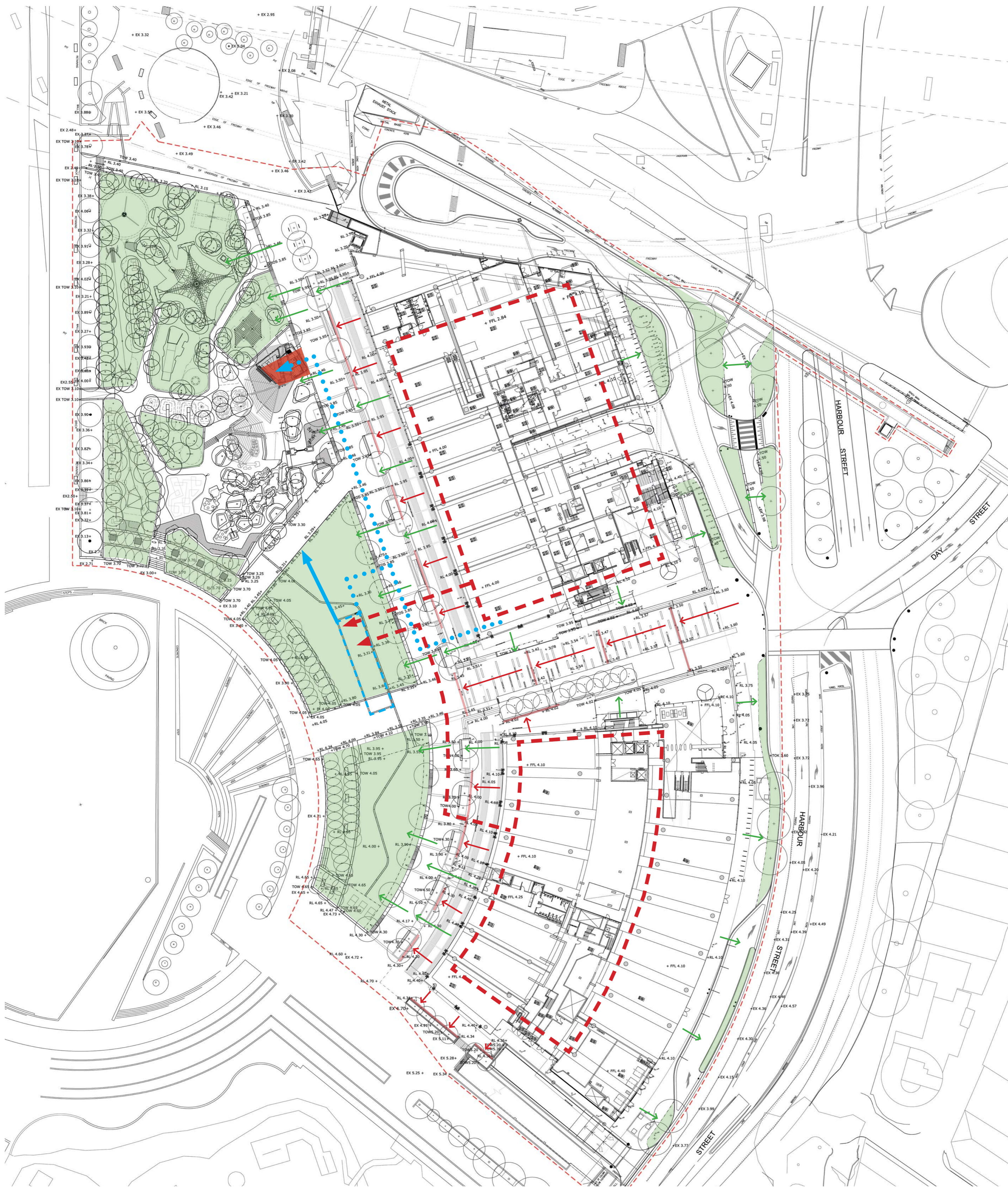
Drive-through Area Lighting Mounted on Wall

Footbridge Lighting Mounted on Wall

Road Lighting to Code

New Intersection Light to Code

- Existing Road Lighting to be retained
- Existing Single Post Top Light
- Existing Triple Post Top Light
- Relocated Road Light
- ▬ Proposed Under Awning Recessed Linear Light
- Proposed Post Top Light (6m high pole)
- ▼ Proposed Light Fixed to Building
- Proposed Under Canopy Downlight
- Proposed Intersection Lighting
- Proposed Playground Lighting - 6m high pole

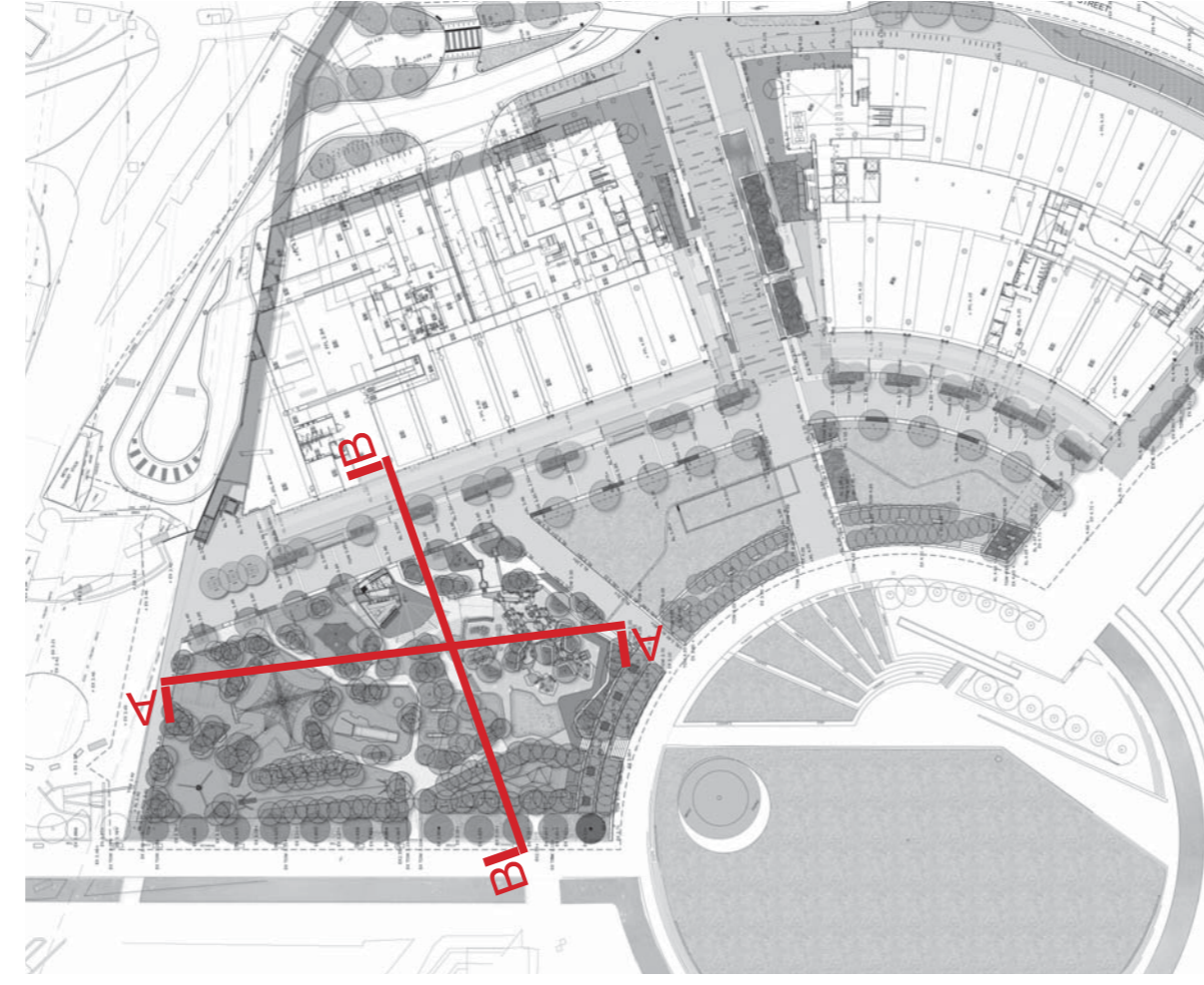


**Key:**

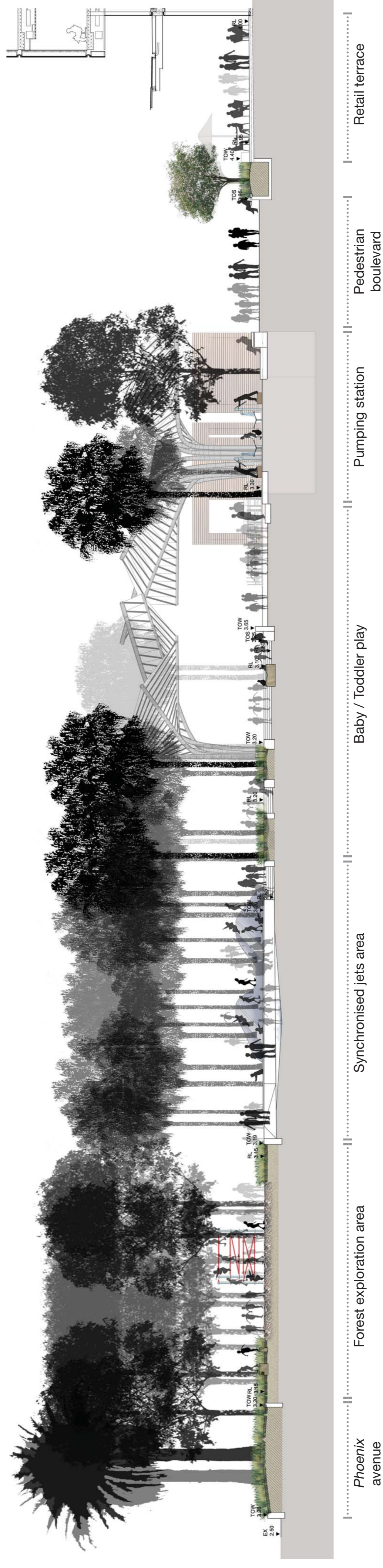
- Permeable landscape areas
- Subsurface rainwater collection tank (from roof water) - 300 kl
- Subsurface plantroom (under kiosk/ amenities structure) for treatment of collected roof water prior to use in civic connector water feature irrigation of toilet flushing
- Trench grates connected to SW mains
- Pavement run-off directed to grated drains/ SW system
- Pavement run-off directed to permeable landscape areas
- Roof water catchment
- Roof water diverted to water storage tank
- Water collection overflow to storm water culvert (Hay Lackey drain)
- Connection between stored water and plant room




**SECTION AA**



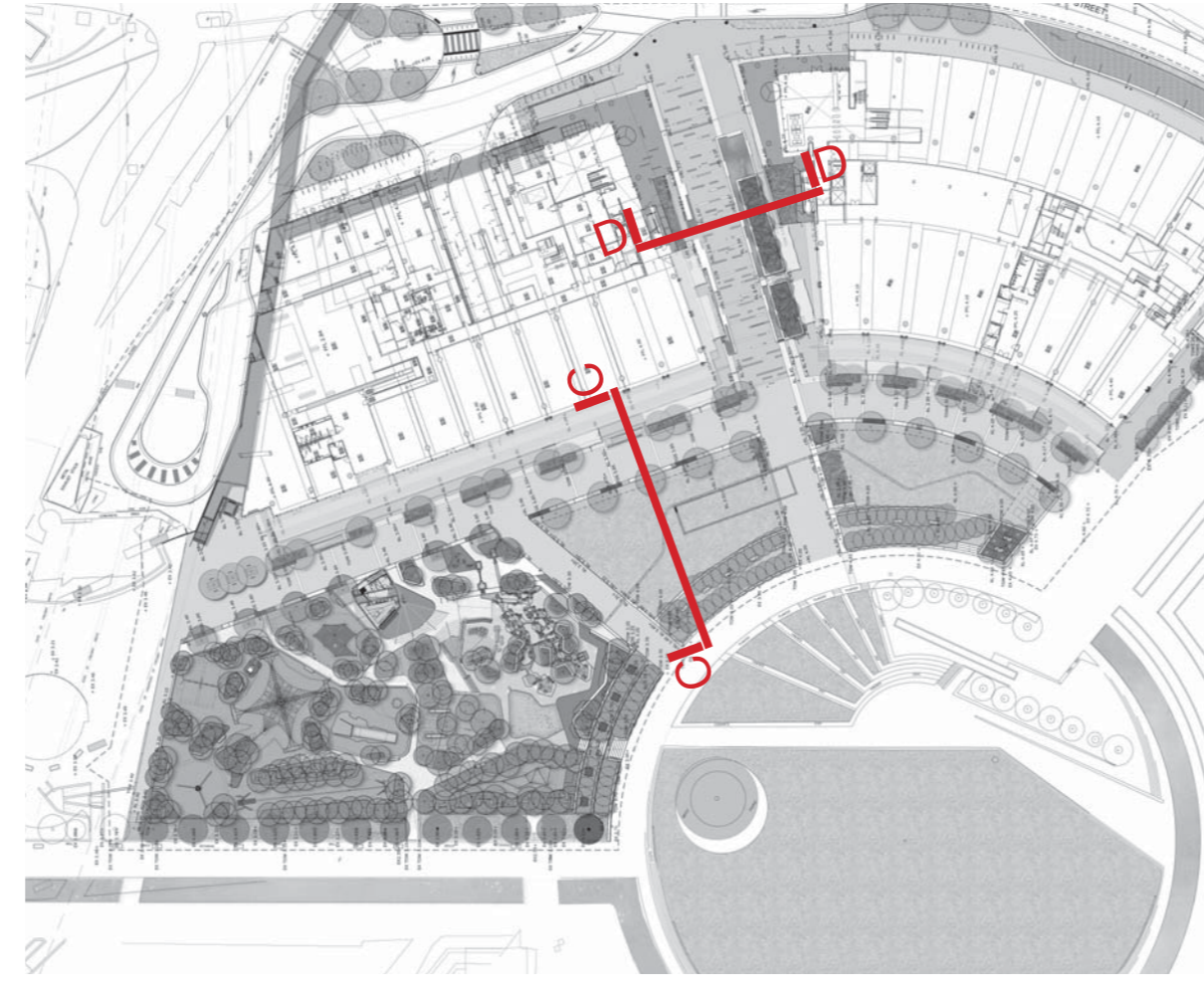
**KEY PLAN**




**SECTION BB**



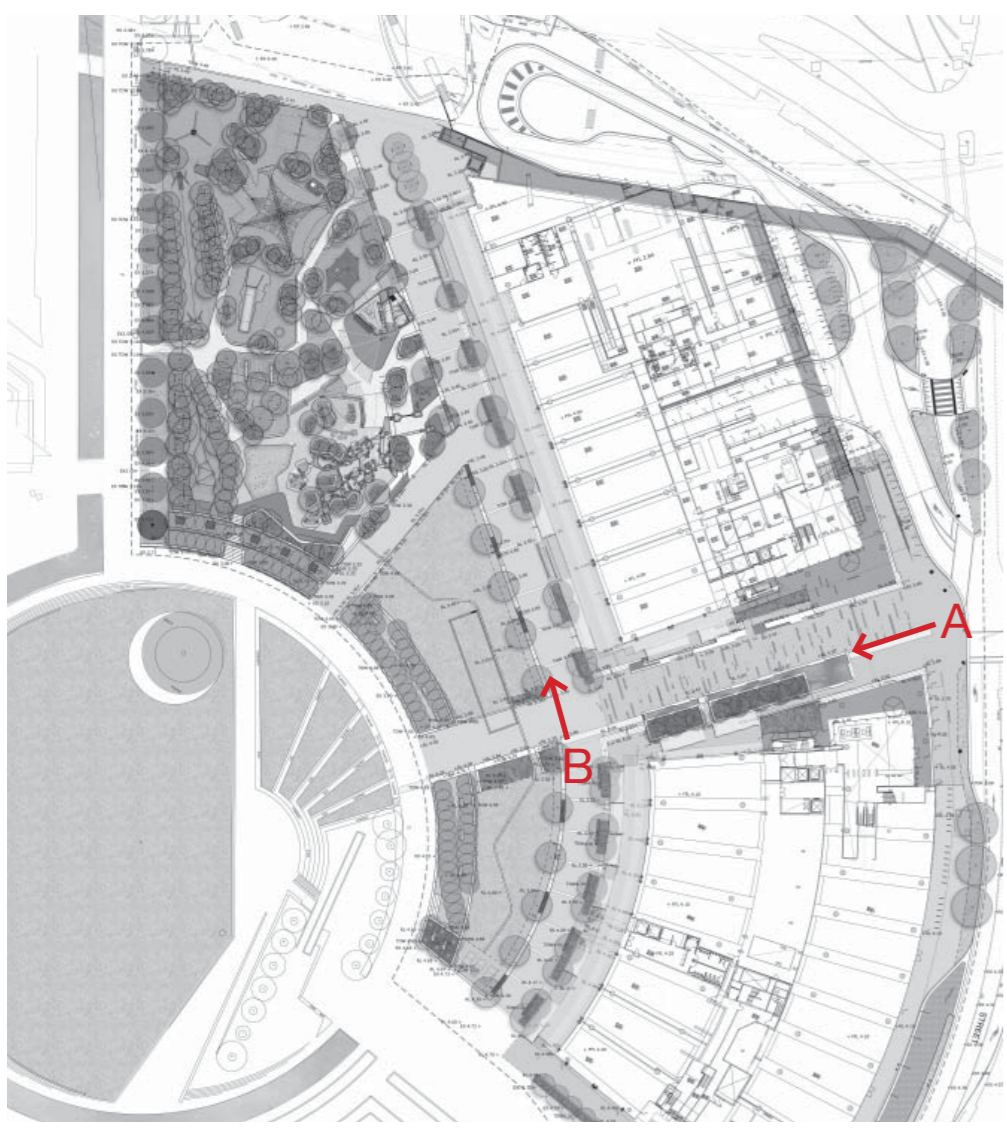
SECTION CC



KEY PLAN



SECTION DD



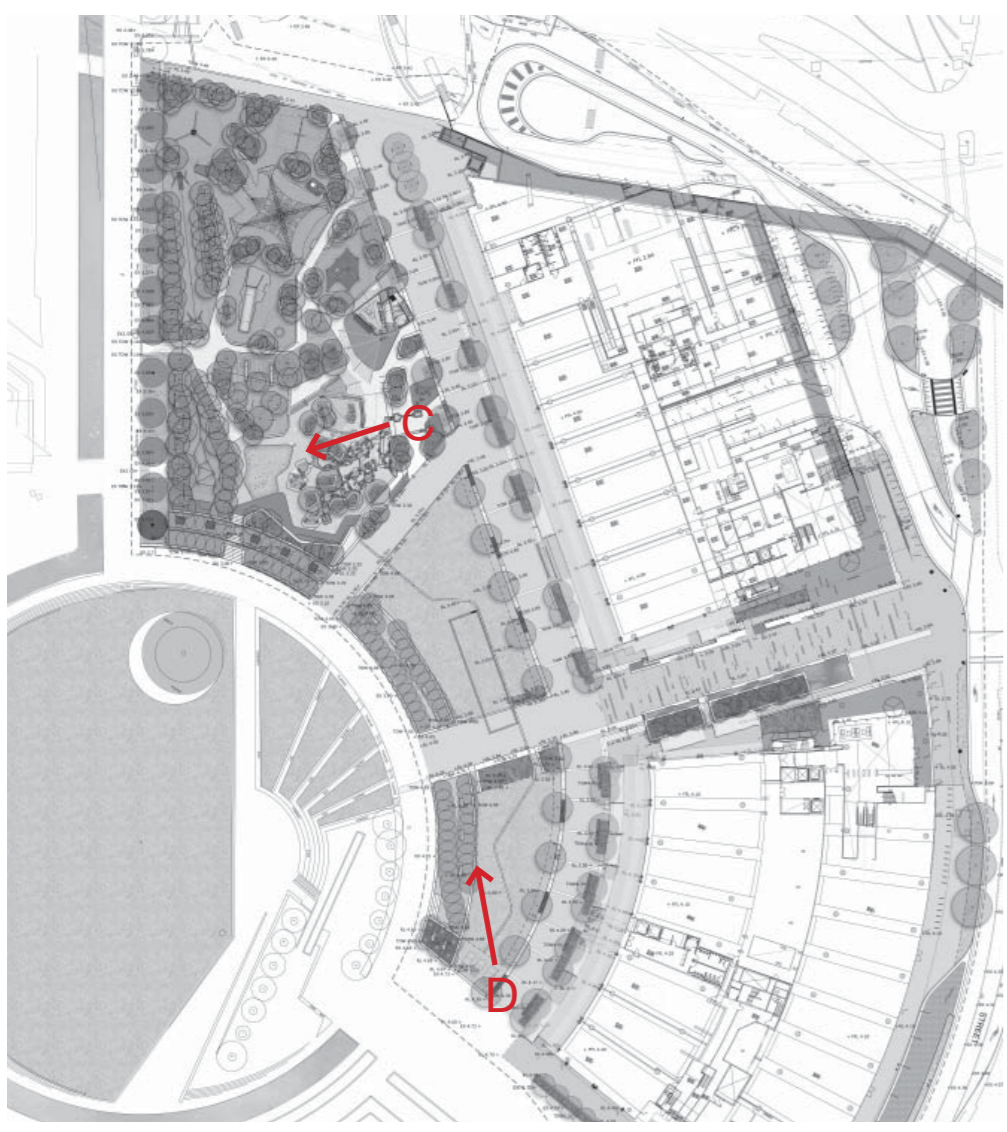
KEY PLAN



A.  
CIVIC CONNECTOR



B.  
PEDESTRIAN BOULEVARD



KEY PLAN



C.  
WATER PLAY



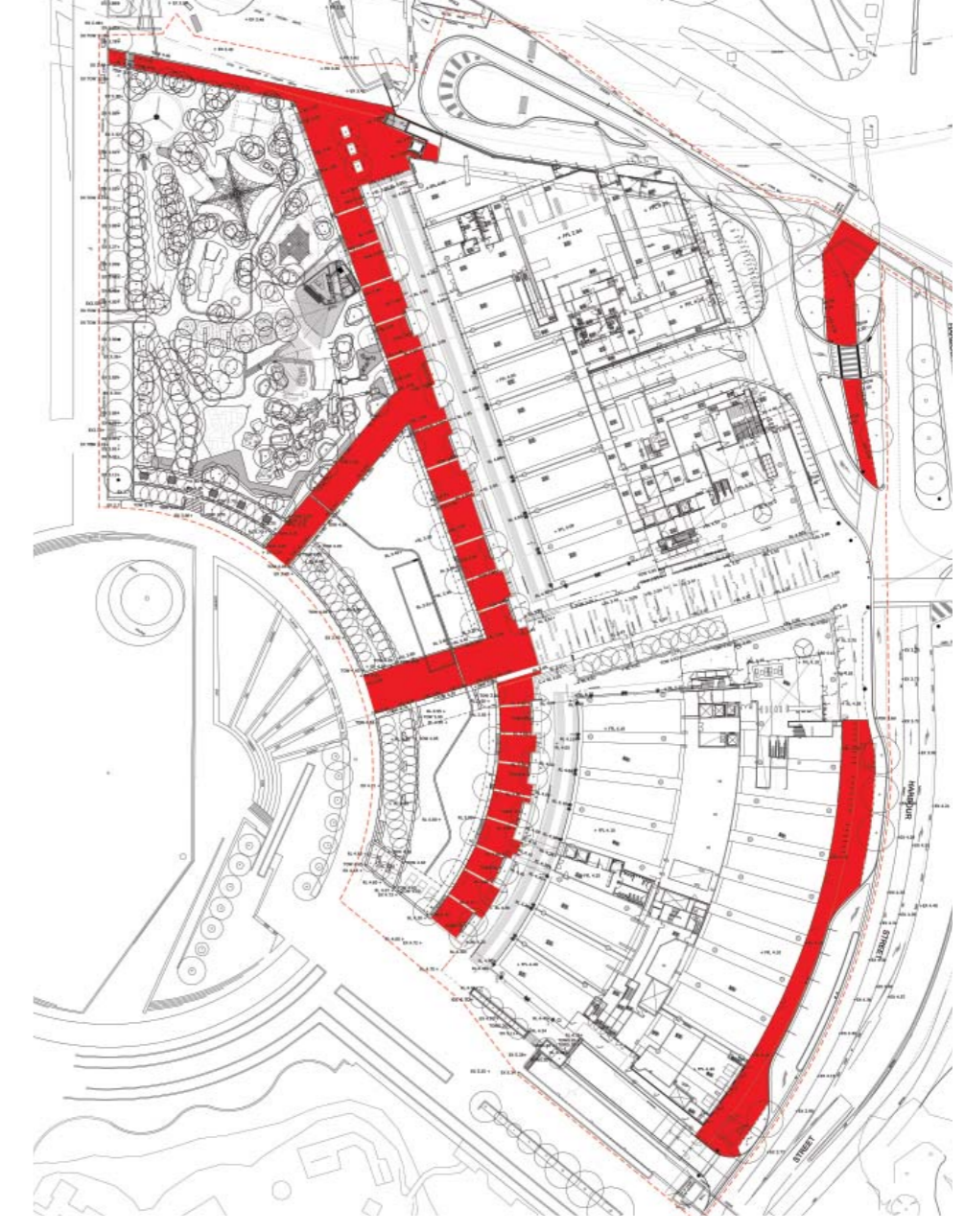
D.  
COMMUNITY GREEN



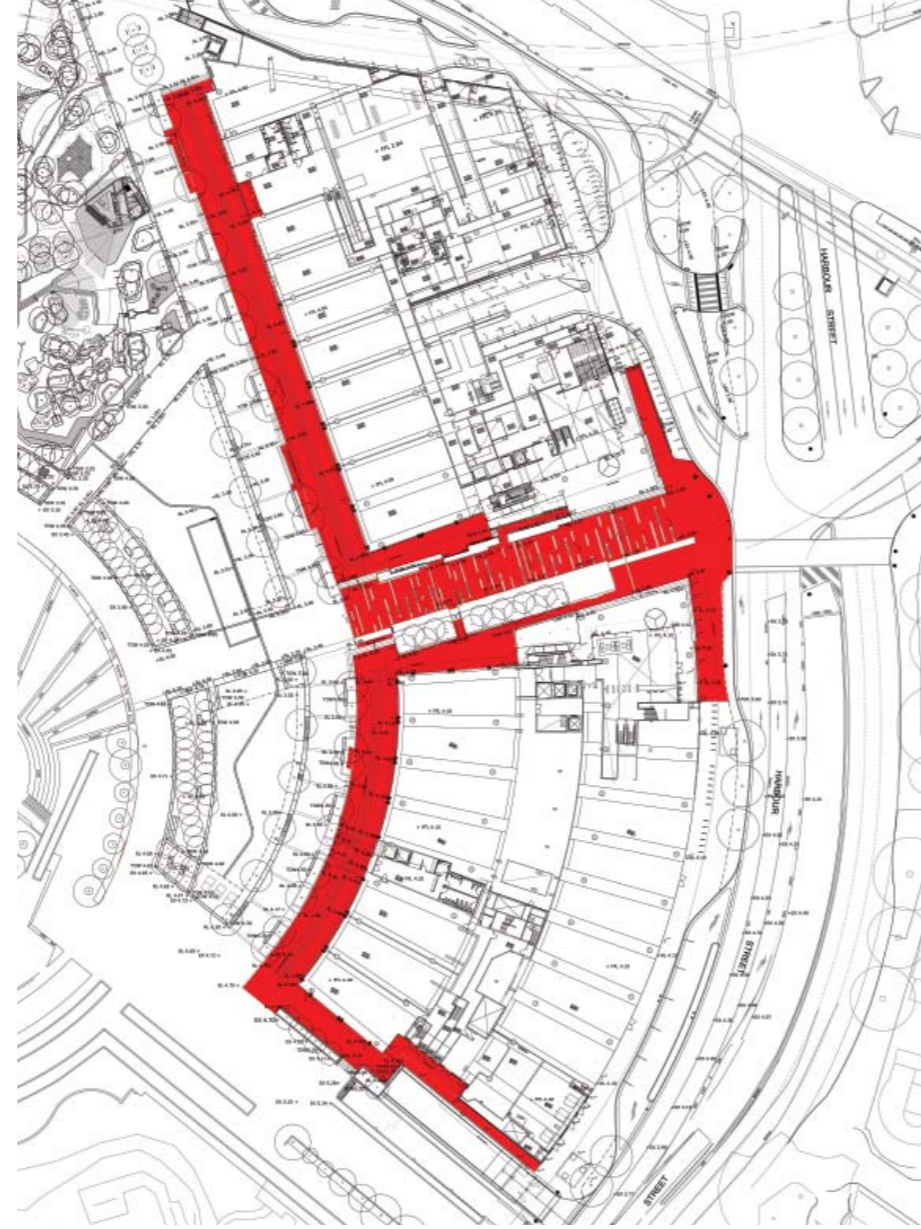
**STONE PAVER**  
Austral Black Grey with exfoliated finish  
(600 x 600 x 60mm)



**BRICK PAVER**  
Austral Bricks 'Gertrudis Brown'  
(230 x 110 x 76mm)



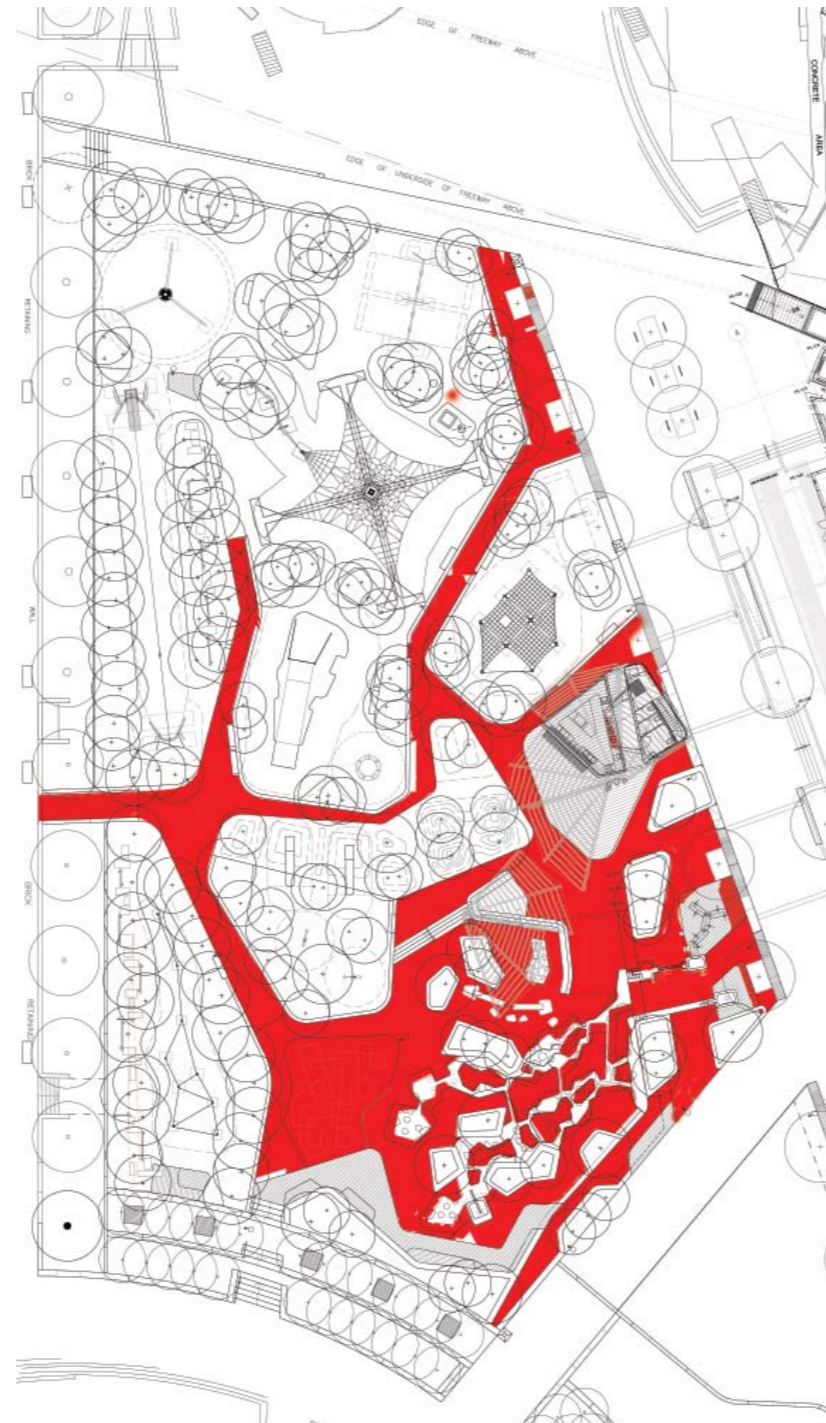
**CONCRETE PAVER**  
Stonevue paving 'Langwarren Blue'  
in honed and shot blasted finish  
(300 x 300 x 60 & 600 x 300 x 60)



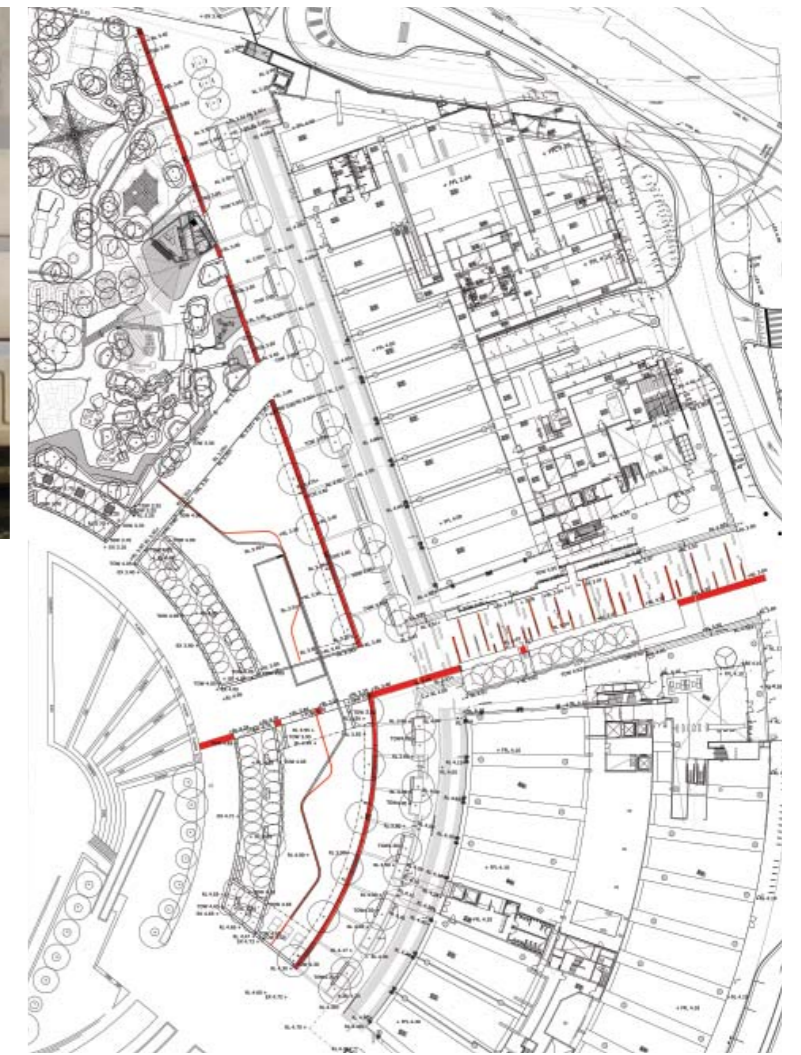
**CONCRETE PAVER**  
Stonevue paving 'Barossa White'  
in honed and shot blasted finish  
(300 x 300 x 60 & 600 x 300 x 60)






**EXPOSED AGGREGATE CONCRETE**  
Portland grey cement with high quality 7-14mm aggregate. Aggregate to be custom mix of crushed stones including quartz, basalt and porphyry



**CONCRETE FLUSH EDGE**  
Width of edge varies. Edges to be precast or insitu. Precast edges include text cast in



**Key:**

-  Retail seating zone - Loose tables and chairs
-  Potential space for use of umbrellas (outside line of awning over)
-  Clear pedestrian movement through seating zones

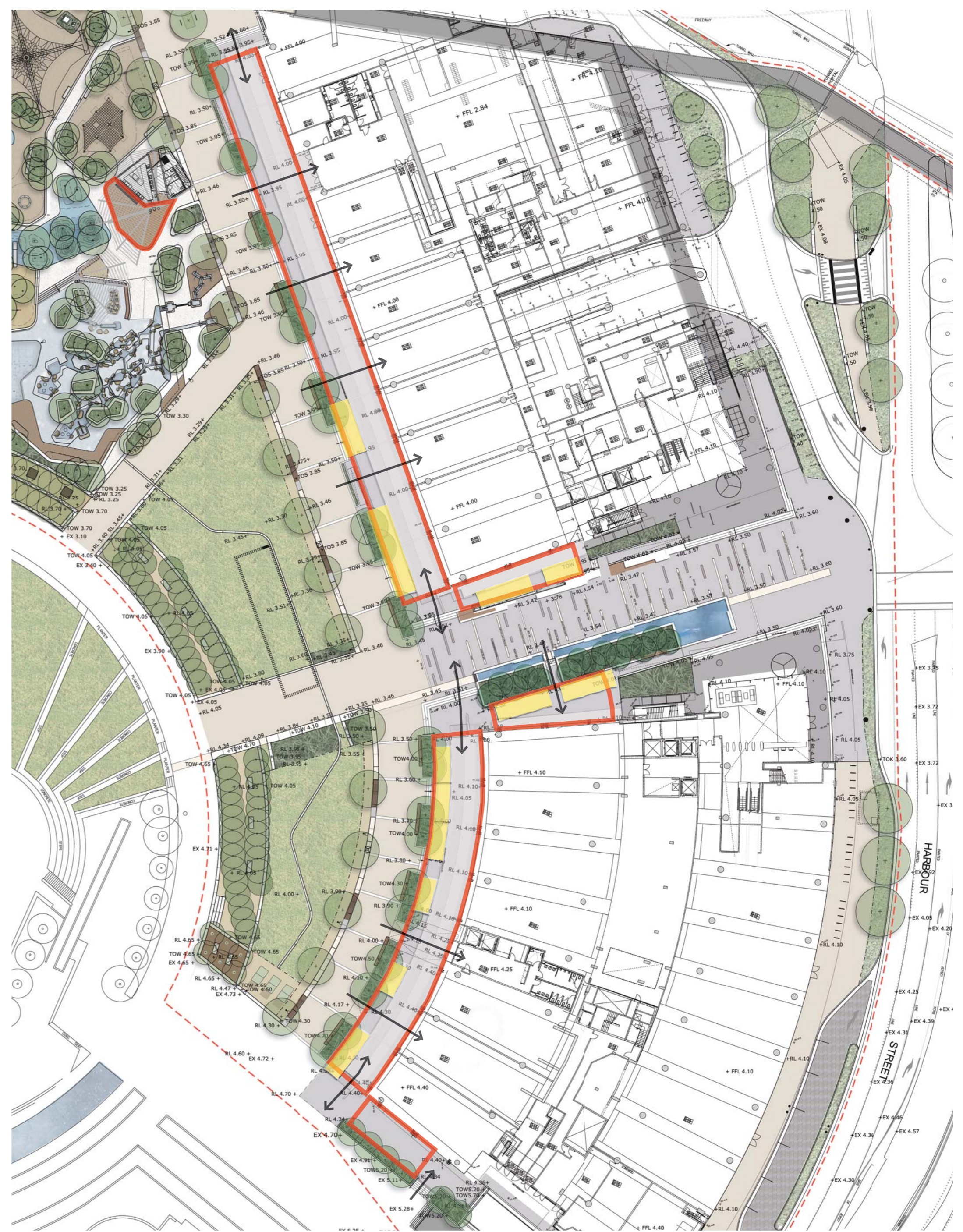
**Umbrella precedent images**



Opera Bar, Sydney



The Rocks, Sydney



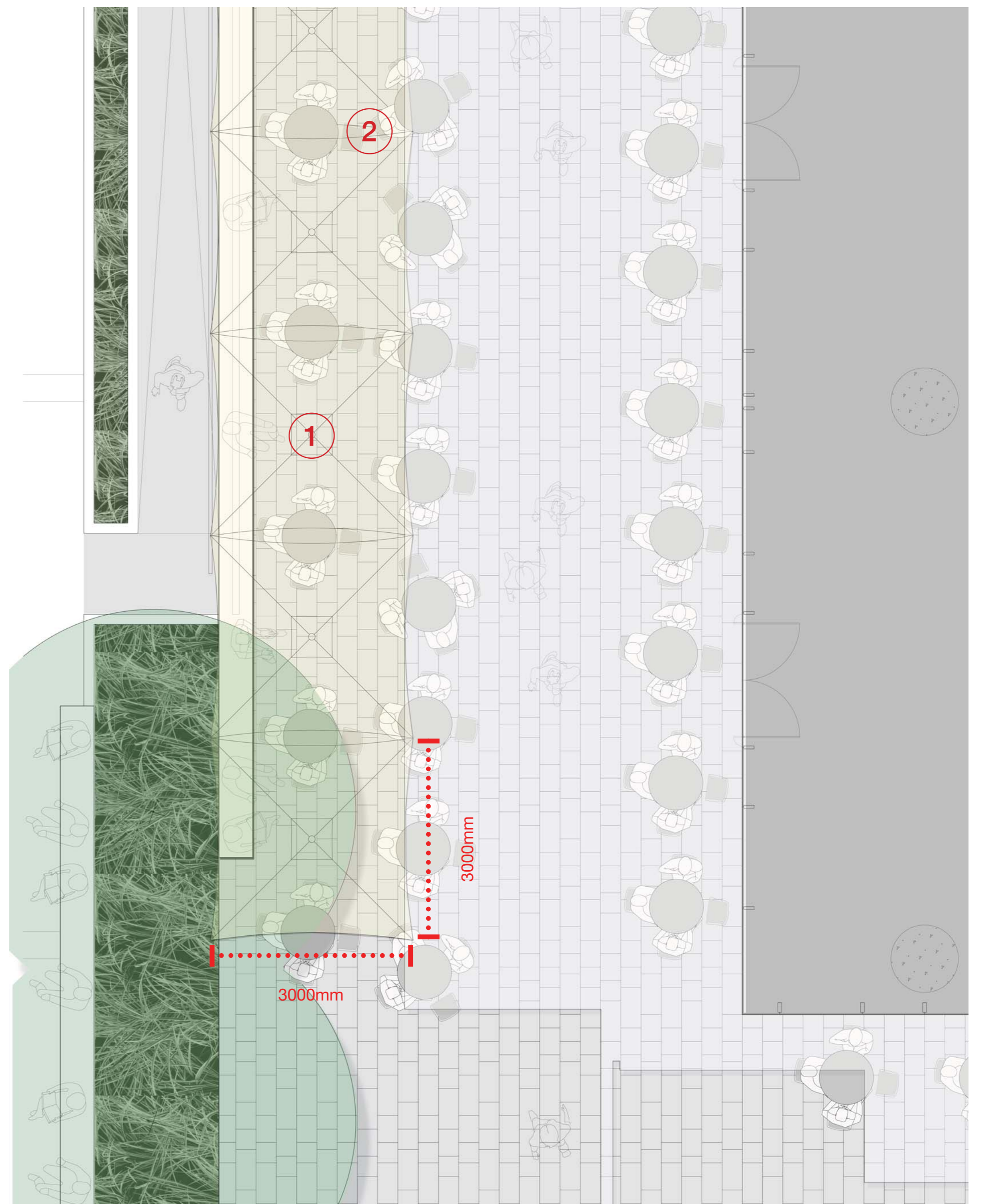
MASTER PLAN



RETAIL SEATING ZONE - SECTIONAL ELEVATION

**KEY**

1. Spigot in paving slab for removable umbrella

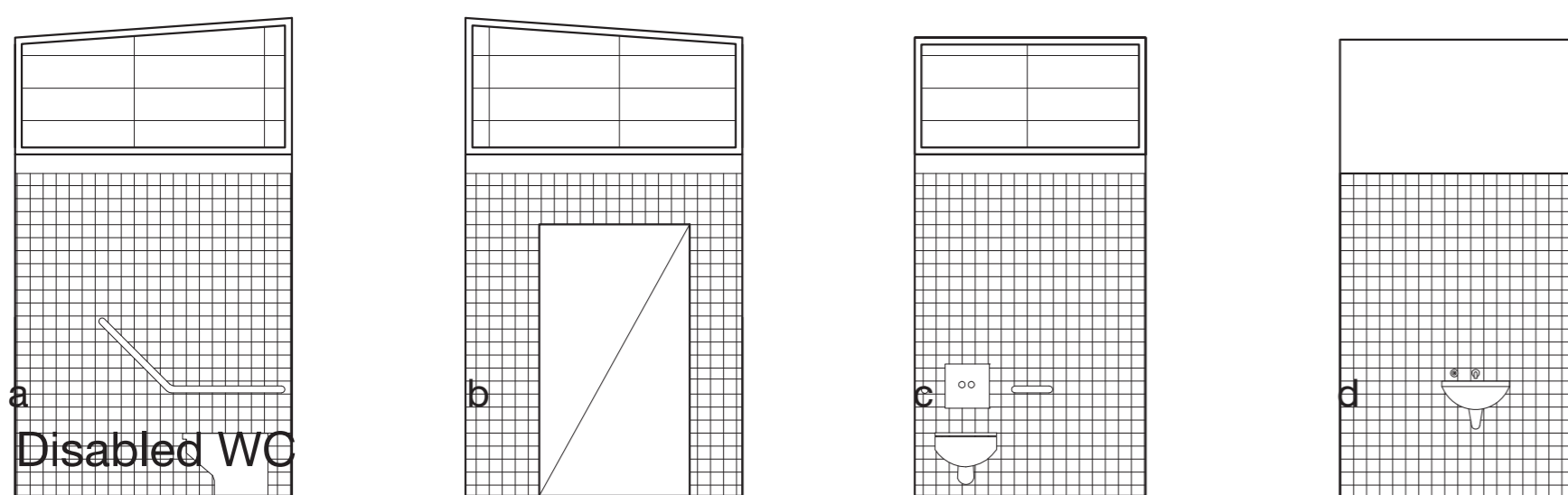
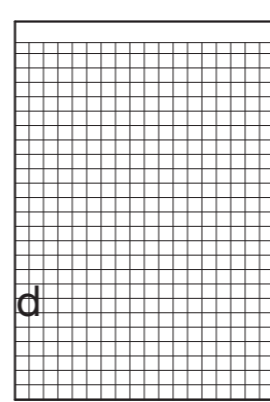
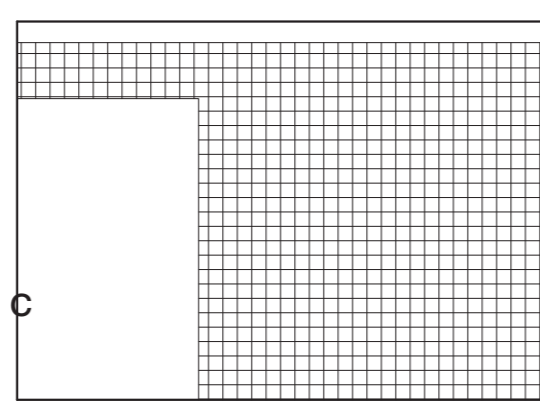
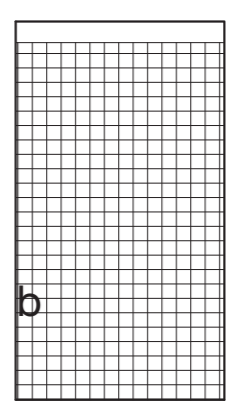
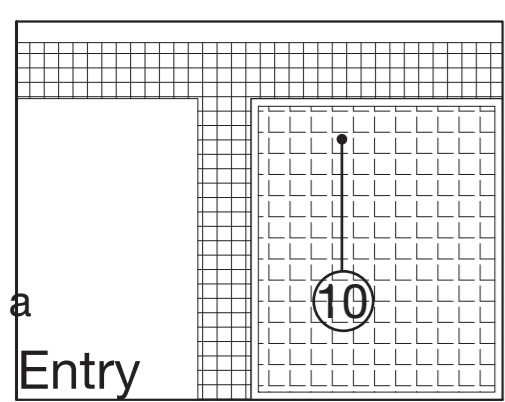
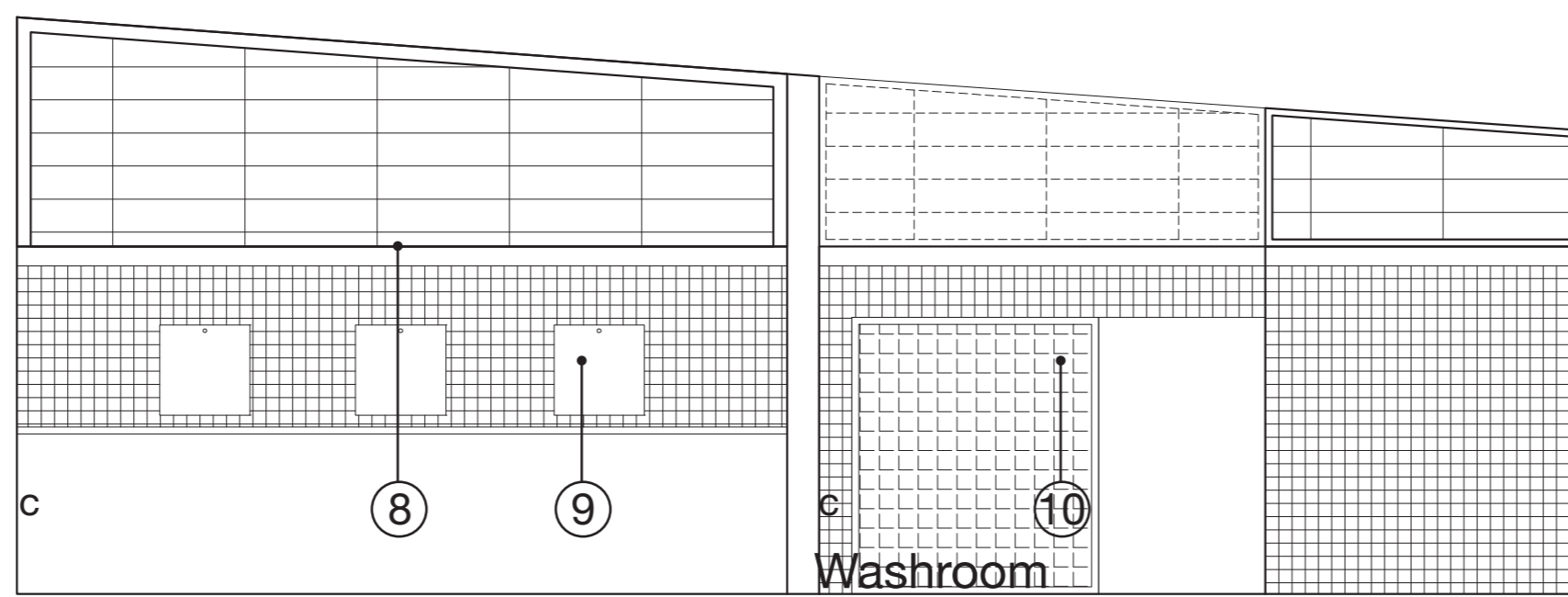
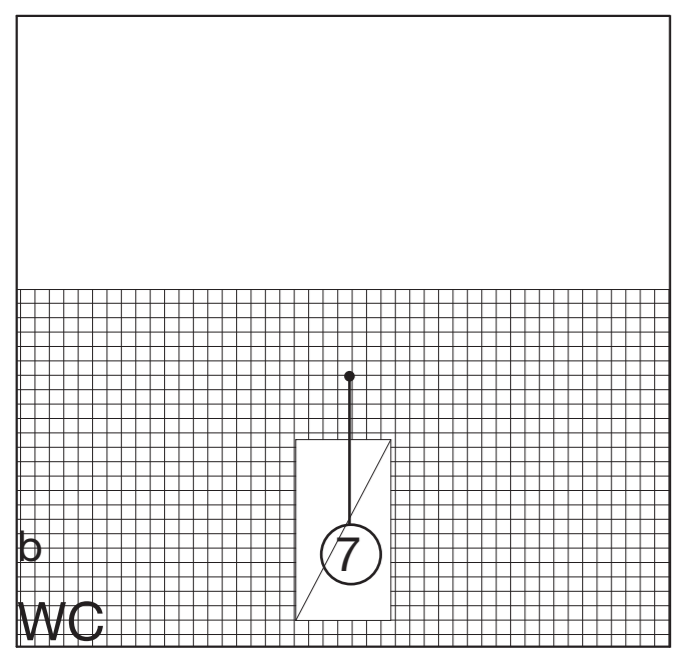
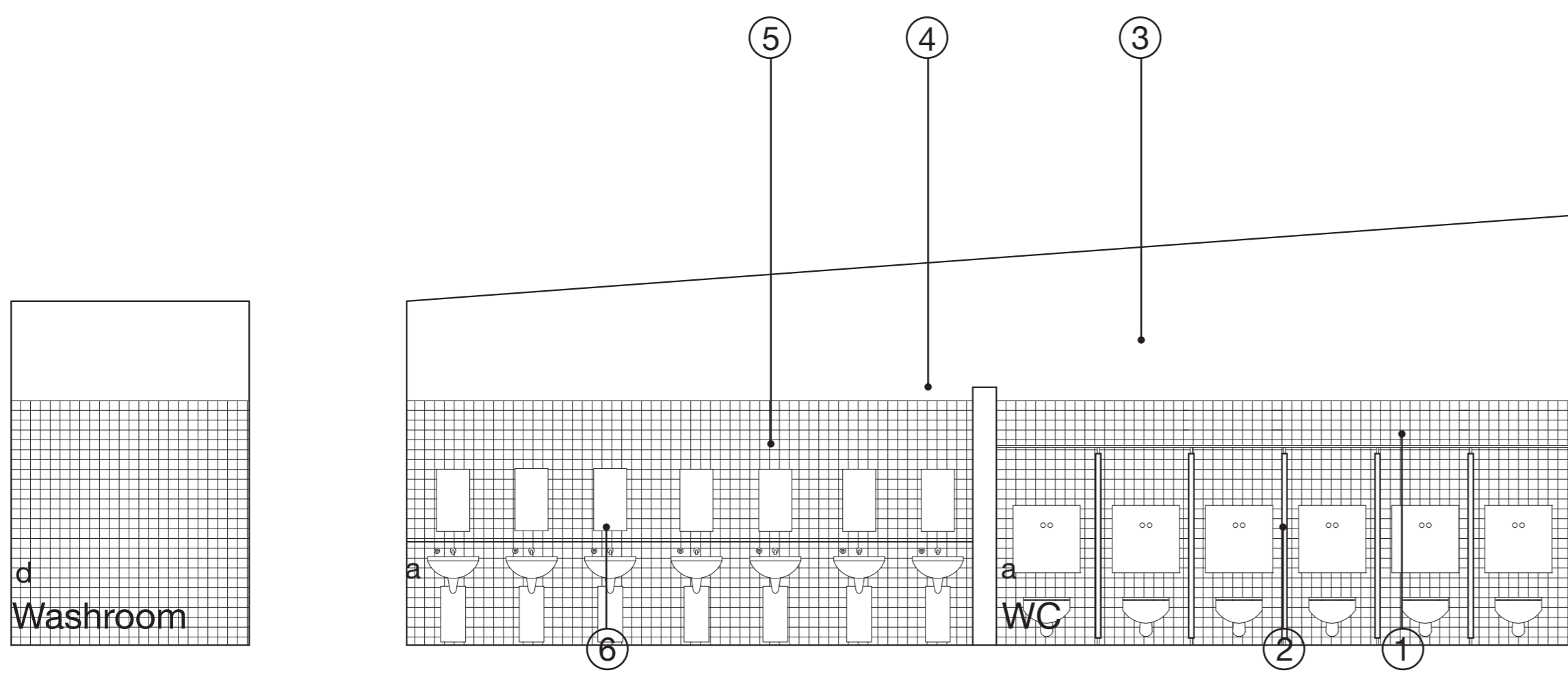


RETAIL SEATING ZONE - TYPICAL DETAIL PLAN

**KEY**

1. Custom designed umbrellas with integrated heating. Fabric type and colour to be confirmed
2. Linked umbrella canopies



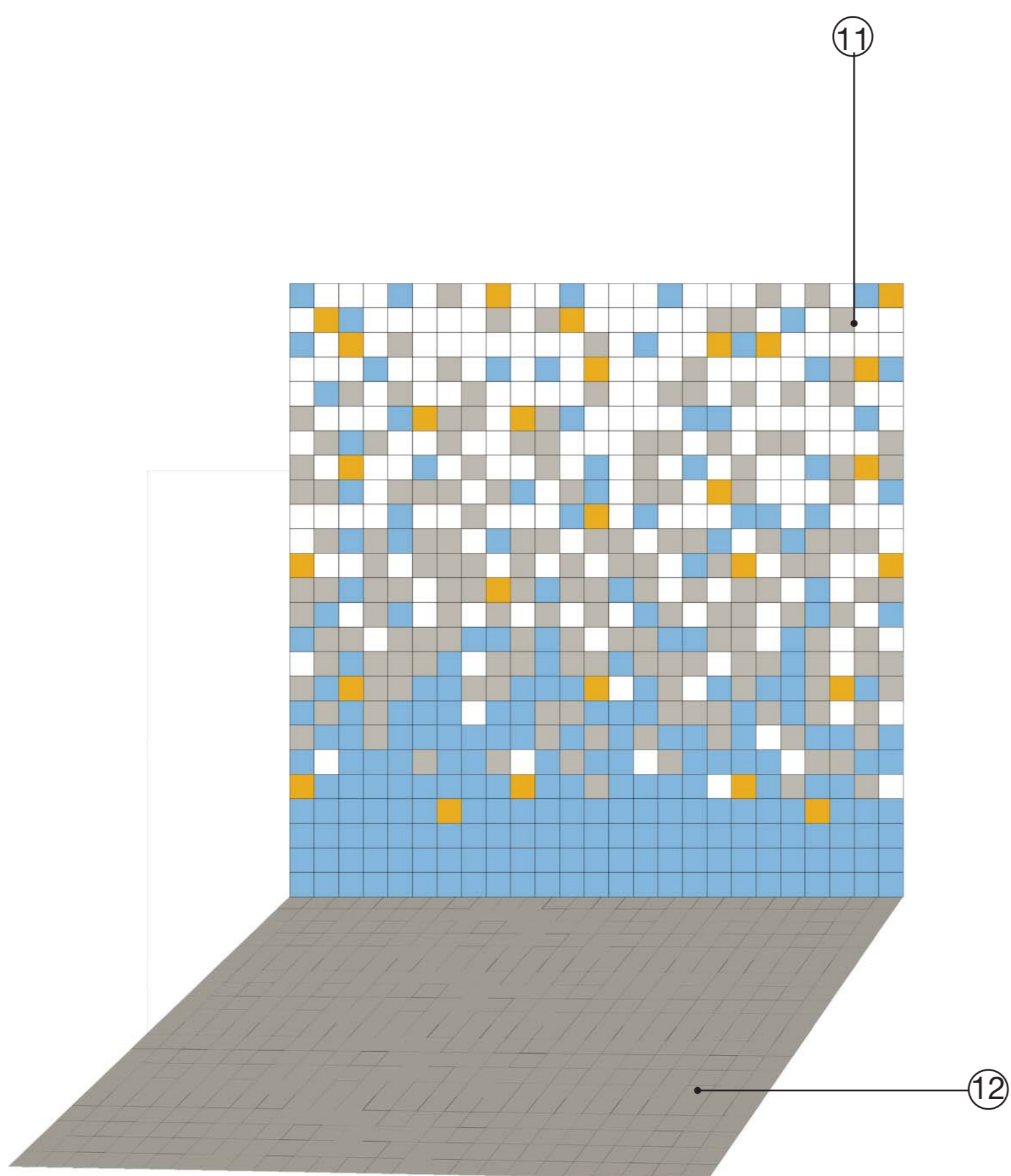
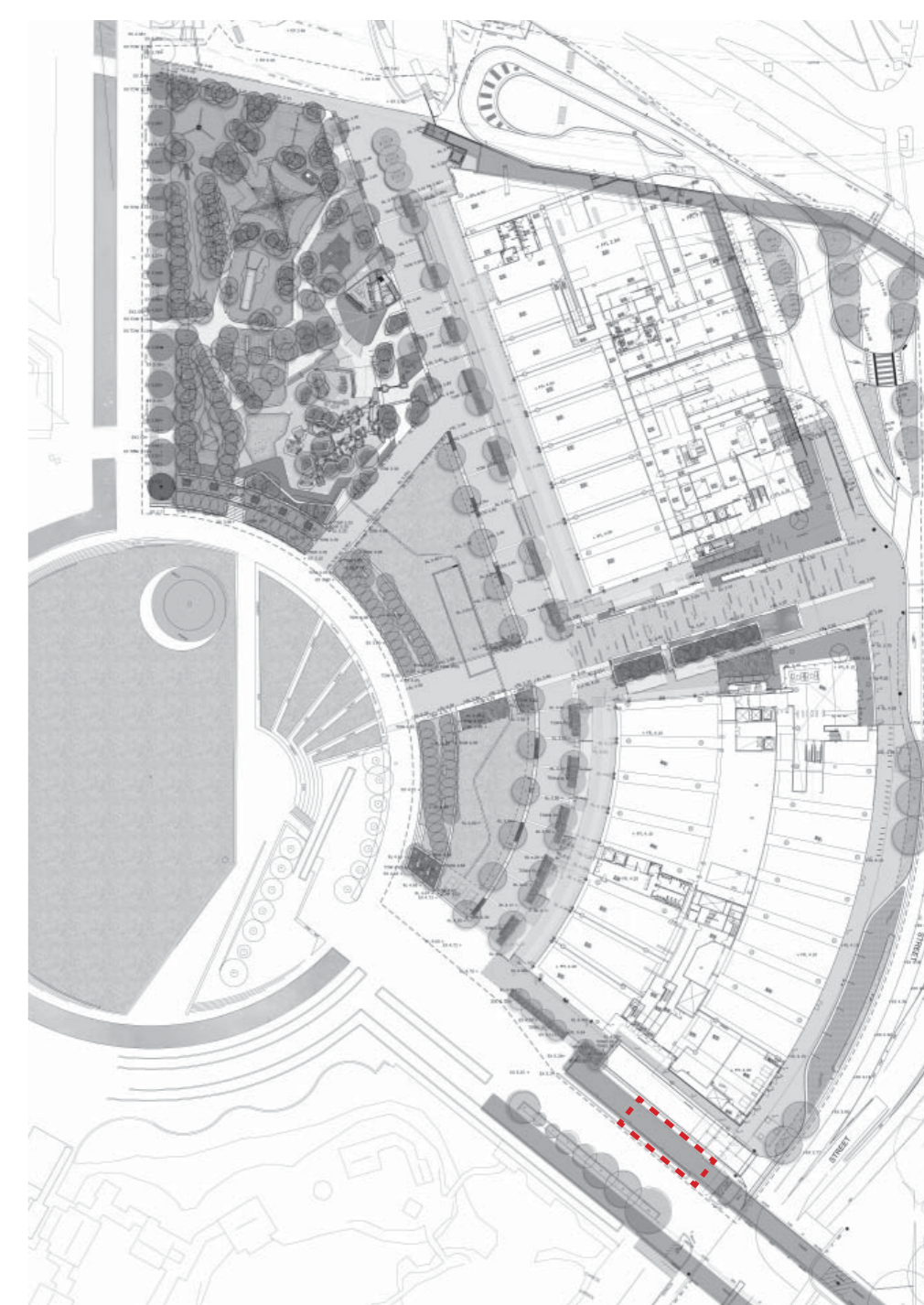


INTERNAL ELEVATIONS 1:100

NOTES

1. 650 x 650 Stainless steel cistern cover  
700mm above FFL
2. 50mm thick Terazzo partition walls to match  
Female WC 70mm above FFL. Re-instate  
existing doors
3. Clip on stainless steel railing 180mm above  
partitions
4. 320 x 600 mirrors to match Female WC  
100mm above shelf
5. Press Taps (low water use) and basin to  
match Female WC (cold water only)
6. 240 x 540 stainless steel access panels for  
recessed pipe work
7. Stainless steel access panel to match Female  
WC
8. Stainless steel Cistern cover to urinal
9. Stainless steel vandal proof urinal trough
10. Glass block wall to match Female WC
11. 197 x 197 Waringa Johnson Tiles in colours  
612906, 612723, 612717
12. 197 x 197 Waringa Johnson Floor tiles in  
colour 711172

CONTEXT PLAN



PROPOSED TILE PATTERN