

SPECIFICATION NOTES

SERVICES

Before landscape work is commenced the Landscape Contractor is to establish the position of all service lines and ensure tree planting is carried out at least 3 metres away from these services. Service lids, vents and hydrants shall be left exposed and not covered by any landscape finishes (turfing, paving, garden beds etc.) Finish adjoining surfaces flush with pit lids.

PLANTING MIXTURE

Shall be homogenous blend of soil and additives in the following proportions:

Imported Topsoil 50%
Compost 30%
D/W Sand 20%

MULCH

APPLICATION: Place mulch to the required depth, (refer to drawings) clear of plant stems, and rake to an even surface finishing 25mm below adjoining levels. Ensure mulch is watered in and tamped down during installation.

MULCH TYPE:

Brush chippings and leaf litter: approved vegetative material (which may include leaf matter and tree loppings from Eucalyptus, Tristania, Pinus or other suitable species, but not privet, camphor laurel, coral tree, poplar, willow, or noxious weeds), processed through a chipper to pieces not larger than 75x50x15mm.

Hardwood chip: 25mm size brown hardwood chips from purpose grown hardwood plantations.

Decomposed granite gravel: Uniform size or graded material in size range 5mm to 20mm, uniform colour and plasticity. Pink to light brown colour.

COMPOST

Shall be "Mixed Compost" as available from Dapto Sands and Supersoils Pty Ltd. Tel: 042 613 844 or an approved equal. Shall be well rotted vegetative material or animal manure, or other approved material, free from harmful chemicals, grass and weed growth and with neutral pH. Provide a certificate of proof of pH upon request.

Shall be "Spent Mushroom Compost". Typical of the compost used throughout the mushroom industry with neutral pH value free from grass and weed growth. Provide a certificate of proof of pH value of compost upon request.

PLANT MATERIAL

All plants supplied are to conform with those species listed in the Plant Schedule on the drawings. Generally plants shall be vigorous, well established, hardened off, of good form consistent with species or variety, not soft or forced, free from disease or insect pests with large healthy root systems and no evidence of having been restricted or damaged. Trees shall have a leading shoot. Immediately reject dried out, damaged or unhealthy plant material before planting. All stock is to be container grown for a minimum of six (6) months prior to delivery to site.

FERTILISER

MASS PLANTING AREAS: Fertiliser shall be 'Nutricote' or approved equivalent in granule form intended for slow release of plant nutrients over a period of approximately nine months. Thoroughly mix fertiliser with planting mixture to the recommended rate, prior to installing plants.

TURF: Shall be Shirleys No. 17 or approved equal thoroughly mixed into the topsoil prior to placing turf.

TREES IN GRASS AND SUPER ADVANCED TREES: Pellets shall be in the form intended to uniformly release plant food elements for a period of approximately nine months equal to Shirleys Kokei pellets, analysis 6.3:1.8:2.9. Kokei pellets shall be placed at the time of planting to the base of the plant, 50mm minimum from the root ball at a rate of two pellets per 300mm of top growth to a maximum of 8 pellets per tree.

STAKING AND TYING

Stakes shall be straight hardwood, free from knots and twists, pointed at one end and sized according to size of plants to be staked.

a. 5-15 litre size plant 1x(1200x25x25mm)

b. 35-75 litre size plant 2x(1500x38x38mm)

c. 100-greater than 200litre 3x(1800x50x50mm)

Ties shall be 50mm wide hessian webbing or approved equivalent nailed or stapled to stake. Drive stakes a minimum one third of their length, avoiding damage to the root system, on the windward side of the plant.

TURF

Obtain turf from a specialist grower of cultivated turf. turf shall be of even thickness, free from weeds and other foreign matter; lay in stretcher pattern with joints staggered and close butted. Water immediately after laying.

TURF TYPE: Greenlees Park Couch

LANDSCAPE MAINTENANCE PROGRAM

Maintenance shall mean the care and maintenance of the landscape works by accepted horticultural practice as rectifying any defects that become apparent in the landscape works under normal use. This shall include, but shall not be limited to, watering, mowing, fertilising, reseeding, returfing, weeding, pest and disease control, staking and tying, replanting, cultivation, pruning, aerating, renovating, top dressing, maintaining the site in a neat and tidy condition as follows:-

GENERAL

The landscape contractor shall maintain the landscape works for the term of the maintenance (or Plant establishment) period to the satisfaction of the council. The landscape contractor shall attend to the site on a weekly basis. The maintenance period shall commence at practical completion and continue for a period of twenty six (26) weeks.

WATERING

Grass, trees and garden areas shall be watered regularly so as to ensure continuous healthy growth.

RUBBISH REMOVAL

During the term of the maintenance period the landscape contractor shall remove rubbish that may occur and reoccur throughout the maintenance period. This work shall be carried out regularly so that at weekly intervals the area may be observed in a completely clean and tidy condition.

REPLACEMENTS

The landscape contractor shall replace all plants that are missing, unhealthy or dead at the Landscape Contractor's cost. Replacements shall be of the same size, quality and species as the plant that has failed unless otherwise directed by the Landscape Architect. Replacements shall be made on a continuing basis not exceeding two (2) weeks after the plant has died or is seen to be missing.

STAKES AND TIES

The landscape contractor shall replace or adjust plant stakes, and tree guards as necessary or as directed by the Landscape Architect. Remove stakes and ties at the end of the maintenance period if so directed.

PRUNING

Trees and shrubs shall be pruned as directed by the Landscape Architect. Pruning will be directed at the maintenance of the dense foliage or miscellaneous pruning and beneficial to the condition of the plants. Any damaged growth shall be pruned. All pruned material shall be removed from the site.

MULCHED SURFACES

All mulched surfaces shall be maintained in a clean and tidy condition and be reinstated if necessary to ensure that a depth of 75mm is maintained. Ensure mulch is kept clear of plant stems at all times.

PEST AND DISEASE CONTROL

The landscape contractor shall spray against insect and fungus infestation with all spraying to be carried out in accordance with the manufacturer's directions. Report all instances of pests and diseases (immediately that they are detected) to the Landscape Architect.

GRASS AND TURF AREAS

The landscape contractor shall maintain all grass and turf areas by watering, weeding, reseeding, rolling, mowing, trimming or other operations as necessary. Seed and turf species shall be the same as the original specified mixture. Grass and turf areas shall be sprayed with approved selective herbicide against broad leaved weeds as required by the Landscape Architect and in accordance with the manufacturer's directions. Grass and turf areas shall be fertilised once a year in autumn with "Dynamic Lifter" for lawns at a rate of 20kg per 100m². Fertiliser shall be watered in immediately after application. Irregularities in the grass and turf shall be watered in immediately after application. Grass and turf areas shall be kept mown to maintain a healthy and vigorous sward. Mowing height: 30-50mm.

WEED ERADICATION

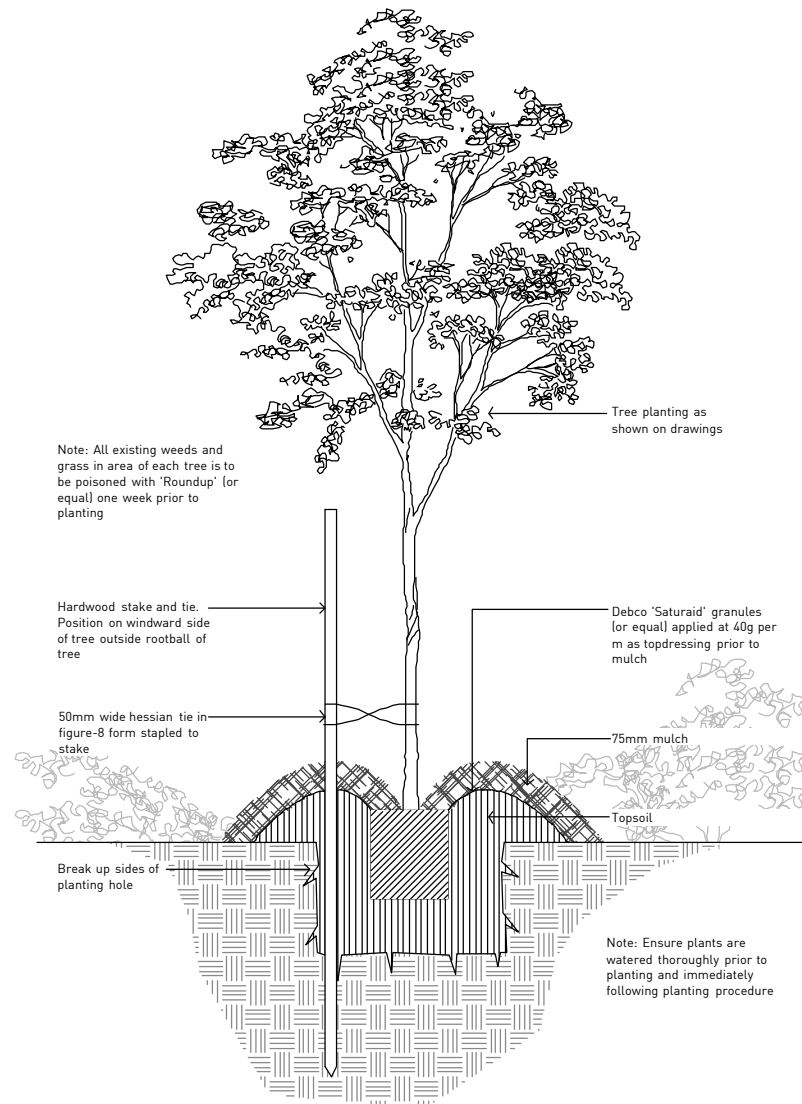
Eradicate weeds by environmentally acceptable methods using a non-residual glyphosate herbicide (eg. 'Roundup') in any of its registered formulae, at the recommended maximum rate. Regularly remove by hand, weed growth that may occur or recur throughout grassed, planted and mulched areas. Remove weed growth from an area 750mm diameter around the base of trees in grassed areas. Continue eradication throughout the course of the works and during the maintenance period.

SOIL SUBSIDENCE

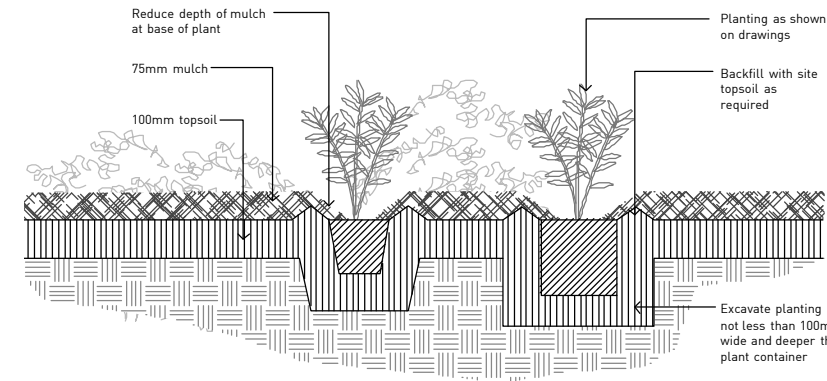
Any soil subsidence or erosion which may occur after the soil filling and preparation operations shall be made good by the landscape contractor at no cost to the client.

PLANT SCHEDULE

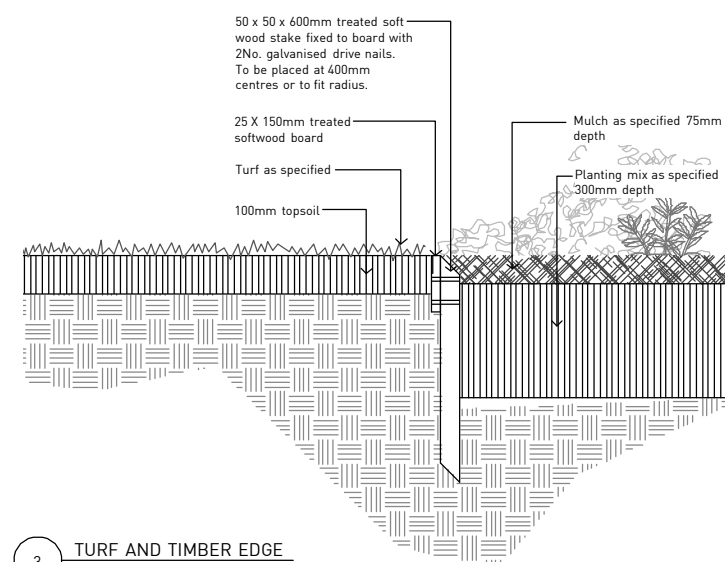
| Symbol | Botanical Name | Common Name | Height | Pot Size | Density | Quantity |
|--|------------------------------|--------------------|--------|----------|------------------|----------|
| TREES | | | | | | |
| BA | Brachychiton acerifolius | Flame Tree | 8m | 100L | As shown | 9 |
| CA | Cupaniopsis anarcardiodes | Tuckeroo | 5m | 100L | As shown | 31 |
| CM | Corymbia maculata | Spotted Gum | 30m | 35L | As shown | 42 |
| ER | Elaeocarpus reticulatus | Blueberry Ash | 8m | 35L | As shown | 18 |
| SHRUBS | | | | | | |
| AL | Acacia linifolia | Flax Wattle | 5m | 200mm | 1/m ² | 36 |
| CR | Correa reflexa | Correa | 1m | 200mm | 2/m ² | 365 |
| DE | Doryanthes excelsa | Gynea Lily | 2m | 200mm | 1/m ² | 140 |
| DT | Dodoneae triquetra | Hop Bush | 3m | 200mm | 1/m ² | 205 |
| GS | Grevillea 'Superb' | Grevillea | 1m | 200mm | 2/m ² | 445 |
| PT | Phormium tenax | Flax | 2m | 200mm | 1/m ² | 99 |
| SSF | Syzygium 'Southern Form' | Lily Pily | 3m | 200mm | 1/m ² | 360 |
| GROUNDCOVERS AND NATIVE GRASSES | | | | | | |
| DC | Dianella caerulea | | 1m | 150mm | 3/m ² | 660 |
| GJM | Grevillea junipera 'Molongo' | Grevillea | <1m | 150mm | 3/m ² | 880 |
| HV | Hardenbergia violacea | Native Sarspatilla | <1m | 150mm | 3/m ² | 340 |
| LL | Lomandra longifolia | Mat Rush | 1m | 150mm | 3/m ² | 875 |
| PMM | Phormium 'Maori Maiden' | Red Flax | 1m | 150mm | 3/m ² | 45 |
| TA | Themeda australis | Kangaroo Grass | 1m | 150mm | 3/m ² | 460 |
| TJ | Trachelospermum jasminoides | Star Jasmine | <1m | 150mm | 3/m ² | 290 |



1 TREE PLANTING
DETAIL 1:10



2 MASS PLANTING
DETAIL 1:10



3 TURF AND TIMBER EDGE
DETAIL 1:10

| | | | |
|-----------------------|--------|---------|-------|
| CARPARK ENTRY AMENDED | NB | 10/4/08 | B |
| CLIENT ISSUE | NB | 3/4/08 | A |
| PURPOSE OF ISSUE | REVIEW | DATE | ISSUE |

Site E - Goodman Fielder Erskine Park

| | |
|---------------------|-------------------|
| CLIENT | Goodman Fielder |
| PROJECT ADDRESS | Lenore Drive |
| LOCATION | Erskine Park |
| DRAWING TITLE | Landscape Details |
| ORIGINAL MEDIA SIZE | A1 |
| PLOT TIME | 10.04.08 16:00 |
| STATUS | B |

Architects work is subject to Copyright. Documents should not be used contrary to the purpose of the issue without written permission from Habitation. NEVER scale off drawings, use figured dimensions only

