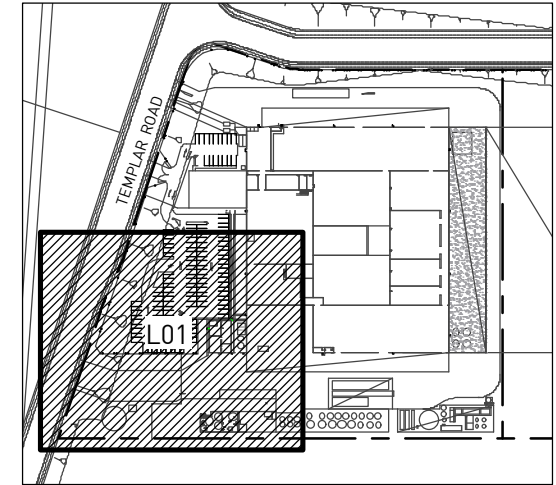









ADJOINS L02



KEYPLAN

LEGEND

-  Site boundary
-  Tree planting.  
Refer plant schedule L04
-  Shrub / groundcover planting.  
Refer plant schedule L04
-  Turf
-  Paving by others
-  Timber edge
-  Security fence by others

CARPARK ENTRY AMENDED	NB	10/4/08	B
CLIENT ISSUE	NB	3/4/08	A
PURPOSE OF ISSUE	REVIEW	DATE	ISSUE

Site E - Goodman Fielder  
Erskine Park

CLIENT	Goodman Fielder
PROJECT ADDRESS	Lenore Drive
LOCATION	Erskine Park
DRAWING TITLE	Landscape Plan
ORIGINAL MEDIA SIZE	A1
PLOT TIME	10.04.08 16:00
STATUS	B

Architects work is subject to Copyright. Documents should not be used contrary to the purpose of the issue without written permission from Habitation. NEVER scale off drawings, use figured dimensions only

