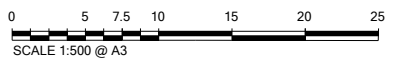


**NOTES**

1. NO SURVEY HAS BEEN MADE OF THE BOUNDARIES.
2. THE BOUNDARIES HAVE NOT BEEN MARKED.
3. ALL AREAS AND DIMENSIONS HAVE BEEN COMPILED FROM PLANS MADE AVAILABLE AT LAND AND PROPERTY INFORMATION AND ARE SUBJECT TO FINAL SURVEY.
4. ORIGIN OF LEVELS ON AHD IS TAKEN FROM SSM 58086 RL 2.383 AS SHOWN.
5. CONTOUR INTERVAL 0.1 METRE.
6. CONTOURS ARE INDICATIVE OF GROUND FORM ONLY. ONLY SPOT LEVELS SHOULD BE USED FOR CALCULATIONS OF QUANTITIES WITH CAUTION.
7. THE SPREAD AND HEIGHT OF EACH TREE IS INDICATIVE ONLY AND CANNOT BE SHOWN ACCURATELY WITHOUT VERY DETAILED FURTHER SURVEY. THE SHAPE AND SIZE OF SPREAD OF THE TREE MAY VARY DUE TO LACK OF UNIFORMITY OF THE BRANCHES, TRUNK AND OTHER REASONS.
8. NO INVESTIGATION OF UNDERGROUND SERVICES HAS BEEN MADE. ALL RELEVANT AUTHORITIES SHOULD BE NOTIFIED PRIOR TO ANY EXCAVATION ON OR NEAR THE SITE.

**LEGEND**

- |  |                              |                                       |
|--|------------------------------|---------------------------------------|
| 10/.3/10 ~ Tree-spread/trunk dia./height | DW ~ Driveway                | SB ~ Switchboard                      |
| AWN ~ Awning                             | ELP ~ Electric Light Pole    | SCCBOX ~ SCC Box                      |
| BAL ~ Balcony                            | FCE ~ Fence                  | SILL ~ Window Sill                    |
| BASE ~ Base of Door                      | FL ~ Floor Level             | SMH ~ Sewer Manhole                   |
| BB ~ Bottom of Bank                      | FOG ~ Face of Granite        | SPR-BOX ~ Sprinkler & Hydrant Booster |
| BIT ~ Bitumen                            | GM ~ Gas Meter               | SV ~ Stop Valve                       |
| BK ~ Bottom of Kerb                      | GUT ~ Gutter                 | SW ~ Stormwater                       |
| BLD ~ Building                           | HEAD ~ Head of Window        | TB ~ Top of Bank                      |
| BOL ~ Bollard                            | INV ~ Invert of Pit          | TEL ~ Telstra                         |
| BOX ~ Box of boom-gate                   | L6 ~ Floor Level             | TEL-PILL ~ Telstra Pillar             |
| BRW ~ Bottom of Retaining Wall           | LIP ~ Lip of Gutter          | TK ~ Top of Kerb                      |
| BST ~ Bottom of Stairs                   | MWS&DB ~ Water Access Covers | TL ~ Traffic Light                    |
| CB ~ Concrete Block with bollard         | NS ~ Natural Surface         | TOP ~ Top of door                     |
| CL ~ Centreline                          | PAR ~ Parapet                | TRP ~ Tree Pit                        |
| CL-WALL ~ Centreline of Wall             | PAV ~ Paving                 | TRW ~ Top of Retaining Wall           |
| CNR ~ Corner                             | PC ~ Pram Crossing           | TST ~ Top of Stairs                   |
| COL ~ Column                             | PIT-OPT ~ Pit-Optus          | WM ~ Water Meter                      |
| DOOR ~ Door at base                      | PMG-PIT ~ PMG-Pit            | XING ~ Crossing                       |



**DENCON SURVEYING PTY LTD**  
 Engineering and Construction Surveying  
 Suite 1/10 East Parade Eastwood NSW 2122  
 Phone: (02) 9874 3212 Fax: (02) 9804 7901  
 dencon@ozemail.com.au

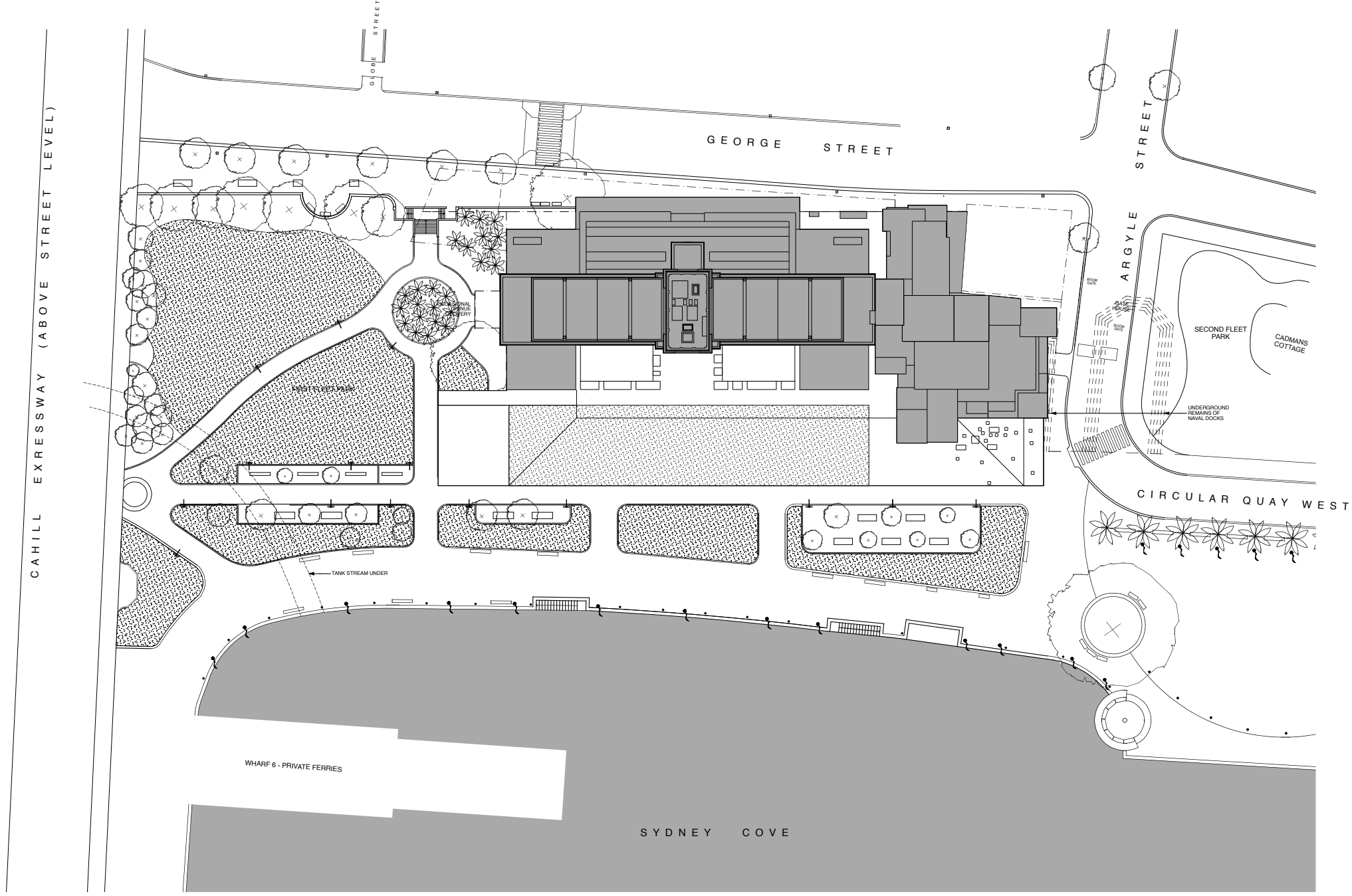
DATE	15/06/07	CLIENT	PUBLIC ASSETS PTY LTD
RR	1:500	MUSEUM OF CONTEMPORARY ART AND POLICE STATION, CIRCULAR QUAY PLAN SHOWING DETAIL & LEVELS	
SHEET	1 OF 2		
DATUM	AHD	DWG No.	566-001 PA11 C



### MCA Redevelopment Drawing Register

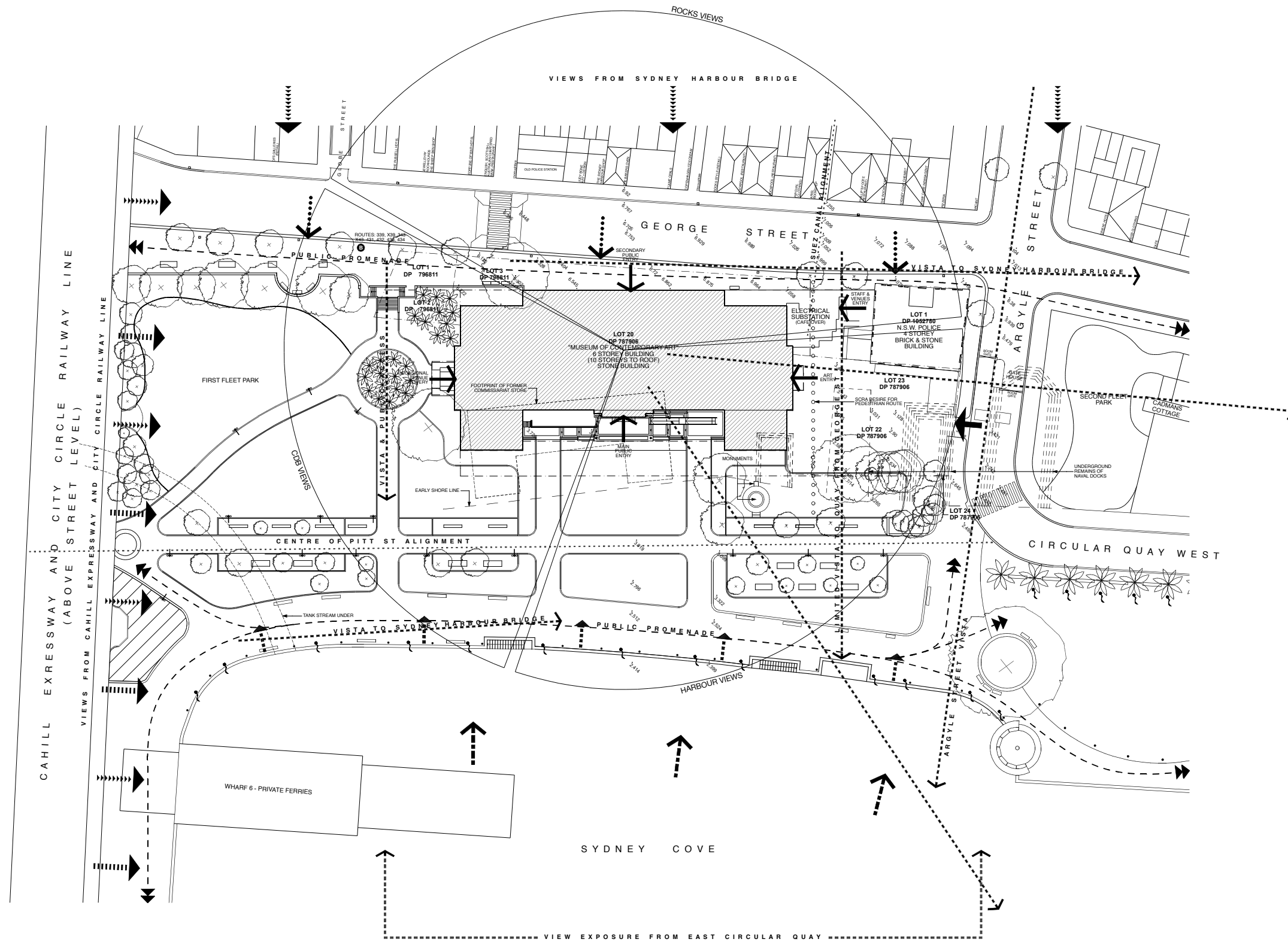
Dwg no.	Issue	Date	Title
PA01	C	2.12.8	Context Plan & Drawing Register
PA02	C	2.12.8	Locality Plan
PA03	C	2.12.8	Site Analysis Plan
PA04	C	2.12.8	Levels 1 & 2 Floor Plans Existing (coloured)
PA05	C	2.12.8	Levels 3 & 4 Floor Plans Existing (coloured)
PA06	C	2.12.8	Levels 5 & 6 Floor Plans Existing (coloured)
PA07	C	2.12.8	Levels 7, 8 & 9 Floor Plans Existing (coloured)
PA08	C	2.12.8	Sections AA & BB Existing
PA09	C	2.12.8	East & West Elevations Existing
PA10	C	2.12.8	North & South Elevations Existing
PA11	C	2.12.8	Survey (Plan Showing Detail & Levels)
PA12	C	2.12.8	Level 1 Floor Plan Proposed (coloured)
PA13	C	2.12.8	Level 2 Floor Plan Proposed (coloured)
PA14	C	2.12.8	Level 3 Floor Plan Proposed (coloured)
PA15	C	2.12.8	Level 4 Floor Plan Proposed (coloured)
PA16	C	2.12.8	Level 5 Floor Plan Proposed (coloured)
PA17	C	2.12.8	Level 6 Floor Plan Proposed (coloured)
PA18	C	2.12.8	Level 7 Floor Plan Proposed (coloured)
PA19	C	2.12.8	Level 8 & 9 Floor Plan Proposed (coloured)
PA20	C	2.12.8	Landscape Plan Proposed (coloured)
PA21	C	2.12.8	Shadow Diagrams Plans
PA22	C	2.12.8	Shadow Diagrams Plans
PA23	C	2.12.8	Shadow Diagrams Elevations
PA24	C	2.12.8	Section AA & BB Proposed (coloured)
PA25	C	2.12.8	Section CC & DD Proposed (coloured)
PA26	C	2.12.8	East Elevation Proposed (coloured)
PA27	C	2.12.8	West Elevation Proposed (coloured)
PA28	C	2.12.8	North Elevation Proposed (coloured)
PA29	C	2.12.8	South Elevation Proposed (coloured)
PA30	C	2.12.8	Level 1 Floor Plan Proposed
PA31	C	2.12.8	Level 2 Floor Plan Proposed
PA32	C	2.12.8	Level 3 Floor Plan Proposed
PA33	C	2.12.8	Level 4 Floor Plan Proposed
PA34	C	2.12.8	Level 5 Floor Plan Proposed
PA35	C	2.12.8	Level 6 Floor Plan Proposed
PA36	C	2.12.8	Level 7 Floor Plan Proposed
PA37	C	2.12.8	Level 8 & 9 Floor Plan Proposed
PA38	C	2.12.8	Level 8 & 9 Floor Plan Proposed

<b>AMENDMENTS</b> C 02.12.08 FINAL PROJECT APPLICATION		<b>LEGEND</b> BCH Back of House Communication CE Conservation Exhaust Air COA Common Outdoor Air CRA Common Air Relief D Disabled Toilet E Electrical F Female Toilet FHD Fire Hydrant FHR Fire Hose Reel FSA Foyer Supply Air GRA Gallery Return Air GSA Gallery Supply Air H Hydraulic KE Kitchen Exhaust Air LC Lighting Contactor LE Loading Exhaust Air LRA Lecture Return Air LSA Lecture Supply Air M Male Toilet OFC Off Form Concrete P Pipework PR Parents Room RD Rainwater Outlet S Sprinklers SW Sewer T Toilets WE Workshop Exhaust Air		<b>ARCHITECTS IN ASSOCIATION</b> <b>ARCHITECT MARSHALL PTY LTD</b> NSW AFB REG. 1654 CONTACT: SAM MARSHALL PO BOX 780 DARLINGHURST 1500 PHONE: 02 9310 7555 FAX: 02 9310 4144 EMAIL: sam@marshall.net.au		<b>NSW DEPARTMENT OF COMMERCE</b> <b>GOVERNMENT ARCHITECTS OFFICE</b> PETER MOULD NSW GOVERNMENT ARCHITECT NSW AFB NO. 3301 CONTACT: WILLIAM PHELPS LEVEL 18, MCKELL BUILDING 2/24 RAWSON PLACE SYDNEY 2000 PHONE: 02 9372 8469 FAX: 02 9372 8467 EMAIL: william.phelps@commerce.nsw.gov.au		<b>PROJECT MANAGER</b> <b>ROOT PROJECTS AUSTRALIA</b> CONTACT: KRISTIN WARK LEVEL 5, 27-31 MACQUARIE PLACE SYDNEY 2000 PHONE: 02 9251 8040 FAX: 02 9251 8144 EMAIL: kristin@rootprojects.com.au		<b>CLIENT</b> <b>MUSEUM OF CONTEMPORARY ART</b> CONTACT: EUAN UPSTON 140 GEORGE STREET THE ROCKS 2000 PHONE: 02 9245 2418 FAX: 02 9241 5844 EMAIL: euan.upston@mca.com.au		<b>PROJECT</b> <b>MUSEUM OF CONTEMPORARY ART REDEVELOPMENT</b> 140 GEORGE STREET CIRCULAR QUAY DO NOT SCALE DRAWINGS, USE FIGURED DIMENSIONS ONLY. VERIFY ALL DIMENSIONS ON SITE. DIMENSIONS ARE TO FINISHED SURFACES UNLESS OTHERWISE NOTED. IF IN DOUBT, PLEASE ASK.		<b>DRAWING DESCRIPTION</b> <b>CONTEXT PLAN &amp; DRAWING REGISTER</b> SCALE NOT TO SCALE DRAWING No. <b>PA01</b> ISSUE <b>C</b>	
---	--	--	--	---	--	---	--	---	--	---	--	---	--	---	--



- LEGEND**
- SUEZ CANAL ALIGNMENT
  - SUEZ CANAL ALIGNMENT
  - SUEZ CANAL ALIGNMENT
  - TREES TO BE REMOVED
  - SUEZ CANAL ALIGNMENT
  - MAJOR PEDESTRIAN ROUTE

<b>AMENDMENTS</b> ISSUE DATE DETAILS C 02.12.08 FINAL PROJECT APPLICATION		<b>LEGEND</b> BOH Back of House C Communication CE Conservation Exhaust Air COA Common Outdoor Air CRA Common Air Relief D Disabled Toilet E Electrical F Female Toilet FHD Fire Hydrant FHR Fire Hose Reel FSA Foyer Supply Air GRA Gallery Return Air GRC Glass Reinforced Cement GSA Gallery Supply Air H Hydraulic KE Kitchen Exhaust Air LC Lighting Controls LE Loading Exhaust Air LRA Lecture Return Air LSA Lecture Supply Air M Male Toilet OFC Off Form Concrete P Pipework PR Parents Room PD Rainwater Outlet S Sprinklers SW Sewer T Toilets Exhaust Air WE Workshop Exhaust Air				<b>ARCHITECTS IN ASSOCIATION</b> <b>ARCHITECT MARSHALL PTY LTD</b> NSW AFB NO. 4644 CONTACT: SAM MARSHALL PO BOX 780 DARLINGHURST 1300 PHONE: 02 9310 7555 FAX: 02 9310 4144 EMAIL: sam@marshall.net.au		<b>NSW DEPARTMENT OF COMMERCE</b> <b>GOVERNMENT ARCHITECTS OFFICE</b> PETER MOULD NSW GOVERNMENT ARCHITECT NSW AFB NO. 3301 CONTACT: WILLIAM PHELPS LEVEL 18, MCKELL BUILDING 2/24 RAWSON PLACE SYDNEY 2000 PHONE: 02 9372 8469 FAX: 02 9372 8467 EMAIL: william.phelps@commerce.nsw.gov.au		<b>PROJECT MANAGER</b> <b>ROOT PROJECTS AUSTRALIA</b> CONTACT: KRISTIN WARK LEVEL 5, 27-31 MACQUARIE PLACE SYDNEY 2000 PHONE: 02 9251 9040 FAX: 02 9251 8144 EMAIL: kristin@rootprojects.com.au		<b>CLIENT</b> <b>MUSEUM OF CONTEMPORARY ART</b> CONTACT: EUAN UPSTON 140 GEORGE STREET THE ROCKS 2000 PHONE: 02 9245 2418 FAX: 02 9241 5844 EMAIL: euan.upston@mca.com.au		<b>PROJECT</b> <b>MUSEUM OF CONTEMPORARY ART AUSTRALIA</b> <b>REDEVELOPMENT</b> 140 GEORGE STREET CIRCULAR QUAY DO NOT SCALE DRAWINGS, USE FIGURED DIMENSIONS ONLY. VERIFY ALL DIMENSIONS ON SITE. DIMENSIONS ARE TO FINISHED SURFACES UNLESS OTHERWISE NOTED. IF IN DOUBT, PLEASE ASK.		<b>DRAWING DESCRIPTION</b> <b>LOCALITY PLAN</b> SCALE 1:1000 @ A3 DRAWING No. <b>PA02</b>		<b>ISSUE</b> <b>C</b>	
---	--	---	--	--	--	---	--	--	--	--	--	--	--	---	--	--	--	--------------------------	--



- LEGEND**
- EXISTING MCA FOOTPRINT
  - PEDESTRIAN ACCESS
  - VEHICULAR ACCESS
  - MAJOR PEDESTRIAN ROUTE
  - VIEW CORRIDOR
  - VIEWS OF SITE FROM ABOVE
  - SUEZ CANAL ALIGNMENT
  - BUSKER NOISE
  - CAR & TRAIN NOISE
  - FERRY NOISE
  - CAR & BUS NOISE
  - SCRA
  - TREE
  - PALM
  - BUS STOP
  - PUBLIC SEATING
  - LAMP POST
  - LAMP POST
  - STREET LIGHT



AMENDMENTS		LEGEND		ARCHITECTS IN ASSOCIATION		PROJECT MANAGER		CLIENT		PROJECT		DRAWING DESCRIPTION	
ISSUE	DATE	DETAILS											
C	02.12.08	FINAL PROJECT APPLICATION	BOH Back of House C Communication CE Conservation Exhaust Air COA Common Outdoor Air CRA Common Air Relief D Disabled Toilet E Electrical F Female Toilet FHD Fire Hydrant FHR Fire Hose Reel FSA Foyer Supply Air GRA Gallery Return Air GRC Glass Reinforced Cement GSA Gallery Supply Air H Hydraulics	KE Kitchen Exhaust Air LC Lighting Controls LE Loading Exhaust Air LRA Lecture Return Air LSA Lecture Supply Air M Male Toilet OFC Off Form Concrete P Pipework PR Parents Room RC Rainwater Outlet S Sprinklers SW Sewater T Toilets Exhaust Air WE Workshop Exhaust Air	ARCHITECT MARSHALL PTY LTD CONTACT: SAM MARSHALL NSW ARB NO. 4644 PO BOX 780 DARLINGHURST 1500 PHONE: 02 9310 7555 FAX: 02 9310 4144 EMAIL: sam@marshall.net.au	NSW DEPARTMENT OF COMMERCE GOVERNMENT ARCHITECTS OFFICE PETER MOULD NSW GOVERNMENT ARCHITECT NSW ARB NO. 3301 CONTACT: WILLIAM PHELPS LEVEL 18, MCKELL BUILDING 2-24 RAWSON PLACE SYDNEY 2000 PHONE: 02 9372 8469 FAX: 02 9372 8467 EMAIL: william.phelps@commerce.nsw.gov.au	ROOT PROJECTS AUSTRALIA CONTACT: KRISTIN WARK LEVEL 5, 27-31 MACQUARIE PLACE SYDNEY 2000 PHONE: 02 9251 8040 FAX: 02 9251 8144 EMAIL: kristin@rootprojects.com.au	MUSEUM OF CONTEMPORARY ART CONTACT: EUAN UPSTON 140 GEORGE STREET THE ROCKS 2000 PHONE: 02 9245 2418 FAX: 02 9241 5844 EMAIL: euan.upston@mca.com.au	<b>MUSEUM OF CONTEMPORARY ART            REDEVELOPMENT</b>	<b>SITE ANALYSIS PLAN</b>	SCALE 1:1000 @ A3	DRAWING No. <b>PA03</b>	ISSUE <b>C</b>