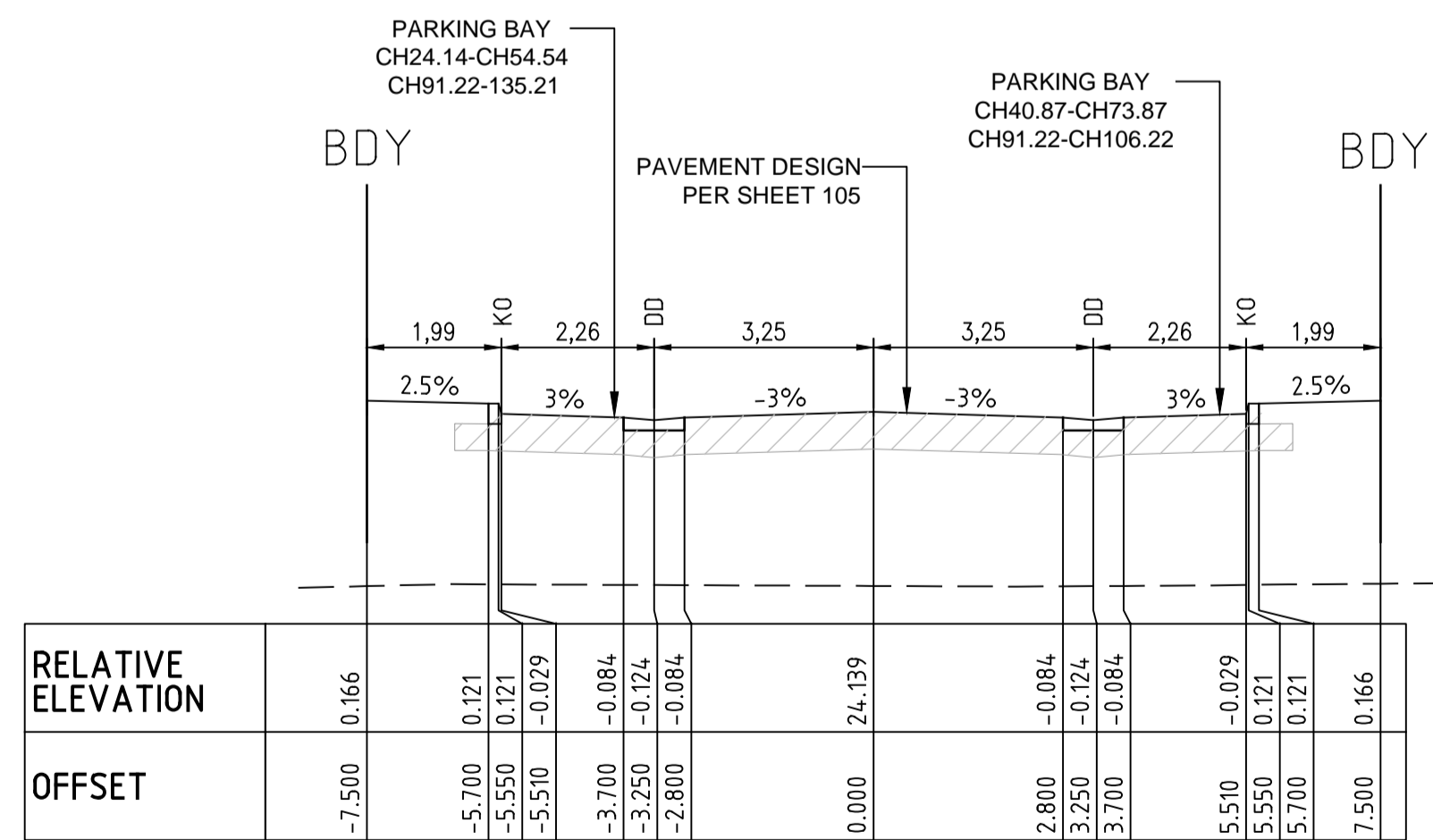
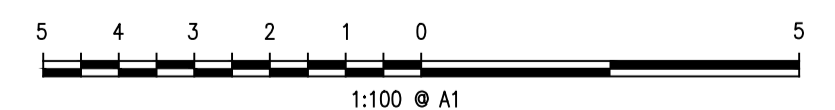


TROY STREET - TYPICAL CROSS SECTION  
(CH 13.57 - CH 42.52)  
1:100 NAT



ROAD 02 - TYPICAL CROSS SECTION  
(CH 46.87 - CH 54.54)  
(CH 91.22 - CH 106.22)  
1:100 NAT



FOR INFORMATION ONLY



Project: TYPICAL ROAD CROSS SECTIONS  
SHEET 2 OF 2  
CLEMTON PARK VILLAGE  
LOT 1 D.P.721721 & LOT A D.P.431356 60 CHARLOTTE STREET, CAMPSIE


Principal: AUSTRALAND & LASALLE					
Scale: 1:100	Date: 27.06.12	Council Ref: MP 08_00087_MP 07_0106			
Calc's: M.V.	Drawn: M.V.	Proj.Man: A.C.	Client Ref:		
Datum: A.H.D.	L.G.A: CANTERBURY				



ABN 77 050 209 991  
Level 4, Suite 400  
16-18 Cambridge St  
EPPING NSW 2121  
PO Box 233  
EPPING NSW 1710

ACN 050 209 991  
DX 4408 EPPING  
Tel. 9869-1855  
Fax. 9869-2341  
reception@craigandrhodes.com.au  
www.craigandrhodes.com.au

© Craig & Rhodes



Our Ref: 048-11  
Dwg File Ref (Rev) - Sheet Ref:  
048-11C\_E307-314 [02] - 104