

Reference: T418M21  
24 October 2022

Enviro King Pty Ltd  
C/- Mr. Kendal Mackay  
DFP Planning Consultants

By email: [kmackay@dfpplanning.com.au](mailto:kmackay@dfpplanning.com.au)

Dear Kendal,

**Re: S4.55 Modification – 843 John Renshaw Drive, Black Hill**

Reference is made to your instructions to provide a traffic assessment in response to the Planning Secretary's Environmental Assessment Requirements (SEARs) pertaining to the S4.55 Modification Reference MP07\_0048-Mod-3. The relevant traffic requirements are reproduced below for reference:

- *a quantitative traffic impact assessment which considers historic traffic generation from the existing operation of the facility, traffic types and volumes likely to be generated by the modified operation, impacts on road safety and impacts on the capacity of the road network*
- *consideration of whether additional vehicle parking is required on-site in accordance with the relevant Australian Standards and Council's DCP*
- *plans demonstrating how all vehicles associated with the proposed increased throughput can be accommodated on the site while awaiting loading, unloading or servicing.*

This assessment should be read in conjunction with the accompanying Section 4.55 Environmental Assessment Report by DFP Planning Consultants (October 2022).

**Description of Approved Development Scheme**

The delegate of the Minister for Planning issued development consent (MP07\_0048) permitting Enviro King ('the facility') to process up to 20,000 tonnes of liquid waste per annum in August 2010. A subsequent modification (MP07\_0048-Mod-2) approved in 2020 extended the hours during which some trucks can access the site and to slightly extend the hours of operation for the plant on the site. Currently, the facility operates Monday to Saturday. It does not operate on Sundays.

**Description of the Proposed Development Scheme**

In response to recent years' rising demand for liquid waste treatment/process due to residential population growth in the Hunter region, the proposal seeks to increase the facility's

existing waste 'processing' limit of 20,000 tonnes per annum to 30,000 tonnes per annum. The facility will only receive the additional 10,000 tonnes in the daytime, i.e., between 7 am and 5 pm.

The facility will not require alterations and additions work because all existing equipment and machinery are adequate to accommodate the additional throughput.

Other elements associated with the existing operation will be retained, including:

- how waste is collected/delivered between existing client sites and the facility
- how waste is processed and disposed of at the facility
- how the truck movements are scheduled
- work shift, staffing level and car parking supply

### Historical & Projected Traffic Generation

The traffic generation basis that underpinned the originally approved operation<sup>1</sup> is 46 two-way traffic movements a day, including 26 associated with trucks and 9 peak truck movements.

The subsequent 2020 modification concerning operating hours distributed the same traffic demand over an extended period, enabling half of the facility's processing capacity to occur at night, with the remaining 10,000 tonnes processed between 7 am and 5 pm. The then assessed and approved traffic generation was in the order of 13 trips during the daytime operation.

The proposed additional 10,000 tonnes per annum is anticipated to be received in the daytime operation only. Therefore, if the proposal were to proceed, the existing daytime throughput of 10,000 tonnes per annum will effectively be doubled to 20,000 tonnes. As such, the additional traffic resulting from the further 10,000 tonnes can be expected to generate another 13 additional trips across the daytime period. The additional truck movements represent an average of 1 truck movement per hour on John Renshaw Drive.

### Proposal's Traffic Impact

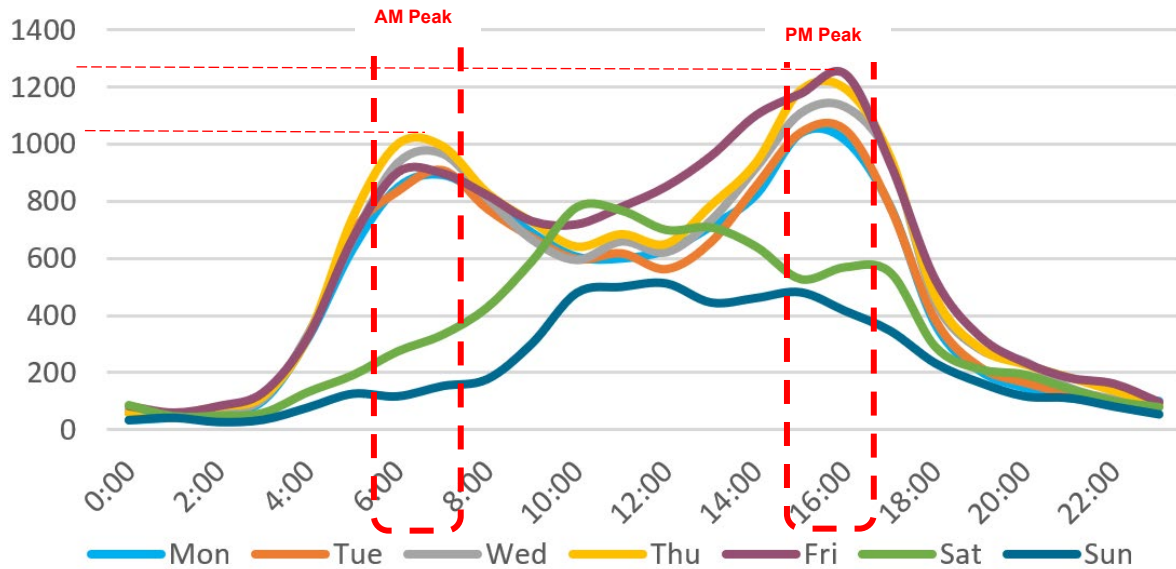
A review of the TfNSW AADT map indicates a notable background traffic growth in the nearby Hunter Expressway between 2020 and 2022. Most recently published traffic flows on the Expressway reveal the following two-way AADT profiles:

	<b>AADT</b>	<b>Growth Rate</b>
2020	30,048 vpd	
2021	30,287 vpd	+ 0.8% growth from 2020
2022	31,664 vpd	+ 4.5% growth from 2021
<b>Average Traffic Growth</b>		<b>+ 2.7% Per year</b>

<sup>1</sup> Traffic Impact Assessment – Enviro King Facility, TPK & Associates, July 2008

Previously collected traffic data (Attachment 1) indicates average AM and PM peak traffic of some 1,050 vph and 1,250 vph on John Renshaw Drive in 2020, respectively (Figure 1). The traffic record reveals a heavy vehicle proportion of 26%.

**Figure 1 Bi-directional Flow Profile – John Renshaw Drive**



Source: TIS Information, 2020

The recorded daily traffic profile indicates AM peak occurs around 7 am and PM peak around 4.30 pm. Between those peak periods, two-way traffic flows on John Renshaw Drive average 750 to 800 vph. These peak hour profiles are expected to be generally consistent yearly.

If the average background traffic growth rate of 2.7% is applied across the peak period traffic flows, then the average hourly two-way traffic flows would equate to approximately 1,080 vph in the AM peak and 1,285 vph in the PM peak. An assessment of those traffic volumes using the RMS Guide to Traffic Generating Development (2002) Level of Service Diagram (Figure 2) indicates an existing mid-block traffic operation of LOS C.

**Figure 2 RMS Guide Level of Service Indication**

Urban road peak hour flows per direction

Level of Service	One Lane (veh/hr)	Two Lanes (veh/hr)
A	200	900
B	380	1400
C	600	1800
D	900	2200
E	1400	2800

Therefore, it is apparent that adding 1 vph to the road network will not downgrade John Renshaw Drive's LOS. It follows that the proposal will not have an adverse effect on existing road operation/performance.

### **Car Parking/Loading Arrangement**

There is ample parking supply in the facility's hardstand area. There will be no increase in staff at the facility with the additional 10,000 tonnes throughput and no additional trucks parked/stored on-site. All additional throughput will be handled by existing trucks/employees or external contractors, as is currently the case.

In relation to truck accommodation, as existing, the anticipated maximum number of waiting vehicle at the unload area is 2 trucks. In the worst case scenario, there may be 3 trucks (1 in the oily water bay, 1 in the greasetrap area, 1 out the back of shed -stormwater/heavy waste area) but this infrequent. These are consistent with existing operating circumstances.

### **Summary**

The assessment of the proposed extended operation involving an additional 10,000 tonnes of waste processed each year has found that:

- the additional traffic generation of 1 vph (truck) will not adversely impact the existing road network operation; and
- the existing car parking supply will be adequate;
- there will be no additional parking required onsite; and
- the existing provision for truck circulation and waiting is adequate and will be adequate for the intended extended operating capacity.

I trust that the above is sufficient for your requirements. Otherwise, please do not hesitate to contact me to discuss this further.

Yours faithfully,



Bernard Lo BE (Civil), MTrans, PRE 0001491  
Principal

**Attachment 1**

Traffic Data

**20066 - 843 John Renshaw Drive - ATC Study**

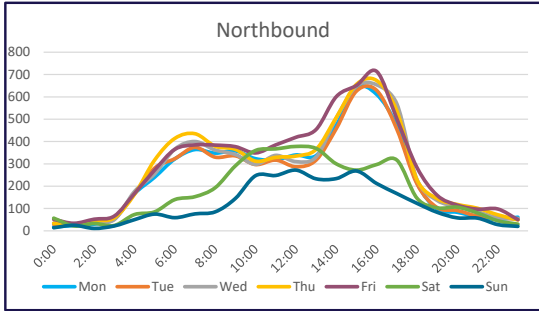
Project: 20066 - 843 John Renshaw Drive  
 Site: John Renshaw Drive  
 Start Date: Monday 27 July 2020  
 Speed Limit: 160  
 Lat/Long: -32.820722, 151.576306

1. John Renshaw Drive - -32.820722, 151.576306

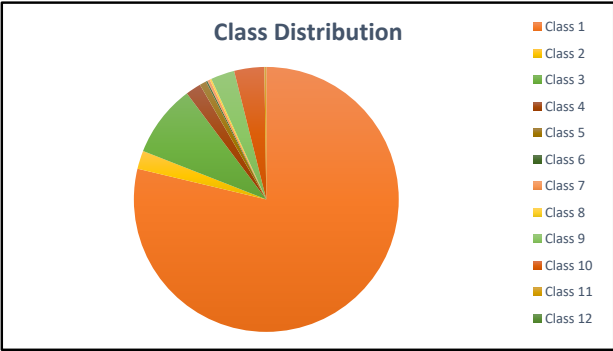
Northbound

Weekday Average Total Traffic	6403
7-Day Average Traffic	5581
Weekly Traffic Total	39070

Incidents No incidents



Class	Description	Vehicle	Total
Class 1	Short - Sedan, Wagon, 4WD, Utility, Light Van, Bicycle, Motorcycle, etc		31127
Class 2	Short Towing - Trailer, Caravan, Boat, etc.		1093
Class 3	Two axle truck or Bus		3326
Class 4	Three axle truck or Bus		622
Class 5	Four axle truck		260
Class 6	Three axle articulated vehicle or Rigid vehicle and trailer		104
Class 7	Four axle articulated vehicle or Rigid vehicle and trailer		118
Class 8	Five axle articulated vehicle or Rigid vehicle and trailer		96
Class 9	Six (or more) axle articulated vehicle or Rigid vehicle and trailer		989
Class 10	B-Double or Heavy truck and trailer		1230
Class 11	Double road train or Heavy truck and two trailers		105
Class 12	Triple road train or Heavy truck and three (or more) trailers		0



**20066 - 843 John Renshaw Drive - ATC Study**

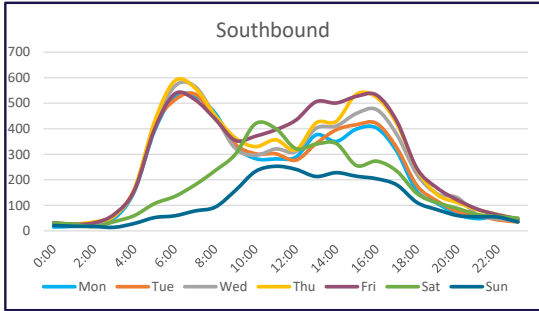
Project: 20066 - 843 John Renshaw Drive  
 Site: John Renshaw Drive  
 Start Date: Monday 27 July 2020  
 Speed Limit: 160  
 Lat/Long: -32.820722, 151.576306

1. John Renshaw Drive - -32.820722, 151.576306

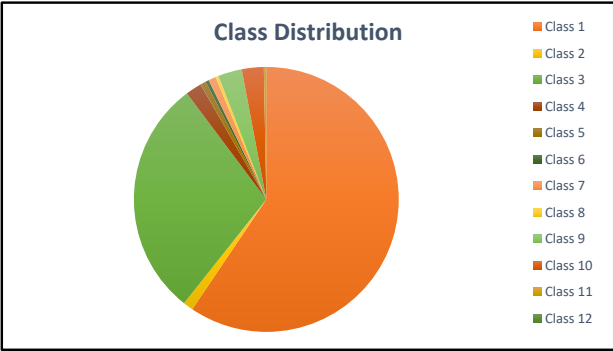
Southbound

Weekday Average Total Traffic	6303
7-Day Average Traffic	5492
Weekly Traffic Total	38447

Incidents No incidents



Class	Description	Vehicle	Total
Class 1	Short - Sedan, Wagon, 4WD, Utility, Light Van, Bicycle, Motorcycle, etc		24340
Class 2	Short Towing - Trailer, Caravan, Boat, etc.		676
Class 3	Two axle truck or Bus		9774
Class 4	Three axle truck or Bus		577
Class 5	Four axle truck		239
Class 6	Three axle articulated vehicle or Rigid vehicle and trailer		249
Class 7	Four axle articulated vehicle or Rigid vehicle and trailer		337
Class 8	Five axle articulated vehicle or Rigid vehicle and trailer		147
Class 9	Six (or more) axle articulated vehicle or Rigid vehicle and trailer		945
Class 10	B-Double or Heavy truck and trailer		1024
Class 11	Double road train or Heavy truck and two trailers		137
Class 12	Triple road train or Heavy truck and three (or more) trailers		2





# Vehicle Volume Report - Hourly

Project: 20066 - 843 John Renshaw Drive  
 Site: John Renshaw Drive  
 Start Date: 27/07/2020

1. John Renshaw Drive - -32.820722, 151.576306



Time	Mon		Tue		Wed		Thu		Fri		Sat		Sun		7 Day Avg	
	27-Jul		28-Jul		29-Jul		30-Jul		31-Jul		1-Aug		2-Aug		NB	SB
	NB	SB	NB	SB	NB	SB	NB	SB	NB	SB	NB	SB				
0:00	18	15	29	31	34	32	34	25	51	32	57	30	14	21	34	27
1:00	24	18	26	18	30	19	30	26	34	26	22	26	25	18	27	22
2:00	30	28	39	28	43	27	46	35	52	31	33	17	11	17	36	26
3:00	53	49	56	59	50	58	58	59	66	65	24	36	22	14	47	49
4:00	166	155	166	163	176	159	163	164	167	159	73	60	50	29	137	127
5:00	240	394	281	412	255	412	317	429	272	399	85	107	75	52	218	315
6:00	322	527	323	513	366	567	414	588	365	537	140	135	59	59	284	418
7:00	364	529	374	536	400	566	435	560	385	514	153	180	76	78	312	423
8:00	348	461	330	445	362	449	379	452	384	438	193	236	85	93	297	368
9:00	358	332	336	339	342	323	365	364	377	354	291	300	145	158	316	310
10:00	323	283	297	302	298	296	312	330	349	371	360	420	247	233	312	319
11:00	318	282	317	302	338	321	329	357	385	396	367	401	248	253	329	330
12:00	340	289	287	277	310	311	335	317	419	434	378	322	272	241	334	313
13:00	337	376	317	342	331	402	365	423	454	506	369	340	233	213	344	372
14:00	473	350	458	396	505	411	508	429	601	501	300	342	234	228	440	380
15:00	640	399	626	416	648	460	656	535	651	527	272	256	268	214	537	401
16:00	611	403	629	421	654	475	673	523	714	532	297	273	212	204	541	404
17:00	471	311	455	325	569	377	537	420	502	430	317	234	167	180	431	325
18:00	215	155	210	177	229	221	228	241	283	244	146	146	123	111	205	185
19:00	98	108	104	117	136	145	144	142	159	168	103	110	83	83	118	125
20:00	83	64	91	76	109	130	118	111	115	121	106	88	58	60	97	93
21:00	62	48	66	62	85	62	101	82	97	85	80	64	57	55	78	65
22:00	52	57	59	43	59	48	72	64	98	63	45	56	28	54	59	55
23:00	61	39	52	35	55	37	49	44	50	47	30	50	20	35	45	41
07-19	4798	4170	4636	4278	4986	4612	5122	4951	5504	5247	3443	3450	2310	2206	4400	4131
06-22	5363	4917	5220	5046	5682	5516	5899	5874	6240	6158	3872	3847	2567	2463	4978	4832
06-00	5476	5013	5331	5124	5796	5601	6020	5982	6388	6268	3947	3953	2615	2552	5082	4928
00-00	6007	5672	5928	5835	6384	6308	6668	6720	7030	6980	4241	4229	2812	2703	5581	5492
Percent	51.43%	48.57%	50.40%	49.60%	50.30%	49.70%	49.81%	50.19%	50.18%	49.82%	50.07%	49.93%	50.99%	49.01%	50.40%	49.60%

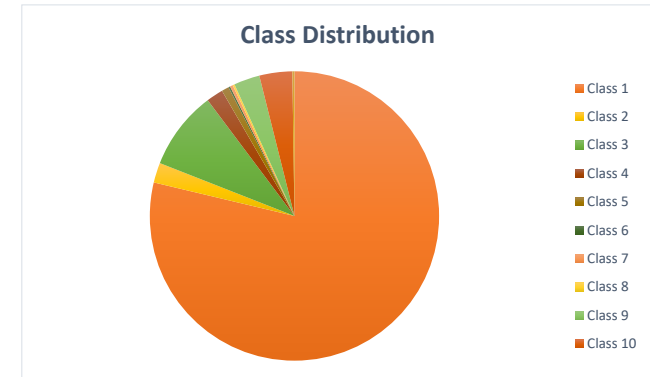
## Vehicle Classification Report -Hourly

1. John Renshaw Drive - -32.820722, 151.576306

Northbound

Monday

Vehicle Classification - Percentage													
	Total	Class 1	Class 2	Class 3	Class 4	Class 5	Class 6	Class 7	Class 8	Class 9	Class 10	Class 11	Class 12
Percent	100.00%	78.72%	2.23%	8.81%	1.88%	0.82%	0.20%	0.32%	0.22%	2.90%	3.68%	0.23%	0.00%



		Northbound Classes												
		Total	Class 1	Class 2	Class 3	Class 4	Class 5	Class 6	Class 7	Class 8	Class 9	Class 10	Class 11	Class 12
27-Jul														
0:00	18	13	0	2	0	0	0	0	0	1	2	0	0	
1:00	24	12	1	1	0	1	0	0	0	3	5	1	0	
2:00	30	19	0	2	0	0	0	0	0	4	5	0	0	
3:00	53	24	0	7	2	2	0	0	0	5	12	1	0	
4:00	166	129	1	10	3	2	0	0	2	6	12	1	0	
5:00	240	184	3	18	7	4	0	0	0	8	16	0	0	
6:00	322	226	8	49	10	5	0	3	0	12	9	0	0	
7:00	364	272	13	44	9	5	0	2	0	10	8	1	0	
8:00	348	254	3	41	8	5	2	2	0	19	13	1	0	
9:00	358	242	20	51	5	4	1	4	0	11	20	0	0	
10:00	323	235	9	31	10	2	1	3	0	15	15	2	0	
11:00	318	222	16	33	14	3	3	2	1	12	12	0	0	
12:00	340	251	8	37	8	5	0	1	2	12	15	1	0	
13:00	337	265	15	25	5	2	2	0	3	10	10	0	0	
14:00	473	396	12	32	8	4	0	0	0	8	12	1	0	
15:00	640	557	10	36	8	3	1	1	3	9	11	1	0	
16:00	611	536	2	51	5	0	0	1	1	9	5	1	0	
17:00	471	416	8	33	1	1	1	0	0	3	8	0	0	
18:00	215	188	1	9	3	0	0	0	1	4	9	0	0	
19:00	98	76	1	3	4	1	1	0	0	5	7	0	0	
20:00	83	67	2	5	1	0	0	0	0	1	5	2	0	
21:00	62	47	1	5	1	0	0	0	0	3	5	0	0	
22:00	52	44	0	2	0	0	0	0	0	3	3	0	0	
23:00	61	54	0	2	1	0	0	0	0	1	2	1	0	
07-19	4798	3834	117	423	84	34	11	16	11	122	138	8	0	
06-22	5363	4250	129	485	100	40	12	19	11	143	164	10	0	
06-00	5476	4348	129	489	101	40	12	19	11	147	169	11	0	
00-00	6007	4729	134	529	113	49	12	19	13	174	221	14	0	

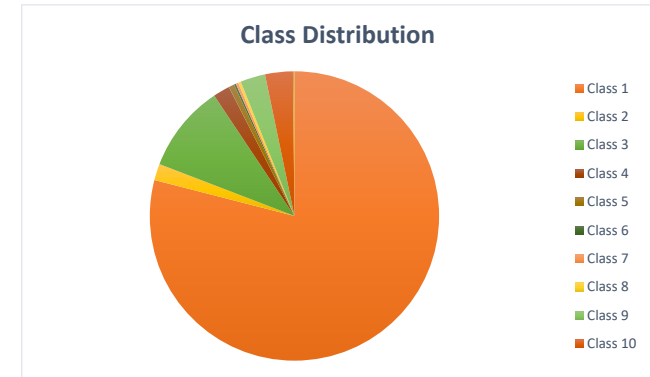
## Vehicle Classification Report -Hourly

1. John Renshaw Drive - -32.820722, 151.576306

Northbound

Tuesday

Vehicle Classification - Percentage													
	Total	Class 1	Class 2	Class 3	Class 4	Class 5	Class 6	Class 7	Class 8	Class 9	Class 10	Class 11	Class 12
Percent	100.00%	79.00%	1.84%	9.80%	1.87%	0.62%	0.22%	0.29%	0.30%	2.78%	3.10%	0.17%	0.00%



		Northbound Classes												
		Total	Class 1	Class 2	Class 3	Class 4	Class 5	Class 6	Class 7	Class 8	Class 9	Class 10	Class 11	Class 12
28-Jul														
0:00	29	22	0	5	0	0	0	0	0	0	1	1	0	0
1:00	26	16	0	2	0	0	1	0	0	3	4	0	0	0
2:00	39	21	0	2	0	0	0	0	0	2	13	1	0	0
3:00	56	30	0	5	3	1	0	0	1	1	15	0	0	0
4:00	166	123	1	10	5	6	0	0	1	5	14	1	0	0
5:00	281	215	2	25	10	5	0	3	0	10	9	2	0	0
6:00	323	225	6	54	8	6	2	1	3	13	5	0	0	0
7:00	374	266	9	59	7	3	0	1	0	18	10	1	0	0
8:00	330	244	6	41	8	1	1	0	0	19	9	1	0	0
9:00	336	230	14	51	14	3	1	0	0	13	10	0	0	0
10:00	297	205	10	41	12	1	2	2	3	8	13	0	0	0
11:00	317	221	9	46	14	3	0	2	1	14	7	0	0	0
12:00	287	206	12	38	4	1	0	0	0	15	11	0	0	0
13:00	317	251	6	26	4	2	2	3	3	8	11	1	0	0
14:00	458	383	5	39	6	2	2	0	2	5	14	0	0	0
15:00	626	551	6	35	7	2	2	0	3	8	12	0	0	0
16:00	629	561	7	51	2	0	0	0	0	2	6	0	0	0
17:00	455	411	7	23	1	1	0	2	1	5	4	0	0	0
18:00	210	186	2	8	1	0	0	0	0	7	6	0	0	0
19:00	104	84	6	7	1	0	0	0	0	3	3	0	0	0
20:00	91	77	0	6	2	0	0	2	0	2	2	0	0	0
21:00	66	56	0	4	0	0	0	0	0	3	2	1	0	0
22:00	59	51	1	2	1	0	0	0	0	1	3	0	0	0
23:00	52	48	0	1	1	0	0	1	0	0	0	1	0	0
07-19	4636	3715	93	458	80	19	10	10	13	122	113	3	0	0
06-22	5220	4157	105	529	91	25	12	13	16	143	125	4	0	0
06-00	5331	4256	106	532	93	25	12	14	16	144	128	5	0	0
00-00	5928	4683	109	581	111	37	13	17	18	165	184	10	0	0

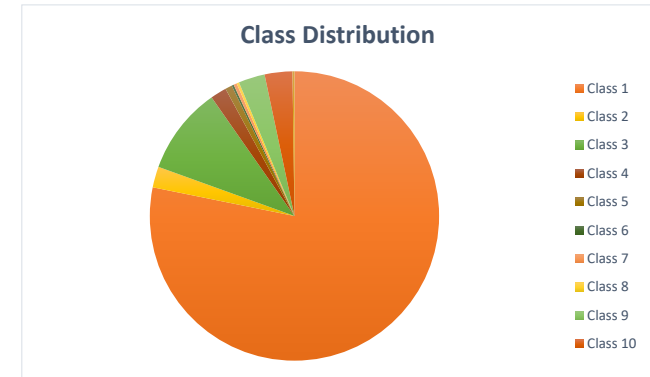
## Vehicle Classification Report -Hourly

1. John Renshaw Drive - -32.820722, 151.576306

Northbound

Wednesday

Vehicle Classification - Percentage													
	Total	Class 1	Class 2	Class 3	Class 4	Class 5	Class 6	Class 7	Class 8	Class 9	Class 10	Class 11	Class 12
Percent	100.00%	78.18%	2.33%	9.77%	1.80%	0.77%	0.23%	0.36%	0.28%	2.94%	3.10%	0.22%	0.00%



		Northbound Classes												
		Total	Class 1	Class 2	Class 3	Class 4	Class 5	Class 6	Class 7	Class 8	Class 9	Class 10	Class 11	Class 12
29-Jul														
0:00	34	28	0	4	0	0	0	0	0	1	1	0	0	
1:00	30	20	1	0	1	1	0	0	0	4	2	1	0	
2:00	43	27	2	0	1	0	0	0	0	3	10	0	0	
3:00	50	27	0	6	0	2	0	1	0	2	11	1	0	
4:00	176	136	3	14	5	4	1	0	0	3	9	1	0	
5:00	255	205	5	18	7	4	0	0	1	4	11	0	0	
6:00	366	254	8	58	13	5	1	2	2	12	11	0	0	
7:00	400	294	8	52	8	3	2	3	2	21	5	2	0	
8:00	362	256	7	50	8	5	0	2	2	10	22	0	0	
9:00	342	231	11	53	6	4	1	2	2	15	17	0	0	
10:00	298	195	7	48	7	3	3	3	0	17	15	0	0	
11:00	338	240	8	41	11	1	2	1	1	21	11	1	0	
12:00	310	218	13	39	10	5	1	0	2	15	7	0	0	
13:00	331	248	17	37	6	3	1	0	2	7	9	1	0	
14:00	505	419	15	38	10	2	0	2	0	11	8	0	0	
15:00	648	550	15	43	7	0	2	3	0	11	16	1	0	
16:00	654	557	14	63	3	3	0	1	1	8	4	0	0	
17:00	569	515	6	28	2	2	1	1	1	3	7	3	0	
18:00	229	205	1	13	1	1	0	0	1	4	3	0	0	
19:00	136	114	3	3	3	0	0	0	1	5	7	0	0	
20:00	109	87	5	6	3	1	0	1	0	3	3	0	0	
21:00	85	67	0	7	2	0	0	0	0	5	4	0	0	
22:00	59	52	0	1	0	0	0	0	0	1	3	2	0	
23:00	55	46	0	2	1	0	0	1	0	2	2	1	0	
07-19	4986	3928	122	505	79	32	13	18	14	143	124	8	0	
06-22	5682	4450	138	579	100	38	14	21	17	168	149	8	0	
06-00	5796	4548	138	582	101	38	14	22	17	171	154	11	0	
00-00	6384	4991	149	624	115	49	15	23	18	188	198	14	0	

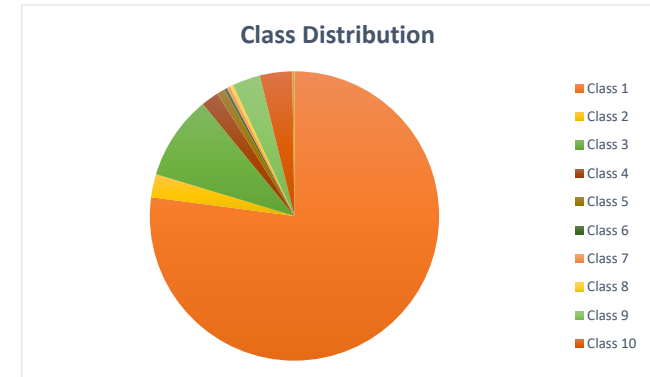
## Vehicle Classification Report -Hourly

1. John Renshaw Drive - -32.820722, 151.576306

Northbound

Thursday

Vehicle Classification - Percentage													
	Total	Class 1	Class 2	Class 3	Class 4	Class 5	Class 6	Class 7	Class 8	Class 9	Class 10	Class 11	Class 12
Percent	100.00%	77.07%	2.59%	9.42%	1.95%	0.91%	0.31%	0.39%	0.36%	3.13%	3.61%	0.24%	0.00%



		Northbound Classes												
		Total	Class 1	Class 2	Class 3	Class 4	Class 5	Class 6	Class 7	Class 8	Class 9	Class 10	Class 11	Class 12
30-Jul														
0:00	34	24	0	3	0	0	0	0	0	3	4	0	0	
1:00	30	23	0	3	1	0	0	0	0	2	1	0	0	
2:00	46	31	0	2	1	0	1	0	0	3	7	1	0	
3:00	58	32	0	4	3	1	0	0	1	5	12	0	0	
4:00	163	126	1	12	2	6	0	0	0	6	10	0	0	
5:00	317	238	5	30	8	8	1	0	3	9	13	2	0	
6:00	414	298	14	61	7	6	1	3	0	15	9	0	0	
7:00	435	305	13	51	16	7	2	2	3	22	13	1	0	
8:00	379	268	12	43	13	3	1	2	1	20	16	0	0	
9:00	365	236	19	50	16	4	1	5	2	20	10	2	0	
10:00	312	225	11	29	10	5	0	1	2	14	14	1	0	
11:00	329	221	13	47	12	3	1	3	2	15	12	0	0	
12:00	335	247	10	37	9	3	1	1	2	10	13	2	0	
13:00	365	274	17	40	5	2	2	2	1	8	14	0	0	
14:00	508	401	16	50	6	5	1	0	2	15	12	0	0	
15:00	656	554	15	35	7	2	4	4	1	14	20	0	0	
16:00	673	578	8	46	4	4	1	2	3	10	16	1	0	
17:00	537	468	7	36	3	1	1	1	1	7	10	2	0	
18:00	228	192	4	20	3	0	1	0	0	3	4	1	0	
19:00	144	111	6	11	0	0	0	0	0	4	11	1	0	
20:00	118	99	2	5	1	1	0	0	0	2	8	0	0	
21:00	101	82	0	7	2	0	0	0	0	2	7	1	0	
22:00	72	63	0	4	1	0	1	0	0	0	2	1	0	
23:00	49	43	0	2	0	0	1	0	0	0	3	0	0	
07-19	5122	3969	145	484	104	39	16	23	20	158	154	10	0	
06-22	5899	4559	167	568	114	46	17	26	20	181	189	12	0	
06-00	6020	4665	167	574	115	46	19	26	20	181	194	13	0	
00-00	6668	5139	173	628	130	61	21	26	24	209	241	16	0	

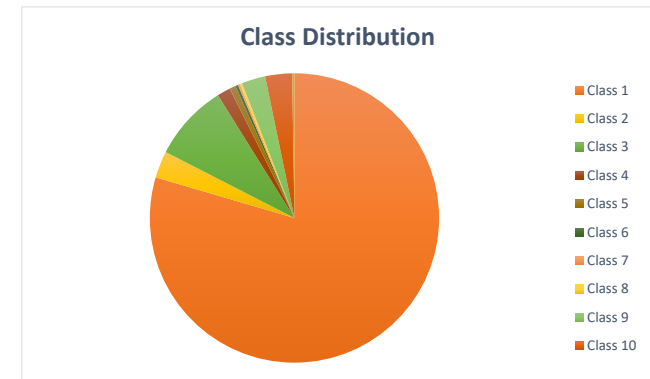
## Vehicle Classification Report -Hourly

1. John Renshaw Drive - -32.820722, 151.576306

Northbound

Friday

Vehicle Classification - Percentage													
	Total	Class 1	Class 2	Class 3	Class 4	Class 5	Class 6	Class 7	Class 8	Class 9	Class 10	Class 11	Class 12
Percent	100.00%	79.53%	3.00%	8.59%	1.49%	0.67%	0.33%	0.21%	0.27%	2.65%	3.00%	0.26%	0.00%



		Northbound Classes												
		Total	Class 1	Class 2	Class 3	Class 4	Class 5	Class 6	Class 7	Class 8	Class 9	Class 10	Class 11	Class 12
31-Jul														
0:00	51	40	1	4	0	0	0	1	1	0	3	1	0	
1:00	34	21	0	0	0	0	0	0	1	5	6	1	0	
2:00	52	32	0	2	0	0	1	0	0	6	10	1	0	
3:00	66	35	0	10	3	1	0	1	0	3	12	1	0	
4:00	167	122	1	13	6	7	0	0	1	5	11	1	0	
5:00	272	206	3	20	10	4	2	0	1	14	11	1	0	
6:00	365	255	8	53	14	4	2	0	1	16	11	1	0	
7:00	385	264	9	69	11	2	2	2	2	12	10	2	0	
8:00	384	281	8	47	7	2	1	0	1	18	18	1	0	
9:00	377	267	10	52	10	2	3	1	3	18	11	0	0	
10:00	349	248	17	44	3	5	0	3	1	12	14	2	0	
11:00	385	299	16	33	8	4	4	0	0	10	11	0	0	
12:00	419	333	18	33	4	4	0	1	1	11	12	2	0	
13:00	454	355	26	36	12	4	1	0	1	12	7	0	0	
14:00	601	503	21	42	0	6	4	3	0	10	12	0	0	
15:00	651	562	21	41	7	1	2	0	1	7	9	0	0	
16:00	714	614	20	50	7	1	1	2	1	9	9	0	0	
17:00	502	455	7	24	1	0	0	1	1	3	8	2	0	
18:00	283	251	8	11	1	0	0	0	1	4	6	1	0	
19:00	159	131	9	7	1	0	0	0	1	3	7	0	0	
20:00	115	98	4	5	0	0	0	0	0	3	5	0	0	
21:00	97	82	3	5	0	0	0	0	0	4	3	0	0	
22:00	98	91	0	2	0	0	0	0	0	1	3	1	0	
23:00	50	46	1	1	0	0	0	0	0	0	2	0	0	
07-19	5504	4432	181	482	71	31	18	13	13	126	127	10	0	
06-22	6240	4998	205	552	86	35	20	13	15	152	153	11	0	
06-00	6388	5135	206	555	86	35	20	13	15	153	158	12	0	
00-00	7030	5591	211	604	105	47	23	15	19	186	211	18	0	

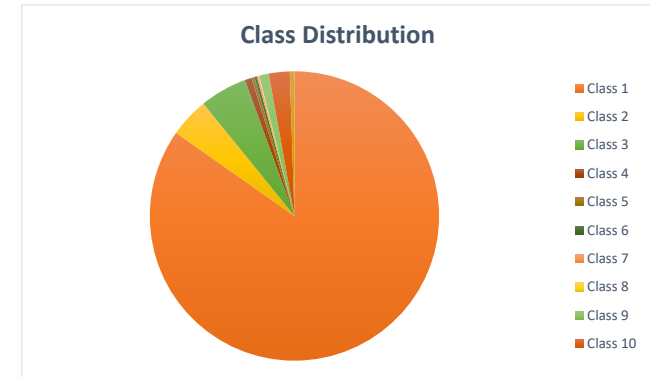
## Vehicle Classification Report -Hourly

1. John Renshaw Drive - -32.820722, 151.576306

Northbound

Saturday

Vehicle Classification - Percentage													
	Total	Class 1	Class 2	Class 3	Class 4	Class 5	Class 6	Class 7	Class 8	Class 9	Class 10	Class 11	Class 12
Percent	100.00%	84.74%	4.41%	5.28%	0.75%	0.33%	0.28%	0.19%	0.09%	1.06%	2.33%	0.52%	0.00%



		Northbound Classes												
		Total	Class 1	Class 2	Class 3	Class 4	Class 5	Class 6	Class 7	Class 8	Class 9	Class 10	Class 11	Class 12
1-Aug														
0:00	57	48	1	2	1	0	0	0	0	2	2	1	0	
1:00	22	13	0	2	0	0	0	0	0	1	5	1	0	
2:00	33	24	0	1	0	0	0	1	0	1	6	0	0	
3:00	24	14	0	3	0	1	0	0	0	2	2	2	0	
4:00	73	58	0	2	2	1	0	0	0	3	7	0	0	
5:00	85	68	0	6	3	1	0	1	0	2	4	0	0	
6:00	140	92	8	17	2	1	0	0	0	8	10	2	0	
7:00	153	119	10	10	1	2	0	0	0	2	8	1	0	
8:00	193	151	13	13	3	1	1	0	0	2	7	2	0	
9:00	291	247	17	12	3	1	1	1	0	2	5	2	0	
10:00	360	316	23	11	2	2	0	0	1	3	2	0	0	
11:00	367	321	19	15	3	2	0	2	0	1	4	0	0	
12:00	378	338	18	10	1	1	0	1	1	2	4	2	0	
13:00	369	310	18	27	1	0	4	1	1	2	3	2	0	
14:00	300	266	13	15	1	0	1	0	0	0	4	0	0	
15:00	272	230	13	17	0	0	1	0	1	3	6	1	0	
16:00	297	263	13	11	2	0	3	0	0	2	3	0	0	
17:00	317	284	7	14	2	1	1	1	0	4	2	1	0	
18:00	146	127	2	11	0	0	0	0	0	1	4	1	0	
19:00	103	93	2	7	0	0	0	0	0	1	0	0	0	
20:00	106	81	5	13	4	0	0	0	0	1	2	0	0	
21:00	80	66	5	3	0	0	0	0	0	0	4	2	0	
22:00	45	42	0	0	1	0	0	0	0	0	2	0	0	
23:00	30	23	0	2	0	0	0	0	0	0	3	2	0	
07-19	3443	2972	166	166	19	10	12	6	4	24	52	12	0	
06-22	3872	3304	186	206	25	11	12	6	4	34	68	16	0	
06-00	3947	3369	186	208	26	11	12	6	4	34	73	18	0	
00-00	4241	3594	187	224	32	14	12	8	4	45	99	22	0	

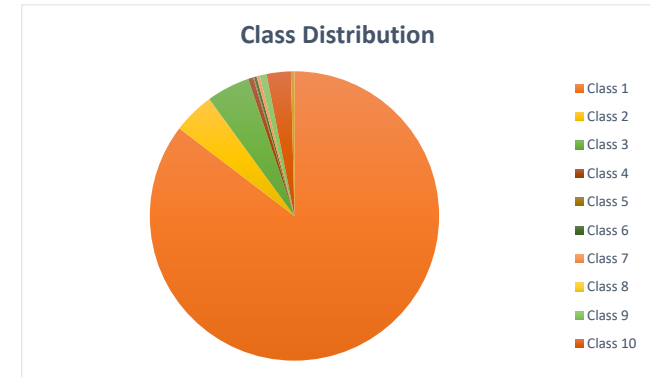
## Vehicle Classification Report -Hourly

1. John Renshaw Drive - -32.820722, 151.576306

Northbound

Sunday

Vehicle Classification - Percentage													
	Total	Class 1	Class 2	Class 3	Class 4	Class 5	Class 6	Class 7	Class 8	Class 9	Class 10	Class 11	Class 12
Percent	100.00%	85.35%	4.62%	4.84%	0.57%	0.11%	0.28%	0.36%	0.00%	0.78%	2.70%	0.39%	0.00%



Northbound Classes														
	Total	Class 1	Class 2	Class 3	Class 4	Class 5	Class 6	Class 7	Class 8	Class 9	Class 10	Class 11	Class 12	
2-Aug														
0:00	14	12	0	1	0	0	0	0	0	0	1	0	0	
1:00	25	19	1	2	0	0	0	0	0	0	3	0	0	
2:00	11	6	0	2	0	0	0	0	0	1	2	0	0	
3:00	22	16	1	0	0	0	0	0	0	1	3	1	0	
4:00	50	45	0	0	1	0	0	0	0	0	2	2	0	
5:00	75	66	1	1	1	0	0	0	0	1	5	0	0	
6:00	59	49	2	2	2	0	0	0	0	0	4	0	0	
7:00	76	64	3	5	0	0	0	1	0	0	3	0	0	
8:00	85	70	3	4	1	1	0	0	0	1	4	1	0	
9:00	145	121	13	7	0	0	1	0	0	0	3	0	0	
10:00	247	214	14	14	1	0	1	1	0	1	0	1	0	
11:00	248	208	18	14	0	0	2	1	0	0	4	1	0	
12:00	272	227	21	11	0	0	1	2	0	1	7	2	0	
13:00	233	194	10	17	2	1	0	0	0	4	5	0	0	
14:00	234	203	11	5	2	1	1	0	0	2	9	0	0	
15:00	268	231	15	13	1	0	0	3	0	2	3	0	0	
16:00	212	187	2	12	1	0	2	1	0	3	3	1	0	
17:00	167	149	7	7	1	0	0	1	0	0	2	0	0	
18:00	123	102	4	12	1	0	0	0	0	1	2	1	0	
19:00	83	70	2	7	0	0	0	0	0	0	3	1	0	
20:00	58	54	0	0	0	0	0	0	0	1	3	0	0	
21:00	57	52	1	0	1	0	0	0	0	1	2	0	0	
22:00	28	24	1	0	0	0	0	0	0	1	2	0	0	
23:00	20	17	0	0	1	0	0	0	0	1	1	0	0	
07-19	2310	1970	121	121	10	3	8	10	0	15	45	7	0	
06-22	2567	2195	126	130	13	3	8	10	0	17	57	8	0	
06-00	2615	2236	127	130	14	3	8	10	0	19	60	8	0	
00-00	2812	2400	130	136	16	3	8	10	0	22	76	11	0	

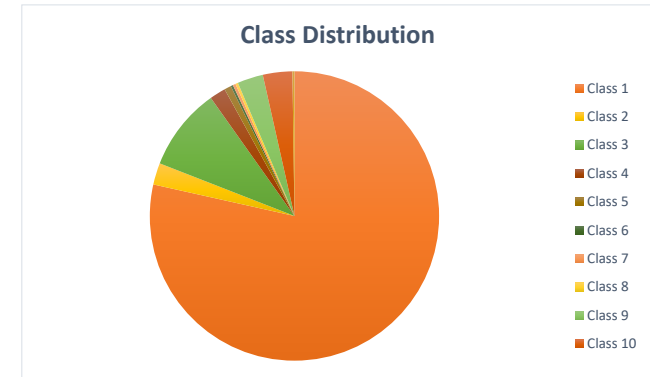
## Vehicle Classification Report -Hourly

1. John Renshaw Drive - -32.820722, 151.576306

Northbound

Weekday Average

Vehicle Classification - Percentage													
	Total	Class 1	Class 2	Class 3	Class 4	Class 5	Class 6	Class 7	Class 8	Class 9	Class 10	Class 11	Class 12
Percent	100.00%	78.50%	2.42%	9.26%	1.79%	0.76%	0.26%	0.31%	0.29%	2.88%	3.30%	0.22%	0.00%



Northbound Classes														
	Total	Class 1	Class 2	Class 3	Class 4	Class 5	Class 6	Class 7	Class 8	Class 9	Class 10	Class 11	Class 12	
WD Avg														
0:00	33	25	0	4	0	0	0	0	0	1	2	0	0	
1:00	29	18	0	1	0	0	0	0	0	3	4	1	0	
2:00	42	26	0	2	0	0	0	0	0	4	9	1	0	
3:00	57	30	0	6	2	1	0	0	0	3	12	1	0	
4:00	168	127	1	12	4	5	0	0	1	5	11	1	0	
5:00	273	210	4	22	8	5	1	1	1	9	12	1	0	
6:00	358	252	9	55	10	5	1	2	1	14	9	0	0	
7:00	392	280	10	55	10	4	1	2	1	17	9	1	0	
8:00	361	261	7	44	9	3	1	1	1	17	16	1	0	
9:00	356	241	15	51	10	3	1	2	1	15	14	0	0	
10:00	316	222	11	39	8	3	1	2	1	13	14	1	0	
11:00	337	241	12	40	12	3	2	2	1	14	11	0	0	
12:00	338	251	12	37	7	4	0	1	1	13	12	1	0	
13:00	361	279	16	33	6	3	2	1	2	9	10	0	0	
14:00	509	420	14	40	6	4	1	1	1	10	12	0	0	
15:00	644	555	13	38	7	2	2	2	2	10	14	0	0	
16:00	656	569	10	52	4	2	0	1	1	8	8	0	0	
17:00	507	453	7	29	2	1	1	1	1	4	7	1	0	
18:00	233	204	3	12	2	0	0	0	1	4	6	0	0	
19:00	128	103	5	6	2	0	0	0	0	4	7	0	0	
20:00	103	86	3	5	1	0	0	1	0	2	5	0	0	
21:00	82	67	1	6	1	0	0	0	0	3	4	0	0	
22:00	68	60	0	2	0	0	0	0	0	1	3	1	0	
23:00	53	47	0	2	1	0	0	0	0	1	2	1	0	
07-19	5009	3976	132	470	84	31	14	16	14	134	131	8	0	
06-22	5681	4483	149	543	98	37	15	18	16	157	156	9	0	
06-00	5802	4590	149	546	99	37	15	19	16	159	161	10	0	
00-00	6403	5027	155	593	115	49	17	20	18	184	211	14	0	

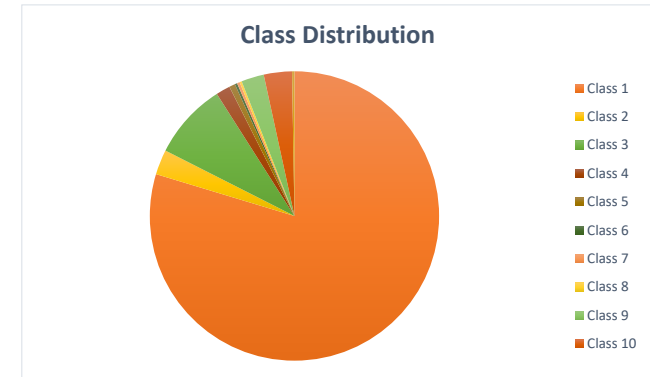
## Vehicle Classification Report -Hourly

1. John Renshaw Drive - -32.820722, 151.576306

Northbound

7-Day Average

Vehicle Classification - Percentage													
	Total	Class 1	Class 2	Class 3	Class 4	Class 5	Class 6	Class 7	Class 8	Class 9	Class 10	Class 11	Class 12
Percent	100.00%	79.67%	2.80%	8.51%	1.59%	0.67%	0.27%	0.30%	0.25%	2.53%	3.15%	0.27%	0.00%



Northbound Classes														
	Total	Class 1	Class 2	Class 3	Class 4	Class 5	Class 6	Class 7	Class 8	Class 9	Class 10	Class 11	Class 12	
<b>7D Avg</b>														
0:00	34	27	0	3	0	0	0	0	0	1	2	0	0	
1:00	27	18	0	1	0	0	0	0	0	3	4	1	0	
2:00	36	23	0	2	0	0	0	0	0	3	8	0	0	
3:00	47	25	0	5	2	1	0	0	0	3	10	1	0	
4:00	137	106	1	9	3	4	0	0	1	4	9	1	0	
5:00	218	169	3	17	7	4	0	1	1	7	10	1	0	
6:00	284	200	8	42	8	4	1	1	1	11	8	0	0	
7:00	312	226	9	41	7	3	1	2	1	12	8	1	0	
8:00	297	218	7	34	7	3	1	1	1	13	13	1	0	
9:00	316	225	15	39	8	3	1	2	1	11	11	1	0	
10:00	312	234	13	31	6	3	1	2	1	10	10	1	0	
11:00	329	247	14	33	9	2	2	2	1	10	9	0	0	
12:00	334	260	14	29	5	3	0	1	1	9	10	1	0	
13:00	344	271	16	30	5	2	2	1	2	7	8	1	0	
14:00	440	367	13	32	5	3	1	1	1	7	10	0	0	
15:00	537	462	14	31	5	1	2	2	1	8	11	0	0	
16:00	541	471	9	41	3	1	1	1	1	6	7	0	0	
17:00	431	385	7	24	2	1	1	1	1	4	6	1	0	
18:00	205	179	3	12	1	0	0	0	0	3	5	1	0	
19:00	118	97	4	6	1	0	0	0	0	3	5	0	0	
20:00	97	80	3	6	2	0	0	0	0	2	4	0	0	
21:00	78	65	1	4	1	0	0	0	0	3	4	1	0	
22:00	59	52	0	2	0	0	0	0	0	1	3	1	0	
23:00	45	40	0	1	1	0	0	0	0	1	2	1	0	
07-19	4400	3546	135	377	64	24	13	14	11	101	108	8	0	
06-22	4978	3988	151	436	76	28	14	15	12	120	129	10	0	
06-00	5082	4080	151	439	77	28	14	16	12	121	134	11	0	
00-00	5581	4447	156	475	89	37	15	17	14	141	176	15	0	

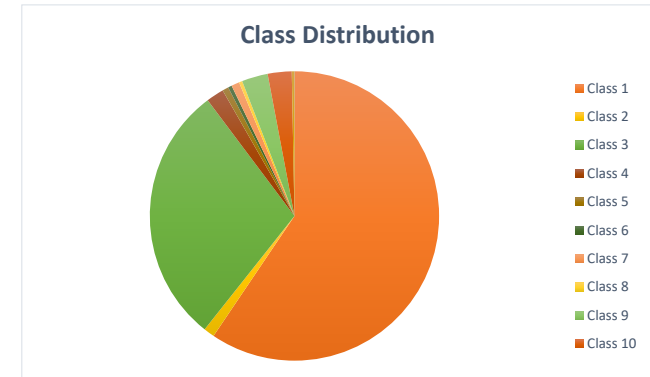
## Vehicle Classification Report -Hourly

1. John Renshaw Drive - -32.820722, 151.576306

Southbound

Monday

Vehicle Classification - Percentage													
	Total	Class 1	Class 2	Class 3	Class 4	Class 5	Class 6	Class 7	Class 8	Class 9	Class 10	Class 11	Class 12
Percent	100.00%	59.45%	1.22%	29.09%	1.97%	0.69%	0.42%	0.90%	0.37%	2.91%	2.68%	0.28%	0.02%



		Southbound Classes												
		Total	Class 1	Class 2	Class 3	Class 4	Class 5	Class 6	Class 7	Class 8	Class 9	Class 10	Class 11	Class 12
27-Jul														
0:00	15	7	0	5	1	0	0	0	0	1	0	1	0	
1:00	18	11	0	4	1	1	0	0	0	1	0	0	0	
2:00	28	13	0	14	1	0	0	0	0	0	0	0	0	
3:00	49	35	1	10	0	0	0	0	0	2	1	0	0	
4:00	155	103	0	44	0	1	0	0	0	3	4	0	0	
5:00	394	246	0	135	3	0	1	1	0	5	2	1	0	
6:00	527	309	6	186	5	1	1	3	0	5	11	0	0	
7:00	529	350	4	134	7	3	3	4	4	11	9	0	0	
8:00	461	311	3	111	1	4	3	2	3	8	15	0	0	
9:00	332	171	9	107	11	2	3	4	3	12	10	0	0	
10:00	283	159	7	84	8	0	2	5	1	15	2	0	0	
11:00	282	155	7	83	7	3	0	1	3	12	10	1	0	
12:00	289	139	6	94	11	4	1	7	2	9	14	2	0	
13:00	376	194	5	117	16	7	1	6	0	16	12	2	0	
14:00	350	204	3	102	8	5	2	4	0	12	9	1	0	
15:00	399	239	7	116	8	2	1	2	0	14	9	1	0	
16:00	403	244	6	116	6	4	5	6	1	10	4	1	0	
17:00	311	202	1	80	9	1	0	1	2	5	7	3	0	
18:00	155	93	2	41	2	0	1	3	1	2	10	0	0	
19:00	108	73	2	21	1	0	0	0	0	6	5	0	0	
20:00	64	32	0	15	3	0	0	1	1	4	7	1	0	
21:00	48	35	0	7	0	0	0	0	0	3	2	0	1	
22:00	57	23	0	18	2	1	0	0	0	6	7	0	0	
23:00	39	24	0	6	1	0	0	1	0	3	2	2	0	
07-19	4170	2461	60	1185	94	35	22	45	20	126	111	11	0	
06-22	4917	2910	68	1414	103	36	23	49	21	144	136	12	1	
06-00	5013	2957	68	1438	106	37	23	50	21	153	145	14	1	
00-00	5672	3372	69	1650	112	39	24	51	21	165	152	16	1	

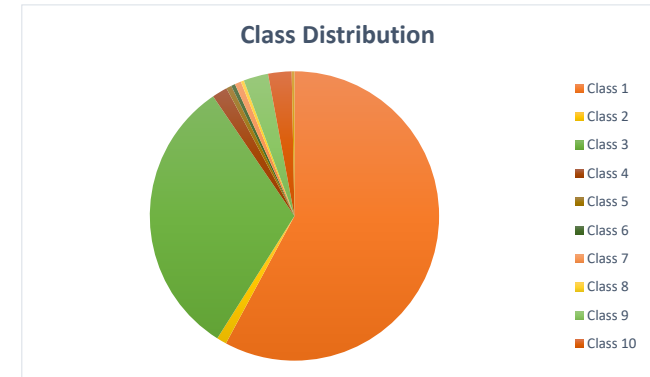
## Vehicle Classification Report -Hourly

1. John Renshaw Drive - -32.820722, 151.576306

Southbound

Tuesday

Vehicle Classification - Percentage													
	Total	Class 1	Class 2	Class 3	Class 4	Class 5	Class 6	Class 7	Class 8	Class 9	Class 10	Class 11	Class 12
Percent	100.00%	57.86%	1.10%	31.53%	1.71%	0.60%	0.45%	0.70%	0.36%	2.76%	2.62%	0.31%	0.00%



		Southbound Classes												
		Total	Class 1	Class 2	Class 3	Class 4	Class 5	Class 6	Class 7	Class 8	Class 9	Class 10	Class 11	Class 12
28-Jul														
0:00	31	14	0	5	0	0	0	0	2	4	5	1	0	
1:00	18	11	0	4	0	0	0	0	0	1	2	0	0	
2:00	28	16	0	9	0	0	0	0	0	3	0	0	0	
3:00	59	36	0	18	0	0	0	0	0	2	2	1	0	
4:00	163	94	1	60	1	0	0	0	1	3	3	0	0	
5:00	412	256	0	141	4	1	2	1	1	2	2	2	0	
6:00	513	307	4	182	2	1	0	1	0	7	8	1	0	
7:00	536	340	4	156	6	3	2	6	1	9	7	2	0	
8:00	445	297	4	114	4	2	1	4	3	9	7	0	0	
9:00	339	180	3	120	6	2	1	4	2	12	8	1	0	
10:00	302	140	5	112	12	2	3	3	2	15	8	0	0	
11:00	302	145	8	113	7	5	2	3	2	9	8	0	0	
12:00	277	134	5	93	10	6	1	3	1	6	16	2	0	
13:00	342	167	1	121	15	2	3	3	1	14	12	3	0	
14:00	396	202	14	130	9	5	2	5	1	18	9	1	0	
15:00	416	255	3	119	9	2	4	2	1	9	10	2	0	
16:00	421	241	4	134	8	2	3	3	1	15	8	2	0	
17:00	325	220	4	85	2	2	0	0	0	4	8	0	0	
18:00	177	111	2	48	1	0	2	1	1	4	7	0	0	
19:00	117	72	1	35	1	0	0	1	0	3	4	0	0	
20:00	76	47	1	19	2	0	0	0	0	3	4	0	0	
21:00	62	44	0	9	0	0	0	0	0	3	6	0	0	
22:00	43	26	0	8	0	0	0	1	0	3	5	0	0	
23:00	35	21	0	5	1	0	0	0	1	3	4	0	0	
07-19	4278	2432	57	1345	89	33	24	37	16	124	108	13	0	
06-22	5046	2902	63	1590	94	34	24	39	16	140	130	14	0	
06-00	5124	2949	63	1603	95	34	24	40	17	146	139	14	0	
00-00	5835	3376	64	1840	100	35	26	41	21	161	153	18	0	

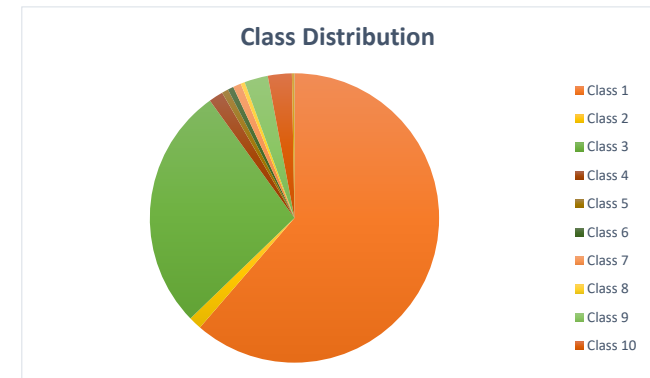
## Vehicle Classification Report -Hourly

1. John Renshaw Drive - -32.820722, 151.576306

Southbound

Wednesday

Vehicle Classification - Percentage													
	Total	Class 1	Class 2	Class 3	Class 4	Class 5	Class 6	Class 7	Class 8	Class 9	Class 10	Class 11	Class 12
Percent	100.00%	61.33%	1.44%	27.28%	1.60%	0.73%	0.65%	0.90%	0.46%	2.63%	2.68%	0.27%	0.02%



		Southbound Classes												
		Total	Class 1	Class 2	Class 3	Class 4	Class 5	Class 6	Class 7	Class 8	Class 9	Class 10	Class 11	Class 12
29-Jul														
0:00	32	22	0	3	0	0	0	0	0	2	4	1	0	
1:00	19	15	0	3	0	0	0	0	0	0	1	0	0	
2:00	27	15	0	8	1	0	0	0	0	1	1	1	0	
3:00	58	38	0	14	0	0	0	0	0	4	1	0	1	
4:00	159	98	0	56	0	0	0	0	0	2	3	0	0	
5:00	412	287	0	111	3	1	1	1	2	3	2	1	0	
6:00	567	346	7	193	2	2	1	1	0	7	8	0	0	
7:00	566	380	4	141	3	5	2	6	3	8	13	1	0	
8:00	449	306	8	99	6	3	5	3	2	6	9	2	0	
9:00	323	188	6	83	9	2	2	6	0	14	13	0	0	
10:00	296	148	9	99	10	4	7	5	1	8	5	0	0	
11:00	321	167	10	101	8	3	2	4	2	18	6	0	0	
12:00	311	161	7	99	7	8	1	2	3	12	11	0	0	
13:00	402	219	10	122	8	2	5	6	0	11	19	0	0	
14:00	411	197	5	139	14	4	3	7	1	22	18	1	0	
15:00	460	263	6	144	12	8	2	2	1	12	9	1	0	
16:00	475	308	10	118	6	0	4	4	5	6	10	4	0	
17:00	377	263	5	88	5	1	1	3	3	2	6	0	0	
18:00	221	165	4	37	2	1	2	2	1	3	4	0	0	
19:00	145	95	0	24	2	0	1	2	2	10	9	0	0	
20:00	130	89	0	19	1	1	2	1	3	4	5	5	0	
21:00	62	44	0	11	0	0	0	1	0	3	3	0	0	
22:00	48	33	0	4	2	1	0	0	0	4	4	0	0	
23:00	37	22	0	5	0	0	0	1	0	4	5	0	0	
07-19	4612	2765	84	1270	90	41	36	50	22	122	123	9	0	
06-22	5516	3339	91	1517	95	44	40	55	27	146	148	14	0	
06-00	5601	3394	91	1526	97	45	40	56	27	154	157	14	0	
00-00	6308	3869	91	1721	101	46	41	57	29	166	169	17	1	

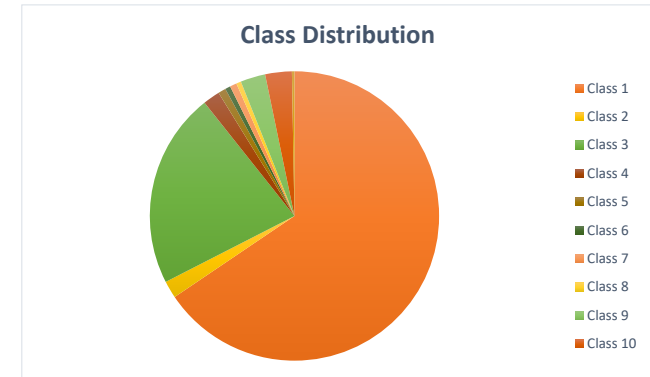
## Vehicle Classification Report -Hourly

1. John Renshaw Drive - -32.820722, 151.576306

Southbound

Thursday

Vehicle Classification - Percentage													
	Total	Class 1	Class 2	Class 3	Class 4	Class 5	Class 6	Class 7	Class 8	Class 9	Class 10	Class 11	Class 12
Percent	100.00%	65.54%	1.93%	21.85%	1.89%	0.86%	0.60%	0.76%	0.54%	2.78%	2.98%	0.28%	0.00%



		Southbound Classes												
		Total	Class 1	Class 2	Class 3	Class 4	Class 5	Class 6	Class 7	Class 8	Class 9	Class 10	Class 11	Class 12
30-Jul														
0:00	25	16	0	1	1	0	0	0	0	2	4	1	0	
1:00	26	18	0	2	0	1	0	0	1	1	2	1	0	
2:00	35	20	0	7	0	0	0	0	0	1	6	1	0	
3:00	59	37	1	11	0	1	0	0	1	4	4	0	0	
4:00	164	115	1	36	1	0	0	0	0	5	5	1	0	
5:00	429	301	0	104	4	0	0	2	0	8	10	0	0	
6:00	588	393	6	163	4	4	2	2	2	8	4	0	0	
7:00	560	398	14	103	6	2	5	5	1	12	13	1	0	
8:00	452	310	11	85	11	4	5	3	1	12	10	0	0	
9:00	364	231	9	76	9	9	1	3	2	15	8	1	0	
10:00	330	208	13	69	9	3	2	5	1	10	9	1	0	
11:00	357	193	16	84	16	5	4	4	0	20	14	1	0	
12:00	317	194	10	65	8	4	6	3	0	17	10	0	0	
13:00	423	251	6	103	17	3	4	4	4	14	17	0	0	
14:00	429	270	7	100	12	6	1	5	2	11	14	1	0	
15:00	535	347	8	129	8	7	6	8	5	7	10	0	0	
16:00	523	341	5	127	10	4	3	3	4	10	13	3	0	
17:00	420	288	10	90	5	2	1	1	7	6	9	1	0	
18:00	241	175	6	40	2	0	0	1	2	5	7	3	0	
19:00	142	104	3	24	0	1	0	0	2	2	6	0	0	
20:00	111	78	0	20	1	0	0	1	0	5	5	1	0	
21:00	82	51	1	14	2	2	0	0	0	4	7	1	0	
22:00	64	38	2	8	1	0	0	1	1	7	5	1	0	
23:00	44	27	1	7	0	0	0	0	0	1	8	0	0	
07-19	4951	3206	115	1071	113	49	38	45	29	139	134	12	0	
06-22	5874	3832	125	1292	120	56	40	48	33	158	156	14	0	
06-00	5982	3897	128	1307	121	56	40	49	34	166	169	15	0	
00-00	6720	4404	130	1468	127	58	40	51	36	187	200	19	0	

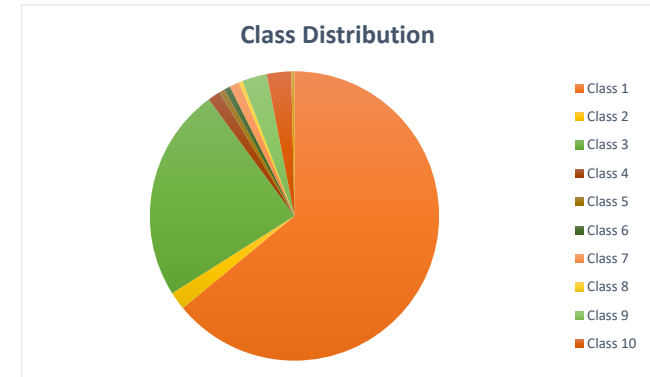
## Vehicle Classification Report -Hourly

1. John Renshaw Drive - -32.820722, 151.576306

Southbound

Friday

Vehicle Classification - Percentage													
	Total	Class 1	Class 2	Class 3	Class 4	Class 5	Class 6	Class 7	Class 8	Class 9	Class 10	Class 11	Class 12
Percent	100.00%	64.03%	2.01%	23.87%	1.42%	0.63%	0.69%	1.09%	0.42%	2.78%	2.72%	0.36%	0.00%



Southbound Classes														
	Total	Class 1	Class 2	Class 3	Class 4	Class 5	Class 6	Class 7	Class 8	Class 9	Class 10	Class 11	Class 12	
31-Jul														
0:00	32	21	0	4	2	0	0	0	1	1	3	0	0	
1:00	26	14	0	8	0	0	0	0	0	1	2	1	0	
2:00	31	14	1	11	0	1	0	0	0	0	2	2	0	
3:00	65	44	0	12	0	1	0	1	0	4	3	0	0	
4:00	159	107	1	41	1	0	0	0	0	3	4	2	0	
5:00	399	277	3	97	2	3	0	2	1	7	5	2	0	
6:00	537	342	8	153	6	2	0	5	3	8	10	0	0	
7:00	514	357	13	112	9	0	4	0	1	10	7	1	0	
8:00	438	300	9	81	4	1	8	5	1	13	15	1	0	
9:00	354	212	10	94	6	4	4	2	3	11	8	0	0	
10:00	371	220	11	82	12	2	3	11	4	13	11	2	0	
11:00	396	225	13	93	13	5	3	10	1	16	16	1	0	
12:00	434	244	10	114	3	6	5	8	2	18	22	2	0	
13:00	506	281	17	146	10	6	7	5	2	18	12	2	0	
14:00	501	290	11	138	5	5	5	11	4	25	6	1	0	
15:00	527	342	9	138	9	2	0	3	2	9	12	1	0	
16:00	532	360	8	118	8	3	3	8	0	9	13	2	0	
17:00	430	310	4	90	4	2	2	1	3	7	6	1	0	
18:00	244	187	4	37	3	0	2	2	1	2	6	0	0	
19:00	168	104	3	40	2	1	0	1	0	7	9	1	0	
20:00	121	85	3	21	0	0	1	0	0	6	5	0	0	
21:00	85	52	0	22	0	0	0	1	0	2	6	2	0	
22:00	63	46	1	8	0	0	1	0	0	2	5	0	0	
23:00	47	35	1	6	0	0	0	0	0	2	2	1	0	
07-19	5247	3328	119	1243	86	36	46	66	24	151	134	14	0	
06-22	6158	3911	133	1479	94	39	47	73	27	174	164	17	0	
06-00	6268	3992	135	1493	94	39	48	73	27	178	171	18	0	
00-00	6980	4469	140	1666	99	44	48	76	29	194	190	25	0	

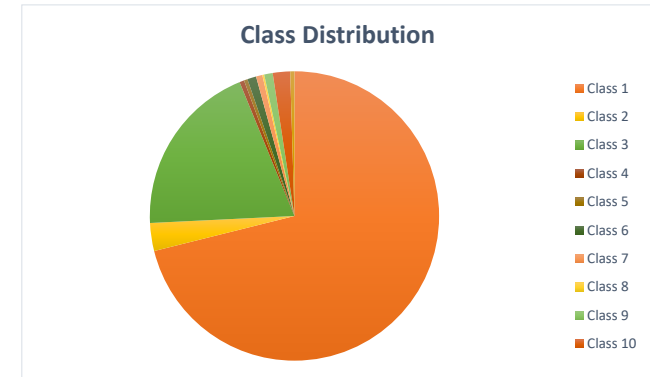
## Vehicle Classification Report -Hourly

1. John Renshaw Drive - -32.820722, 151.576306

Southbound

Saturday

Vehicle Classification - Percentage													
	Total	Class 1	Class 2	Class 3	Class 4	Class 5	Class 6	Class 7	Class 8	Class 9	Class 10	Class 11	Class 12
Percent	100.00%	71.10%	3.12%	19.58%	0.52%	0.40%	0.99%	0.71%	0.21%	0.95%	1.94%	0.47%	0.00%



Southbound Classes														
	Total	Class 1	Class 2	Class 3	Class 4	Class 5	Class 6	Class 7	Class 8	Class 9	Class 10	Class 11	Class 12	
1-Aug														
0:00	30	21	0	4	0	0	0	0	0	2	3	0	0	
1:00	26	19	0	2	0	0	0	0	0	1	4	0	0	
2:00	17	7	0	4	0	0	0	0	0	2	2	2	0	
3:00	36	27	0	3	1	0	0	0	1	4	0	0	0	
4:00	60	42	0	9	2	0	2	1	0	0	3	1	0	
5:00	107	67	6	25	0	0	1	0	0	3	4	1	0	
6:00	135	82	4	38	0	0	4	1	0	3	3	0	0	
7:00	180	111	10	47	2	1	3	1	0	1	2	2	0	
8:00	236	163	8	53	1	2	2	2	0	2	3	0	0	
9:00	300	214	14	58	0	3	2	6	0	0	2	1	0	
10:00	420	290	16	92	3	1	2	5	2	3	5	1	0	
11:00	401	299	14	76	0	1	3	2	0	3	2	1	0	
12:00	322	237	9	64	2	2	2	1	2	2	1	0	0	
13:00	340	233	10	67	4	2	3	1	0	5	12	3	0	
14:00	342	247	13	70	0	1	3	0	1	0	6	1	0	
15:00	256	187	5	52	1	1	2	4	0	1	2	1	0	
16:00	273	205	9	38	1	1	7	3	0	2	6	1	0	
17:00	234	178	5	38	2	1	4	0	0	0	5	1	0	
18:00	146	110	1	28	0	0	1	1	1	2	2	0	0	
19:00	110	80	2	21	0	0	0	0	0	1	4	2	0	
20:00	88	60	3	13	1	0	1	2	1	1	5	1	0	
21:00	64	50	1	7	1	0	0	0	1	1	3	0	0	
22:00	56	43	1	7	1	0	0	0	0	1	2	1	0	
23:00	50	35	1	12	0	1	0	0	0	0	1	0	0	
07-19	3450	2474	114	683	16	16	34	26	6	21	48	12	0	
06-22	3847	2746	124	762	18	16	39	29	8	27	63	15	0	
06-00	3953	2824	126	781	19	17	39	29	8	28	66	16	0	
00-00	4229	3007	132	828	22	17	42	30	9	40	82	20	0	

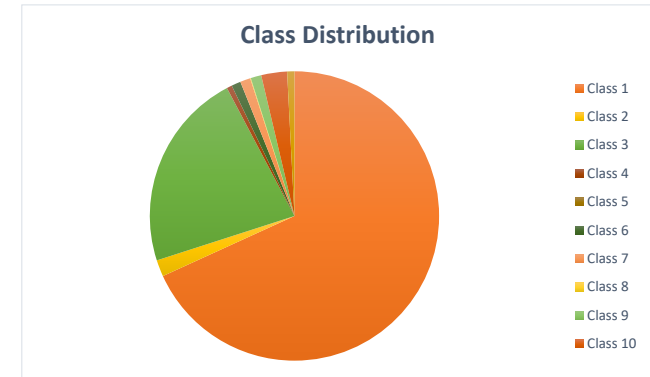
## Vehicle Classification Report -Hourly

1. John Renshaw Drive - -32.820722, 151.576306

Southbound

Sunday

Vehicle Classification - Percentage													
	Total	Class 1	Class 2	Class 3	Class 4	Class 5	Class 6	Class 7	Class 8	Class 9	Class 10	Class 11	Class 12
Percent	100.00%	68.18%	1.85%	22.23%	0.59%	0.00%	1.04%	1.15%	0.07%	1.18%	2.89%	0.81%	0.00%



Southbound Classes														
	Total	Class 1	Class 2	Class 3	Class 4	Class 5	Class 6	Class 7	Class 8	Class 9	Class 10	Class 11	Class 12	
2-Aug														
0:00	21	15	0	3	1	0	0	0	0	1	1	0	0	
1:00	18	7	1	6	2	0	0	0	0	0	1	1	0	
2:00	17	12	0	1	0	0	0	0	0	0	1	3	0	
3:00	14	6	0	2	0	0	1	0	0	1	3	1	0	
4:00	29	15	0	10	0	0	0	0	0	0	3	1	0	
5:00	52	31	0	18	0	0	0	0	0	0	2	1	0	
6:00	59	37	1	18	1	0	0	0	0	0	2	0	0	
7:00	78	55	2	18	0	0	1	0	0	1	1	0	0	
8:00	93	60	1	22	0	0	1	0	0	2	5	2	0	
9:00	158	112	1	35	1	0	3	4	0	0	1	1	0	
10:00	233	166	9	49	0	0	1	1	0	2	4	1	0	
11:00	253	173	9	56	3	0	6	3	0	1	2	0	0	
12:00	241	167	2	57	2	0	5	3	0	0	5	0	0	
13:00	213	155	4	42	0	0	4	4	0	1	3	0	0	
14:00	228	173	6	38	1	0	0	2	0	2	2	4	0	
15:00	214	145	5	45	0	0	2	4	0	6	6	1	0	
16:00	204	142	4	48	0	0	0	3	0	1	5	1	0	
17:00	180	132	2	36	1	0	2	2	0	0	4	1	0	
18:00	111	71	1	32	2	0	0	0	0	0	5	0	0	
19:00	83	51	0	23	1	0	0	1	0	4	2	1	0	
20:00	60	31	2	21	1	0	0	1	0	3	1	0	0	
21:00	55	32	0	7	0	0	0	3	0	3	9	1	0	
22:00	54	31	0	9	0	0	1	0	2	3	7	1	0	
23:00	35	24	0	5	0	0	1	0	0	1	3	1	0	
07-19	2206	1551	46	478	10	0	25	26	0	16	43	11	0	
06-22	2463	1702	49	547	13	0	25	31	0	26	57	13	0	
06-00	2552	1757	49	561	13	0	27	31	2	30	67	15	0	
00-00	2703	1843	50	601	16	0	28	31	2	32	78	22	0	

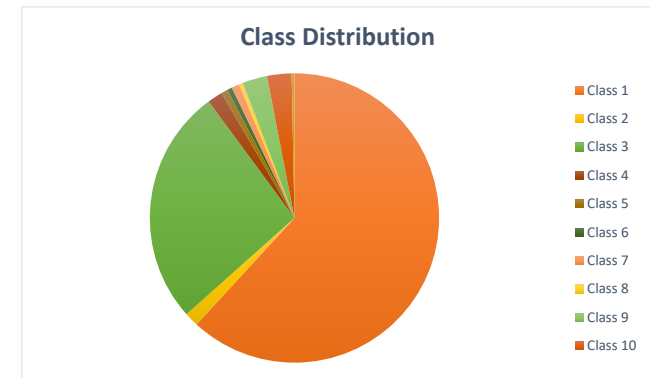
## Vehicle Classification Report -Hourly

1. John Renshaw Drive - -32.820722, 151.576306

Southbound

Weekday Average

Vehicle Classification - Percentage													
	Total	Class 1	Class 2	Class 3	Class 4	Class 5	Class 6	Class 7	Class 8	Class 9	Class 10	Class 11	Class 12
Percent	100.00%	61.84%	1.57%	26.48%	1.71%	0.70%	0.57%	0.88%	0.43%	2.77%	2.74%	0.30%	0.01%



Southbound Classes														
	Total	Class 1	Class 2	Class 3	Class 4	Class 5	Class 6	Class 7	Class 8	Class 9	Class 10	Class 11	Class 12	
WD Avg														
0:00	27	16	0	4	1	0	0	0	1	2	3	1	0	
1:00	21	14	0	4	0	0	0	0	0	1	1	0	0	
2:00	30	16	0	10	0	0	0	0	0	1	2	1	0	
3:00	58	38	0	13	0	0	0	0	0	3	2	0	0	
4:00	160	103	1	47	1	0	0	0	0	3	4	1	0	
5:00	409	273	1	118	3	1	1	1	1	5	4	1	0	
6:00	546	339	6	175	4	2	1	2	1	7	8	0	0	
7:00	541	365	8	129	6	3	3	4	2	10	10	1	0	
8:00	449	305	7	98	5	3	4	3	2	10	11	1	0	
9:00	342	196	7	96	8	4	2	4	2	13	9	0	0	
10:00	316	175	9	89	10	2	3	6	2	12	7	1	0	
11:00	332	177	11	95	10	4	2	4	2	15	11	1	0	
12:00	326	174	8	93	8	6	3	5	2	12	15	1	0	
13:00	410	222	8	122	13	4	4	5	1	15	14	1	0	
14:00	417	233	8	122	10	5	3	6	2	18	11	1	0	
15:00	467	289	7	129	9	4	3	3	2	10	10	1	0	
16:00	471	299	7	123	8	3	4	5	2	10	10	2	0	
17:00	373	257	5	87	5	2	1	1	3	5	7	1	0	
18:00	208	146	4	41	2	0	1	2	1	3	7	1	0	
19:00	136	90	2	29	1	0	0	1	1	6	7	0	0	
20:00	100	66	1	19	1	0	1	1	1	4	5	1	0	
21:00	68	45	0	13	0	0	0	0	0	3	5	1	0	
22:00	55	33	1	9	1	0	0	0	0	4	5	0	0	
23:00	40	26	0	6	0	0	0	0	0	3	4	1	0	
07-19	4652	2838	87	1223	94	39	33	49	22	132	122	12	0	
06-22	5502	3379	96	1458	101	42	35	53	25	152	147	14	0	
06-00	5598	3438	97	1473	103	42	35	54	25	159	156	15	0	
00-00	6303	3898	99	1669	108	44	36	55	27	175	173	19	0	

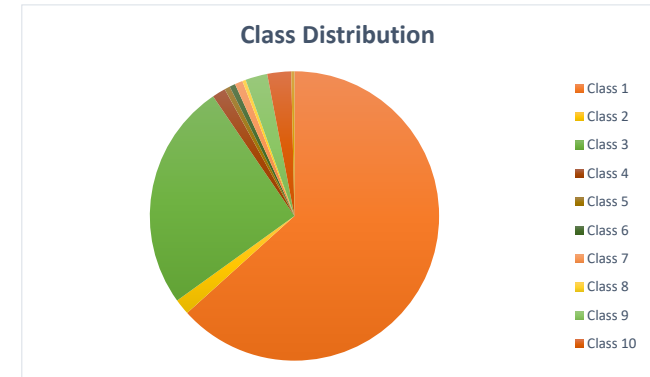
## Vehicle Classification Report -Hourly

1. John Renshaw Drive - -32.820722, 151.576306

Southbound

7-Day Average

Vehicle Classification - Percentage													
	Total	Class 1	Class 2	Class 3	Class 4	Class 5	Class 6	Class 7	Class 8	Class 9	Class 10	Class 11	Class 12
Percent	100.00%	63.31%	1.76%	25.42%	1.50%	0.62%	0.65%	0.88%	0.38%	2.46%	2.66%	0.36%	0.01%



Southbound Classes														
	Total	Class 1	Class 2	Class 3	Class 4	Class 5	Class 6	Class 7	Class 8	Class 9	Class 10	Class 11	Class 12	
<b>7D Avg</b>														
0:00	27	17	0	4	1	0	0	0	0	2	3	1	0	
1:00	22	14	0	4	0	0	0	0	0	1	2	0	0	
2:00	26	14	0	8	0	0	0	0	0	1	2	1	0	
3:00	49	32	0	10	0	0	0	0	0	3	2	0	0	
4:00	127	82	0	37	1	0	0	0	0	2	4	1	0	
5:00	315	209	1	90	2	1	1	1	1	4	4	1	0	
6:00	418	259	5	133	3	1	1	2	1	5	7	0	0	
7:00	423	284	7	102	5	2	3	3	1	7	7	1	0	
8:00	368	250	6	81	4	2	4	3	1	7	9	1	0	
9:00	310	187	7	82	6	3	2	4	1	9	7	1	0	
10:00	319	190	10	84	8	2	3	5	2	9	6	1	0	
11:00	330	194	11	87	8	3	3	4	1	11	8	1	0	
12:00	313	182	7	84	6	4	3	4	1	9	11	1	0	
13:00	372	214	8	103	10	3	4	4	1	11	12	1	0	
14:00	380	226	8	102	7	4	2	5	1	13	9	1	0	
15:00	401	254	6	106	7	3	2	4	1	8	8	1	0	
16:00	404	263	7	100	6	2	4	4	2	8	8	2	0	
17:00	325	228	4	72	4	1	1	1	2	3	6	1	0	
18:00	185	130	3	38	2	0	1	1	1	3	6	0	0	
19:00	125	83	2	27	1	0	0	1	1	5	6	1	0	
20:00	93	60	1	18	1	0	1	1	1	4	5	1	0	
21:00	65	44	0	11	0	0	0	1	0	3	5	1	0	
22:00	55	34	1	9	1	0	0	0	0	4	5	0	0	
23:00	41	27	0	7	0	0	0	0	0	2	4	1	0	
07-19	4131	2602	85	1039	71	30	32	42	17	100	100	12	0	
06-22	4832	3049	93	1229	77	32	34	46	19	116	122	14	0	
06-00	4928	3110	94	1244	78	33	34	47	19	122	131	15	0	
00-00	5492	3477	97	1396	82	34	36	48	21	135	146	20	0	

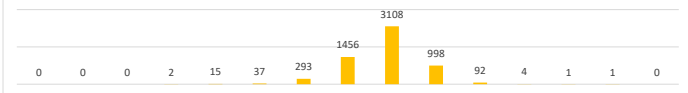
# Vehicle Speed Report



Project: 20066 - 843 John Renshaw Drive  
 Site: John Renshaw Drive  
 Start Date: 27/07/2020

1. John Renshaw Drive - 32.820722, 151.576306 Northbound Monday

Speed Range (kmPH) - Percentages															
Total	10-20	20-30	30-40	50-60	60-70	70-80	80-90	90-100	100-110	110-120	120-130	130-140	140-150	150-160	160-170
Percent	100.0%	0.0%	0.0%	0.0%	0.0%	0.3%	0.6%	5.1%	25.5%	51.4%	15.8%	1.3%	0.0%	0.0%	0.0%



85th Percentile Speed (Both Directions) 65.4

Speed Bins (kmPH)																
27-Jul	Total	10-20	20-30	30-40	50-60	60-70	70-80	80-90	90-100	100-110	110-120	120-130	130-140	140-150	150-160	160-170
0:00	6	0	0	0	0	0	0	0	1	5	0	0	0	0	0	0
0:15	7	0	0	0	0	0	0	0	1	3	4	1	0	0	0	0
0:30	4	0	0	0	0	0	0	0	0	0	2	1	1	0	0	0
0:45	1	0	0	0	0	0	0	0	0	0	0	1	0	0	0	0
1:00	6	0	0	0	0	0	0	0	1	4	1	0	0	0	0	0
1:15	6	0	0	0	0	0	0	0	1	4	1	0	0	0	0	0
1:30	5	0	0	0	0	0	0	0	4	1	0	0	0	0	0	0
1:45	7	0	0	0	1	1	0	0	1	4	0	0	0	0	0	0
2:00	4	0	0	0	0	0	0	0	0	3	0	1	0	0	0	0
2:15	3	0	0	0	0	0	0	0	0	3	0	0	0	0	0	0
2:30	11	0	0	0	0	1	0	0	0	7	1	1	1	0	0	0
2:45	12	0	0	0	0	0	0	2	3	7	0	0	0	0	0	0
3:00	15	0	0	0	1	0	1	6	5	2	0	0	0	0	0	0
3:15	11	0	0	0	0	0	0	0	3	8	0	0	0	0	0	0
3:30	12	0	0	0	0	0	0	0	1	6	4	1	0	0	0	0
3:45	15	0	0	0	0	1	0	0	1	10	3	0	0	0	0	0
4:00	24	0	0	0	0	0	1	0	3	16	3	1	0	0	0	0
4:15	34	0	0	0	0	0	0	0	4	19	9	2	0	0	0	0
4:30	69	0	0	0	0	0	0	1	14	32	19	3	0	0	0	0
4:45	39	0	0	0	0	0	0	0	11	19	7	2	0	0	0	0
5:00	61	0	0	0	0	0	0	2	9	34	15	0	1	0	0	0
5:15	48	0	0	0	0	0	2	1	13	18	13	1	0	0	0	0
5:30	76	0	0	0	0	0	0	0	19	38	16	3	0	0	0	0
5:45	55	0	0	0	0	0	3	6	8	30	7	1	0	0	0	0
6:00	63	0	0	0	0	0	0	4	13	30	15	1	0	0	0	0
6:15	78	0	0	0	0	0	1	3	11	43	20	0	0	0	0	0
6:30	91	0	0	0	0	0	0	0	26	49	15	1	0	0	0	0
6:45	90	0	0	0	0	0	0	13	12	54	9	2	0	0	0	0
7:00	89	0	0	0	0	0	1	1	12	46	29	0	0	0	0	0
7:15	95	0	0	0	0	0	0	8	23	55	9	0	0	0	0	0
7:30	85	0	0	0	0	0	0	2	10	52	19	2	0	0	0	0
7:45	95	0	0	0	0	0	0	3	17	52	22	0	0	0	1	0
8:00	84	0	0	0	0	0	2	1	20	45	16	0	0	0	0	0
8:15	75	0	0	0	0	0	0	2	12	44	16	1	0	0	0	0
8:30	107	0	0	0	0	0	0	3	20	65	18	1	0	0	0	0
8:45	82	0	0	0	0	1	1	2	9	49	19	1	0	0	0	0
9:00	91	0	0	0	0	0	0	3	22	52	11	3	0	0	0	0
9:15	115	0	0	0	0	0	0	6	23	65	21	0	0	0	0	0
9:30	72	0	0	0	0	1	1	2	18	40	10	0	0	0	0	0
9:45	80	0	0	0	0	0	0	1	14	54	10	1	0	0	0	0
10:00	78	0	0	0	0	0	0	6	29	36	5	2	0	0	0	0
10:15	67	0	0	0	0	0	1	1	18	42	4	1	0	0	0	0
10:30	79	0	0	0	0	1	0	1	36	40	1	0	0	0	0	0
10:45	99	0	0	0	0	0	2	5	34	44	14	0	0	0	0	0
11:00	79	0	0	0	0	0	0	2	23	46	7	1	0	0	0	0
11:15	87	0	0	0	0	0	0	4	32	44	5	2	0	0	0	0
11:30	72	0	0	0	0	0	1	2	14	41	13	1	0	0	0	0
11:45	80	0	0	0	0	1	0	1	20	45	13	0	0	0	0	0
12:00	79	0	0	0	0	0	0	5	28	36	9	0	0	1	0	0
12:15	88	0	0	0	0	0	1	0	10	64	13	0	0	0	0	0
12:30	95	0	0	0	0	0	1	6	34	39	15	0	0	0	0	0
12:45	78	0	0	0	0	0	0	1	23	47	7	0	0	0	0	0
13:00	70	0	0	0	0	0	0	0	14	41	12	3	0	0	0	0
13:15	82	0	0	0	0	0	1	6	19	32	23	0	1	0	0	0
13:30	95	0	0	0	0	0	0	3	16	52	22	2	0	0	0	0
13:45	90	0	0	0	0	0	0	3	15	57	13	2	0	0	0	0
14:00	80	0	0	0	0	0	0	3	12	36	27	2	0	0	0	0
14:15	130	0	0	0	0	1	0	4	26	63	33	3	0	0	0	0
14:30	122	0	0	0	0	1	0	9	40	44	24	4	0	0	0	0
14:45	141	0	0	0	0	0	1	4	48	76	12	0	0	0	0	0
15:00	148	0	0	0	0	0	0	10	30	88	17	3	0	0	0	0
15:15	143	0	0	0	0	0	0	20	18	71	31	3	0	0	0	0
15:30	184	0	0	0	0	0	0	15	63	71	31	4	0	0	0	0
15:45	165	0	0	0	0	0	0	14	51	64	36	0	0	0	0	0
16:00	160	0	0	0	0	5	5	9	42	69	29	1	0	0	0	0
16:15	169	0	0	0	0	0	0	8	58	79	23	1	0	0	0	0
16:30	148	0	0	0	0	0	0	3	47	75	20	3	0	0	0	0
16:45	134	0	0	0	0	0	1	4	17	85	27	0	0	0	0	0
17:00	138	0	0	0	0	0	0	1	30	89	14	4	0	0	0	0
17:15	136	0	0	0	0	0	1	22	43	60	8	2	0	0	0	0
17:30	121	0	0	0	0	1	7	22	53	33	5	0	0	0	0	0
17:45	76	0	0	0	0	0	0	5	23	39	6	3	0	0	0	0
18:00	72	0	0	0	0	0	1	6	24	31	10	0	0	0	0	0
18:15	56	0	0	0	0	0	0	3	17	18	16	2	0	0	0	0
18:30	43	0	0	0	0	0	0	4	8	24	6	1	0	0	0	0
18:45	44	0	0	0	0	0	1	1	7	27	6	2	0	0	0	0
19:00	23	0	0	0	0	0	0	1	7	11	3	1	0	0	0	0
19:15	37	0	0	0	0	0	0	2	10	19	6	0	0	0	0	0
19:30	15	0	0	0	0	0	0	1	4	9	1	0	0	0	0	0
19:45	23	0	0	0	0	0	0	1	3	17	2	0	0	0	0	0
20:00	14	0	0	0	0	0	0	0	3	9	2	0	0	0	0	0
20:15	33	0	0	0	0	0	0	8	14	10	1	0	0	0	0	0
20:30	19	0	0	0	0	0	0	6	9	4	0	0	0	0	0	0
20:45	17	0	0	0	0	0	0	0	3	8	5	1	0	0	0	0
21:00	16	0	0	0	0	0	0	0	1	13	1	1	0	0	0	0
21:15	12	0	0	0	0	0	0	0	2	8	2	0	0	0	0	0
21:30	14	0	0	0	0	0	0	0	4	9	1	0	0	0	0	0
21:45	20	0	0	0	0	0	0	0	4	13	2	1	0	0	0	0
22:00	18	0	0	0	0	0	0	1	1	9	6	1	0	0	0	0
22:15	13	0	0	0	0	0	0	0	1	6	6	0	0	0	0	0
22:30	14	0	0	0	0	0	0	0	4	5	5	0	0	0	0	0
22:45	7	0	0	0	0	0	0	0	0	4	3	0	0	0	0	0
23:00	14	0	0	0	0	0	0	0	5	3	5	0	1	0	0	0
23:15	26	0	0	0	0	0	0	1	1	13	10	1	0	0	0	0
23:30	7	0	0	0	0	0	0	0	0	5	1	1	0	0	0	0
23:45	14	0	0	0	0	0	0	0	2	5	5	2	0	0	0	0

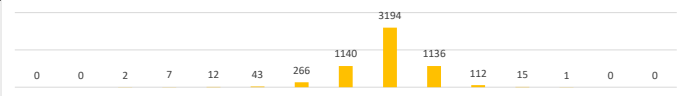
# Vehicle Speed Report



Project: 20066 - 843 John Renshaw Drive  
 Site: John Renshaw Drive  
 Start Date: 27/07/2020

1. John Renshaw Drive - -32.820722, 151.576306 Northbound Tuesday

Speed Range (kmPH) - Percentages																
Total	10-20	20-30	30-40	50-60	60-70	70-80	80-90	90-100	100-110	110-120	120-130	130-140	140-150	150-160	160-170	Percent
100.0%	0.0%	0.0%	0.0%	0.1%	0.2%	0.6%	4.6%	19.8%	54.7%	18.3%	1.5%	0.1%	0.0%	0.0%	0.0%	0.0%



85th Percentile Speed (Both Directions) 65.6

Speed Bins (kmPH)																
28-Jul	Total	10-20	20-30	30-40	50-60	60-70	70-80	80-90	90-100	100-110	110-120	120-130	130-140	140-150	150-160	160-170
0:00	5	0	0	0	0	0	0	0	1	1	2	1	0	0	0	0
0:15	11	0	0	0	0	0	0	0	1	6	3	1	0	0	0	0
0:30	8	0	0	0	0	0	0	0	1	4	3	0	0	0	0	0
0:45	5	0	0	0	0	0	0	0	1	1	3	0	0	0	0	0
1:00	4	0	0	0	0	0	0	0	1	3	0	0	0	0	0	0
1:15	4	0	0	0	0	0	0	0	1	2	0	1	0	0	0	0
1:30	5	0	0	0	0	0	0	0	1	3	0	1	0	0	0	0
1:45	13	0	0	0	1	0	0	0	3	5	4	0	0	0	0	0
2:00	10	0	0	0	0	0	0	2	1	3	2	0	2	0	0	0
2:15	9	0	0	0	0	0	0	0	1	6	1	1	0	0	0	0
2:30	14	0	0	0	0	0	0	0	3	7	4	0	0	0	0	0
2:45	6	0	0	0	0	0	0	0	1	4	1	0	0	0	0	0
3:00	9	0	0	0	0	0	2	0	3	3	1	0	0	0	0	0
3:15	17	0	0	0	0	2	3	2	4	5	1	0	0	0	0	0
3:30	15	0	0	0	0	0	0	1	1	12	1	0	0	0	0	0
3:45	15	0	0	0	0	0	0	0	4	9	2	0	0	0	0	0
4:00	26	0	0	0	0	0	1	1	3	16	4	0	1	0	0	0
4:15	43	0	0	0	0	0	1	3	5	27	6	2	0	0	0	0
4:30	45	0	0	0	0	0	0	1	10	17	15	2	0	0	0	0
4:45	52	0	0	0	0	0	0	2	9	21	20	0	0	0	0	0
5:00	65	0	0	0	0	0	0	2	12	42	8	1	0	0	0	0
5:15	70	0	0	0	0	0	0	0	10	49	10	1	0	0	0	0
5:30	79	0	0	0	0	0	0	0	22	41	16	0	0	0	0	0
5:45	67	0	0	0	0	0	1	5	14	37	9	1	0	0	0	0
6:00	79	0	0	0	0	0	2	20	46	11	0	0	0	0	0	0
6:15	81	0	0	0	0	0	1	11	28	31	8	1	1	0	0	0
6:30	94	0	0	0	2	0	0	7	27	46	11	1	0	0	0	0
6:45	69	0	0	0	0	0	0	4	9	44	11	1	0	0	0	0
7:00	97	0	0	0	0	0	0	6	20	50	20	1	0	0	0	0
7:15	81	0	0	0	0	0	0	5	18	47	11	0	0	0	0	0
7:30	101	0	0	0	0	0	1	8	24	55	13	0	0	0	0	0
7:45	95	0	0	0	0	0	0	5	20	61	9	0	0	0	0	0
8:00	79	0	0	0	1	0	2	4	16	40	15	1	0	0	0	0
8:15	94	0	0	0	0	0	2	3	21	51	16	0	1	0	0	0
8:30	83	0	0	0	0	0	2	5	22	48	6	0	0	0	0	0
8:45	74	0	0	0	0	0	0	4	9	51	9	1	0	0	0	0
9:00	86	0	0	0	0	0	0	14	24	41	6	1	0	0	0	0
9:15	93	0	0	0	0	0	0	10	27	44	12	0	0	0	0	0
9:30	78	0	0	0	0	0	0	7	29	37	5	0	0	0	0	0
9:45	79	0	0	0	0	0	0	14	23	32	10	0	0	0	0	0
10:00	67	0	0	0	0	2	1	2	28	26	7	1	0	0	0	0
10:15	61	0	0	0	0	0	0	3	16	36	6	0	0	0	0	0
10:30	78	0	0	0	0	0	0	7	26	37	7	1	0	0	0	0
10:45	91	0	0	1	2	1	1	6	36	31	11	2	0	0	0	0
11:00	79	0	0	0	0	0	0	8	18	47	6	0	0	0	0	0
11:15	76	0	0	0	0	0	0	0	15	50	11	0	0	0	0	0
11:30	89	0	0	0	0	0	3	8	18	50	10	0	0	0	0	0
11:45	73	0	0	0	0	0	0	0	22	41	9	1	0	0	0	0
12:00	57	0	0	0	0	2	0	0	6	40	9	0	0	0	0	0
12:15	75	0	0	0	0	0	0	5	11	45	13	1	0	0	0	0
12:30	77	0	0	0	0	1	1	12	15	37	10	1	0	0	0	0
12:45	78	0	0	0	0	0	1	2	25	39	10	1	0	0	0	0
13:00	67	0	0	0	0	0	1	6	14	31	14	1	0	0	0	0
13:15	87	0	0	0	0	0	1	7	27	44	8	0	0	0	0	0
13:30	86	0	0	0	0	0	1	5	27	40	13	0	0	0	0	0
13:45	77	0	0	0	1	0	0	1	18	37	20	0	0	0	0	0
14:00	101	0	0	1	0	0	0	9	22	41	25	2	1	0	0	0
14:15	117	0	0	0	0	1	0	1	20	81	14	0	0	0	0	0
14:30	107	0	0	0	0	0	2	1	14	62	26	2	0	0	0	0
14:45	133	0	0	0	0	0	1	5	15	86	24	2	0	0	0	0
15:00	149	0	0	0	0	0	2	7	30	80	28	2	0	0	0	0
15:15	158	0	0	0	0	0	1	7	25	76	46	3	0	0	0	0
15:30	148	0	0	0	0	0	0	6	36	79	24	3	0	0	0	0
15:45	171	0	0	0	0	0	1	1	26	96	40	7	0	0	0	0
16:00	149	0	0	0	0	2	1	4	11	93	34	4	0	0	0	0
16:15	180	0	0	0	0	0	0	2	31	103	36	7	1	0	0	0
16:30	138	0	0	0	0	0	0	1	8	93	34	2	0	0	0	0
16:45	162	0	0	0	0	0	0	1	18	84	54	5	0	0	0	0
17:00	134	0	0	0	0	0	1	1	24	68	35	5	0	0	0	0
17:15	131	0	0	0	0	0	0	3	11	72	43	2	0	0	0	0
17:30	113	0	0	0	0	1	0	0	16	76	18	1	1	0	0	0
17:45	77	0	0	0	0	0	1	0	15	46	15	0	0	0	0	0
18:00	85	0	0	0	0	0	1	2	9	45	27	1	0	0	0	0
18:15	41	0	0	0	0	0	2	1	4	16	13	5	0	0	0	0
18:30	42	0	0	0	0	0	0	1	8	24	9	0	0	0	0	0
18:45	42	0	0	0	0	0	0	3	0	27	9	2	1	0	0	0
19:00	32	0	0	0	0	0	0	1	6	11	14	0	0	0	0	0
19:15	27	0	0	0	0	0	0	0	3	14	9	0	1	0	0	0
19:30	27	0	0	0	0	0	0	0	0	17	7	3	0	0	0	0
19:45	18	0	0	0	0	0	0	1	2	8	4	3	0	0	0	0
20:00	19	0	0	0	0	0	0	1	2	8	5	2	1	0	0	0
20:15	31	0	0	0	0	0	1	0	2	12	4	0	0	0	0	0
20:30	20	0	0	0	0	0	0	1	3	15	3	1	0	0	0	0
20:45	21	0	0	0	0	0	1	0	1	6	9	3	0	1	0	0
21:00	22	0	0	0	0	0	0	0	13	9	0	0	0	0	0	0
21:15	23	0	0	0	0	0	1	2	1	9	5	4	1	0	0	0
21:30	16	0	0	0	0	0	0	1	0	7	8	0	0	0	0	0
21:45	5	0	0	0	0	0	0	0	1	2	2	0	0	0	0	0
22:00	11	0	0	0	0	0	0	0	2	6	2	1	0	0	0	0
22:15	19	0	0	0	0	0	0	0	2	7	6	2	2	0	0	0
22:30	11	0	0	0	0	0	1	1	1	5	3	0	0	0	0	0
22:45	18	0	0	0	0	0	0	1	1	7	8	1	0	0	0	0
23:00	16	0	0	0	0	0	0	0	1	7	5	3	0	0	0	0
23:15	20	0	0	0	0	0	0	0	0	8	12	0	0	0	0	0
23:30	6	0	0	0	0	0	0	0	0	2	2	1	1	0	0	0
23:45	10	0	0	0	0	0	0	0	6	4	0	0	0	0	0	

# Vehicle Speed Report



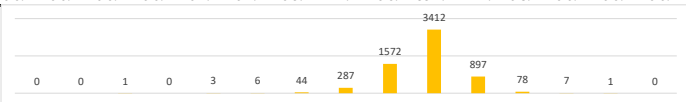
Project: 20066 - 843 John Renshaw Drive  
 Site: John Renshaw Drive  
 Start Date: 27/07/2020

1. John Renshaw Drive - 32.820722, 151.576306

Southbound

Wednesday

Speed Range (kmPH) - Percentages																
Total	10-20	20-30	30-40	50-60	60-70	70-80	80-90	90-100	100-110	110-120	120-130	130-140	140-150	150-160	160-170	Percent
3412	0.0%	0.0%	0.0%	0.0%	0.1%	0.1%	0.9%	4.7%	26.6%	55.1%	11.7%	0.8%	0.0%	0.0%	0.0%	0.0%



85th Percentile Speed (Both Directions) 66.05

Speed Bins (kmPH)																
29-Jul	Total	10-20	20-30	30-40	50-60	60-70	70-80	80-90	90-100	100-110	110-120	120-130	130-140	140-150	150-160	160-170
0:00	5	0	0	0	0	0	0	0	0	0	1	4	0	0	0	0
0:15	9	0	0	0	0	0	0	0	0	3	3	3	0	0	0	0
0:30	11	0	0	0	0	0	0	0	0	1	6	3	1	0	0	0
0:45	7	0	0	0	0	0	0	0	0	0	4	3	0	0	0	0
1:00	2	0	0	0	0	0	0	0	0	0	1	1	0	0	0	0
1:15	5	0	0	0	0	0	0	0	0	1	0	4	0	0	0	0
1:30	6	0	0	0	0	0	0	0	0	3	2	1	0	0	0	0
1:45	6	0	0	0	0	0	0	0	1	2	3	0	0	0	0	0
2:00	7	0	0	0	0	0	0	0	0	2	3	2	0	0	0	0
2:15	7	0	0	0	0	0	0	0	0	6	1	0	0	0	0	0
2:30	9	0	0	0	0	0	0	0	0	2	4	2	0	1	0	0
2:45	4	0	0	0	0	0	0	0	0	2	1	1	0	0	0	0
3:00	6	0	0	0	0	0	0	0	1	1	4	0	0	0	0	0
3:15	21	0	0	0	0	0	0	0	1	1	10	7	2	0	0	0
3:30	24	0	0	0	0	0	0	0	3	2	10	7	2	0	0	0
3:45	7	0	0	0	0	0	0	0	0	4	1	2	0	0	0	0
4:00	17	0	0	0	0	0	0	0	0	3	7	6	1	0	0	0
4:15	41	0	0	0	0	0	0	0	3	4	14	19	1	0	0	0
4:30	52	0	0	0	0	0	0	0	1	5	28	17	1	0	0	0
4:45	49	0	0	0	0	0	0	0	1	5	21	21	0	1	0	0
5:00	51	0	0	0	0	0	0	0	0	6	22	18	5	0	0	0
5:15	106	0	0	0	0	0	0	0	2	14	75	13	2	0	0	0
5:30	155	0	0	0	0	0	0	0	9	42	73	26	4	0	1	0
5:45	100	0	0	0	0	0	0	0	0	15	54	21	10	0	0	0
6:00	141	0	0	0	0	0	0	0	7	32	69	30	3	0	0	0
6:15	143	0	0	0	0	0	0	1	13	37	67	23	2	0	0	0
6:30	163	0	0	0	0	0	0	0	4	38	89	32	0	0	0	0
6:45	120	0	0	0	0	0	0	0	1	30	70	17	1	1	0	0
7:00	152	0	0	0	0	0	0	8	7	37	76	23	1	0	0	0
7:15	130	0	0	0	0	0	0	0	2	40	72	16	0	0	0	0
7:30	144	0	0	0	0	0	0	1	2	23	91	25	2	0	0	0
7:45	140	0	0	0	0	0	0	0	5	32	83	17	3	0	0	0
8:00	117	0	0	0	0	0	0	3	8	29	63	14	0	0	0	0
8:15	116	0	0	0	0	0	0	1	4	37	60	14	0	0	0	0
8:30	126	0	0	0	0	0	0	0	7	34	70	14	0	0	0	0
8:45	90	0	0	0	0	0	0	0	7	23	50	9	1	0	0	0
9:00	74	0	0	0	0	0	0	0	1	13	48	12	0	0	0	0
9:15	77	0	0	0	0	0	0	0	4	16	46	10	1	0	0	0
9:30	93	0	0	0	0	0	0	0	3	27	54	8	1	0	0	0
9:45	79	0	0	0	0	0	0	1	2	14	48	14	0	0	0	0
10:00	72	0	0	0	0	0	0	1	2	19	41	8	1	0	0	0
10:15	70	0	0	0	0	0	0	0	8	17	41	4	0	0	0	0
10:30	68	0	0	0	0	0	0	1	2	17	41	7	0	0	0	0
10:45	86	0	0	0	0	0	0	2	4	32	41	6	1	0	0	0
11:00	79	0	0	0	0	0	0	1	2	23	50	2	1	0	0	0
11:15	79	0	0	0	0	0	0	2	0	4	21	47	4	1	0	0
11:30	69	0	0	0	0	0	0	0	7	24	27	11	0	0	0	0
11:45	94	0	0	0	0	0	0	0	6	25	51	11	1	0	0	0
12:00	62	0	0	0	0	0	0	0	2	11	41	8	0	0	0	0
12:15	91	0	0	0	0	0	0	0	6	35	38	12	0	0	0	0
12:30	69	0	0	0	0	0	0	0	1	4	22	32	10	0	0	0
12:45	89	0	0	0	0	0	0	0	5	3	27	45	7	2	0	0
13:00	97	0	0	0	0	0	0	0	5	29	55	8	0	0	0	0
13:15	96	0	0	0	0	0	0	0	1	4	25	55	11	0	0	0
13:30	107	0	0	0	0	0	0	1	2	32	63	7	2	0	0	0
13:45	102	0	0	0	0	0	0	1	7	38	45	11	0	0	0	0
14:00	97	0	0	0	0	0	0	2	12	42	36	5	0	0	0	0
14:15	110	0	0	0	0	0	0	0	1	41	62	5	1	0	0	0
14:30	109	0	0	0	0	3	2	3	9	21	58	11	2	0	0	0
14:45	95	0	0	0	0	0	0	0	7	29	44	15	0	0	0	0
15:00	109	0	0	0	0	0	0	0	6	36	49	17	1	0	0	0
15:15	113	0	0	0	0	0	0	0	5	21	66	20	1	0	0	0
15:30	127	0	0	0	0	0	0	0	10	36	68	12	1	0	0	0
15:45	111	0	0	0	0	0	0	1	8	25	60	16	1	0	0	0
16:00	120	0	0	1	0	0	0	0	4	26	63	25	1	0	0	0
16:15	128	0	0	0	0	0	0	0	0	29	79	19	1	0	0	0
16:30	112	0	0	0	0	0	0	0	3	2	21	76	9	1	0	0
16:45	115	0	0	0	0	0	1	1	1	33	71	7	1	0	0	0
17:00	106	0	0	0	0	0	0	0	1	18	71	16	0	0	0	0
17:15	96	0	0	0	0	0	0	0	2	21	52	21	0	0	0	0
17:30	90	0	0	0	0	0	0	1	4	20	57	8	0	0	0	0
17:45	85	0	0	0	0	0	0	0	4	26	46	8	0	1	0	0
18:00	61	0	0	0	0	0	0	0	3	22	24	11	1	0	0	0
18:15	73	0	0	0	0	0	0	0	7	24	32	5	5	0	0	0
18:30	41	0	0	0	0	0	0	0	0	8	28	5	0	0	0	0
18:45	46	0	0	0	0	0	0	2	12	6	23	3	0	0	0	0
19:00	45	0	0	0	0	0	0	0	2	10	27	6	0	0	0	0
19:15	37	0	0	0	0	0	0	1	0	7	20	8	1	0	0	0
19:30	29	0	0	0	0	0	0	0	3	6	17	3	0	0	0	0
19:45	34	0	0	0	0	0	0	0	6	22	5	1	0	0	0	0
20:00	36	0	0	0	0	0	0	0	3	9	17	4	1	2	0	0
20:15	37	0	0	0	0	0	0	1	1	13	18	4	0	0	0	0
20:30	30	0	0	0	0	0	0	0	5	8	11	5	0	0	0	0
20:45	27	0	0	0	0	0	0	0	2	6	15	4	0	0	0	0
21:00	17	0	0	0	0	0	0	0	2	11	4	0	0	0	0	0
21:15	18	0	0	0	0	0	0	0	3	2	8	4	1	0	0	0
21:30	16	0	0	0	0	0	0	0	3	9	4	0	0	0	0	0
21:45	11	0	0	0	0	0	0	0	2	4	4	0	1	0	0	0
22:00	16	0	0	0	0	0	0	0	2	11	3	0	0	0	0	0
22:15	15	0	0	0	0	0	0	0	1	1	10	3	0	0	0	0
22:30	7	0	0	0	0	0	0	0	0	2	4	1	0	0	0	0
22:45	10	0	0	0	0	0	0	0	1	1	5	3	0	0	0	0
23:00	13	0	0	0	0	0	0	0	1	4	7	1	0	0	0	0
23:15	9	0	0	0	0	0	1	0	0	4	4	0	0	0	0	0
23:30	9	0	0	0	0	0	0	0	3	1	4	1	0	0	0	0
23:45	6	0	0	0	0	0										

# Vehicle Speed Report

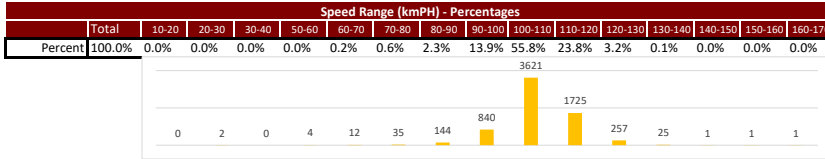


Project: 20066 - 843 John Renshaw Drive  
 Site: John Renshaw Drive  
 Start Date: 27/07/2020

1. John Renshaw Drive - 32.820722, 151.576306

Northbound

Thursday



85th Percentile Speed (Both Directions) 65.7

		Speed Bins (kmPH)															
30-Jul	Total	10-20	20-30	30-40	40-50	50-60	60-70	70-80	80-90	90-100	100-110	110-120	120-130	130-140	140-150	150-160	160-170
0:00	8	0	0	0	0	0	0	0	0	0	6	2	0	0	0	0	0
0:15	9	0	0	0	0	0	0	0	0	2	4	3	0	0	0	0	0
0:30	8	0	0	0	0	0	0	0	0	2	2	2	0	0	0	0	0
0:45	9	0	0	0	0	0	0	0	0	1	3	1	4	0	0	0	0
1:00	5	0	0	0	0	0	0	0	0	1	1	2	1	0	0	0	0
1:15	8	0	0	0	0	0	0	0	0	0	3	4	0	1	0	0	0
1:30	11	0	0	0	0	0	0	0	0	0	4	5	0	2	0	0	0
1:45	6	0	0	0	1	1	0	0	0	0	3	1	0	0	0	0	0
2:00	10	0	0	0	0	0	0	0	0	1	1	3	2	1	1	1	0
2:15	8	0	0	0	0	0	0	0	0	0	6	1	1	0	0	0	0
2:30	10	0	0	0	0	0	0	0	0	0	7	3	0	0	0	0	0
2:45	18	0	0	0	0	0	1	2	5	8	2	0	0	0	0	0	0
3:00	11	0	0	0	0	0	0	0	0	0	8	1	0	2	0	0	0
3:15	12	0	0	0	0	0	0	1	7	2	2	2	0	0	0	0	0
3:30	16	0	0	0	0	0	0	0	0	1	11	3	1	0	0	0	0
3:45	19	0	0	0	0	1	0	0	1	12	5	0	0	0	0	0	0
4:00	17	0	0	0	0	0	0	0	1	11	3	2	0	0	0	0	0
4:15	41	0	0	0	0	0	0	1	5	13	18	4	0	0	0	0	0
4:30	50	0	0	0	0	0	0	0	4	14	28	4	0	0	0	0	0
4:45	55	0	0	0	0	0	0	0	3	21	27	4	0	0	0	0	0
5:00	80	0	0	0	0	0	0	0	2	35	35	8	0	0	0	0	0
5:15	79	0	0	0	0	0	0	2	3	47	22	5	0	0	0	0	0
5:30	76	0	0	0	0	0	0	0	0	5	39	29	2	1	0	0	0
5:45	82	0	0	0	0	0	0	1	7	46	24	4	0	0	0	0	0
6:00	74	0	0	0	0	1	0	2	3	33	31	4	0	0	0	0	0
6:15	124	0	0	0	1	1	0	3	15	78	24	2	0	0	0	0	0
6:30	109	0	0	0	0	0	0	3	13	63	28	2	0	0	0	0	0
6:45	107	0	0	0	0	0	0	0	0	16	58	30	3	0	0	0	0
7:00	98	0	0	0	0	0	1	5	16	51	23	2	0	0	0	0	0
7:15	118	0	1	0	0	1	3	4	12	64	27	6	0	0	0	0	0
7:30	108	0	0	0	0	0	1	1	20	57	26	3	0	0	0	0	0
7:45	111	0	0	0	0	0	0	7	17	59	26	2	0	0	0	0	0
8:00	97	0	0	0	1	0	1	0	12	59	22	2	0	0	0	0	0
8:15	92	0	0	0	0	0	0	0	9	58	24	1	0	0	0	0	0
8:30	100	0	0	0	0	0	0	0	1	12	67	20	0	0	0	0	0
8:45	90	0	0	0	0	0	0	0	4	17	54	14	1	0	0	0	0
9:00	102	0	0	0	0	0	0	5	17	64	16	0	0	0	0	0	0
9:15	88	0	0	0	0	0	1	2	11	49	24	1	0	0	0	0	0
9:30	92	0	0	0	0	0	0	0	0	31	48	11	2	0	0	0	0
9:45	83	0	0	0	0	0	0	1	13	59	8	2	0	0	0	0	0
10:00	79	0	0	0	0	0	0	0	13	52	11	3	0	0	0	0	0
10:15	88	0	0	0	0	0	0	2	26	35	24	1	0	0	0	0	0
10:30	74	0	0	0	0	0	0	2	12	47	12	1	0	0	0	0	0
10:45	71	0	0	0	0	1	7	1	9	39	13	1	0	0	0	0	0
11:00	70	0	0	0	0	0	0	2	15	37	11	4	1	0	0	0	0
11:15	80	0	0	0	0	0	1	3	9	51	15	1	0	0	0	0	0
11:30	94	0	0	0	0	0	0	5	13	63	13	0	0	0	0	0	0
11:45	85	0	1	0	0	0	0	1	6	48	28	1	0	0	0	0	0
12:00	77	0	0	0	0	0	1	2	7	54	13	0	0	0	0	0	0
12:15	86	0	0	0	1	1	0	1	7	55	24	0	0	0	0	1	0
12:30	86	0	0	0	0	0	1	0	14	52	14	5	0	0	0	0	0
12:45	86	0	0	0	0	0	0	1	3	49	27	5	1	0	0	0	0
13:00	85	0	0	0	0	0	1	6	5	52	20	1	0	0	0	0	0
13:15	86	0	0	0	0	0	0	2	13	50	17	4	0	0	0	0	0
13:30	105	0	0	0	0	0	0	0	20	55	27	3	0	0	0	0	0
13:45	89	0	0	0	0	0	1	0	9	48	26	5	0	0	0	0	0
14:00	94	0	0	0	0	0	0	1	6	59	27	1	0	0	0	0	0
14:15	131	0	0	0	0	0	1	4	20	74	26	5	1	0	0	0	0
14:30	126	0	0	0	0	2	1	9	13	60	34	7	0	0	0	0	0
14:45	157	0	0	0	0	0	0	1	18	98	36	4	0	0	0	0	0
15:00	132	0	0	0	0	0	1	2	7	71	43	8	0	0	0	0	0
15:15	185	0	0	0	0	0	0	6	39	98	35	6	1	0	0	0	0
15:30	159	0	0	0	0	0	1	3	13	93	46	3	0	0	0	0	0
15:45	180	0	0	0	0	1	0	9	33	86	43	7	1	0	0	0	0
16:00	167	0	0	0	0	0	2	1	21	107	31	5	0	0	0	0	0
16:15	181	0	0	0	0	0	1	3	27	107	39	4	0	0	0	0	0
16:30	183	0	0	0	0	0	0	0	25	114	40	4	0	0	0	0	0
16:45	142	0	0	0	0	1	1	2	18	64	45	11	0	0	0	0	0
17:00	131	0	0	0	0	0	1	6	22	53	41	8	0	0	0	0	0
17:15	168	0	0	0	0	1	0	2	23	90	49	3	0	0	0	0	0
17:30	134	0	0	0	0	0	1	2	28	60	41	2	0	0	0	0	0
17:45	104	0	0	0	0	0	1	4	13	49	30	7	0	0	0	0	0
18:00	67	0	0	0	0	0	2	1	2	31	26	5	0	0	0	0	0
18:15	79	0	0	0	0	0	0	4	6	35	23	10	1	0	0	0	0
18:30	52	0	0	0	0	0	0	1	6	25	19	1	0	0	0	0	0
18:45	30	0	0	0	0	0	1	0	2	9	13	5	0	0	0	0	0
19:00	29	0	0	0	0	0	0	1	1	16	10	0	1	0	0	0	0
19:15	41	0	0	0	0	0	0	2	2	21	13	3	0	0	0	0	0
19:30	36	0	0	0	0	0	0	1	7	16	10	2	0	0	0	0	0
19:45	38	0	0	0	0	0	0	1	2	19	15	1	0	0	0	0	0
20:00	36	0	0	0	0	0	0	0	6	20	7	3	0	0	0	0	0
20:15	33	0	0	0	0	0	0	1	16	13	2	0	0	0	0	0	0
20:30	29	0	0	0	0	0	0	1	0	18	6	4	0	0	0	0	0
20:45	20	0	0	0	0	0	0	0	2	4	13	0	1	0	0	0	0
21:00	27	0	0	0	0	0	1	2	2	13	7	1	1	0	0	0	0
21:15	22	0	0	0	0	0	0	1	11	8	2	0	0	0	0	0	0
21:30	26	0	0	0	0	0	0	0	2	15	5	4	0	0	0	0	0
21:45	26	0	0	0	0	0	0	0	2	8	11	1	4	0	0	0	0
22:00	23	0	0	0	0	0	0	1	1	3	12	4	2	0	0	0	0
22:15	17	0	0	0	0	0	0	0	1	6	9	1	0	0	0	0	0
22:30	12	0	0	0	0	0	0	0	0	6	3	2	1	0	0	0	0
22:45	20	0	0	0	0	0	0	0	0	8	4	0	0	0	0	0	0
23:00	13	0	0	0	0	0	0	0	1	5	5	2	0	0	0	0	0
23:15	23	0	0	0	0	0	0	0	1	14	6						

# Vehicle Speed Report



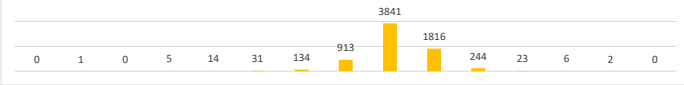
Project: 20066 - 843 John Renshaw Drive  
 Site: John Renshaw Drive  
 Start Date: 27/07/2020

1. John Renshaw Drive - -32.820722, 151.576306

Northbound

Friday

Speed Range (kmPH) - Percentages																
Total	10-20	20-30	30-40	50-60	60-70	70-80	80-90	90-100	100-110	110-120	120-130	130-140	140-150	150-160	160-170	Percent
100.0%	0.0%	0.0%	0.0%	0.0%	0.1%	0.4%	2.1%	14.3%	56.6%	23.9%	2.3%	0.2%	0.0%	0.0%	0.0%	0.0%



85th Percentile Speed (Both Directions) 66.05

Speed Bins (kmPH)																
31-Jul	Total	10-20	20-30	30-40	50-60	60-70	70-80	80-90	90-100	100-110	110-120	120-130	130-140	140-150	150-160	160-170
0:00	16	0	0	0	0	0	0	0	1	8	4	3	0	0	0	0
0:15	14	0	0	0	0	0	0	0	2	6	3	3	0	0	0	0
0:30	9	0	0	0	0	0	0	0	0	4	4	1	0	0	0	0
0:45	12	0	0	0	0	0	0	1	1	5	2	3	0	0	0	0
1:00	8	0	0	0	0	0	0	0	0	5	3	0	0	0	0	0
1:15	9	0	0	0	0	0	0	0	0	4	0	3	2	0	0	0
1:30	8	0	0	0	0	0	0	0	0	3	3	2	0	0	0	0
1:45	9	0	0	0	1	1	0	0	0	6	0	1	0	0	0	0
2:00	14	0	0	0	0	1	2	0	2	5	3	1	0	0	0	0
2:15	14	0	0	0	0	0	0	0	3	4	5	1	0	1	0	0
2:30	14	0	0	0	0	0	0	0	3	8	2	1	0	0	0	0
2:45	10	0	0	0	0	0	0	0	1	4	4	1	0	0	0	0
3:00	10	0	0	0	0	0	0	0	5	3	2	0	0	0	0	0
3:15	17	0	0	0	2	0	3	0	6	6	0	0	0	0	0	0
3:30	20	0	0	0	0	0	0	0	1	10	7	2	0	0	0	0
3:45	19	0	0	0	0	1	0	0	2	10	5	1	0	0	0	0
4:00	24	0	0	0	0	0	0	1	1	14	7	1	0	0	0	0
4:15	44	0	0	0	0	0	0	0	4	20	14	4	1	1	0	0
4:30	51	0	0	0	0	0	0	0	2	19	23	7	0	0	0	0
4:45	48	0	0	0	0	0	0	0	1	26	18	3	0	0	0	0
5:00	76	0	0	0	0	0	0	2	1	26	37	9	0	1	0	0
5:15	71	0	0	0	0	1	0	1	5	32	28	4	0	0	0	0
5:30	60	0	0	0	0	0	0	0	4	34	21	1	0	0	0	0
5:45	65	0	0	0	0	0	0	0	1	28	29	7	0	0	0	0
6:00	80	0	0	0	0	0	0	1	4	45	26	4	0	0	0	0
6:15	82	0	0	0	0	0	1	4	7	30	37	3	0	0	0	0
6:30	93	0	0	0	0	0	1	3	3	58	24	4	0	0	0	0
6:45	110	0	0	0	0	1	0	0	21	60	24	4	0	0	0	0
7:00	88	0	0	0	0	0	1	1	13	56	16	1	0	0	0	0
7:15	94	0	0	0	1	0	0	2	10	60	20	1	0	0	0	0
7:30	98	0	0	0	0	0	0	0	9	59	27	3	0	0	0	0
7:45	105	0	0	0	0	0	0	0	14	66	25	0	0	0	0	0
8:00	101	0	0	0	0	0	2	3	20	56	20	0	0	0	0	0
8:15	97	0	0	0	0	0	0	3	7	59	23	5	0	0	0	0
8:30	105	0	0	0	0	0	0	5	13	66	20	1	0	0	0	0
8:45	81	0	0	0	0	0	1	1	20	49	9	1	0	0	0	0
9:00	93	0	0	0	0	0	0	1	25	53	13	1	0	0	0	0
9:15	95	0	0	0	0	0	0	0	25	49	20	1	0	0	0	0
9:30	84	0	0	0	0	0	0	1	4	64	14	1	0	0	0	0
9:45	105	0	0	0	0	0	1	1	17	65	20	1	0	0	0	0
10:00	89	0	0	0	0	0	1	3	15	51	17	2	0	0	0	0
10:15	79	0	0	0	0	0	1	1	4	55	17	1	0	0	0	0
10:30	85	0	0	0	0	0	0	3	7	49	24	2	0	0	0	0
10:45	96	0	0	0	0	1	0	4	15	54	22	0	0	0	0	0
11:00	84	0	0	0	0	0	1	1	18	48	14	2	0	0	0	0
11:15	91	0	0	0	0	0	0	3	11	58	18	1	0	0	0	0
11:30	120	0	0	0	0	0	1	0	22	75	22	0	0	0	0	0
11:45	90	0	0	0	0	0	2	0	8	48	29	2	1	0	0	0
12:00	101	0	0	0	0	0	0	3	10	60	24	4	0	0	0	0
12:15	114	0	0	0	0	0	1	2	16	61	30	4	0	0	0	0
12:30	99	0	0	0	0	0	1	1	16	49	29	2	0	0	0	0
12:45	105	0	0	0	0	0	0	2	12	55	31	3	2	0	0	0
13:00	91	0	0	0	1	0	0	3	16	43	25	3	0	0	0	0
13:15	99	0	0	0	0	0	0	0	20	48	29	2	0	0	0	0
13:30	127	0	0	0	0	2	1	5	22	61	36	0	0	0	0	0
13:45	137	0	1	0	0	0	1	1	33	72	23	5	1	0	0	0
14:00	132	0	0	0	0	0	0	0	27	82	20	3	0	0	0	0
14:15	150	0	0	0	0	0	1	1	42	74	30	2	0	0	0	0
14:30	147	0	0	0	0	0	0	3	22	82	33	6	1	0	0	0
14:45	172	0	0	0	0	0	0	23	36	75	34	4	0	0	0	0
15:00	143	0	0	0	0	2	1	7	10	85	36	2	0	0	0	0
15:15	181	0	0	0	0	0	0	0	17	114	41	9	0	0	0	0
15:30	162	0	0	0	0	0	0	3	19	93	44	3	0	0	0	0
15:45	165	0	0	0	0	1	1	1	11	102	40	9	0	0	0	0
16:00	191	0	0	0	0	0	1	1	7	120	57	4	1	0	0	0
16:15	187	0	0	0	0	0	0	2	45	87	48	3	1	1	0	0
16:30	153	0	0	0	0	0	1	8	23	75	44	2	0	0	0	0
16:45	183	0	0	0	0	1	0	2	14	123	41	2	0	0	0	0
17:00	135	0	0	0	0	0	1	0	10	77	40	6	1	0	0	0
17:15	147	0	0	0	0	1	0	2	18	89	36	1	0	0	0	0
17:30	96	0	0	0	0	0	0	3	11	54	23	4	1	0	0	0
17:45	124	0	0	0	0	0	0	1	20	67	34	2	0	0	0	0
18:00	99	0	0	0	0	0	0	4	17	36	38	4	0	0	0	0
18:15	90	0	0	0	0	0	0	4	9	42	30	5	0	0	0	0
18:30	44	0	0	0	0	0	0	0	5	21	14	4	0	0	0	0
18:45	50	0	0	0	0	0	0	3	1	27	17	2	0	0	0	0
19:00	38	0	0	0	0	1	0	0	7	15	12	2	0	0	1	0
19:15	48	0	0	0	0	0	0	0	9	17	17	3	1	0	1	0
19:30	44	0	0	0	0	0	1	1	3	27	8	3	1	0	0	0
19:45	29	0	0	0	0	0	0	0	15	8	6	0	0	0	0	0
20:00	43	0	0	0	0	0	0	0	2	25	14	2	0	0	0	0
20:15	15	0	0	0	0	0	0	1	2	6	4	2	0	0	0	0
20:30	33	0	0	0	0	0	0	0	0	17	11	4	1	0	0	0
20:45	24	0	0	0	0	0	1	1	2	9	11	0	0	0	0	0
21:00	18	0	0	0	0	0	0	0	9	7	2	0	0	0	0	0
21:15	28	0	0	0	0	0	0	0	3	14	8	3	0	0	0	0
21:30	26	0	0	0	0	0	0	0	6	14	6	0	0	0	0	0
21:45	25	0	0	0	0	0	0	0	1	12	10	2	0	0	0	0
22:00	17	0	0	0	0	0	0	0	1	5	5	5	1	0	0	0
22:15	29	0	0	0	0	0	0	0	1	18	6	3	1	0	0	0
22:30	23	0	0	0	0	0	0	0	1	9	10	2	1	0	0	0
22:45	29	0	0	0	0	0	0	0	2	10	15	1	1	0	0	0
23:00	10	0	0	0	0	0	1	0	2	2	5	0	0	0	0	0
23:15	19	0	0	0	0	0	0	0	2	9	5	3	0	0	0	0
23:30	9	0	0	0	0	0	0	1	5	2	0	1	0	0	0	0</

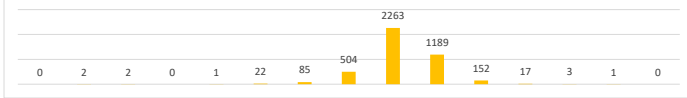
# Vehicle Speed Report



Project: 20066 - 843 John Renshaw Drive  
 Site: John Renshaw Drive  
 Start Date: 27/07/2020

1. John Renshaw Drive - -32.820722, 151.576306 Northbound Saturday

Speed Range (kmPH) - Percentages															
Total	10-20	20-30	30-40	50-60	60-70	70-80	80-90	90-100	100-110	110-120	120-130	130-140	140-150	150-160	160-170
Percent	100.0%	0.0%	0.1%	0.1%	0.0%	0.0%	0.5%	2.1%	12.1%	54.8%	27.6%	2.6%	0.2%	0.0%	0.0%



85th Percentile Speed (Both Directions) 66.6

Speed Bins (kmPH)																
1-Aug	Total	10-20	20-30	30-40	50-60	60-70	70-80	80-90	90-100	100-110	110-120	120-130	130-140	140-150	150-160	160-170
0:00	23	0	0	0	0	0	0	0	4	9	8	2	0	0	0	0
0:15	19	0	0	0	0	0	0	0	1	9	3	5	1	0	0	0
0:30	9	0	0	0	0	0	0	0	0	6	3	0	0	0	0	0
0:45	6	0	0	0	0	0	0	0	0	3	3	0	0	0	0	0
1:00	3	0	0	0	0	0	0	0	0	1	1	1	0	0	0	0
1:15	7	0	0	0	0	0	0	0	1	3	3	0	0	0	0	0
1:30	5	0	0	0	0	0	0	1	1	0	3	0	0	0	0	0
1:45	7	0	0	0	0	0	0	0	0	5	1	1	0	0	0	0
2:00	9	0	0	0	0	0	0	0	0	2	5	2	0	0	0	0
2:15	8	0	0	0	0	0	0	0	0	5	3	0	0	0	0	0
2:30	7	0	0	0	0	0	0	0	2	4	1	0	0	0	0	0
2:45	9	0	0	0	0	0	0	0	2	6	1	0	0	0	0	0
3:00	4	0	0	0	0	0	1	0	0	2	0	0	1	0	0	0
3:15	4	0	0	0	0	0	0	0	1	1	2	0	0	0	0	0
3:30	8	0	0	0	0	0	0	2	1	3	2	0	0	0	0	0
3:45	8	0	0	0	0	0	0	0	1	4	2	0	0	1	0	0
4:00	10	0	0	0	0	0	0	0	0	9	1	0	0	0	0	0
4:15	21	0	0	0	0	0	0	0	2	8	3	1	0	0	0	0
4:30	18	0	0	0	0	0	0	0	2	7	5	4	0	0	0	0
4:45	24	0	0	0	0	0	0	1	0	9	10	3	1	0	0	0
5:00	14	0	0	0	0	0	0	0	0	8	4	2	0	0	0	0
5:15	18	0	0	0	0	0	0	0	0	11	4	2	1	0	0	0
5:30	19	0	0	0	0	0	0	0	2	11	5	1	0	0	0	0
5:45	34	0	0	0	0	0	0	0	4	16	7	7	0	0	0	0
6:00	36	0	0	0	0	0	1	1	4	13	15	2	0	0	0	0
6:15	26	0	0	0	0	0	0	0	1	15	10	0	0	0	0	0
6:30	35	0	0	0	0	0	0	1	5	20	8	1	0	0	0	0
6:45	43	0	0	0	0	0	0	1	1	27	14	0	0	0	0	0
7:00	32	0	0	0	0	0	0	1	1	16	12	2	0	0	0	0
7:15	43	0	0	0	0	0	1	3	1	26	12	0	0	0	0	0
7:30	45	0	0	0	0	0	0	3	27	15	0	0	0	0	0	0
7:45	33	0	0	2	0	0	2	1	3	15	9	1	0	0	0	0
8:00	48	0	1	0	0	0	0	3	26	16	2	0	0	0	0	0
8:15	50	0	0	0	0	0	0	4	10	19	17	0	0	0	0	0
8:30	47	0	0	0	0	0	0	0	7	21	7	2	0	0	0	0
8:45	48	0	1	0	0	0	0	0	17	20	9	1	0	0	0	0
9:00	61	0	0	0	0	0	0	2	12	37	10	0	0	0	0	0
9:15	89	0	0	0	0	0	0	7	51	29	2	0	0	0	0	0
9:30	69	0	0	0	0	0	1	0	12	38	17	1	0	0	0	0
9:45	72	0	0	0	0	0	1	2	13	34	21	1	0	0	0	0
10:00	79	0	0	0	0	0	1	2	10	41	21	4	0	0	0	0
10:15	88	0	0	0	0	0	0	1	7	62	17	1	0	0	0	0
10:30	84	0	0	0	0	0	0	10	7	45	17	4	1	0	0	0
10:45	109	0	0	0	0	0	0	1	22	66	18	1	1	0	0	0
11:00	96	0	0	0	0	0	0	2	10	54	24	5	1	0	0	0
11:15	82	0	0	0	0	1	0	0	7	41	33	0	0	0	0	0
11:30	88	0	0	0	0	0	0	2	6	62	16	1	1	0	0	0
11:45	101	0	0	0	0	0	0	0	18	65	16	2	0	0	0	0
12:00	95	0	0	0	0	0	0	2	13	66	14	0	0	0	0	0
12:15	102	0	0	0	0	0	1	5	11	59	26	0	0	0	0	0
12:30	93	0	0	0	0	0	1	0	8	51	28	4	0	0	0	0
12:45	89	0	0	0	0	0	0	5	22	47	12	3	0	0	0	0
13:00	88	0	0	0	0	0	0	0	10	49	28	1	0	0	0	0
13:15	88	0	0	0	0	0	1	0	9	59	18	1	0	0	0	0
13:30	96	0	0	0	0	0	1	5	16	50	21	3	0	0	0	0
13:45	97	0	0	0	0	0	1	2	9	49	35	1	0	0	0	0
14:00	66	0	0	0	0	0	0	0	1	36	25	4	0	0	0	0
14:15	86	0	0	0	0	0	0	1	10	45	26	3	0	1	0	0
14:30	78	0	0	0	0	0	1	2	7	45	20	3	0	0	0	0
14:45	70	0	0	0	0	0	0	0	16	34	20	0	0	0	0	0
15:00	65	0	0	0	0	0	0	1	7	35	16	3	2	0	1	0
15:15	67	0	0	0	0	0	0	0	7	39	21	0	0	0	0	0
15:30	59	0	0	0	0	0	0	1	5	35	17	1	0	0	0	0
15:45	81	0	0	0	0	0	0	5	4	44	24	4	0	0	0	0
16:00	92	0	0	0	0	0	1	2	14	56	17	2	0	0	0	0
16:15	79	0	0	0	0	0	0	0	6	47	24	2	0	0	0	0
16:30	66	0	0	0	0	0	0	0	10	33	21	2	0	0	0	0
16:45	60	0	0	0	0	0	0	0	10	27	20	2	1	0	0	0
17:00	71	0	0	0	0	0	0	0	4	31	32	4	0	0	0	0
17:15	92	0	0	0	0	0	1	2	10	40	36	3	0	0	0	0
17:30	80	0	0	0	0	0	0	2	6	42	27	3	0	0	0	0
17:45	74	0	0	0	0	0	0	2	7	36	28	1	0	0	0	0
18:00	41	0	0	0	0	0	2	2	7	14	13	2	1	0	0	0
18:15	34	0	0	0	0	0	0	0	2	15	13	4	0	0	0	0
18:30	30	0	0	0	0	0	0	1	5	10	13	1	0	0	0	0
18:45	41	0	0	0	0	0	0	0	3	17	18	3	0	0	0	0
19:00	30	0	0	0	0	0	0	2	1	18	5	4	0	0	0	0
19:15	28	0	0	0	0	0	0	0	2	9	13	3	1	0	0	0
19:30	24	0	0	0	0	0	0	2	4	12	3	2	0	1	0	0
19:45	21	0	0	0	0	0	0	0	4	9	5	2	1	0	0	0
20:00	25	0	0	0	0	0	1	0	3	12	8	1	0	0	0	0
20:15	27	0	0	0	0	0	0	1	5	9	9	3	0	0	0	0
20:30	17	0	0	0	0	0	0	0	2	8	7	0	0	0	0	0
20:45	37	0	0	0	0	0	2	1	4	19	8	2	1	0	0	0
21:00	19	0	0	0	0	0	0	0	4	4	8	3	0	0	0	0
21:15	15	0	0	0	0	0	0	0	1	8	5	1	0	0	0	0
21:30	23	0	0	0	0	0	0	1	0	13	8	1	0	0	0	0
21:45	23	0	0	0	0	0	1	0	5	8	8	1	0	0	0	0
22:00	16	0	0	0	0	0	0	0	2	8	6	0	0	0	0	0
22:15	6	0	0	0	0	0	0	0	0	1	5	0	0	0	0	0
22:30	16	0	0	0	0	0	0	0	4	5	5	2	0	0	0	0
22:45	7	0	0	0	0	0	0	0	1	4	1	0	1	0	0	0
23:00	10	0	0	0	0	0	0	0	4	4	2	0	0	0	0	0
23:15	9	0	0	0	0	0	0	0	4	4	0	1	0	0	0	0
23:30	6	0	0	0	0	0	0	0	2	3	1	0	0	0	0	0
23:45	5	0	0	0	0	0	0	0	2	2	1	0	0	0	0	0
07-19	3443	0	2	2	0	1	16	71	415	1887	949	9				

# Vehicle Speed Report



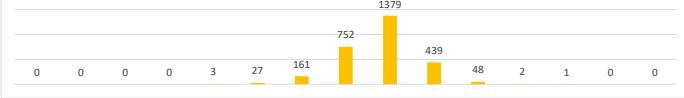
Project: 20066 - 843 John Renshaw Drive  
 Site: John Renshaw Drive  
 Start Date: 27/07/2020

1. John Renshaw Drive - -32.820722, 151.576306

Northbound

Sunday

Speed Range (kmPH) - Percentages														
Total	10-20	20-30	30-40	50-60	60-70	70-80	80-90	90-100	100-110	110-120	120-130	130-140	140-150	150-170
Percent	100.0%	0.0%	0.0%	0.0%	0.0%	0.8%	5.9%	28.4%	49.8%	13.7%	1.2%	0.0%	0.0%	0.0%



85th Percentile Speed (Both Directions) -

Speed Bins (kmPH)																
2-Aug	Total	10-20	20-30	30-40	50-60	60-70	70-80	80-90	90-100	100-110	110-120	120-130	130-140	140-150	150-160	160-170
0:00	4	0	0	0	0	1	0	0	2	1	0	0	0	0	0	0
0:15	3	0	0	0	0	0	0	0	1	1	0	0	0	0	0	0
0:30	2	0	0	0	0	0	0	0	0	1	1	0	0	0	0	0
0:45	5	0	0	0	0	0	0	0	3	2	0	0	0	0	0	0
1:00	5	0	0	0	0	0	0	0	3	1	0	1	0	0	0	0
1:15	9	0	0	0	0	0	1	1	0	5	1	1	0	0	0	0
1:30	7	0	0	0	0	0	1	1	3	1	1	0	0	0	0	0
1:45	4	0	0	0	0	0	0	0	1	1	1	1	0	0	0	0
2:00	4	0	0	0	0	0	0	1	1	2	0	0	0	0	0	0
2:15	3	0	0	0	0	0	0	0	0	3	0	0	0	0	0	0
2:30	2	0	0	0	0	0	0	0	0	1	1	0	0	0	0	0
2:45	2	0	0	0	0	0	0	0	0	2	0	0	0	0	0	0
3:00	8	0	0	0	0	0	1	0	0	5	1	1	0	0	0	0
3:15	5	0	0	0	0	0	0	0	0	3	1	1	0	0	0	0
3:30	4	0	0	0	0	0	0	0	0	2	2	0	0	0	0	0
3:45	5	0	0	0	0	0	0	0	1	2	1	1	0	0	0	0
4:00	7	0	0	0	0	0	0	0	1	3	3	0	0	0	0	0
4:15	17	0	0	0	0	0	0	0	1	10	3	0	0	0	0	0
4:30	18	0	0	0	0	0	0	0	2	8	6	2	0	0	0	0
4:45	8	0	0	0	0	0	0	0	1	4	8	0	0	0	0	0
5:00	20	0	0	0	0	0	0	1	0	11	5	2	1	0	0	0
5:15	19	0	0	0	0	0	0	0	3	7	9	0	0	0	0	0
5:30	19	0	0	0	0	0	0	0	1	7	10	1	0	0	0	0
5:45	17	0	0	0	0	0	0	0	0	9	7	1	0	0	0	0
6:00	24	0	0	0	0	0	0	0	5	10	8	1	0	0	0	0
6:15	17	0	0	0	0	0	0	0	1	8	8	0	0	0	0	0
6:30	6	0	0	0	0	0	0	0	0	6	0	0	0	0	0	0
6:45	12	0	0	0	0	0	0	0	3	9	0	0	0	0	0	0
7:00	19	0	0	0	0	0	0	0	5	10	4	0	0	0	0	0
7:15	15	0	0	0	0	0	0	0	1	8	4	1	0	0	0	0
7:30	27	0	0	0	0	0	0	0	5	15	5	2	0	0	0	0
7:45	15	0	0	0	0	0	0	0	3	7	5	0	0	0	0	0
8:00	19	0	0	0	0	0	0	1	8	9	1	0	0	0	0	0
8:15	17	0	0	0	0	0	2	0	2	8	4	1	0	0	0	0
8:30	22	0	0	0	0	0	0	3	2	10	7	0	0	0	0	0
8:45	27	0	0	0	0	0	0	0	3	21	3	0	0	0	0	0
9:00	32	0	0	0	0	0	1	1	5	10	13	2	0	0	0	0
9:15	38	0	0	0	0	0	0	1	12	16	9	0	0	0	0	0
9:30	34	0	0	0	0	0	0	1	4	19	10	0	0	0	0	0
9:45	41	0	0	0	0	0	0	0	13	22	5	1	0	0	0	0
10:00	45	0	0	0	0	0	0	1	10	19	14	1	0	0	0	0
10:15	62	0	0	0	0	0	0	1	13	36	10	2	0	0	0	0
10:30	78	0	0	0	0	0	0	5	13	51	9	0	0	0	0	0
10:45	62	0	0	0	0	0	0	6	15	35	6	0	0	0	0	0
11:00	57	0	0	0	0	0	0	2	16	29	9	1	0	0	0	0
11:15	61	0	0	0	0	0	0	4	11	29	17	0	0	0	0	0
11:30	56	0	0	0	0	0	0	2	14	36	4	0	0	0	0	0
11:45	74	0	0	0	0	0	1	5	17	38	13	0	0	0	0	0
12:00	77	0	0	0	0	0	2	1	31	34	9	0	0	0	0	0
12:15	56	0	0	0	0	0	0	1	13	36	6	0	0	0	0	0
12:30	66	0	0	0	0	0	0	2	33	27	3	0	0	0	0	0
12:45	74	0	0	0	0	0	0	1	20	45	8	0	0	0	0	0
13:00	63	0	0	0	0	0	0	2	10	34	12	3	1	1	0	0
13:15	62	0	0	0	0	0	0	1	15	36	9	1	0	0	0	0
13:30	45	0	0	0	0	0	1	2	12	27	2	1	0	0	0	0
13:45	63	0	0	0	0	0	0	3	14	34	12	0	0	0	0	0
14:00	64	0	0	0	0	0	0	2	18	33	11	0	0	0	0	0
14:15	56	0	0	0	0	0	0	1	14	31	10	0	0	0	0	0
14:30	56	0	0	0	0	0	0	0	25	22	9	0	0	0	0	0
14:45	58	0	0	0	0	0	0	0	15	32	7	4	0	0	0	0
15:00	80	0	0	0	0	0	2	4	27	39	8	0	0	0	0	0
15:15	72	0	0	0	0	0	0	7	15	39	10	1	0	0	0	0
15:30	61	0	0	0	0	0	0	13	16	23	8	1	0	0	0	0
15:45	55	0	0	0	0	0	0	1	26	22	5	1	0	0	0	0
16:00	45	0	0	0	0	0	1	0	9	31	4	0	0	0	0	0
16:15	57	0	0	0	0	0	0	6	13	33	4	0	0	0	0	0
16:30	66	0	0	0	0	0	1	8	28	24	4	0	0	0	0	0
16:45	45	0	0	0	0	0	0	8	10	24	3	0	0	0	0	0
17:00	31	0	0	0	0	0	0	1	12	11	6	1	0	0	0	0
17:15	50	0	0	0	0	0	3	12	23	11	1	0	0	0	0	0
17:30	49	0	0	0	0	1	1	11	20	13	2	1	0	0	0	0
17:45	37	0	0	0	0	0	1	2	15	17	1	1	0	0	0	0
18:00	38	0	0	0	0	0	3	8	16	11	0	0	0	0	0	0
18:15	25	0	0	0	0	0	0	2	8	13	2	0	0	0	0	0
18:30	35	0	0	0	0	0	0	4	20	9	2	0	0	0	0	0
18:45	25	0	0	0	0	0	0	0	7	12	5	1	0	0	0	0
19:00	24	0	0	0	0	0	2	4	6	9	3	0	0	0	0	0
19:15	18	0	0	0	0	0	0	1	7	4	6	0	0	0	0	0
19:30	17	0	0	0	0	0	0	1	7	8	1	0	0	0	0	0
19:45	24	0	0	0	0	0	0	3	7	9	4	1	0	0	0	0
20:00	10	0	0	0	0	0	1	0	1	6	2	0	0	0	0	0
20:15	14	0	0	0	0	0	1	5	7	1	0	0	0	0	0	0
20:30	16	0	0	0	0	0	0	1	2	8	5	0	0	0	0	0
20:45	18	0	0	0	0	0	0	3	4	10	1	0	0	0	0	0
21:00	10	0	0	0	0	0	0	2	2	6	0	0	0	0	0	0
21:15	18	0	0	0	0	0	0	2	2	8	5	1	0	0	0	0
21:30	16	0	0	0	0	0	0	0	3	8	4	1	0	0	0	0
21:45	13	0	0	0	0	0	0	1	5	6	1	0	0	0	0	0
22:00	14	0	0	0	0	0	1	0	3	6	3	1	0	0	0	0
22:15	5	0	0	0	0	1	0	0	0	2	2	0	0	0	0	0
22:30	4	0	0	0	0	0	0	0	0	3	1	0	0	0	0	0
22:45	5	0	0	0	0	0	0	1	2	1	0	1	0	0	0	0
23:00	6	0	0	0	0	0	1	0	0	3	2	0	0	0	0	0
23:15	6	0	0	0	0	0	0	4	2	0	0	0	0	0	0	0
23:30	3	0	0	0	0	0	0	0	0	3	0	0	0	0	0	0
23:45	5	0	0	0	0	0	0	0	2	1	2	0	0	0	0	0
07-19	2310	0	0	0	0	1	19	137	657	11						

# Vehicle Speed Report



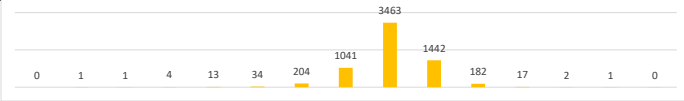
Project: 20066 - 843 John Renshaw Drive  
 Site: John Renshaw Drive  
 Start Date: 27/07/2020

1. John Renshaw Drive - -32.820722, 151.576306

Northbound

Weekday Average

Speed Range (kmPH) - Percentages																
Total	10-20	20-30	30-40	50-60	60-70	70-80	80-90	90-100	100-110	110-120	120-130	130-140	140-150	150-160	160-170	Percent
6403	0	0	0	0	0	0	0	0	1	5	3	1	0	0	0	100.0%
	0.0%	0.0%	0.0%	0.0%	0.2%	0.5%	3.4%	17.4%	55.3%	20.9%	2.1%	0.1%	0.0%	0.0%	0.0%	0.0%



85th Percentile Speed (Both Directions) WD Avg

Speed Bins (kmPH)																
WD Avg	Total	10-20	20-30	30-40	50-60	60-70	70-80	80-90	90-100	100-110	110-120	120-130	130-140	140-150	150-160	160-170
0:00	10	0	0	0	0	0	0	0	1	5	3	1	0	0	0	0
0:15	9	0	0	0	0	0	0	0	1	4	3	1	0	0	0	0
0:30	8	0	0	0	0	0	0	0	1	3	3	1	0	0	0	0
0:45	6	0	0	0	0	0	0	0	1	2	1	2	0	0	0	0
1:00	6	0	0	0	0	0	0	0	1	3	2	1	0	0	0	0
1:15	6	0	0	0	0	0	0	0	1	3	2	1	1	0	0	0
1:30	8	0	0	0	0	0	0	0	1	4	2	1	0	0	0	0
1:45	9	0	0	0	1	1	0	0	1	5	1	0	0	0	0	0
2:00	10	0	0	0	0	0	0	0	1	3	2	1	1	0	0	0
2:15	8	0	0	0	0	0	0	0	1	5	1	1	0	0	0	0
2:30	12	0	0	0	0	0	0	0	1	8	2	0	0	0	0	0
2:45	11	0	0	0	0	0	0	1	2	5	2	0	0	0	0	0
3:00	10	0	0	0	0	0	1	3	4	1	0	0	0	0	0	0
3:15	13	0	0	0	0	0	1	1	4	5	1	0	0	0	0	0
3:30	16	0	0	0	0	0	0	0	1	9	4	1	0	0	0	0
3:45	18	0	0	0	0	1	0	0	2	10	4	0	0	0	0	0
4:00	22	0	0	0	0	0	0	0	2	13	4	1	0	0	0	0
4:15	41	0	0	0	0	0	0	1	5	20	11	3	0	0	0	0
4:30	54	0	0	0	0	0	0	1	7	20	22	4	0	0	0	0
4:45	51	0	0	0	0	0	0	0	6	23	19	2	0	0	0	0
5:00	69	0	0	0	0	0	0	1	5	33	25	5	0	0	0	0
5:15	66	0	0	0	0	0	0	1	7	36	19	3	0	0	0	0
5:30	69	0	0	0	0	0	0	0	11	36	20	2	0	0	0	0
5:45	68	0	0	0	0	0	1	3	8	35	19	3	0	0	0	0
6:00	74	0	0	0	0	0	0	2	10	36	22	3	0	0	0	0
6:15	93	0	0	0	0	0	1	4	15	46	23	3	0	0	0	0
6:30	95	0	0	0	0	0	0	3	17	51	21	2	0	0	0	0
6:45	96	0	0	0	0	0	0	4	14	56	19	3	0	0	0	0
7:00	91	0	0	0	0	0	1	3	15	51	21	1	0	0	0	0
7:15	99	0	0	0	0	0	1	5	18	57	17	1	0	0	0	0
7:30	100	0	0	0	0	0	0	3	15	58	21	2	0	0	0	0
7:45	102	0	0	0	0	0	0	4	17	58	22	1	0	0	0	0
8:00	92	0	0	0	0	0	2	2	16	54	17	1	0	0	0	0
8:15	91	0	0	0	0	0	0	3	13	54	19	2	0	0	0	0
8:30	97	0	0	0	0	0	0	5	17	59	15	1	0	0	0	0
8:45	80	0	0	0	0	0	0	3	15	49	12	1	0	0	0	0
9:00	92	0	0	0	0	0	0	5	22	52	13	1	0	0	0	0
9:15	97	0	0	0	0	0	0	4	20	54	18	1	0	0	0	0
9:30	80	0	0	0	0	0	0	2	19	48	10	1	0	0	0	0
9:45	86	0	0	0	0	0	0	3	17	52	12	1	0	0	0	0
10:00	78	0	0	0	0	0	1	4	20	41	10	2	0	0	0	0
10:15	72	0	0	0	0	0	0	2	14	42	12	1	0	0	0	0
10:30	81	0	0	0	0	0	0	4	21	44	10	1	0	0	0	0
10:45	85	0	0	0	0	1	2	3	20	44	14	1	0	0	0	0
11:00	79	0	0	0	0	0	0	5	17	44	11	2	0	0	0	0
11:15	82	0	0	0	0	0	0	3	17	48	13	1	0	0	0	0
11:30	91	0	0	0	0	0	1	3	16	55	15	0	0	0	0	0
11:45	86	0	0	0	0	0	0	0	15	50	18	1	0	0	0	0
12:00	78	0	0	0	0	0	0	2	11	47	15	1	0	0	0	0
12:15	87	0	0	0	0	0	1	2	11	54	18	1	0	0	0	0
12:30	86	0	0	0	0	0	1	4	19	43	16	2	0	0	0	0
12:45	87	0	0	0	0	0	0	1	15	49	18	2	1	0	0	0
13:00	80	0	0	0	0	0	0	3	12	44	17	2	0	0	0	0
13:15	86	0	0	0	0	0	0	3	18	42	20	2	0	0	0	0
13:30	99	0	0	0	0	0	0	3	18	52	23	2	0	0	0	0
13:45	97	0	0	0	0	0	0	1	17	54	21	2	0	0	0	0
14:00	103	0	0	0	0	0	0	3	16	57	25	2	0	0	0	0
14:15	127	0	0	0	0	0	1	2	22	72	27	2	0	0	0	0
14:30	127	0	0	0	0	1	1	5	22	64	30	4	0	0	0	0
14:45	152	0	0	0	0	0	1	8	28	83	29	3	0	0	0	0
15:00	143	0	0	0	0	0	1	7	19	78	34	4	0	0	0	0
15:15	167	0	0	0	0	0	0	7	24	92	38	6	1	0	0	0
15:30	161	0	0	0	0	0	0	6	30	84	38	3	0	0	0	0
15:45	173	0	0	0	0	1	1	5	29	93	40	5	0	0	0	0
16:00	166	0	0	0	0	2	2	3	20	97	38	3	0	0	0	0
16:15	176	0	0	0	0	0	0	4	36	92	38	4	1	0	0	0
16:30	159	0	0	0	0	0	0	4	27	90	34	4	0	0	0	0
16:45	156	0	0	0	0	0	0	3	20	87	40	4	0	0	0	0
17:00	143	0	0	0	0	0	1	2	20	79	36	5	0	0	0	0
17:15	152	0	0	0	0	0	0	8	26	82	33	2	0	0	0	0
17:30	117	0	0	0	0	0	2	6	24	58	24	3	0	0	0	0
17:45	95	0	0	0	0	0	1	2	16	49	24	3	0	0	0	0
18:00	80	0	0	0	0	0	1	3	11	37	25	3	0	0	0	0
18:15	68	0	0	0	0	0	0	3	8	32	21	5	0	0	0	0
18:30	46	0	0	0	0	0	0	2	7	22	14	1	0	0	0	0
18:45	39	0	0	0	0	0	0	1	3	21	10	3	0	0	0	0
19:00	31	0	0	0	0	0	0	1	5	13	9	1	0	0	0	0
19:15	40	0	0	0	0	0	0	1	5	19	12	2	0	0	0	0
19:30	31	0	0	0	0	0	0	1	3	19	7	2	0	0	0	0
19:45	27	0	0	0	0	0	0	1	2	15	7	2	0	0	0	0
20:00	27	0	0	0	0	0	0	0	3	15	7	2	0	0	0	0
20:15	29	0	0	0	0	0	0	1	3	12	10	3	0	0	0	0
20:30	26	0	0	0	0	0	0	0	2	15	6	2	0	0	0	0
20:45	22	0	0	0	0	0	1	0	2	8	10	1	0	0	0	0
21:00	23	0	0	0	0	0	0	1	1	12	8	2	0	0	0	0
21:15	20	0	0	0	0	0	0	0	2	10	5	2	0	0	0	0
21:30	21	0	0	0	0	0	0	0	3	11	6	1	0	0	0	0
21:45	18	0	0	0	0	0	0	0	1	8	6	2	1	0	0	0
22:00	17	0	0	0	0	0	0	0	1	6	6	3	1	0	0	0
22:15	18	0	0	0	0	0	0	0	1	8	6	1	1	0	0	0
22:30	15	0	0	0	0	0	0	0	1	6	5	1	0	0	0	0
22:45	18	0	0	0	0	0	0	0	1	7	8	2	0	0	0	0
23:00	13	0	0	0	0	0	0	0	2	4	6	1	0	0	0	0
23:15	21	0	0	0	0	0	0	0	1	10	8	2	0	0	0	0
23:30	8	0														



# Vehicle Speed Report

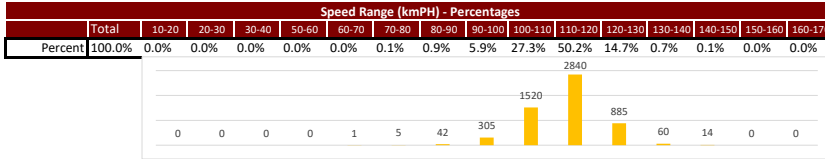


Project: 20066 - 843 John Renshaw Drive  
 Site: John Renshaw Drive  
 Start Date: 27/07/2020

1. John Renshaw Drive - 32.820722, 151.576306

Southbound

Monday



85th Percentile Speed (Both Directions) 65.4

Time	Speed Bins (kmPH)																
	Total	10-20	20-30	30-40	50-60	60-70	70-80	80-90	90-100	100-110	110-120	120-130	130-140	140-150	150-160	160-170	
0:00	3	0	0	0	0	0	0	0	0	1	2	0	0	0	0	0	
0:15	7	0	0	0	0	0	0	0	1	2	4	0	0	0	0	0	
0:30	3	0	0	0	0	0	0	0	1	0	2	0	0	0	0	0	
0:45	2	0	0	0	0	0	0	0	0	1	0	0	0	0	0	0	
1:00	4	0	0	0	0	0	0	0	1	3	0	0	0	0	0	0	
1:15	5	0	0	0	0	0	0	0	0	2	3	0	0	0	0	0	
1:30	3	0	0	0	0	0	0	0	1	2	0	0	0	0	0	0	
1:45	6	0	0	0	0	0	0	0	0	3	1	1	1	0	0	0	
2:00	6	0	0	0	0	0	0	0	1	0	2	3	0	0	0	0	
2:15	6	0	0	0	0	0	0	0	1	2	2	1	0	0	0	0	
2:30	6	0	0	0	0	1	0	0	1	0	3	1	0	0	0	0	
2:45	10	0	0	0	0	0	0	0	0	1	4	5	0	0	0	0	
3:00	4	0	0	0	0	0	0	0	0	2	2	0	0	0	0	0	
3:15	15	0	0	0	0	0	0	0	0	0	9	6	0	0	0	0	
3:30	16	0	0	0	0	0	0	0	1	1	2	6	5	1	0	0	
3:45	14	0	0	0	0	0	0	0	0	4	4	3	2	1	0	0	
4:00	14	0	0	0	0	0	0	0	1	2	7	4	0	0	0	0	
4:15	34	0	0	0	0	0	0	0	1	18	17	12	0	0	0	0	
4:30	57	0	0	0	0	0	0	0	0	9	30	16	2	0	0	0	
4:45	50	0	0	0	0	0	0	0	1	10	30	8	1	0	0	0	
5:00	49	0	0	0	0	0	0	0	0	8	29	11	1	0	0	0	
5:15	92	0	0	0	0	0	0	0	7	33	42	8	2	0	0	0	
5:30	134	0	0	0	0	0	0	0	5	52	62	15	0	0	0	0	
5:45	119	0	0	0	0	0	0	0	0	36	50	28	2	3	0	0	
6:00	101	0	0	0	0	0	0	0	2	29	51	19	0	0	0	0	
6:15	133	0	0	0	0	0	0	0	2	28	82	20	1	0	0	0	
6:30	162	0	0	0	0	0	0	0	8	35	90	26	3	0	0	0	
6:45	131	0	0	0	0	0	0	0	2	31	64	30	4	0	0	0	
7:00	118	0	0	0	0	0	0	1	7	33	59	17	1	0	0	0	
7:15	113	0	0	0	0	0	0	0	7	23	61	21	1	0	0	0	
7:30	152	0	0	0	0	0	0	7	9	33	81	21	1	0	0	0	
7:45	146	0	0	0	0	0	0	0	3	39	78	24	1	1	0	0	
8:00	124	0	0	0	0	0	0	0	13	34	62	13	2	0	0	0	
8:15	109	0	0	0	0	0	0	0	1	20	68	18	2	0	0	0	
8:30	118	0	0	0	0	0	0	0	11	33	59	15	0	0	0	0	
8:45	110	0	0	0	0	0	0	4	2	23	66	14	1	0	0	0	
9:00	87	0	0	0	0	0	0	0	4	24	38	19	0	2	0	0	
9:15	76	0	0	0	0	0	0	1	7	6	46	16	0	0	0	0	
9:30	90	0	0	0	0	0	2	0	8	30	39	11	0	0	0	0	
9:45	79	0	0	0	0	0	0	1	0	28	39	9	1	1	0	0	
10:00	53	0	0	0	0	0	0	0	3	15	28	7	0	0	0	0	
10:15	90	0	0	0	0	0	0	0	15	33	37	5	0	0	0	0	
10:30	65	0	0	0	0	1	0	4	23	31	6	0	0	0	0	0	
10:45	75	0	0	0	0	0	0	0	8	29	30	8	0	0	0	0	
11:00	64	0	0	0	0	0	0	1	9	21	31	2	0	0	0	0	
11:15	73	0	0	0	0	0	0	0	4	18	38	13	0	0	0	0	
11:30	84	0	0	0	0	1	4	8	22	31	17	1	0	0	0	0	
11:45	61	0	0	0	0	0	0	0	5	9	36	11	0	0	0	0	
12:00	63	0	0	0	0	0	0	0	3	20	35	5	0	0	0	0	
12:15	75	0	0	0	0	0	0	0	1	23	36	14	1	0	0	0	
12:30	80	0	0	0	0	0	0	0	1	18	46	14	1	0	0	0	
12:45	71	0	0	0	0	0	0	0	2	21	36	10	2	0	0	0	
13:00	99	0	0	0	0	0	1	0	9	27	42	19	1	0	0	0	
13:15	90	0	0	0	0	0	0	1	8	22	50	8	1	0	0	0	
13:30	102	0	0	0	0	0	0	0	5	25	50	20	2	0	0	0	
13:45	85	0	0	0	0	0	0	1	3	18	45	18	0	0	0	0	
14:00	75	0	0	0	0	0	0	0	1	16	48	10	0	0	0	0	
14:15	85	0	0	0	0	0	0	0	1	20	45	16	2	1	0	0	
14:30	103	0	0	0	0	0	0	0	7	29	44	20	3	0	0	0	
14:45	87	0	0	0	0	0	0	0	2	26	38	20	1	0	0	0	
15:00	94	0	0	0	0	0	0	0	4	30	51	9	0	0	0	0	
15:15	96	0	0	0	0	0	0	0	7	18	48	23	0	0	0	0	
15:30	101	0	0	0	0	0	0	0	4	38	45	14	0	0	0	0	
15:45	108	0	0	0	0	0	0	0	11	37	41	18	1	0	0	0	
16:00	91	0	0	0	0	0	0	0	6	21	46	12	0	0	0	0	
16:15	113	0	0	0	0	0	0	0	2	41	57	10	1	0	0	0	
16:30	109	0	0	0	0	0	0	0	2	26	63	18	0	0	0	0	
16:45	90	0	0	0	0	0	0	2	5	20	53	10	0	0	0	0	
17:00	90	0	0	0	0	0	0	0	6	42	37	5	0	0	0	0	
17:15	91	0	0	0	0	0	0	1	3	31	44	12	0	0	0	0	
17:30	80	0	0	0	0	0	0	3	7	23	38	7	2	0	0	0	
17:45	50	0	0	0	0	0	0	0	6	16	23	5	0	0	0	0	
18:00	49	0	0	0	0	0	0	0	1	3	10	22	11	1	1	0	0
18:15	44	0	0	0	0	0	0	1	5	7	24	7	0	0	0	0	
18:30	28	0	0	0	0	0	0	0	3	7	15	3	0	0	0	0	
18:45	34	0	0	0	0	0	0	0	2	10	13	9	0	0	0	0	
19:00	29	0	0	0	0	0	0	0	1	9	13	5	1	0	0	0	
19:15	21	0	0	0	0	0	0	0	5	6	8	1	1	0	0	0	
19:30	27	0	0	0	0	0	0	1	4	5	15	2	0	0	0	0	
19:45	31	0	0	0	0	0	0	1	1	7	15	6	1	0	0	0	
20:00	23	0	0	0	0	0	0	0	1	5	10	6	0	1	0	0	
20:15	22	0	0	0	0	0	0	0	7	12	3	0	0	0	0	0	
20:30	10	0	0	0	0	0	0	0	0	7	3	0	0	0	0	0	
20:45	9	0	0	0	0	0	0	0	1	5	1	0	0	0	0	0	
21:00	15	0	0	0	0	0	0	0	6	8	1	0	0	0	0	0	
21:15	13	0	0	0	0	0	0	0	2	5	4	2	0	0	0	0	
21:30	13	0	0	0	0	0	0	1	1	1	4	5	0	1	0	0	
21:45	7	0	0	0	0	0	0	0	0	1	3	2	0	1	0	0	
22:00	22	0	0	0	0	0	0	0	2	5	7	7	1	0	0	0	
22:15	12	0	0	0	0	0	0	0	2	0	10	0	0	0	0	0	
22:30	16	0	0	0	0	0	0	0	1	5	9	1	0	0	0	0	
22:45	7	0	0	0	0	0	0	1	1	1	2	2	0	0	0	0	
23:00	9	0	0	0	0	0	0	0	4	3	1	1	0	0	0	0	
23:15	8	0	0	0	0	0	0	0	0	1	6	0	1	0	0	0	
23:30	13	0	0	0	0	0	0	1	0	3	7	2	0	0	0	0	
23:45	9	0	0	0	0	0	0	0	0	4	4	1	0	0	0	0	
07:19	4170	0	0	0	0	0	5	37	247	1138	2093	614	30	6	0	0	
06:22	4917	0	0	0	0	0	5	40	277	1321	2481	743	41	9	0	0	
06:00	5013	0	0	0													

# Vehicle Speed Report



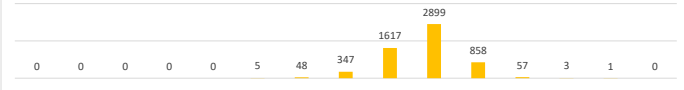
Project: 20066 - 843 John Renshaw Drive  
 Site: John Renshaw Drive  
 Start Date: 27/07/2020

1. John Renshaw Drive - -32.820722, 151.576306

Southbound

Tuesday

Speed Range (kmPH) - Percentages															
Total	10-20	20-30	30-40	50-60	60-70	70-80	80-90	90-100	100-110	110-120	120-130	130-140	140-150	150-160	160-170
Percent	100.0%	0.0%	0.0%	0.0%	0.0%	0.1%	1.0%	6.4%	28.2%	50.4%	13.2%	0.7%	0.0%	0.0%	0.0%



85th Percentile Speed (Both Directions) 65.6

Speed Bins (kmPH)																
28-Jul	Total	10-20	20-30	30-40	50-60	60-70	70-80	80-90	90-100	100-110	110-120	120-130	130-140	140-150	150-160	160-170
0:00	61	0	0	0	0	0	0	0	1	1	2	1	1	0	0	0
0:15	8	0	0	0	0	0	0	0	0	3	4	1	0	0	0	0
0:30	9	0	0	0	0	0	0	0	0	2	6	1	0	0	0	0
0:45	8	0	0	0	0	0	0	0	0	3	4	1	0	0	0	0
1:00	6	0	0	0	0	0	0	0	0	0	5	1	0	0	0	0
1:15	4	0	0	0	0	0	0	0	1	0	3	0	0	0	0	0
1:30	2	0	0	0	0	0	0	0	2	0	0	0	0	0	0	0
1:45	6	0	0	0	0	0	0	0	0	3	2	1	0	0	0	0
2:00	8	0	0	0	0	0	0	0	0	1	4	3	0	0	0	0
2:15	7	0	0	0	0	0	0	0	0	3	3	1	0	0	0	0
2:30	8	0	0	0	0	0	0	0	0	0	5	3	0	0	0	0
2:45	5	0	0	0	0	0	0	0	0	2	1	1	1	0	0	0
3:00	7	0	0	0	0	0	0	0	0	2	4	1	0	0	0	0
3:15	17	0	0	0	0	0	0	2	1	2	5	6	1	0	0	0
3:30	25	0	0	0	0	0	0	0	2	2	8	10	3	0	0	0
3:45	10	0	0	0	0	0	0	0	0	2	5	3	0	0	0	0
4:00	18	0	0	0	0	0	0	0	0	8	7	3	0	0	0	0
4:15	37	0	0	0	0	0	0	0	0	3	22	12	0	0	0	0
4:30	54	0	0	0	0	0	0	0	2	13	26	10	3	0	0	0
4:45	54	0	0	0	0	0	0	0	2	11	30	11	0	0	0	0
5:00	53	0	0	0	0	0	0	0	0	14	32	6	1	0	0	0
5:15	115	0	0	0	0	0	0	0	5	31	61	16	2	0	0	0
5:30	139	0	0	0	0	0	0	0	1	51	61	24	2	0	0	0
5:45	105	0	0	0	0	0	0	0	2	37	49	17	0	0	0	0
6:00	104	0	0	0	0	0	0	0	6	42	42	14	0	0	0	0
6:15	123	0	0	0	0	0	0	0	4	37	63	18	1	0	0	0
6:30	151	0	0	0	0	0	0	2	31	60	51	7	0	0	0	0
6:45	135	0	0	0	0	0	0	0	2	33	74	26	0	0	0	0
7:00	122	0	0	0	0	0	0	0	7	29	61	25	0	0	0	0
7:15	138	0	0	0	0	0	0	0	4	38	79	17	0	0	0	0
7:30	140	0	0	0	0	0	0	1	20	38	66	14	1	0	0	0
7:45	136	0	0	0	0	0	0	1	11	30	73	20	1	0	0	0
8:00	113	0	0	0	0	0	0	1	9	20	62	16	5	0	0	0
8:15	123	0	0	0	0	0	0	0	11	28	68	16	0	0	0	0
8:30	108	0	0	0	0	0	2	5	8	50	37	6	0	0	0	0
8:45	101	0	0	0	0	0	0	0	2	46	45	8	0	0	0	0
9:00	93	0	0	0	0	0	0	2	7	27	42	13	2	0	0	0
9:15	93	0	0	0	0	0	1	0	1	31	50	9	1	0	0	0
9:30	85	0	0	0	0	0	0	1	1	37	38	7	1	0	0	0
9:45	68	0	0	0	0	0	0	0	6	18	32	10	2	0	0	0
10:00	67	0	0	0	0	0	0	1	6	31	23	6	0	0	0	0
10:15	80	0	0	0	0	0	0	5	10	21	43	1	0	0	0	0
10:30	80	0	0	0	0	0	0	0	6	33	34	6	0	1	0	0
10:45	75	0	0	0	0	0	0	1	6	27	35	6	0	0	0	0
11:00	88	0	0	0	0	0	0	2	7	25	44	10	0	0	0	0
11:15	76	0	0	0	0	0	0	0	17	23	30	6	0	0	0	0
11:30	65	0	0	0	0	0	0	1	3	23	30	8	0	0	0	0
11:45	73	0	0	0	0	0	0	0	6	26	35	6	0	0	0	0
12:00	76	0	0	0	0	0	0	1	11	23	34	6	1	0	0	0
12:15	76	0	0	0	0	0	0	0	4	11	19	38	11	1	0	0
12:30	57	0	0	0	0	0	0	2	3	10	20	12	2	0	0	0
12:45	68	0	0	0	0	0	0	1	4	14	42	7	0	0	0	0
13:00	72	0	0	0	0	0	0	0	1	23	32	16	0	0	0	0
13:15	74	0	0	0	0	0	0	0	6	25	36	7	0	0	0	0
13:30	105	0	0	0	0	0	0	1	10	31	52	11	0	0	0	0
13:45	91	0	0	0	0	0	0	0	9	33	38	11	0	0	0	0
14:00	96	0	0	0	0	0	1	0	7	18	53	17	0	0	0	0
14:15	102	0	0	0	0	0	0	1	10	27	48	15	1	0	0	0
14:30	103	0	0	0	0	0	0	3	3	30	54	13	0	0	0	0
14:45	95	0	0	0	0	0	0	0	1	39	44	11	0	0	0	0
15:00	91	0	0	0	0	0	0	1	3	25	44	18	0	0	0	0
15:15	98	0	0	0	0	0	0	0	1	15	66	15	1	0	0	0
15:30	115	0	0	0	0	0	0	0	6	27	64	18	0	0	0	0
15:45	112	0	0	0	0	0	0	1	3	27	69	12	0	0	0	0
16:00	108	0	0	0	0	0	0	0	0	33	62	12	1	0	0	0
16:15	103	0	0	0	0	0	0	0	2	22	59	19	1	0	0	0
16:30	104	0	0	0	0	0	0	0	3	18	56	24	0	0	0	0
16:45	109	0	0	0	0	0	0	1	5	29	62	12	0	0	0	0
17:00	93	0	0	0	0	0	0	0	0	17	59	17	0	0	0	0
17:15	93	0	0	0	0	0	0	1	5	27	43	16	1	0	0	0
17:30	74	0	0	0	0	0	0	0	8	19	39	8	0	0	0	0
17:45	65	0	0	0	0	0	0	3	2	14	31	15	0	0	0	0
18:00	49	0	0	0	0	0	0	0	2	12	26	9	0	0	0	0
18:15	55	0	0	0	0	0	0	0	6	15	28	4	2	0	0	0
18:30	35	0	0	0	0	0	1	0	2	5	14	12	1	0	0	0
18:45	38	0	0	0	0	0	0	1	2	8	18	6	3	0	0	0
19:00	34	0	0	0	0	0	0	0	0	7	17	10	0	0	0	0
19:15	38	0	0	0	0	0	0	0	1	4	21	10	2	0	0	0
19:30	26	0	0	0	0	0	0	0	1	2	9	12	1	0	1	0
19:45	19	0	0	0	0	0	0	1	0	1	9	7	1	0	0	0
20:00	27	0	0	0	0	0	0	0	2	3	8	12	2	0	0	0
20:15	23	0	0	0	0	0	0	0	2	5	12	4	0	0	0	0
20:30	13	0	0	0	0	0	0	0	0	2	4	5	2	0	0	0
20:45	13	0	0	0	0	0	0	0	1	1	7	3	1	0	0	0
21:00	11	0	0	0	0	0	0	0	0	1	7	3	0	0	0	0
21:15	17	0	0	0	0	0	0	0	1	3	10	2	1	0	0	0
21:30	22	0	0	0	0	0	0	1	0	2	12	6	1	0	0	0
21:45	12	0	0	0	0	0	0	0	0	2	4	4	2	0	0	0
22:00	14	0	0	0	0	0	0	0	0	2	8	4	0	0	0	0
22:15	9	0	0	0	0	0	0	0	0	1	5	3	0	0	0	0
22:30	12	0	0	0	0	0	0	0	0	4	7	1	0	0	0	0
22:45	8	0	0	0	0	0	0	0	0	2	4	1	0	1	0	0
23:00	8	0	0	0	0	0	0	0	0	0	7	1	0	0	0	0
23:15	7	0	0	0	0	0	0	0	0	3	2	1	1	0	0	0
23:30	13	0	0	0	0	0	0	0	1	2	6	3	0	1	0	0
23:45	7	0														

# Vehicle Speed Report



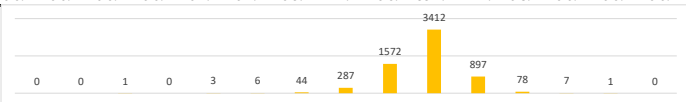
Project: 20066 - 843 John Renshaw Drive  
 Site: John Renshaw Drive  
 Start Date: 27/07/2020

1. John Renshaw Drive - 32.820722, 151.576306

Southbound

Wednesday

Speed Range (kmPH) - Percentages																
Total	10-20	20-30	30-40	50-60	60-70	70-80	80-90	90-100	100-110	110-120	120-130	130-140	140-150	150-160	160-170	Percent
3412	0.0%	0.0%	0.0%	0.0%	0.1%	0.1%	0.9%	4.7%	26.6%	55.1%	11.7%	0.8%	0.0%	0.0%	0.0%	0.0%



85th Percentile Speed (Both Directions) 66.05

Speed Bins (kmPH)																
29-Jul	Total	10-20	20-30	30-40	50-60	60-70	70-80	80-90	90-100	100-110	110-120	120-130	130-140	140-150	150-160	160-170
0:00	5	0	0	0	0	0	0	0	0	0	1	4	0	0	0	0
0:15	9	0	0	0	0	0	0	0	0	3	3	3	0	0	0	0
0:30	11	0	0	0	0	0	0	0	0	1	6	3	1	0	0	0
0:45	7	0	0	0	0	0	0	0	0	0	4	3	0	0	0	0
1:00	2	0	0	0	0	0	0	0	0	0	1	1	0	0	0	0
1:15	5	0	0	0	0	0	0	0	0	1	0	4	0	0	0	0
1:30	6	0	0	0	0	0	0	0	0	3	2	1	0	0	0	0
1:45	6	0	0	0	0	0	0	0	1	2	3	0	0	0	0	0
2:00	7	0	0	0	0	0	0	0	0	2	3	2	0	0	0	0
2:15	7	0	0	0	0	0	0	0	0	6	1	0	0	0	0	0
2:30	9	0	0	0	0	0	0	0	0	2	4	2	0	1	0	0
2:45	4	0	0	0	0	0	0	0	0	2	1	1	0	0	0	0
3:00	6	0	0	0	0	0	0	0	1	1	4	0	0	0	0	0
3:15	21	0	0	0	0	0	0	0	1	1	10	7	2	0	0	0
3:30	24	0	0	0	0	0	0	0	3	2	10	7	2	0	0	0
3:45	7	0	0	0	0	0	0	0	0	4	1	2	0	0	0	0
4:00	17	0	0	0	0	0	0	0	0	3	7	6	1	0	0	0
4:15	41	0	0	0	0	0	0	0	3	4	14	19	1	0	0	0
4:30	52	0	0	0	0	0	0	0	1	5	28	17	1	0	0	0
4:45	49	0	0	0	0	0	0	0	1	5	21	21	0	1	0	0
5:00	51	0	0	0	0	0	0	0	0	6	22	18	5	0	0	0
5:15	106	0	0	0	0	0	0	0	2	14	75	13	2	0	0	0
5:30	155	0	0	0	0	0	0	0	9	42	73	26	4	0	1	0
5:45	100	0	0	0	0	0	0	0	0	15	54	21	10	0	0	0
6:00	141	0	0	0	0	0	0	0	7	32	69	30	3	0	0	0
6:15	143	0	0	0	0	0	0	1	13	37	67	23	2	0	0	0
6:30	163	0	0	0	0	0	0	0	4	38	89	32	0	0	0	0
6:45	120	0	0	0	0	0	0	0	1	30	70	17	1	1	0	0
7:00	152	0	0	0	0	0	0	8	7	37	76	23	1	0	0	0
7:15	130	0	0	0	0	0	0	0	2	40	72	16	0	0	0	0
7:30	144	0	0	0	0	0	0	1	2	23	91	25	2	0	0	0
7:45	140	0	0	0	0	0	0	0	5	32	83	17	3	0	0	0
8:00	117	0	0	0	0	0	0	3	8	29	63	14	0	0	0	0
8:15	116	0	0	0	0	0	0	1	4	37	60	14	0	0	0	0
8:30	126	0	0	0	0	0	0	0	7	34	70	14	0	0	0	0
8:45	90	0	0	0	0	0	0	0	7	23	50	9	1	0	0	0
9:00	74	0	0	0	0	0	0	0	1	13	48	12	0	0	0	0
9:15	77	0	0	0	0	0	0	0	4	16	46	10	1	0	0	0
9:30	93	0	0	0	0	0	0	0	3	27	54	8	1	0	0	0
9:45	79	0	0	0	0	0	0	1	2	14	48	14	0	0	0	0
10:00	72	0	0	0	0	0	0	1	2	19	41	8	1	0	0	0
10:15	70	0	0	0	0	0	0	0	8	17	41	4	0	0	0	0
10:30	68	0	0	0	0	0	0	1	2	17	41	7	0	0	0	0
10:45	86	0	0	0	0	0	0	2	4	32	41	6	1	0	0	0
11:00	79	0	0	0	0	0	0	1	2	23	50	2	1	0	0	0
11:15	79	0	0	0	0	0	0	2	0	4	21	47	4	1	0	0
11:30	69	0	0	0	0	0	0	0	7	24	27	11	0	0	0	0
11:45	94	0	0	0	0	0	0	0	6	25	51	11	1	0	0	0
12:00	62	0	0	0	0	0	0	0	2	11	41	8	0	0	0	0
12:15	91	0	0	0	0	0	0	0	6	35	38	12	0	0	0	0
12:30	69	0	0	0	0	0	0	1	4	22	32	10	0	0	0	0
12:45	89	0	0	0	0	0	0	0	5	3	27	45	7	2	0	0
13:00	97	0	0	0	0	0	0	0	5	29	55	8	0	0	0	0
13:15	96	0	0	0	0	0	0	1	4	25	55	11	0	0	0	0
13:30	107	0	0	0	0	0	0	1	2	32	63	7	2	0	0	0
13:45	102	0	0	0	0	0	0	1	7	38	45	11	0	0	0	0
14:00	97	0	0	0	0	0	0	2	12	42	36	5	0	0	0	0
14:15	110	0	0	0	0	0	0	0	1	41	62	5	1	0	0	0
14:30	109	0	0	0	0	3	2	3	9	21	58	11	2	0	0	0
14:45	95	0	0	0	0	0	0	0	7	29	44	15	0	0	0	0
15:00	109	0	0	0	0	0	0	0	6	36	49	17	1	0	0	0
15:15	113	0	0	0	0	0	0	0	5	21	66	20	1	0	0	0
15:30	127	0	0	0	0	0	0	0	10	36	68	12	1	0	0	0
15:45	111	0	0	0	0	0	0	1	8	25	60	16	1	0	0	0
16:00	120	0	0	1	0	0	0	0	4	26	63	25	1	0	0	0
16:15	128	0	0	0	0	0	0	0	0	29	79	19	1	0	0	0
16:30	112	0	0	0	0	0	0	0	3	2	21	76	9	1	0	0
16:45	115	0	0	0	0	0	1	1	1	33	71	7	1	0	0	0
17:00	106	0	0	0	0	0	0	0	1	18	71	16	0	0	0	0
17:15	96	0	0	0	0	0	0	0	2	21	52	21	0	0	0	0
17:30	90	0	0	0	0	0	0	1	4	20	57	8	0	0	0	0
17:45	85	0	0	0	0	0	0	0	4	26	46	8	0	1	0	0
18:00	61	0	0	0	0	0	0	0	3	22	24	11	1	0	0	0
18:15	73	0	0	0	0	0	0	0	7	24	32	5	5	0	0	0
18:30	41	0	0	0	0	0	0	0	0	8	28	5	0	0	0	0
18:45	46	0	0	0	0	0	0	2	12	6	23	3	0	0	0	0
19:00	45	0	0	0	0	0	0	0	2	10	27	6	0	0	0	0
19:15	37	0	0	0	0	0	0	1	0	7	20	8	1	0	0	0
19:30	29	0	0	0	0	0	0	0	3	6	17	3	0	0	0	0
19:45	34	0	0	0	0	0	0	0	6	22	5	1	0	0	0	0
20:00	36	0	0	0	0	0	0	0	3	9	17	4	1	2	0	0
20:15	37	0	0	0	0	0	0	1	1	13	18	4	0	0	0	0
20:30	30	0	0	0	0	0	0	0	5	8	11	5	0	0	0	0
20:45	27	0	0	0	0	0	0	0	2	6	15	4	0	0	0	0
21:00	17	0	0	0	0	0	0	0	2	11	4	0	0	0	0	0
21:15	18	0	0	0	0	0	0	0	3	2	8	4	1	0	0	0
21:30	16	0	0	0	0	0	0	0	3	9	4	0	0	0	0	0
21:45	11	0	0	0	0	0	0	0	2	4	4	0	1	0	0	0
22:00	16	0	0	0	0	0	0	0	2	11	3	0	0	0	0	0
22:15	15	0	0	0	0	0	0	0	1	1	10	3	0	0	0	0
22:30	7	0	0	0	0	0	0	0	0	2	4	1	0	0	0	0
22:45	10	0	0	0	0	0	0	0	1	1	5	3	0	0	0	0
23:00	13	0	0	0	0	0	0	0	1	4	7	1	0	0	0	0
23:15	9	0	0	0	0	0	1	0	0	4	4	0	0	0	0	0
23:30	9	0	0	0	0	0	0	0	3	1	4	1	0	0	0	0
23:45	6	0	0	0	0	0										

# Vehicle Speed Report



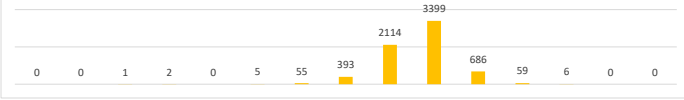
Project: 20066 - 843 John Renshaw Drive  
 Site: John Renshaw Drive  
 Start Date: 27/07/2020

1. John Renshaw Drive - -32.820722, 151.576306

Southbound

Thursday

Speed Range (kmPH) - Percentages														
Total	10-20	20-30	30-40	50-60	60-70	70-80	80-90	90-100	100-110	110-120	120-130	130-140	140-150	150-170
Percent	100.0%	0.0%	0.0%	0.0%	0.0%	0.1%	0.8%	6.7%	35.0%	49.3%	7.4%	0.5%	0.0%	0.0%



85th Percentile Speed (Both Directions) 65.7

Speed Bins (kmPH)																
30-Jul	Total	10-20	20-30	30-40	50-60	60-70	70-80	80-90	90-100	100-110	110-120	120-130	130-140	140-150	150-160	160-170
0:00	51	0	0	0	0	0	0	0	0	2	2	1	0	0	0	0
0:15	6	0	0	0	0	0	0	0	0	3	3	0	0	0	0	0
0:30	8	0	0	0	0	0	0	0	0	1	3	4	0	0	0	0
0:45	6	0	0	0	0	0	0	0	0	1	4	1	0	0	0	0
1:00	4	0	0	0	0	0	0	0	0	1	2	1	0	0	0	0
1:15	7	0	0	0	0	0	0	0	0	1	6	0	0	0	0	0
1:30	4	0	0	0	0	0	0	0	1	0	3	0	0	0	0	0
1:45	11	0	0	0	0	0	0	0	1	2	6	2	0	0	0	0
2:00	7	0	0	0	0	0	0	0	0	1	5	0	1	0	0	0
2:15	11	0	0	0	0	0	0	0	1	2	4	4	0	0	0	0
2:30	7	0	0	0	1	0	0	0	0	1	3	2	0	0	0	0
2:45	10	0	0	0	0	0	0	1	0	3	4	1	1	0	0	0
3:00	7	0	0	0	0	0	0	0	0	2	4	1	0	0	0	0
3:15	23	0	0	0	0	0	0	0	1	1	8	12	1	0	0	0
3:30	14	0	0	0	0	0	0	0	0	2	5	6	1	0	0	0
3:45	15	0	0	0	0	0	0	0	0	7	3	4	1	0	0	0
4:00	16	0	0	0	0	0	0	0	1	5	7	2	1	0	0	0
4:15	52	0	0	0	0	0	0	0	1	10	23	16	2	0	0	0
4:30	62	0	0	0	0	0	0	0	0	10	31	18	2	1	0	0
4:45	34	0	0	0	0	0	0	0	0	4	16	14	0	0	0	0
5:00	56	0	0	0	0	0	0	0	0	5	32	17	2	0	0	0
5:15	105	0	0	0	0	0	0	0	1	18	57	26	3	0	0	0
5:30	153	0	0	0	0	0	0	0	7	41	81	21	3	0	0	0
5:45	115	0	0	0	0	0	0	0	7	14	67	23	4	0	0	0
6:00	137	0	0	0	0	0	0	0	2	40	73	21	1	0	0	0
6:15	157	0	0	0	0	0	0	0	6	37	86	26	2	0	0	0
6:30	150	0	0	0	0	0	0	0	2	3	31	94	20	0	0	0
6:45	144	0	0	0	0	0	0	0	3	3	38	86	12	2	0	0
7:00	128	0	0	0	0	0	0	0	3	33	83	7	2	0	0	0
7:15	143	0	0	0	0	0	0	0	0	18	62	54	7	2	0	0
7:30	136	0	0	0	0	0	0	0	4	10	35	71	16	0	0	0
7:45	153	0	0	0	0	0	0	3	21	44	72	12	1	0	0	0
8:00	107	0	0	0	0	0	0	1	4	39	49	12	2	0	0	0
8:15	117	0	0	0	0	0	0	1	0	0	31	74	10	1	0	0
8:30	113	0	0	0	0	0	0	0	13	39	53	8	0	0	0	0
8:45	115	0	0	0	0	0	0	2	6	46	53	8	0	0	0	0
9:00	94	0	0	0	0	0	0	1	3	37	49	3	1	0	0	0
9:15	100	0	0	0	0	0	0	1	9	39	47	4	0	0	0	0
9:30	100	0	0	0	0	0	0	1	3	40	47	9	0	0	0	0
9:45	70	0	0	0	0	0	0	2	4	20	38	6	0	0	0	0
10:00	84	0	0	0	0	0	0	0	5	33	39	6	1	0	0	0
10:15	77	0	0	0	0	0	0	0	3	27	42	5	0	0	0	0
10:30	88	0	0	0	0	0	0	0	8	35	40	5	0	0	0	0
10:45	81	0	0	0	0	0	0	1	1	38	33	7	1	0	0	0
11:00	85	0	0	0	1	0	0	2	6	23	46	7	0	0	0	0
11:15	90	0	0	0	0	0	1	1	4	34	48	1	1	0	0	0
11:30	86	0	0	0	0	0	0	0	8	30	40	8	0	0	0	0
11:45	96	0	0	0	0	0	1	0	8	45	41	1	0	0	0	0
12:00	71	0	0	0	0	0	0	2	4	23	38	3	1	0	0	0
12:15	76	0	0	0	0	0	0	1	6	24	42	3	0	0	0	0
12:30	87	0	0	0	0	0	0	1	7	33	47	1	0	0	0	0
12:45	83	0	0	0	0	0	0	1	6	33	40	3	0	0	0	0
13:00	94	0	0	0	0	0	0	5	12	32	37	6	1	1	0	0
13:15	119	0	0	0	0	0	0	2	14	58	41	4	0	0	0	0
13:30	107	0	0	0	0	0	0	0	11	39	43	13	1	0	0	0
13:45	103	0	0	0	0	0	0	0	8	33	54	7	1	0	0	0
14:00	82	0	0	0	0	0	0	0	2	29	45	6	0	0	0	0
14:15	131	0	0	0	0	0	0	1	15	44	64	7	0	0	0	0
14:30	99	0	0	0	0	0	0	1	4	34	44	16	0	0	0	0
14:45	117	0	0	0	0	0	0	2	8	44	57	5	1	0	0	0
15:00	115	0	0	0	0	0	0	2	7	37	61	8	0	0	0	0
15:15	141	0	0	1	0	0	0	1	8	59	66	6	0	0	0	0
15:30	155	0	0	0	0	0	2	1	10	60	72	8	2	0	0	0
15:45	124	0	0	0	0	0	0	0	12	50	49	13	0	0	0	0
16:00	125	0	0	0	0	0	0	0	4	43	72	6	0	0	0	0
16:15	138	0	0	0	0	0	0	1	13	40	68	16	0	0	0	0
16:30	136	0	0	0	0	0	0	0	5	34	89	8	0	0	0	0
16:45	124	0	0	0	0	0	0	1	6	45	62	10	0	0	0	0
17:00	105	0	0	0	0	0	0	0	2	41	44	18	0	0	0	0
17:15	127	0	0	0	0	0	0	0	6	43	68	8	2	0	0	0
17:30	97	0	0	0	0	0	0	0	3	29	60	5	0	0	0	0
17:45	91	0	0	0	0	0	0	0	1	29	51	10	0	0	0	0
18:00	75	0	0	0	0	0	0	0	5	29	30	10	1	0	0	0
18:15	61	0	0	0	0	0	0	0	12	14	28	6	1	0	0	0
18:30	61	0	0	0	0	0	0	1	3	16	26	14	1	0	0	0
18:45	44	0	0	0	0	0	0	0	3	10	22	6	2	1	0	0
19:00	39	0	0	0	0	0	0	0	2	11	18	8	0	0	0	0
19:15	32	0	0	0	0	0	0	0	2	1	7	15	6	1	0	0
19:30	30	0	0	0	0	0	0	0	0	2	8	17	3	0	0	0
19:45	41	0	0	0	0	0	0	0	2	3	29	6	0	1	0	0
20:00	34	0	0	0	0	0	0	0	1	9	17	6	0	1	0	0
20:15	35	0	0	0	0	0	0	1	3	8	17	5	0	1	0	0
20:30	22	0	0	0	0	0	0	1	3	4	15	2	0	0	0	0
20:45	20	0	0	0	0	0	0	0	0	6	9	5	0	0	0	0
21:00	19	0	0	0	0	0	0	1	0	2	12	4	0	0	0	0
21:15	15	0	0	0	0	0	0	0	0	5	8	2	0	0	0	0
21:30	32	0	0	0	0	0	0	0	5	12	12	2	1	0	0	0
21:45	16	0	0	0	0	0	0	1	1	2	8	4	0	0	0	0
22:00	15	0	0	0	0	0	0	0	1	2	7	3	2	0	0	0
22:15	21	0	0	0	0	0	0	1	2	3	13	2	0	0	0	0
22:30	18	0	0	0	0	0	0	0	1	4	12	1	0	0	0	0
22:45	10	0	0	0	0	0	0	0	0	3	5	2	0	0	0	0
23:00	13	0	0	0	0	0	0	0	1	2	9	1	0	0	0	0
23:15	13	0	0	0	0	0	0	1	2	2	8	0	0	0	0	0
23:30	11	0	0	0	0	0	0	0	0	2	8	0	1	0	0	0
23:45	7	0	0	0	0	0	0	0	0	2	3	1	1	0	0	

# Vehicle Speed Report



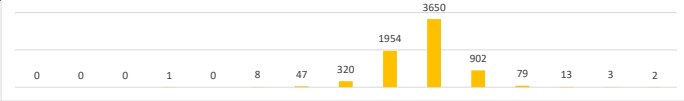
Project: 20066 - 843 John Renshaw Drive  
 Site: John Renshaw Drive  
 Start Date: 27/07/2020

1. John Renshaw Drive - -32.820722, 151.576306

Southbound

Friday

Speed Range (kmPH) - Percentages																
Total	10-20	20-30	30-40	50-60	60-70	70-80	80-90	90-100	100-110	110-120	120-130	130-140	140-150	150-160	160-170	Percent
3650	0	0	0	0	0	8	47	320	1954	3650	902	79	13	3	2	100.0%



85th Percentile Speed (Both Directions) 66.05

Speed Bins (kmPH)																
31-Jul	Total	10-20	20-30	30-40	50-60	60-70	70-80	80-90	90-100	100-110	110-120	120-130	130-140	140-150	150-160	160-170
0:00	61	0	0	0	0	0	0	0	0	5	1	0	0	0	0	0
0:15	7	0	0	0	0	0	0	0	0	2	3	2	0	0	0	0
0:30	12	0	0	0	0	0	0	0	1	1	7	2	1	0	0	0
0:45	7	0	0	0	0	0	0	0	0	1	5	1	0	0	0	0
1:00	7	0	0	0	0	0	0	0	0	2	3	2	0	0	0	0
1:15	9	0	0	0	0	0	0	0	0	2	6	1	0	0	0	0
1:30	7	0	0	0	0	0	0	0	0	1	5	1	0	0	0	0
1:45	3	0	0	0	0	0	0	0	0	3	0	0	0	0	0	0
2:00	5	0	0	0	0	0	0	0	0	3	2	0	0	0	0	0
2:15	11	0	0	0	0	0	0	0	1	2	6	1	1	0	0	0
2:30	9	0	0	0	0	0	0	0	0	1	3	5	0	0	0	0
2:45	6	0	0	0	0	0	0	0	0	2	3	1	0	0	0	0
3:00	4	0	0	0	0	0	0	0	0	0	3	1	0	0	0	0
3:15	27	0	0	0	0	0	0	0	1	7	11	7	1	0	0	0
3:30	21	0	0	0	0	0	0	0	2	0	12	7	0	0	0	0
3:45	13	0	0	0	0	0	0	0	0	4	4	5	0	0	0	0
4:00	19	0	0	0	0	0	0	0	0	4	9	4	2	0	0	0
4:15	30	0	0	0	0	0	0	0	2	5	16	7	2	0	0	0
4:30	52	0	0	0	0	0	0	0	0	5	31	11	3	1	1	0
4:45	58	0	0	0	0	0	0	0	0	12	29	13	4	0	0	0
5:00	52	0	0	0	0	0	0	0	1	4	33	13	1	0	0	0
5:15	98	0	0	0	0	0	0	0	0	6	63	26	3	0	0	0
5:30	142	0	0	0	0	0	0	0	0	33	81	23	4	1	0	0
5:45	107	0	0	0	0	0	0	0	8	25	48	22	2	2	0	0
6:00	119	0	0	0	0	0	0	1	3	32	60	18	3	2	0	0
6:15	142	0	0	0	0	0	0	0	3	36	78	23	2	0	0	0
6:30	170	0	0	0	0	0	0	2	17	49	90	10	2	0	0	0
6:45	106	0	0	0	0	0	0	0	0	28	61	16	1	0	0	0
7:00	131	0	0	0	0	0	0	0	5	48	58	18	2	0	0	0
7:15	108	0	0	0	0	0	0	0	0	28	61	19	0	0	0	0
7:30	130	0	0	0	0	0	0	2	2	39	77	8	2	0	0	0
7:45	145	0	0	0	0	0	0	1	5	40	74	24	1	0	0	0
8:00	108	0	0	0	0	0	0	1	10	36	49	11	1	0	0	0
8:15	118	0	0	0	0	0	0	0	7	26	67	18	0	0	0	0
8:30	105	0	0	0	0	0	0	1	3	40	45	15	1	0	0	0
8:45	107	0	0	0	0	0	0	0	10	32	50	14	1	0	0	0
9:00	100	0	0	0	0	0	0	0	1	31	61	6	1	0	0	0
9:15	92	0	0	0	0	0	0	1	2	23	58	8	0	0	0	0
9:30	92	0	0	0	0	0	0	3	8	40	36	5	0	0	0	0
9:45	69	0	0	0	0	0	0	0	1	27	33	8	0	0	0	0
10:00	90	0	0	0	0	0	0	1	14	33	36	6	0	0	0	0
10:15	99	0	0	0	0	0	0	0	7	41	43	8	0	0	0	0
10:30	93	0	0	0	0	0	0	1	0	34	50	8	0	0	0	0
10:45	89	0	0	0	0	0	0	0	5	34	45	5	0	0	0	0
11:00	91	0	0	0	0	0	0	4	2	25	49	10	1	0	0	0
11:15	91	0	0	0	0	0	0	3	2	10	23	41	12	0	0	0
11:30	120	0	0	0	0	0	0	1	7	53	56	3	0	0	0	0
11:45	94	0	0	0	0	0	0	0	5	33	46	10	0	0	0	0
12:00	104	0	0	0	0	0	0	1	9	35	50	7	0	0	0	2
12:15	120	0	0	0	0	0	0	0	3	46	58	11	2	0	0	0
12:30	98	0	0	0	0	0	0	0	3	31	53	11	0	0	0	0
12:45	112	0	0	0	0	0	1	1	5	38	53	14	0	0	0	0
13:00	118	0	0	0	0	0	0	6	5	48	53	6	0	0	0	0
13:15	127	0	0	0	0	0	0	1	21	40	58	7	0	0	0	0
13:30	116	0	0	0	0	0	0	1	0	31	74	9	1	0	0	0
13:45	145	0	0	0	0	0	0	1	2	58	75	9	0	0	0	0
14:00	106	0	0	0	0	0	0	3	4	37	45	15	2	0	0	0
14:15	130	0	0	0	0	0	0	0	9	44	73	4	0	0	0	0
14:30	129	0	0	0	0	0	0	1	14	32	68	14	0	0	0	0
14:45	136	0	0	0	0	0	0	1	8	45	71	11	0	0	0	0
15:00	121	0	0	0	0	0	3	1	5	32	61	17	2	0	0	0
15:15	100	0	0	0	0	0	0	1	7	24	53	15	0	0	0	0
15:30	150	0	0	0	0	0	0	1	11	29	94	15	0	0	0	0
15:45	156	0	0	0	1	0	0	1	2	62	73	16	0	1	0	0
16:00	138	0	0	0	0	0	0	2	1	25	87	20	3	0	0	0
16:15	132	0	0	0	0	0	0	1	9	27	80	14	1	0	0	0
16:30	139	0	0	0	0	0	0	0	0	28	94	17	0	0	0	0
16:45	123	0	0	0	0	0	0	0	6	26	74	16	1	0	0	0
17:00	143	0	0	0	0	0	1	2	8	43	71	15	3	0	0	0
17:15	111	0	0	0	0	0	0	0	0	34	57	19	1	0	0	0
17:30	92	0	0	0	0	0	0	3	25	52	12	0	0	0	0	0
17:45	84	0	0	0	0	0	0	0	5	19	36	21	3	0	0	0
18:00	69	0	0	0	0	0	0	0	2	14	46	7	0	0	0	0
18:15	69	0	0	0	0	0	0	0	1	15	37	16	0	0	0	0
18:30	54	0	0	0	0	0	0	0	4	14	24	11	1	0	0	0
18:45	52	0	0	0	0	0	0	1	3	6	28	13	1	0	0	0
19:00	47	0	0	0	0	0	0	1	10	27	6	1	2	0	0	0
19:15	45	0	0	0	0	0	0	0	8	9	18	10	0	0	0	0
19:30	39	0	0	0	0	0	0	0	0	9	25	4	1	0	0	0
19:45	37	0	0	0	0	0	0	0	2	4	15	14	2	0	0	0
20:00	38	0	0	0	0	0	0	0	3	12	17	5	1	0	0	0
20:15	31	0	0	0	0	0	0	0	2	5	14	7	0	1	2	0
20:30	17	0	0	0	0	0	0	0	0	3	10	4	0	0	0	0
20:45	35	0	0	0	0	0	0	0	0	3	17	9	3	1	0	0
21:00	21	0	0	0	0	0	0	0	0	7	8	5	1	0	0	0
21:15	23	0	0	0	0	0	0	0	2	6	13	2	0	0	0	0
21:30	22	0	0	0	0	0	0	0	4	5	10	3	0	0	0	0
21:45	19	0	0	0	0	0	0	0	1	1	12	5	0	0	0	0
22:00	20	0	0	0	0	0	0	0	2	3	9	5	0	1	0	0
22:15	15	0	0	0	0	0	0	0	0	2	3	7	2	1	0	0
22:30	8	0	0	0	0	0	0	0	0	1	4	2	1	0	0	0
22:45	20	0	0	0	0	0	0	0	1	2	11	5	1	0	0	0
23:00	13	0	0	0	0	0	0	0	0	4	6	3	0	0	0	0
23:15	10	0	0	0	0	0	0	0	0	0	6	4	0	0	0	0
23:30	13	0	0	0	0	0	0	0	1	2	7	1	2	0	0	0
23:45	11	0	0	0	0	0	0	0	0	2	8	0	1	0	0	0
07-19	5246	0	0	0	1	0	8	44	254	1594	2733	578	31	1	0	2
06-22	6157	0	0	0	1	0	8	47	300	1815	3208	719	48	7	2	2
05-00	6267	0	0	0	1	0	8	47	304	1831	3262					

# Vehicle Speed Report



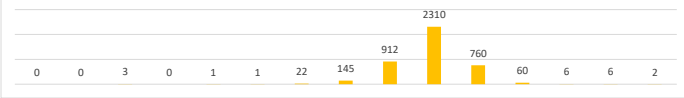
Project: 20066 - 843 John Renshaw Drive  
 Site: John Renshaw Drive  
 Start Date: 27/07/2020

1. John Renshaw Drive - -32.820722, 151.576306

Southbound

Saturday

Speed Range (kmPH) - Percentages																
Total	10-20	20-30	30-40	50-60	60-70	70-80	80-90	90-100	100-110	110-120	120-130	130-140	140-150	150-160	160-170	Percent
2310	0	0	3	0	1	1	22	145	912	760	60	6	6	2	0.1%	



85th Percentile Speed (Both Directions) 66.6

Speed Bins (kmPH)																
1-Aug	Total	10-20	20-30	30-40	50-60	60-70	70-80	80-90	90-100	100-110	110-120	120-130	130-140	140-150	150-160	160-170
0:00	13	0	0	0	0	0	0	0	0	2	7	4	0	0	0	0
0:15	6	0	0	0	0	0	0	0	0	1	3	0	0	0	0	0
0:30	7	0	0	0	0	0	0	0	0	2	3	1	1	0	0	0
0:45	4	0	0	0	0	0	0	0	0	1	2	0	1	0	0	0
1:00	5	0	0	0	0	0	0	0	0	2	3	0	0	0	0	0
1:15	5	0	0	0	0	0	0	0	0	2	2	1	0	0	0	0
1:30	6	0	0	0	0	0	0	0	0	0	4	2	0	0	0	0
1:45	9	0	0	0	0	0	0	0	1	1	7	0	0	0	0	0
2:00	4	0	0	0	0	0	0	0	0	0	3	1	0	0	0	0
2:15	4	0	0	0	0	0	0	0	0	0	3	1	0	0	0	0
2:30	2	0	0	0	0	0	0	0	0	0	1	0	1	0	0	0
2:45	7	0	0	0	0	0	0	0	0	1	0	2	3	0	1	0
3:00	6	0	0	0	0	0	0	0	0	1	3	2	0	0	0	0
3:15	9	0	0	0	0	0	0	0	0	0	5	1	2	0	1	0
3:30	12	0	0	0	0	0	0	0	0	1	5	5	1	0	0	0
3:45	9	0	0	0	0	0	0	0	0	1	6	2	0	0	0	0
4:00	2	0	0	0	0	0	0	0	0	0	1	1	0	0	0	0
4:15	16	0	0	0	0	0	0	0	0	3	9	3	1	0	0	0
4:30	21	0	0	0	0	0	0	0	0	3	10	3	1	0	0	0
4:45	21	0	0	0	0	0	0	0	0	1	13	5	2	0	0	0
5:00	22	0	0	0	0	0	0	0	0	0	14	7	0	1	0	0
5:15	27	0	0	0	0	0	0	0	1	5	11	7	2	1	0	0
5:30	31	0	0	0	0	0	0	0	1	4	14	11	1	0	0	0
5:45	27	0	0	0	0	0	0	0	0	2	18	7	0	0	0	0
6:00	26	0	0	0	0	0	0	0	0	5	12	7	2	0	0	0
6:15	38	0	0	0	0	0	0	0	0	12	22	3	1	0	0	0
6:30	40	0	0	0	0	0	0	0	0	9	17	14	0	0	0	0
6:45	31	0	0	0	0	0	0	0	1	8	15	5	2	0	0	0
7:00	41	0	0	0	0	0	0	0	0	5	20	13	3	0	0	0
7:15	49	0	0	0	0	0	0	0	0	15	25	8	1	0	0	0
7:30	48	0	0	0	0	0	0	1	0	13	31	3	0	0	0	0
7:45	42	0	0	0	0	0	0	0	0	7	21	12	2	0	0	0
8:00	54	0	0	1	0	0	0	0	1	9	33	9	1	0	0	0
8:15	60	0	0	0	0	0	0	0	0	7	37	16	0	0	0	0
8:30	73	0	0	0	0	0	0	1	2	16	39	14	1	0	0	0
8:45	49	0	0	0	0	0	0	0	1	11	27	10	0	0	0	0
9:00	65	0	0	1	0	0	0	2	2	12	35	12	1	0	0	0
9:15	67	0	0	1	0	0	0	0	1	13	40	12	0	0	0	0
9:30	78	0	0	0	0	0	0	0	0	12	53	12	1	0	0	0
9:45	90	0	0	0	0	0	0	1	0	9	52	28	0	0	0	0
10:00	114	0	0	0	0	0	0	0	3	15	82	14	0	0	0	0
10:15	113	0	0	0	0	0	0	0	4	26	69	13	0	1	0	0
10:30	111	0	0	0	0	0	0	1	5	25	66	14	0	0	0	0
10:45	82	0	0	0	0	0	0	0	2	15	45	20	0	0	0	0
11:00	98	0	0	0	0	0	0	0	12	25	48	13	0	0	0	0
11:15	109	0	0	0	0	0	0	0	0	32	56	20	1	0	0	0
11:30	96	0	0	0	0	0	0	0	1	30	46	19	0	0	0	0
11:45	98	0	0	0	0	0	0	0	0	12	58	27	1	0	0	0
12:00	81	0	0	0	0	0	0	0	2	13	53	12	1	0	0	0
12:15	77	0	0	0	0	0	0	0	5	17	43	12	0	0	0	0
12:30	84	0	0	0	0	0	0	0	3	16	42	20	0	0	0	0
12:45	83	0	0	0	0	0	0	0	0	22	41	20	0	0	0	0
13:00	80	0	0	0	0	0	0	1	3	22	39	13	2	0	0	0
13:15	113	0	0	0	0	0	0	2	10	33	52	16	0	0	0	0
13:30	69	0	0	0	0	0	0	0	4	10	42	11	1	1	0	0
13:45	78	0	0	0	0	0	0	2	2	19	38	12	4	1	0	0
14:00	85	0	0	0	0	0	0	0	6	17	47	15	0	0	0	0
14:15	101	0	0	0	0	0	0	2	5	31	46	15	2	0	0	0
14:30	71	0	0	0	0	0	0	0	3	17	40	11	0	0	0	0
14:45	85	0	0	0	0	0	0	0	2	34	36	12	1	0	0	0
15:00	65	0	0	0	0	0	0	0	0	14	39	11	1	0	0	0
15:15	62	0	0	0	0	0	0	0	2	15	33	12	0	0	0	0
15:30	67	0	0	0	0	0	0	0	2	14	37	13	1	0	0	0
15:45	62	0	0	0	0	0	0	0	4	12	38	7	0	0	1	0
16:00	77	0	0	0	0	0	0	2	7	17	42	8	1	0	0	0
16:15	63	0	0	0	0	0	0	1	3	17	34	8	0	0	0	0
16:30	65	0	0	0	0	0	0	0	1	9	43	12	0	0	0	0
16:45	68	0	0	0	0	0	0	1	0	11	38	15	1	0	1	1
17:00	73	0	0	0	0	0	0	0	9	17	38	8	1	0	0	0
17:15	71	0	0	0	0	0	1	1	2	19	35	13	0	0	0	0
17:30	49	0	0	0	0	0	0	0	4	12	28	5	0	0	0	0
17:45	41	0	0	0	0	0	0	0	5	7	26	3	0	0	0	0
18:00	57	0	0	0	0	0	0	0	0	20	29	8	0	0	0	0
18:15	35	0	0	0	0	0	0	0	2	7	21	3	1	0	0	1
18:30	24	0	0	0	0	0	0	0	2	7	12	3	0	0	0	0
18:45	30	0	0	0	0	0	0	0	3	21	5	1	0	0	0	0
19:00	27	0	0	0	0	0	0	0	2	3	13	8	1	0	0	0
19:15	25	0	0	0	0	0	0	0	1	3	15	5	1	0	0	0
19:30	29	0	0	0	0	0	0	0	2	2	15	7	3	0	0	0
19:45	29	0	0	0	0	0	0	0	0	10	12	6	0	1	0	0
20:00	19	0	0	0	0	0	0	1	1	3	9	5	0	0	0	0
20:15	30	0	0	0	0	0	0	1	2	5	14	6	1	0	1	0
20:30	20	0	0	0	0	0	0	0	3	6	8	5	0	0	1	0
20:45	19	0	0	0	0	0	0	0	1	4	9	3	2	0	0	0
21:00	18	0	0	0	0	0	0	0	0	7	11	0	0	0	0	0
21:15	11	0	0	0	0	0	0	1	2	1	4	3	0	0	0	0
21:30	18	0	0	0	0	0	0	0	1	9	6	2	0	0	0	0
21:45	17	0	0	0	0	0	0	0	1	2	8	6	0	0	0	0
22:00	13	0	0	0	0	0	0	0	0	4	7	2	0	0	0	0
22:15	21	0	0	0	0	0	0	1	1	4	12	3	0	0	0	0
22:30	19	0	0	0	0	0	0	0	2	14	3	0	0	0	0	0
22:45	3	0	0	0	0	1	0	0	0	2	0	0	0	0	0	0
23:00	13	0	0	0	0	0	0	0	0	3	9	1	0	0	0	0
23:15	17	0	0	0	0	0	0	0	2	7	4	4	0	0	0	0
23:30	4	0	0	0	0	0	0	0	1	1	1	1	0	0	0	0
23:45	16	0	0	0	0	0	0	0	2	4	8	2	0	0	0	0
07-19	3450	0	0	3	0	0	1	18	122	761	1916	592	30	3	2	2
06-22	3847	0	0	3	0	0	1	21	136	850	2106	677	43	4	4	2
05-00	3953	0	0	3	0	0	1	22	142	877	2161	693	43	4	4	2
00-00	42															

# Vehicle Speed Report



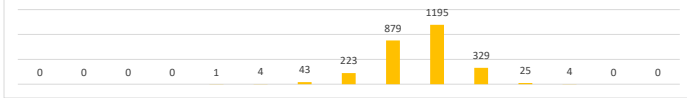
Project: 20066 - 843 John Renshaw Drive  
 Site: John Renshaw Drive  
 Start Date: 27/07/2020

1. John Renshaw Drive - -32.820722, 151.576306

Southbound

Sunday

Speed Range (kmPH) - Percentages														
Total	10-20	20-30	30-40	50-60	60-70	70-80	80-90	90-100	100-110	110-120	120-130	130-140	140-150	150-170
Percent	100.0%	0.0%	0.0%	0.0%	0.0%	0.1%	1.6%	8.8%	33.9%	43.6%	11.3%	0.7%	0.0%	0.0%



85th Percentile Speed (Both Directions) -

Speed Bins (kmPH)															
2-Aug	Total	10-20	20-30	30-40	50-60	60-70	70-80	80-90	90-100	100-110	110-120	120-130	130-140	140-150	150-170
0:00	5	0	0	0	0	0	0	1	1	0	3	0	0	0	0
0:15	7	0	0	0	0	0	0	0	0	2	5	0	0	0	0
0:30	5	0	0	0	0	0	0	0	1	2	0	1	0	0	0
0:45	4	0	0	0	0	0	0	0	0	4	0	0	0	0	0
1:00	4	0	0	0	0	0	0	0	1	1	1	0	0	0	0
1:15	5	0	0	0	0	0	0	1	1	2	1	0	0	0	0
1:30	6	0	0	0	0	0	0	1	0	3	2	0	0	0	0
1:45	3	0	0	0	0	0	0	0	1	1	0	1	0	0	0
2:00	4	0	0	0	0	0	1	0	0	0	3	0	0	0	0
2:15	7	0	0	0	0	0	0	0	0	3	3	1	0	0	0
2:30	4	0	0	0	0	0	0	0	0	2	2	0	0	0	0
2:45	2	0	0	0	0	0	0	0	0	0	2	0	0	0	0
3:00	2	0	0	0	0	0	0	0	0	0	2	0	0	0	0
3:15	7	0	0	0	0	0	0	0	1	1	3	2	0	0	0
3:30	2	0	0	0	0	0	0	0	0	1	0	1	0	0	0
3:45	3	0	0	0	0	0	0	0	1	1	1	0	0	0	0
4:00	3	0	0	0	0	0	0	0	0	2	1	0	0	0	0
4:15	8	0	0	0	0	0	0	0	0	3	2	1	1	1	0
4:30	6	0	0	0	0	0	0	0	0	1	3	2	0	0	0
4:45	12	0	0	0	0	0	0	0	1	3	5	3	0	0	0
5:00	18	0	0	0	0	0	0	0	0	3	11	3	0	1	0
5:15	18	0	0	0	0	0	0	1	0	3	8	5	1	0	0
5:30	3	0	0	0	0	0	0	0	0	1	2	0	0	0	0
5:45	13	0	0	0	0	0	0	0	0	1	6	5	0	1	0
6:00	19	0	0	0	0	0	0	0	0	3	14	0	2	0	0
6:15	17	0	0	0	0	0	0	0	0	5	10	2	0	0	0
6:30	6	0	0	0	0	0	0	0	0	3	3	0	0	0	0
6:45	17	0	0	0	0	0	0	0	0	6	5	6	0	0	0
7:00	13	0	0	0	0	0	0	0	1	3	6	2	1	0	0
7:15	21	0	0	0	0	0	0	0	0	6	9	4	2	0	0
7:30	25	0	0	0	0	0	0	0	0	6	11	8	0	0	0
7:45	19	0	0	0	0	0	0	0	2	2	13	2	0	0	0
8:00	20	0	0	0	0	0	0	0	1	3	13	3	0	0	0
8:15	26	0	0	0	0	0	0	0	0	6	18	1	1	0	0
8:30	25	0	0	0	0	0	0	0	3	7	13	2	0	0	0
8:45	22	0	0	0	0	0	0	1	1	8	9	3	0	0	0
9:00	23	0	0	0	0	0	0	0	1	4	15	3	0	0	0
9:15	42	0	0	0	0	0	0	0	5	15	16	5	1	0	0
9:30	41	0	0	0	0	0	0	0	0	16	13	11	1	0	0
9:45	52	0	0	0	0	0	0	0	4	9	30	8	1	0	0
10:00	51	0	0	0	0	0	0	0	2	18	22	8	1	0	0
10:15	57	0	0	0	0	0	0	0	1	18	32	5	1	0	0
10:30	62	0	0	0	0	0	0	0	2	20	33	6	1	0	0
10:45	63	0	0	0	0	0	0	0	0	14	41	8	0	0	0
11:00	66	0	0	0	0	0	0	0	8	20	31	7	0	0	0
11:15	49	0	0	0	0	0	0	0	4	21	18	6	0	0	0
11:30	72	0	0	0	0	0	0	0	8	17	33	14	0	0	0
11:45	66	0	0	0	0	0	0	0	3	17	30	16	0	0	0
12:00	59	0	0	0	0	0	0	0	3	21	28	7	0	0	0
12:15	63	0	0	0	0	0	0	0	2	21	30	10	0	0	0
12:30	54	0	0	0	0	0	0	0	2	23	20	6	0	0	0
12:45	68	0	0	0	0	0	0	0	2	27	34	4	1	0	0
13:00	53	0	0	0	0	0	0	0	2	18	26	6	1	0	0
13:15	47	0	0	0	0	0	0	0	4	13	22	8	0	0	0
13:30	63	0	0	0	0	0	0	3	2	21	29	8	0	0	0
13:45	50	0	0	0	0	0	0	0	5	17	20	8	0	0	0
14:00	52	0	0	0	0	0	0	0	4	19	25	4	0	0	0
14:15	65	0	0	0	0	0	0	3	13	25	21	2	1	0	0
14:30	60	0	0	0	0	0	0	8	6	22	18	6	0	0	0
14:45	51	0	0	0	0	0	0	0	1	19	21	9	0	1	0
15:00	47	0	0	0	0	0	0	0	3	15	21	8	0	0	0
15:15	71	0	0	0	0	0	0	0	1	8	35	19	8	0	0
15:30	50	0	0	0	0	0	0	1	6	17	23	3	0	0	0
15:45	46	0	0	0	0	0	0	1	10	17	16	2	0	0	0
16:00	49	0	0	0	0	0	0	0	3	16	26	4	0	0	0
16:15	50	0	0	0	0	0	0	0	0	28	18	3	1	0	0
16:30	64	0	0	0	0	0	0	1	1	20	36	3	0	0	0
16:45	44	0	0	0	0	0	2	3	6	14	13	6	0	0	0
17:00	39	0	0	0	0	0	0	0	4	15	19	1	0	0	0
17:15	50	0	0	0	0	0	0	0	10	23	15	2	0	0	0
17:30	50	0	0	0	0	0	0	6	17	19	7	1	0	0	0
17:45	41	0	0	0	0	0	0	2	10	16	11	1	1	0	0
18:00	33	0	0	0	0	1	0	1	6	11	13	1	0	0	0
18:15	31	0	0	0	0	0	0	3	7	11	7	3	0	0	0
18:30	21	0	0	0	0	0	0	0	7	5	8	1	0	0	0
18:45	26	0	0	0	0	0	0	2	4	9	9	2	0	0	0
19:00	19	0	0	0	0	0	0	0	3	4	11	1	0	0	0
19:15	18	0	0	0	0	0	0	0	3	5	7	3	0	0	0
19:30	23	0	0	0	0	0	0	1	1	7	11	2	1	0	0
19:45	23	0	0	0	0	0	0	2	8	9	4	0	0	0	0
20:00	23	0	0	0	0	0	0	0	1	6	11	5	0	0	0
20:15	12	0	0	0	0	0	0	0	1	5	6	0	0	0	0
20:30	12	0	0	0	0	0	0	0	1	3	6	2	0	0	0
20:45	13	0	0	0	0	1	0	0	0	6	5	1	0	0	0
21:00	18	0	0	0	0	0	0	0	1	3	12	1	1	0	0
21:15	14	0	0	0	0	0	0	0	5	5	4	0	0	0	0
21:30	13	0	0	0	0	0	0	0	1	8	4	0	0	0	0
21:45	10	0	0	0	0	0	0	0	2	7	1	0	0	0	0
22:00	14	0	0	0	0	0	0	0	4	7	1	2	0	0	0
22:15	7	0	0	0	0	0	0	0	2	3	11	1	0	0	0
22:30	16	0	0	0	0	0	0	0	1	7	4	4	0	0	0
22:45	7	0	0	0	0	0	0	0	5	2	0	0	0	0	0
23:00	8	0	0	0	0	0	0	1	2	0	5	0	0	0	0
23:15	12	0	0	0	0	0	0	0	3	7	2	0	0	0	0
23:30	10	0	0	0	0	0	0	0	1	2	5	2	0	0	0
23:45	5	0	0	0	0	0	0	1	0	1	2	0	1	0	0
07-19	2206	0	0	0	0	1	2	36	194	747	961	249	15	1	0
06-22	2463	0	0	0	0	1	3	37	206	809	1091	255	20	1	0
06-00	2552	0	0	0	0	1	3	39	215	838	1129	303	23	1	0
00-00	2703	0	0	0	0	1	4	43	223	879	1195	329	25	4	0

Statistics

	Avg	85th	95th
61	-	-	49
63	-	-	58
61	-	-	56
58	-	-	57
62	-	-	54
56	-	-	46
60	-	-	47
62	-	-	55
60	-	-	43
63	-	-	59
62	-	-	59
66	-	-	65
67	-	-	67
64	-	-	52
65	-	-	60
59	-	-	

# Vehicle Speed Report



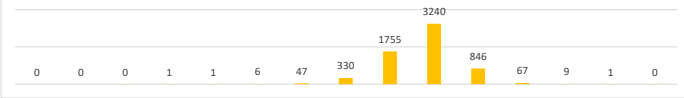
Project: 20066 - 843 John Renshaw Drive  
 Site: John Renshaw Drive  
 Start Date: 27/07/2020

1. John Renshaw Drive - 32.820722, 151.576306

Southbound

Weekday Average

Speed Range (kmPH) - Percentages																
Total	10-20	20-30	30-40	50-60	60-70	70-80	80-90	90-100	100-110	110-120	120-130	130-140	140-150	150-160	160-170	Percent
6303	0.0%	0.0%	0.0%	0.0%	0.0%	0.1%	0.9%	5.7%	29.7%	51.4%	11.5%	0.6%	0.0%	0.0%	0.0%	100.0%



85th Percentile Speed (Both Directions) WD Avg

Speed Bins (kmPH)																	
WD Avg	Total	10-20	20-30	30-40	50-60	60-70	70-80	80-90	90-100	100-110	110-120	120-130	130-140	140-150	150-160	160-170	
0:00	51	0	0	0	0	0	0	0	0	1	2	1	0	0	0	0	
0:15	7	0	0	0	0	0	0	0	0	3	3	1	0	0	0	0	
0:30	9	0	0	0	0	0	0	0	0	1	5	2	0	0	0	0	
0:45	6	0	0	0	0	0	0	0	0	1	4	1	0	0	0	0	
1:00	5	0	0	0	0	0	0	0	0	1	3	1	0	0	0	0	
1:15	6	0	0	0	0	0	0	0	0	1	4	1	0	0	0	0	
1:30	4	0	0	0	0	0	0	0	1	1	2	0	0	0	0	0	
1:45	6	0	0	0	0	0	0	0	0	3	2	1	0	0	0	0	
2:00	7	0	0	0	0	0	0	0	0	1	3	2	0	0	0	0	
2:15	8	0	0	0	0	0	0	0	1	2	4	2	0	0	0	0	
2:30	8	0	0	0	0	0	0	0	0	1	4	3	0	0	0	0	
2:45	7	0	0	0	0	0	0	0	0	2	3	2	0	0	0	0	
3:00	6	0	0	0	0	0	0	0	0	1	3	1	0	0	0	0	
3:15	21	0	0	0	0	0	0	0	1	2	9	8	1	0	0	0	
3:30	20	0	0	0	0	0	0	0	2	1	7	7	2	0	0	0	
3:45	12	0	0	0	0	0	0	0	0	3	4	3	1	0	0	0	
4:00	17	0	0	0	0	0	0	0	0	4	7	4	1	0	0	0	
4:15	39	0	0	0	0	0	0	0	1	35	18	13	1	0	0	0	
4:30	55	0	0	0	0	0	0	0	1	8	29	14	2	0	0	0	
4:45	49	0	0	0	0	0	0	0	1	8	25	13	1	0	0	0	
5:00	52	0	0	0	0	0	0	0	0	7	30	13	2	0	0	0	
5:15	103	0	0	0	0	0	0	0	3	20	60	18	2	0	0	0	
5:30	145	0	0	0	0	0	0	0	4	44	72	22	3	0	0	0	
5:45	109	0	0	0	0	0	0	0	3	25	54	22	4	1	0	0	
6:00	120	0	0	0	0	0	0	0	4	35	59	20	1	0	0	0	
6:15	140	0	0	0	0	0	0	0	6	35	75	22	2	0	0	0	
6:30	159	0	0	0	0	0	0	0	1	13	43	83	19	1	0	0	
6:45	127	0	0	0	0	0	0	0	1	2	32	71	20	2	0	0	
7:00	130	0	0	0	0	0	0	0	2	6	36	67	18	1	0	0	
7:15	126	0	0	0	0	0	0	0	0	6	38	65	16	1	0	0	
7:30	140	0	0	0	0	0	0	0	3	9	34	77	17	1	0	0	
7:45	144	0	0	0	0	0	0	0	1	9	37	76	19	1	0	0	
8:00	114	0	0	0	0	0	0	0	1	9	32	57	13	2	0	0	
8:15	117	0	0	0	0	0	0	0	0	5	23	67	15	1	0	0	
8:30	114	0	0	0	0	0	0	0	1	8	39	53	12	0	0	0	
8:45	105	0	0	0	0	0	0	0	1	5	34	53	11	1	0	0	
9:00	90	0	0	0	0	0	0	0	1	3	26	48	11	1	0	0	
9:15	88	0	0	0	0	0	0	0	1	5	23	49	9	0	0	0	
9:30	92	0	0	0	0	0	0	0	1	5	35	43	8	0	0	0	
9:45	73	0	0	0	0	0	0	0	1	3	21	38	9	1	0	0	
10:00	73	0	0	0	0	0	0	0	1	6	26	33	7	0	0	0	
10:15	83	0	0	0	0	0	0	0	1	9	28	41	5	0	0	0	
10:30	79	0	0	0	0	0	0	0	0	4	28	39	6	0	0	0	
10:45	81	0	0	0	0	0	0	0	1	5	32	37	6	0	0	0	
11:00	81	0	0	0	0	0	0	0	2	5	23	44	6	0	0	0	
11:15	82	0	0	0	0	0	0	1	1	8	24	41	7	0	0	0	
11:30	85	0	0	0	0	0	0	0	1	7	30	37	9	0	0	0	
11:45	84	0	0	0	0	0	0	0	0	6	28	42	8	0	0	0	
12:00	75	0	0	0	0	0	0	0	1	6	22	40	6	0	0	0	
12:15	98	0	0	0	0	0	0	0	1	4	29	42	10	1	0	0	
12:30	78	0	0	0	0	0	0	0	1	5	23	40	11	0	0	0	
12:45	85	0	0	0	0	0	0	0	2	4	27	43	8	1	0	0	
13:00	96	0	0	0	0	0	0	0	2	6	32	44	11	0	0	0	
13:15	101	0	0	0	0	0	0	0	1	11	34	48	7	0	0	0	
13:30	107	0	0	0	0	0	0	0	1	6	32	56	12	1	0	0	
13:45	105	0	0	0	0	0	0	0	1	6	36	51	11	0	0	0	
14:00	91	0	0	0	0	0	0	0	1	5	28	45	11	0	0	0	
14:15	112	0	0	0	0	0	0	0	0	7	35	58	9	1	0	0	
14:30	109	0	0	0	0	1	0	0	2	7	29	54	15	1	0	0	
14:45	106	0	0	0	0	0	0	0	1	5	37	51	12	0	0	0	
15:00	106	0	0	0	0	0	0	0	1	1	5	32	53	14	1	0	0
15:15	110	0	0	0	0	0	0	0	0	6	27	60	16	0	0	0	
15:30	130	0	0	0	0	0	0	0	0	8	38	69	13	1	0	0	
15:45	122	0	0	0	0	0	0	0	1	7	40	58	15	0	0	0	
16:00	116	0	0	0	0	0	0	0	2	3	30	66	15	1	0	0	
16:15	123	0	0	0	0	0	0	0	1	5	32	69	16	1	0	0	
16:30	119	0	0	0	0	0	0	0	1	2	25	76	15	0	0	0	
16:45	112	0	0	0	0	0	0	0	1	5	31	64	11	0	0	0	
17:00	107	0	0	0	0	0	0	0	0	3	32	56	14	1	0	0	
17:15	104	0	0	0	0	0	0	0	0	3	31	53	15	1	0	0	
17:30	87	0	0	0	0	0	0	0	1	5	23	49	8	0	0	0	
17:45	75	0	0	0	0	0	0	0	1	4	21	37	12	1	0	0	
18:00	61	0	0	0	0	0	0	0	0	3	17	30	10	1	0	0	
18:15	60	0	0	0	0	0	0	0	0	6	15	30	8	2	0	0	
18:30	44	0	0	0	0	0	0	0	0	2	10	21	9	1	0	0	
18:45	43	0	0	0	0	0	0	0	1	4	8	21	7	1	0	0	
19:00	39	0	0	0	0	0	0	0	0	1	9	20	7	0	0	0	
19:15	35	0	0	0	0	0	0	0	1	3	7	16	7	1	0	0	
19:30	30	0	0	0	0	0	0	0	0	2	6	17	5	0	0	0	
19:45	32	0	0	0	0	0	0	0	0	1	4	18	8	1	0	0	
20:00	32	0	0	0	0	0	0	0	0	2	8	14	7	1	1	0	
20:15	30	0	0	0	0	0	0	0	0	2	8	15	5	0	0	0	
20:30	18	0	0	0	0	0	0	0	0	1	5	9	3	1	0	0	
20:45	21	0	0	0	0	0	0	0	0	1	4	11	4	1	0	0	
21:00	17	0	0	0	0	0	0	0	0	4	9	3	0	0	0	0	
21:15	17	0	0	0	0	0	0	0	0	2	4	9	2	0	0	0	
21:30	21	0	0	0	0	0	0	0	0	2	5	9	4	0	0	0	
21:45	13	0	0	0	0	0	0	0	0	0	2	6	4	0	0	0	
22:00	17	0	0	0	0	0	0	0	0	1	3	8	4	1	0	0	
22:15	14	0	0	0	0	0	0	0	0	1	1	8	3	0	0	0	
22:30	12	0	0	0	0	0	0	0	0	0	3	7	1	0	0	0	
22:45	11	0	0	0	0	0	0	0	0	1	2	5	3	0	0	0	
23:00	11	0	0	0	0	0	0	0	0	3	6	1	0	0	0	0	
23:15	9	0	0	0	0	0	0	0	0	2	5	1	0	0	0	0	
23:30	12	0	0	0	0	0	0	0	0	2	6	2	1	0	0	0	
23:45	8	0	0	0													

# Vehicle Speed Report

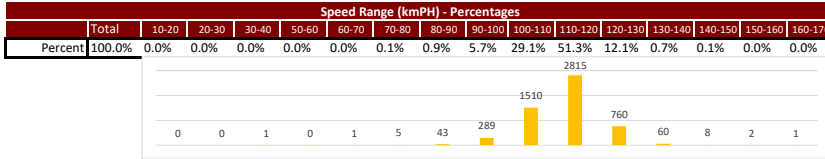


Project: 20066 - 843 John Renshaw Drive  
 Site: John Renshaw Drive  
 Start Date: 27/07/2020

1. John Renshaw Drive - 32.820722, 151.576306

Southbound

7-Day Average



85th Percentile Speed (Both Directions) 7D Avg

7D Avg	Speed Bins (kmPH)															
	Total	10-20	20-30	30-40	50-60	60-70	70-80	80-90	90-100	100-110	110-120	120-130	130-140	140-150	150-160	160-170
0:00	61	0	0	0	0	0	0	0	0	1	3	2	0	0	0	0
0:15	7	0	0	0	0	0	0	0	0	2	4	1	0	0	0	0
0:30	8	0	0	0	0	0	0	0	0	1	4	2	0	0	0	0
0:45	5	0	0	0	0	0	0	0	0	2	3	1	0	0	0	0
1:00	5	0	0	0	0	0	0	0	0	1	3	1	0	0	0	0
1:15	6	0	0	0	0	0	0	0	0	1	3	1	0	0	0	0
1:30	5	0	0	0	0	0	0	0	0	1	2	1	0	0	0	0
1:45	6	0	0	0	0	0	0	0	0	1	2	3	1	0	0	0
2:00	6	0	0	0	0	0	0	0	0	1	3	1	0	0	0	0
2:15	8	0	0	0	0	0	0	0	0	2	4	1	0	0	0	0
2:30	6	0	0	0	0	0	0	0	0	1	3	2	0	0	0	0
2:45	6	0	0	0	0	0	0	0	0	2	2	2	1	0	0	0
3:00	5	0	0	0	0	0	0	0	0	1	3	1	0	0	0	0
3:15	17	0	0	0	0	0	0	0	0	1	2	7	6	1	0	0
3:30	16	0	0	0	0	0	0	0	0	1	6	6	2	0	0	0
3:45	10	0	0	0	0	0	0	0	0	3	4	3	1	0	0	0
4:00	13	0	0	0	0	0	0	0	0	3	6	3	1	0	0	0
4:15	31	0	0	0	0	0	0	0	0	1	4	15	10	1	0	0
4:30	43	0	0	0	0	0	0	0	0	1	4	17	10	1	0	0
4:45	40	0	0	0	0	0	0	0	0	1	7	23	11	2	0	0
5:00	43	0	0	0	0	0	0	0	0	6	25	11	1	0	0	0
5:15	80	0	0	0	0	0	0	0	2	16	45	14	2	0	0	0
5:30	108	0	0	0	0	0	0	0	3	32	53	17	2	0	0	0
5:45	84	0	0	0	0	0	0	0	2	19	42	18	3	1	0	0
6:00	92	0	0	0	0	0	0	0	3	26	46	16	2	0	0	0
6:15	108	0	0	0	0	0	0	0	4	27	58	16	1	0	0	0
6:30	120	0	0	0	0	0	0	0	1	9	32	62	16	1	0	0
6:45	98	0	0	0	0	0	0	0	1	25	54	16	1	0	0	0
7:00	101	0	0	0	0	0	0	0	1	4	27	52	15	1	0	0
7:15	100	0	0	0	0	0	0	0	4	30	52	13	1	0	0	0
7:30	111	0	0	0	0	0	0	0	2	6	27	61	14	1	0	0
7:45	112	0	0	0	0	0	0	0	1	7	28	59	16	1	0	0
8:00	92	0	0	0	0	0	0	0	1	7	24	47	11	2	0	0
8:15	96	0	0	0	0	0	0	0	3	22	56	13	1	0	0	0
8:30	95	0	0	0	0	0	0	0	1	7	21	45	11	0	0	0
8:45	85	0	0	0	0	0	0	0	1	4	27	43	9	0	0	0
9:00	77	0	0	0	0	0	0	0	1	3	21	41	10	1	0	0
9:15	78	0	0	0	0	0	0	0	4	20	43	9	0	0	0	0
9:30	83	0	0	0	0	0	0	0	1	3	29	40	9	1	0	0
9:45	72	0	0	0	0	0	0	0	1	2	18	39	12	1	0	0
10:00	76	0	0	0	0	0	0	0	5	23	39	8	0	0	0	0
10:15	84	0	0	0	0	0	0	0	1	7	26	44	6	0	0	0
10:30	81	0	0	0	0	0	0	0	4	27	42	7	0	0	0	0
10:45	79	0	0	0	0	0	0	0	1	4	27	39	9	0	0	0
11:00	82	0	0	0	0	0	0	0	1	7	23	43	7	0	0	0
11:15	81	0	0	0	0	0	0	0	1	0	6	25	40	9	0	0
11:30	85	0	0	0	0	0	0	0	1	6	28	38	11	0	0	0
11:45	83	0	0	0	0	0	0	0	5	24	42	12	0	0	0	0
12:00	74	0	0	0	0	0	0	0	1	5	21	40	7	0	0	0
12:15	93	0	0	0	0	0	0	0	1	4	26	41	10	1	0	0
12:30	75	0	0	0	0	0	0	0	1	4	23	37	11	0	0	0
12:45	82	0	0	0	0	0	0	0	1	3	26	42	9	0	0	0
13:00	88	0	0	0	0	0	0	0	2	5	28	41	11	1	0	0
13:15	95	0	0	0	0	0	0	0	1	10	31	45	9	0	0	0
13:30	96	0	0	0	0	0	0	0	1	5	27	50	11	1	0	0
13:45	93	0	0	0	0	0	0	0	1	5	31	45	11	1	0	0
14:00	85	0	0	0	0	0	0	0	1	5	25	43	10	0	0	0
14:15	103	0	0	0	0	0	0	0	1	8	33	51	9	1	0	0
14:30	96	0	0	0	0	0	0	0	2	7	26	47	13	1	0	0
14:45	95	0	0	0	0	0	0	0	4	34	44	12	0	0	0	0
15:00	92	0	0	0	0	0	0	0	1	4	27	47	13	1	0	0
15:15	97	0	0	0	0	0	0	0	5	27	50	14	0	0	0	0
15:30	109	0	0	0	0	0	0	0	7	32	58	12	1	0	0	0
15:45	103	0	0	0	0	0	0	0	1	7	33	49	12	0	0	0
16:00	101	0	0	0	0	0	0	0	1	4	26	57	12	1	0	0
16:15	104	0	0	0	0	0	0	0	1	4	29	56	13	1	0	0
16:30	103	0	0	0	0	0	0	0	1	2	23	65	13	0	0	0
16:45	96	0	0	0	0	0	0	0	1	4	25	53	11	0	0	0
17:00	93	0	0	0	0	0	0	0	4	28	48	11	1	0	0	0
17:15	91	0	0	0	0	0	0	0	4	28	45	13	1	0	0	0
17:30	76	0	0	0	0	0	0	0	1	7	21	40	7	0	0	0
17:45	65	0	0	0	0	0	0	0	1	5	18	32	9	1	0	0
18:00	56	0	0	0	0	0	0	0	3	17	27	8	0	0	0	0
18:15	53	0	0	0	0	0	0	0	1	6	13	25	6	1	0	0
18:30	38	0	0	0	0	0	0	0	3	9	18	7	0	0	0	0
18:45	39	0	0	0	0	0	0	0	1	4	7	19	6	1	0	0
19:00	34	0	0	0	0	0	0	0	2	8	18	6	0	0	0	0
19:15	31	0	0	0	0	0	0	0	3	6	15	6	1	0	0	0
19:30	29	0	0	0	0	0	0	0	2	6	16	5	1	0	0	0
19:45	31	0	0	0	0	0	0	0	1	6	16	7	1	0	0	0
20:00	29	0	0	0	0	0	0	0	2	7	13	6	1	1	0	0
20:15	27	0	0	0	0	0	0	0	1	6	13	5	0	0	0	0
20:30	33	0	0	0	0	0	0	0	1	2	18	8	3	0	0	0
20:45	19	0	0	0	0	0	0	0	1	3	10	4	1	0	0	0
21:00	17	0	0	0	0	0	0	0	0	4	10	3	0	0	0	0
21:15	16	0	0	0	0	0	0	0	1	4	7	3	0	0	0	0
21:30	19	0	0	0	0	0	0	0	2	5	9	4	0	0	0	0
21:45	13	0	0	0	0	0	0	0	0	2	7	4	0	0	0	0
22:00	16	0	0	0	0	0	0	0	1	3	8	4	1	0	0	0
22:15	16	0	0	0	0	0	0	0	1	2	9	3	0	0	0	0
22:30	14	0	0	0	0	0	0	0	0	4	8	2	0	0	0	0
22:45	9	0	0	0	0	0	0	0	0	2	4	2	0	0	0	0
23:00	11	0	0	0	0	0	0	0	1	2	7	1	0	0	0	0
23:15	11	0	0	0	0	0	0	0	1	3	5	1	0	0	0	0
23:30	10	0	0	0	0	0	0	0	1	2	5	2	1	0	0	0
23:45	9	0	0	0	0	0	0	0	0	2	4	2	0	0	0	0
07-19	4130	0	0	1	0	1	4	37	235	1201	2120	501	28	2	0	1
06-22	4831	0	0	1	0	1	5	41	268	1371	2480	620	39			