

NOT TO SCALE
FOR INFORMATION
ONLY
DATE: 20.08.07

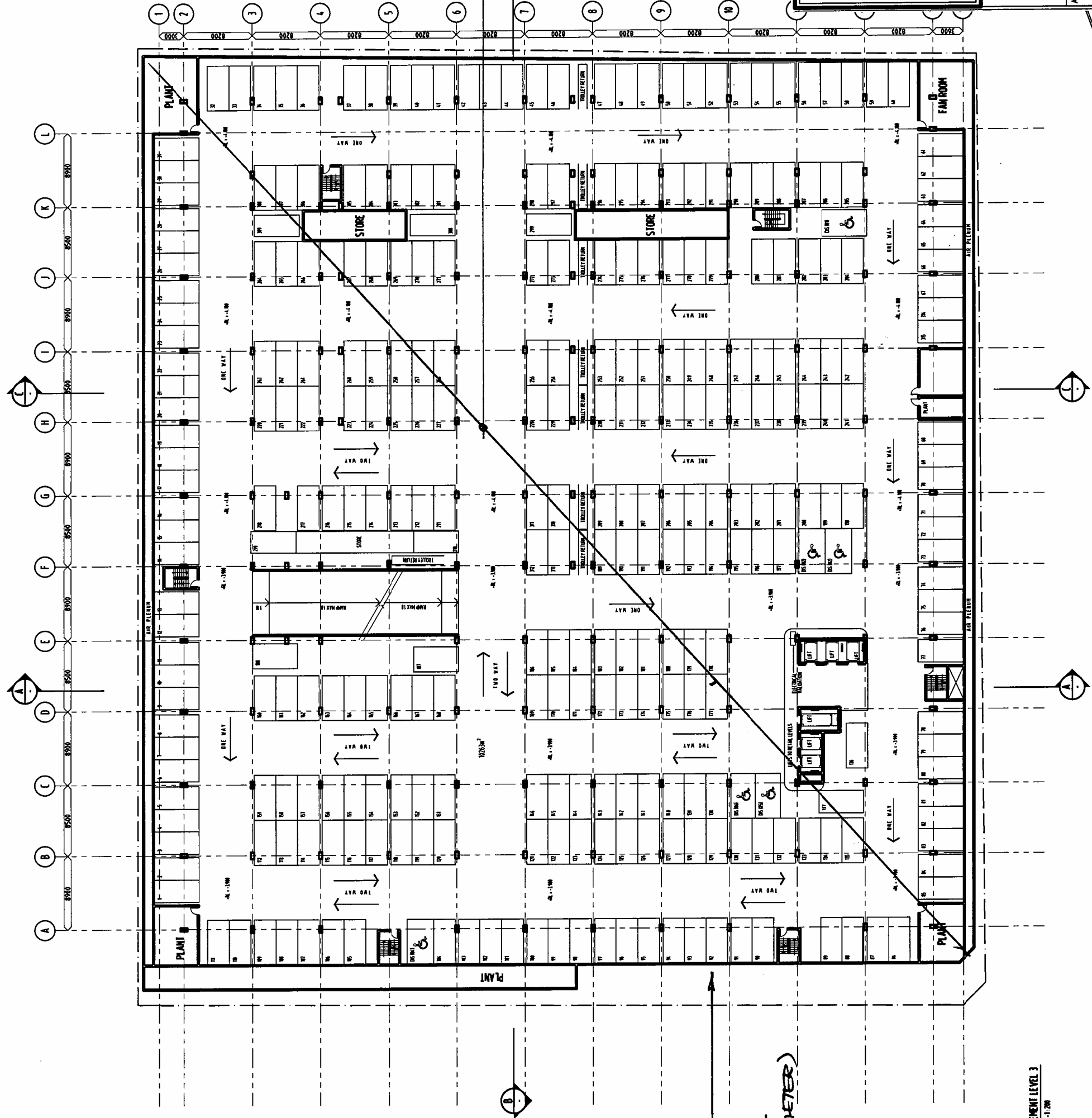
CAR PARK:
350THK STRUCTURAL
ZONE.

J.J. MARINO & ASSOCIATES
Consulting Engineers

UNIT 6, 100 MARKET STREET
WOLLONGONG NSW 2500 AUSTRALIA
PO BOX 880
WOLLONGONG NSW 2520
Tel: 61 2 4228 5665
Fax: 61 2 4228 0342
EMAIL: john@jjmarino.com.au

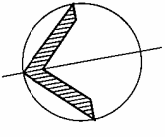
DWYERS REDEVELOPMENT
LEVEL 3 BASEMENT
STRUCTURAL THICKNESS ZONES

APPROVED FOR CONSTRUCTION	DATE	SCALE
	20.08.07	
	DRAWN	DESIGNED
JOB No.	DRAWING No.	ISSUE
07-104	DWYERS/SKI	



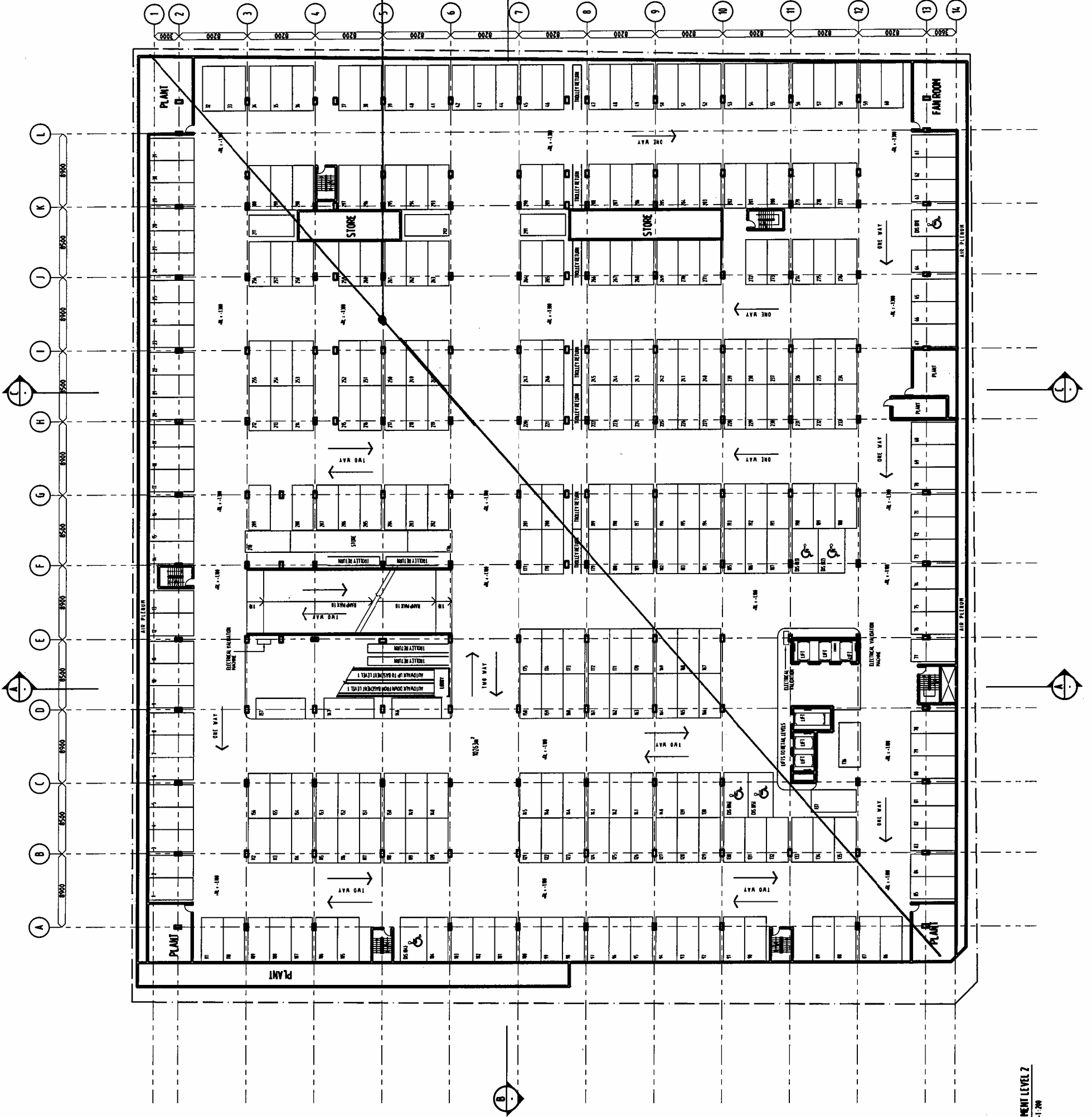
ALLOW 600WIDE
ZONE FOR
SHORING WALL
SYSTEM. (TYPICAL
FOR ENTIRE PERIMETER)

BASEMENT LEVEL 3
SCALE: 1:20



NOTE: CONSULT THE ARCHITECT FOR ANY INFORMATION REGARDING THE PROJECT. THIS DRAWING IS FOR INFORMATION ONLY.

CARPARK
350 STRUCTURAL ZONE.



BASEMENT LEVEL 2
SCALE: 1:200

J.J. MARINO & ASSOCIATES

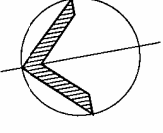
Consulting Engineers

UNIT 6, 100 MARKET STREET
WOLLONGONG NSW 2500 AUSTRALIA
PO BOX 880
WOLLONGONG NSW 2520
Tel: 61 2 4228 5665
Fax: 61 2 4228 0342
EMAIL: john@jjmarino.com.au

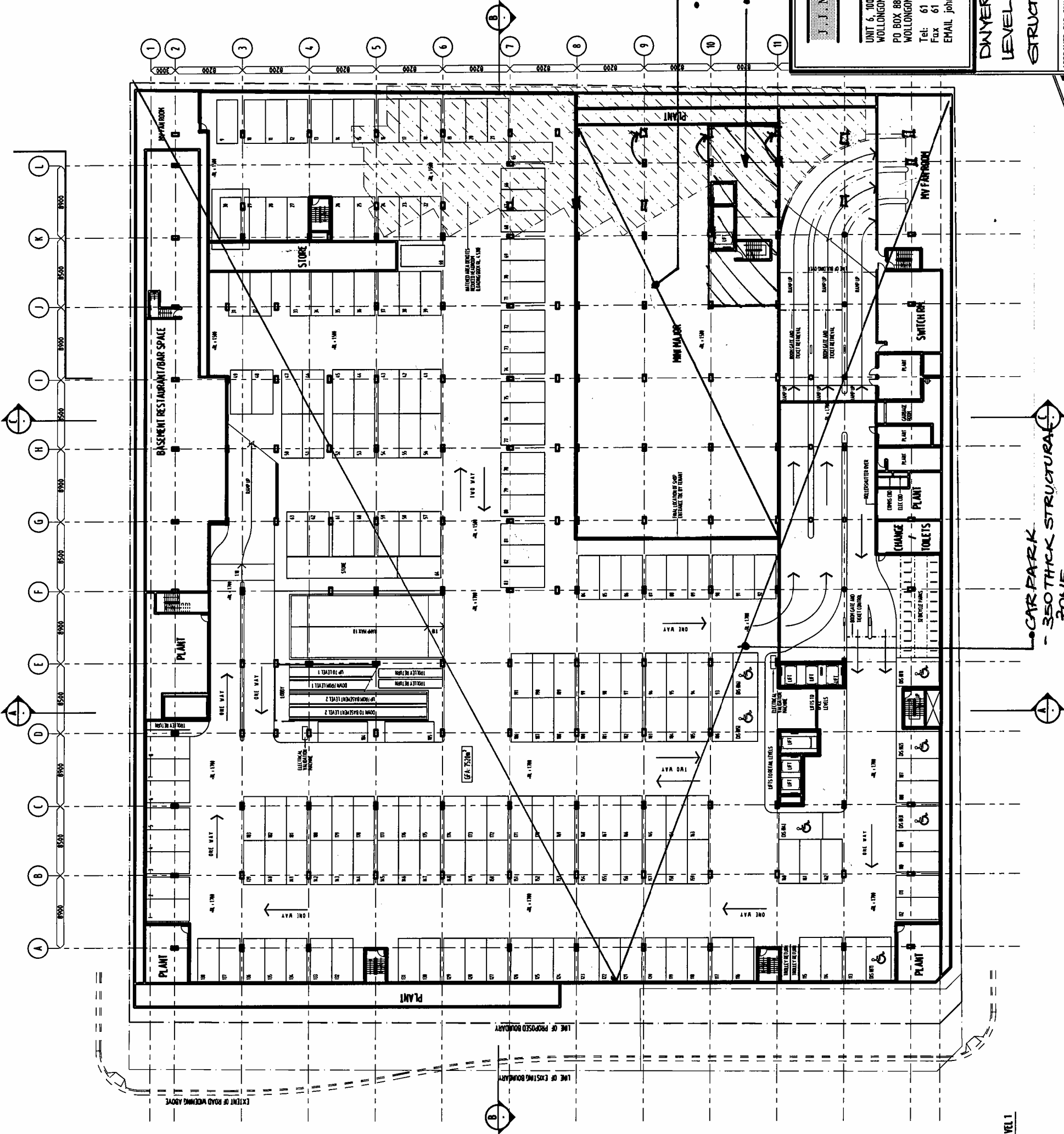
**DWYERS REDEVELOPMENT
LEVEL 2 BASEMENT
STRUCTURAL THICKNESS ZONES**

APPROVED FOR CONSTRUCTION	DATE: 20-08-07	SCALE	ISSUE
	DRAWN: LR	DESIGNED	
JOB No: 07-104	DRAWING No: DWYERS / SKZ		

10



NOT TO SCALE
FOR INFORMATION
ONLY
FOR INFORMATION ONLY



MINI MAJOR
• 400 THK STRUCTURAL ZONE.
• 600THK ZONE UNDER LIFT SHAFT. (TRANSFER ZONE)

J.J. MARINO & ASSOCIATES
Consulting Engineers
UNIT 6, 100 MARKET STREET
WOLLONGONG NSW 2500 AUSTRALIA
PO BOX 880
WOLLONGONG NSW 2570
Tel: 61 2 4228 5665
Fax: 61 2 4228 0342
EMAIL: john@jjmarino.com.au

**DWYERS REDEVELOPMENT
LEVEL 1 BASEMENT
STRUCTURAL THICKNESS ZONES**

APPROVED FOR CONSTRUCTION	DATE	SCALE
	20.08.07	DESIGNED
	DRAWN	DESIGNED
JOB No.	DRAWING No.	ISSUE
07-104	DWYERS / SK3	

BASEMENT LEVEL 1
SCALE: 1:100

CAR PARK
- 350 THK STRUCTURAL ZONE
• PLANT / SWITCH / FAN ROOMS
• 380 THK STRUCTURAL ZONE

700THICK STRUCTURAL
(TRANSFER) ZONE

RETAIL ZONE:
400 THICK
STRUCTURAL ZONE.

STORAGE AREA
1500 THK
STRUCTURAL ZONE
(TRANSFER ZONE)

DENOTES
COLUMN OVER
DWYER'S SITE

DENOTES
COLUMN UNDER

CONCEPT PLANS

LEVEL 2 FLOOR PLAN

REVISIONS: 01/08/07
DATE: 01/08/07
DRAWN BY: JAH

PRELIMINARY
NOT TO BE USED FOR CONSTRUCTION

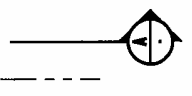
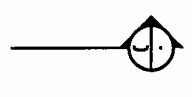
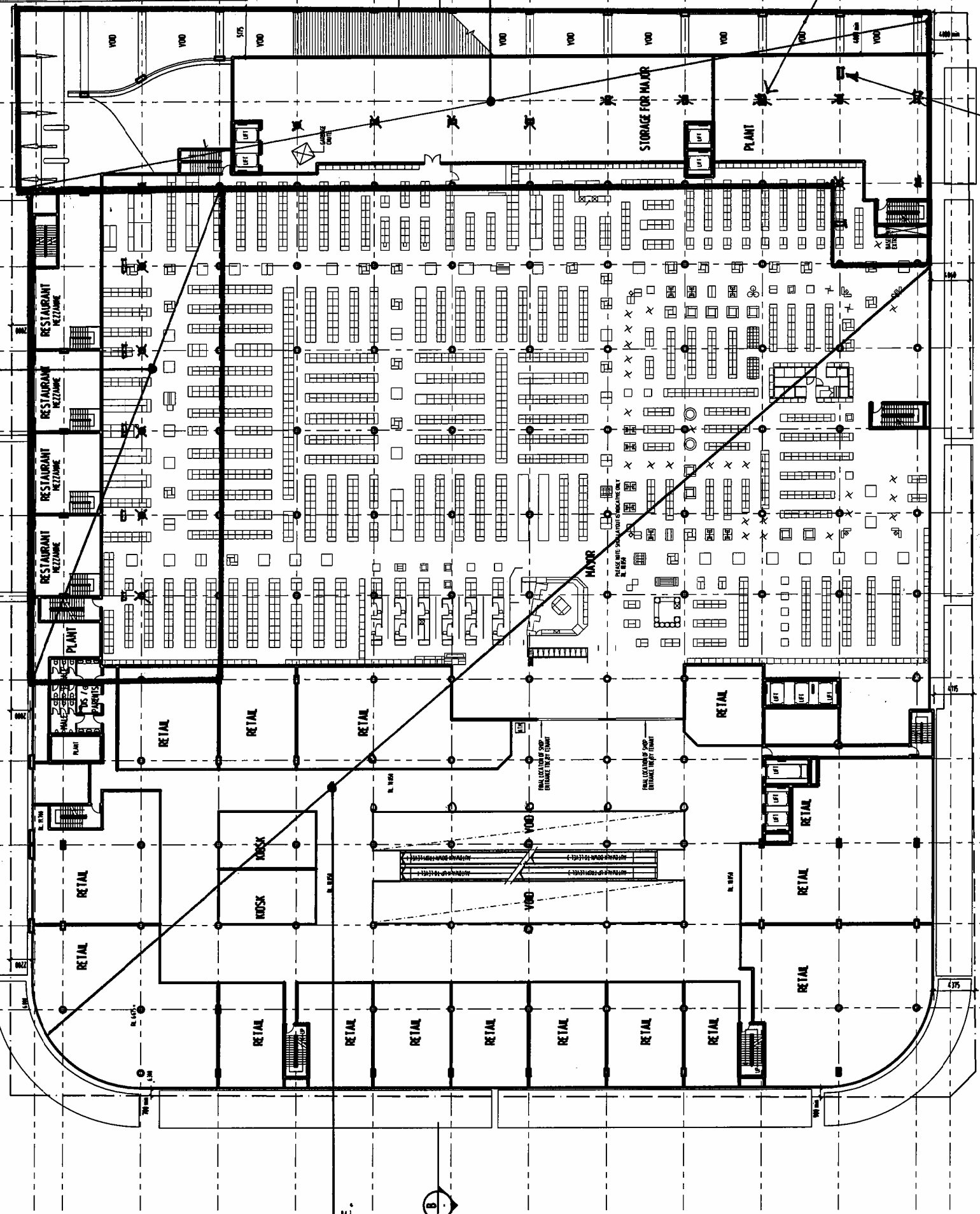
1:200 @ B1
FEB 07
665,395
A-DA-2706 C

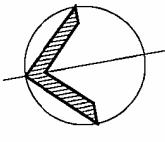
LEVEL 2 FLOOR PLAN
SCALE: 1:200

J.J. MARINO & ASSOCIATES
Consulting Engineers

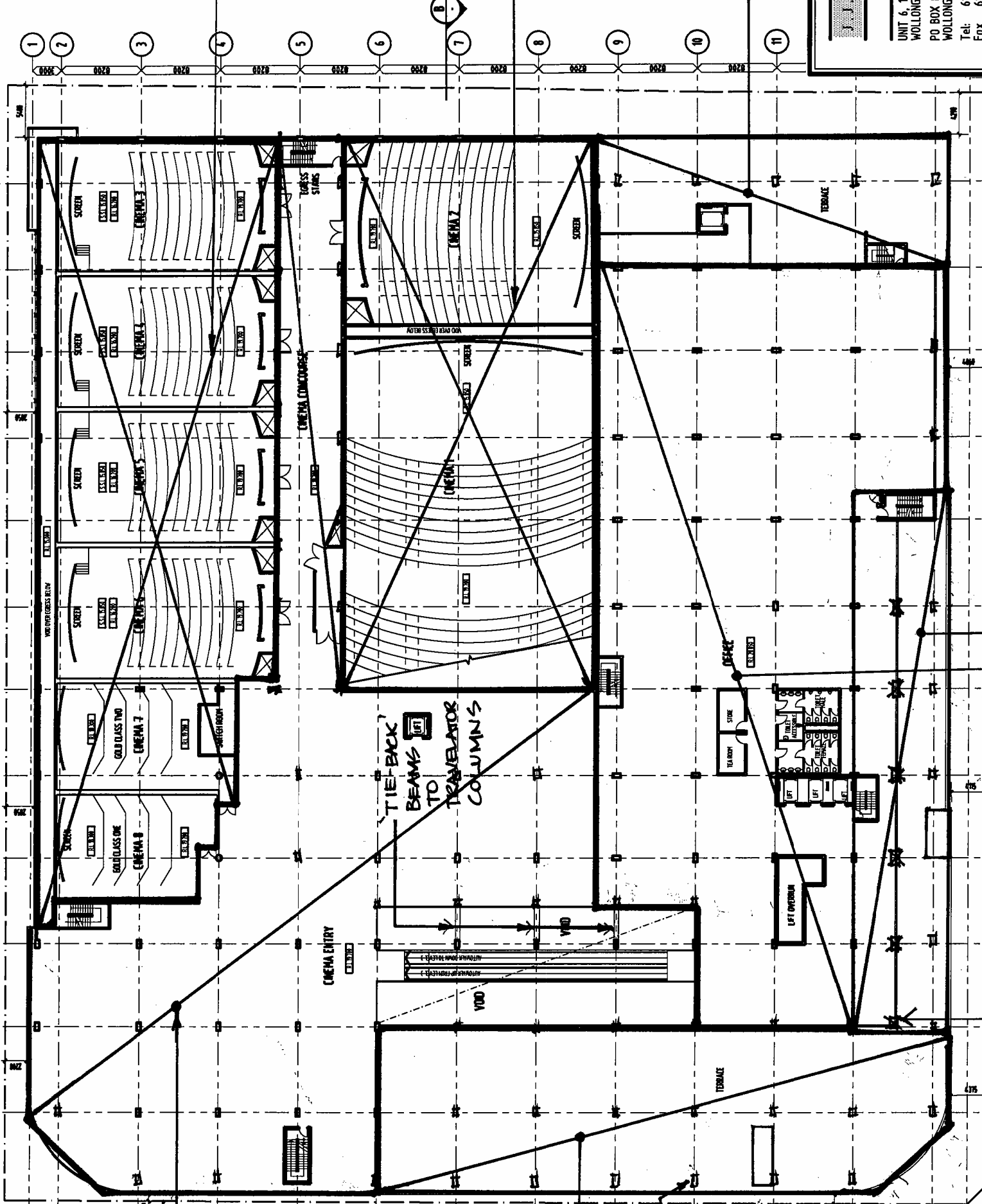
UNIT 6, 100 MARKET STREET
WOLLONGONG NSW 2500 AUSTRALIA
PO BOX 880
WOLLONGONG NSW 2520
Tel: 61 2 4228 5665
Fax: 61 2 4228 0342
EMAIL: john@jjmarino.com.au

DWYERS REDEVELOPMENT LEVEL 2	
STRUCTURAL THICKNESS ZONES	
APPROVED FOR CONSTRUCTION	DATE: 20.08.07
SCALE	DESIGNED
JOB No. 07-104	DRAWING No. DWYERS / SK5
ISSUE	





PROJ. ENGINEER
J.J. MARINO & ASSOCIATES
CONSULTING ENGINEERS



CINEMA ENTRY / CONCOURSE
400 THK STRUCTURAL ZONE

TERRACE -
400 THK STRUCTURAL
ZONE

COLUMNS
UNDER
TYPICAL.

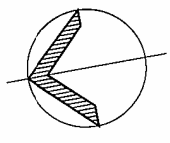
LEVEL 4 FLOOR PLAN
SCALE: 1:100

J.J. MARINO & ASSOCIATES
Consulting Engineers
UNIT 6, 100 MARKET STREET
WOLLONGONG NSW 2500 AUSTRALIA
PO BOX 880
WOLLONGONG NSW 2570
Tel: 61 2 4228 5665
Fax: 61 2 4228 0342
EMAIL: john@jjmarino.com.au

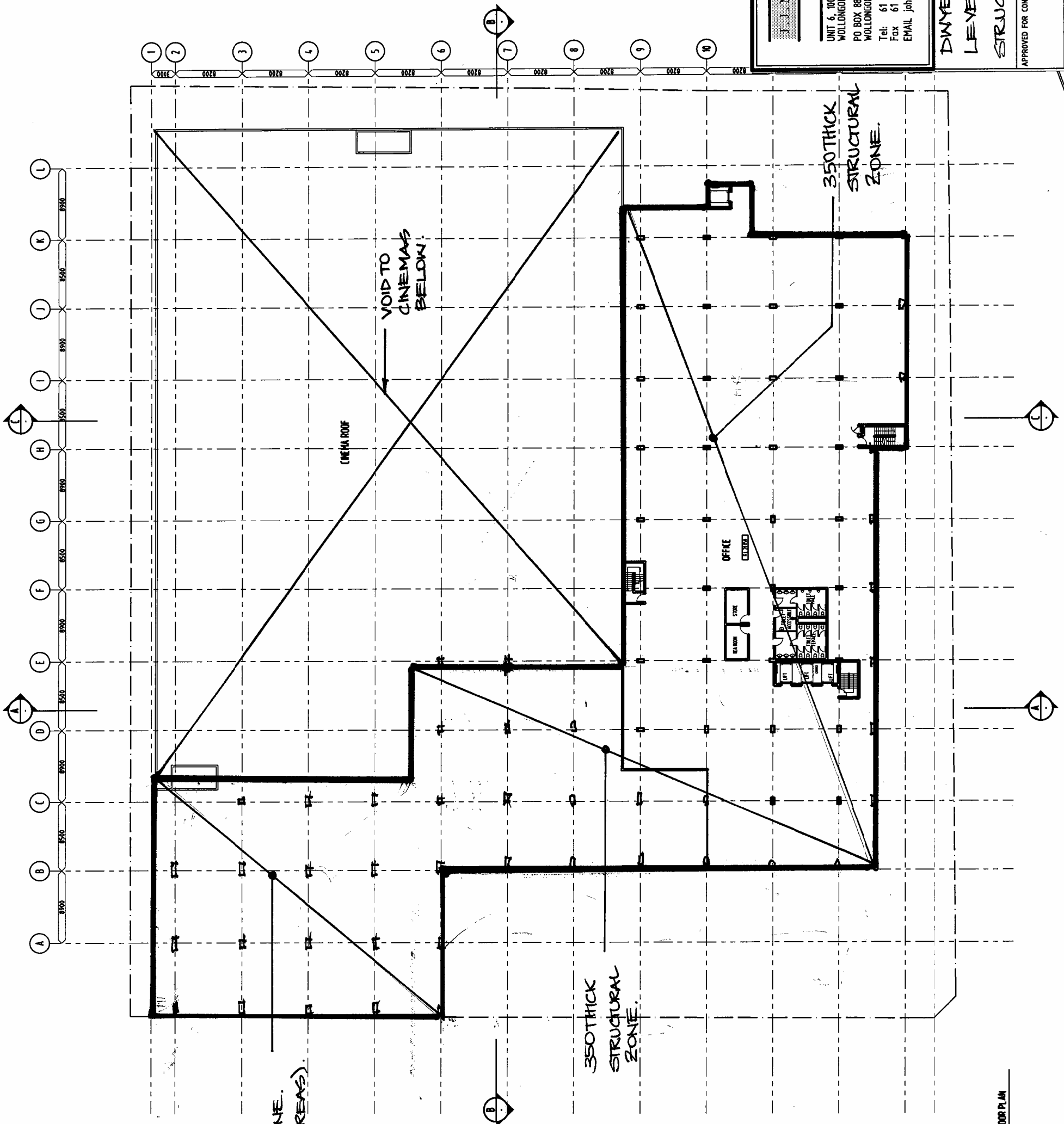
DWYERS REDEVELOPMENT
LEVEL 4
STRUCTURAL THICKNESS ZONES

APPROVED FOR CONSTRUCTION	DATE	SCALE
DRAWN	DESIGNED	ISSUE
JOB No.	DRAWING No.	ISSUE
07-104	DWYERS / SK7	

TRANSFER BEAM ZONE
550 THK STRUCTURAL ZONE
OFFICE -
350 THK STRUCTURAL ZONE



SCALE: 1:200
DATE: 08/08/07



350 THICK
STRUCTURAL ZONE.
(COMMERCIAL AREAS)

350 THICK
STRUCTURAL
ZONE

350 THICK
STRUCTURAL
ZONE.

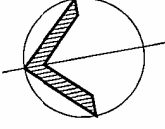
LEVEL 5 FLOOR PLAN
SCALE: 1:200

J.J. MARINO & ASSOCIATES
Consulting Engineers

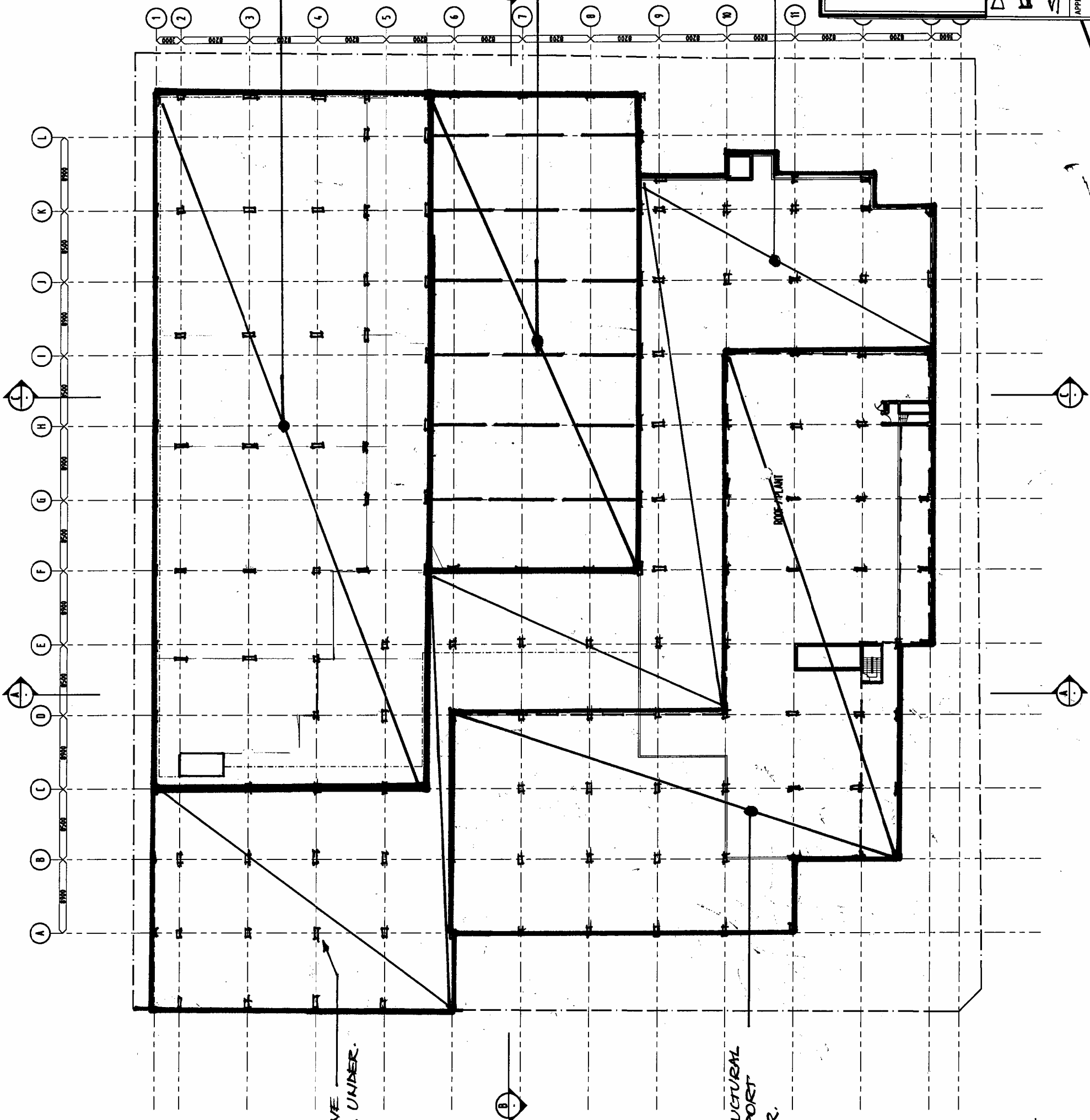
UNIT 6, 100 MARKET STREET
WOLLONGONG NSW 2500 AUSTRALIA
PO BOX 880
WOLLONGONG NSW 2520
Tel: 61 2 4228 5665
Fax: 61 2 4228 0342
EMAIL: john@jmarino.com.au

DWYERS REDEVELOPMENT
LEVEL 5
STRUCTURAL THICKNESS ZONES

APPROVED FOR CONSTRUCTION	SCALE	DESIGNED	ISSUE
DWYERS	08.07	DWYERS	DWYERS
DRAWN			
JOB No.	DRAWING No.		
07-104	DWYERS/SK8		



PROJECT: 07-104 REDEVELOPMENT OF THE OLD BANK BUILDING FOR REDEVELOPMENT
DATE: 20-08-07
SCALE: AS SHOWN



700 THK STRUCTURAL ZONE.
STEEL PRIMARY BEAMS (EAST-WEST) +
SECONDARY BEAMS @ 2000MAX CTRS +
150 THK BONDEK SLAB.

2000MM DEEP STEEL TRUSSES (NORTH-SOUTH) +
SECONDARY BEAMS @ 2000MAX CTRS +
150 THK BONDEK SLAB.

400 THK STRUCTURAL ZONE FOR TYPICAL ROOF SLAB.

INDICATIVE COLUMNS UNDER. (TYPICAL)

600 THK STRUCTURAL ZONE TO SUPPORT TOWER(S) OVER.

ROOF PLAN
SCALE: 1:200

J.J. MARINO & ASSOCIATES
Consulting Engineers
UNIT 6, 100 MARKET STREET
WOLLONGONG NSW 2500 AUSTRALIA
PO BOX 880
WOLLONGONG NSW 2520
Tel: 61 2 4228 5665
Fax: 61 2 4228 0342
EMAIL: john@jmarino.com.au

DWYERS REDEVELOPMENT
ROOF LEVEL
STRUCTURAL THICKNESS ZONES

APPROVED FOR CONSTRUCTION	DATE	SCALE
	20-08-07	
	DRAWN	DESIGNED
JOB No.	DRAWING No.	ISSUE
07-104	DWYERS/SK	

