








Legend

 Permanent farm style timber post and wire fence pedestrian access through fence gaps and bollards will be installed to control pedestrian movement where desired. Vehicular access gained through padlocked gates for maintenance purposes.

 Temporary timber and star picket combination fence with 3- 4 strand wire. Gates to be installed to correspond where access is required for maintenance. Fencing will be progressively removed as each civil construction stage ceases

-  Stage 1
-  Stage 2
-  Stage 3
-  Stage 4
-  Stage 5

Rehabilitation and strengthening of existing native vegetation areas

updated plan
 Issued Jan 2018

Source: Anne Harrison Landscape Architect Plan 8 - Landscape Staging

