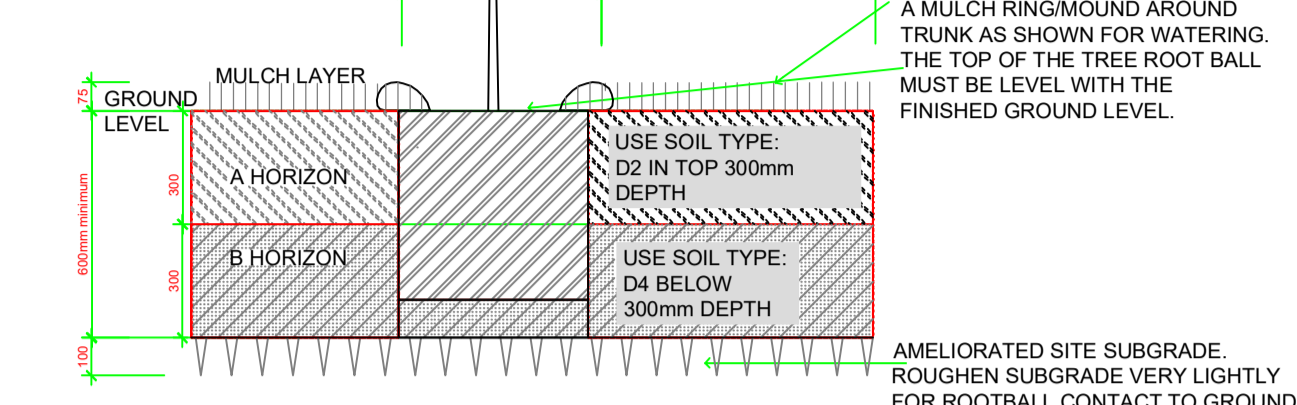


THOROUGHLY SOAK THE ROOTBALL OF TREE WITH FRESH WATER BEFORE TAKING OFF POT OR BAG. WHEN PLANTING HOLE IS COMPLETE USE A SHARP SPADE TO SHAVE OFF 20-50mm OF THE SIDES AND BASE OF ROOTBALL (TO ROOT PRUNE IT) BEFORE CAREFULLY PLACING INTO PLANTING HOLE. IF NORTH POINT IS MARKED ON THE TREE, ENSURE ORIENTATION IS CORRECT WITH NORTH MARKING TO THE NORTH. REMOVE ANY STAKES, TIES AND LABELS. WATER THE ROOT BALL THOROUGHLY. TOP OF ROOTBALL IS TO FINISH FLUSH WITH TOP OF SOIL LEVEL.

TREE SIZE AND QUALITY TO BE TO NATSPEC STANDARD. SPECIES IS TO BE AS PER PLAN AND PLANT SCHEDULE. ENSURE ONLY HEALTHY AND VIGOROUS, DISEASE FREE, WELL MAINTAINED PLANTS ARE USED. TAKE CARE TO ENSURE FOLIAGE, BRANCHES, TRUNKS AND ROOT CROWNS ARE NOT DAMAGED BEFORE, DURING AND AFTER PLANTING. ENSURE OPTIMUM MAINTENANCE AND ESTABLISHMENT OF TREES OCCURS AS SOON AS THEY ARE AT SITE.

MULCH 75mm AS SPECIFIED. MAKE A MULCH RING/MOUND AROUND TRUNK AS SHOWN FOR WATERING. THE TOP OF THE TREE ROOT BALL MUST BE LEVEL WITH THE FINISHED GROUND LEVEL.

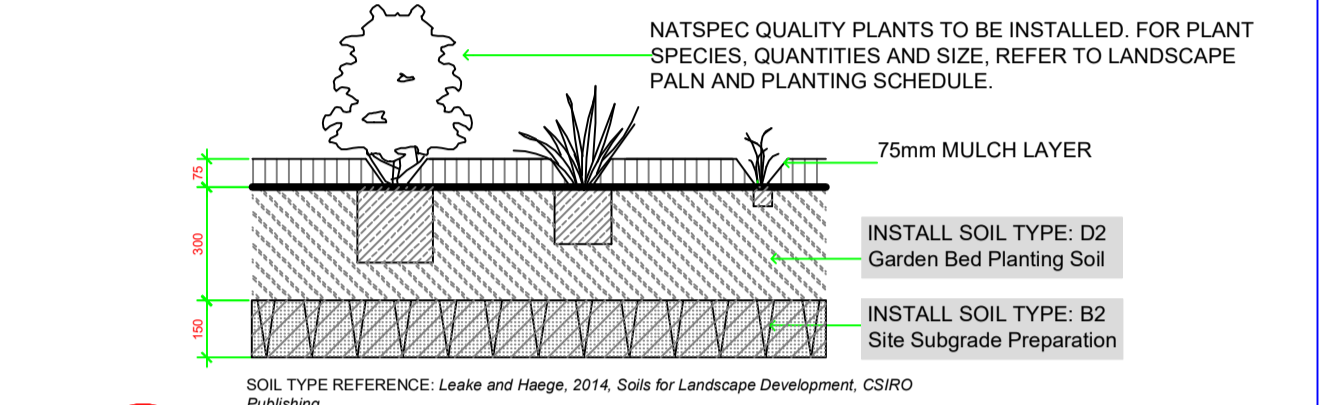
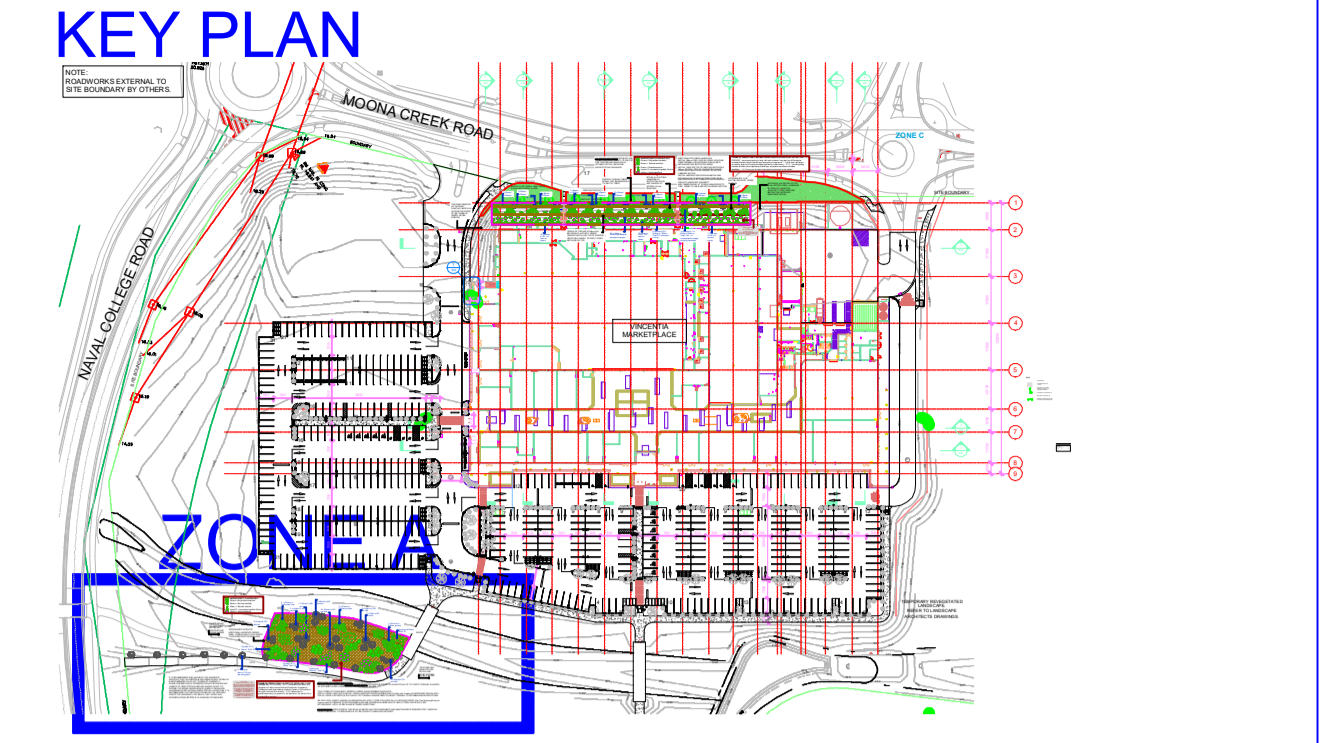
AMELIORATED SITE SUBGRADE. ROUGHEN SUBGRADE VERY LIGHTLY FOR ROOTBALL CONTACT TO GROUND. ENSURE ADEQUATE DRAINAGE.



SOIL TYPE REFERENCE: Leake and Haeghe, 2014, Soils for Landscape Development, CSIRO Publishing.

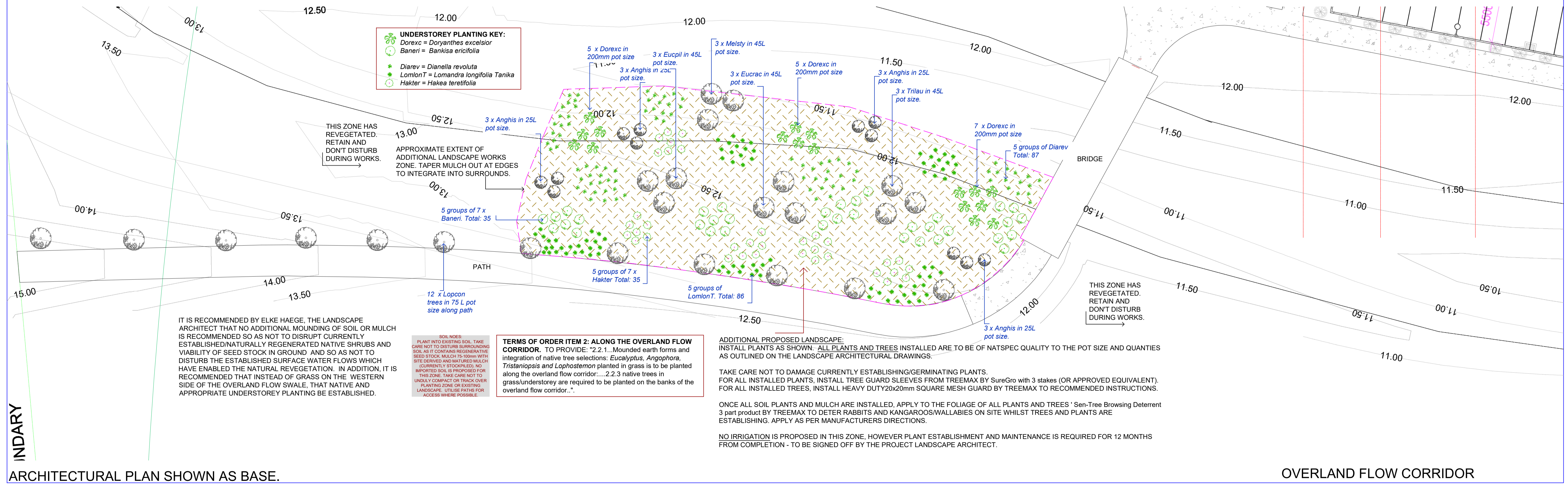
01 45L TO 100L TREE PLANTING ON GRADE
501 SCALE 1:20

Vincentia Woolworths Landscape Drawing Package
L_101 Landscape Plan for Moona Creek Embankment, notes, Planting Schedule, Cross Section . 1:200 at A1
L_102 Landscape Plan for Overland Flow zone, notes, Planting Schedule, Tree and shrub planting detail. 1:200 at A1



03 SHRUB, GRASS & GROUNDCOVERS ON GRADE
501 SCALE 1:20

Client: Fabcot Pty Ltd Client contact: G. Lucas Project Reference number: 1710_e Landscape Architect: Elke Haeghe Landscape Architect			Date: 8th November 2017			
Symbol	Botanic Name	Common Name	Size in Context (height x width) (m)	Installation Pot Size	Native, Native cv. Or exotic	Quantity
Additional planting along the Overland Flow Corridor						
Proposed Trees						
Melsty	<i>Melaleuca styphelioides</i>	Prickly paperbark	4 x 2.5	45L	Native	3
Lopcon	<i>Lophostemon confertus</i>	Brush Box	7 x 4	75L	Native	12
Anghis	<i>Angophora hispida</i>	Dwarf Appl	4 x 3	25L	Native	12
Epil	<i>Eucalyptus pilularis</i>	Blackbutt	10 x 3	45L	Native	3
Erace	<i>Eucalyptus racemosa</i>	Narrow leaf scribbly gum	10 x 3	45L	Native	3
Trilau	<i>Tristaniopsis laurina</i>	Water Gum	6 x 4	45L	Native	3
Understorey Planting						
Dorexc	<i>Doryanthes excelsior</i>	Gymea Lilly	1.5-3 x 1.5	45L	native	17
Baneri	<i>Banksia ericifolia</i>	Heath banksia Giant Can	0.7 x 0.5	200mm	Native	35
Hakter	<i>Hakea teretifolia</i>	Dagger Hakea	1 x 1	200mm	Native	35
Diarev	<i>Dianella revoluta</i>	Black Anther Flax Lily	0.8 x 0.8	200mm	native	87
LomlonT	<i>Lomandra longifolia 'Tanika'</i>	Matting Lomandra	0.6 x 1.1	100mm	Native cv.	86



© 2017 Elke Haeghe Landscape Architects A.B.N. 32828038804 All rights reserved. This drawing is copyright and shall not be reproduced or copied in any form or by any means (graphic, electronic or mechanical including photocopy) without the written permission of Elke Haeghe Landscape Architects. Any license, expressed or implied, to use this document for any purpose whatsoever is restricted to the terms of the written agreement between Elke Haeghe Landscape Architects and the instructing party.
Registered Landscape Architect AILA (#001539)
The contractor shall check and verify all work on site (including work by others) before commencing the landscape installation. Any discrepancies are to be reported to the Project Manager or Landscape Architect prior to commencing work. Do not scale this drawing. Any required dimensions not shown must be referred to the Landscape Architect for confirmation. The Contractor must not construct from this drawing unless it marked 'Issue for Construction'. The Contractor acknowledges this drawing may be one of a number of drawings which together document the landscape design and works.

Issue	Revision Description	Drawn	Check	Date
A	Additional proposed landscape	EDH	EDH	08.11.17

LEGEND

- Proposed tree
- Existing tree proposed for retention
- Coir logs. 300mm diameter
- Shrubs, hedges, screen plants
- Plants (Refer to Plant Schedule)
- Proposed extent of works.
- Mulch.
- Temporary Fencing during establishment



Additional Proposed Landscape

Client:
Fabcot Pty Ltd
Architect:
+trg Queensland Pty Ltd

Project:
Vincentia Market Place,
Moona Creek Road, Vincentia

Drawing Name:
Landscape Architectural
Additional Planting Plan. Zone A

This plan forms part of the additional landscape planting package

Scale: 1: 200 @A1

Scale bar: 0 1 2 4 6 10m

Drawn: EDH
Approved: EDH

Job Number: 1710_e
Drawing Number: L_102
Issue: A