


Cumberland Country Golf Club - Display Suite

Landscape Architecture

DWG	DRAWING TITLE	SCALE
LA00	COVER SHEET	N/A
LA01	LANDSCAPE AND PLANTING PLAN	1:200
LD01	LANDSCAPE DETAILS	AS SHOWN

PLANT SCHEDULE					
ID	BOTANICAL NAME	COMMON NAME	MATURE HEIGHT	POT SIZE	QTY
TREES					
Ma-gr	Magnolia grandiflora "Little Gem"	Dwarf magnolia	4m	100L	1
La-in	Lagerstroemia indica	Crepe myrtle	8m	100L	2
SHRUBS					
Sy-fl	Syzygium floribundum	Weeping lilli pilli	1.5m	45L	42
Lo-li	Lomandra 'Lime Divine'	Mat Rush	1.5m	45L	14
Ba-sp	Banksia spinulosa	Birthday Candles	1.5m	45L	28
We-fr	Westringia fruticosa	Mundi	0.3m	150mm	40
An-ru	Anigozanthos 'Ruby Slippers'	Kangaroo Paw	1.5m	45L	9
GROUNDCOVERS					
Se-se	Senecio serpens	Blue chalk sticks	0.3m	150mm	560
My-in	Myoporum insulare	Boobialla	0.3m	150mm	560
Di-ar	Dichondra argentea	Dichondra Silver Falls - Ponysfoot	0.3m	150mm	544
Lo-lo	Lomandra longifolia	Spiny-head Mat-rush	0.3m	150mm	12

LEGEND



SCALE 1:100 @ A1
0 2 4 6m

Project: Cumberland Country Golf Club - Display Suite
Client: Pariter
Revision: A 23.10.2024
Drawn: SC
Checked: AL




TaylorBrammer
TAYLOR BRAMMER LANDSCAPE ARCHITECTS PTY LTD
214 Ockley Street Woolahra, NSW, 2025 E sydney@taylorbrammer.com.au T 61 2 9387 8855
Copyright of Taylor Brammer Landscape Architects Pty Ltd. ABN 61 098 724 983

LA00

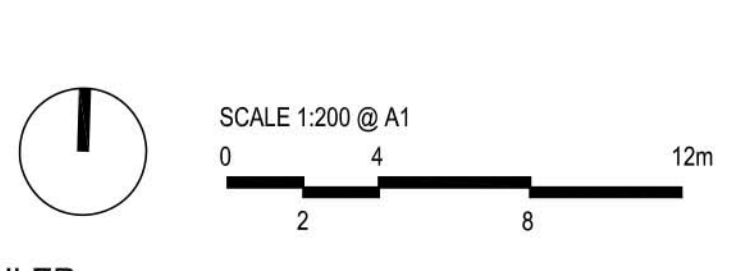


DESIGN NOTES

- 01 TIMBER DECKING WITH LOOSE FURNITURE AND PLANTING POT.
- 02 GRC PLANTERS WITH LOW NATIVE PLANTING TO ALLOW VIEWS TO THE GOLF COURSE BEYOND.
- 03 FEATURE TREE IN FEATURE POT TO ENTRY - MAGNOLIA 'LITTLE GEM'
- 04 DECOMPOSED GRANITE PATHWAY
- 05 EXISTING TREES RETAINED



LANDSCAPE AND PLANTING PLAN



LEGEND

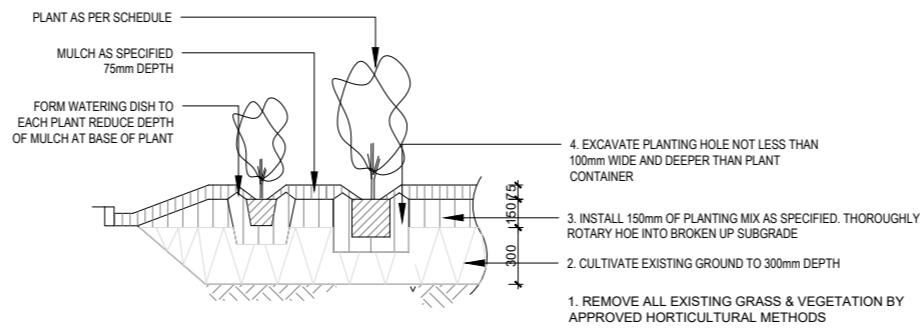
	SITE BOUNDARY		EX 396.70 EXISTING SPOT LEVEL		DECOMPOSED GRANITE PATHWAY		PROPOSED GROUNDCOVERS
	EXISTING TREE TO BE RETAINED		RL 396.70 PROPOSED SPOT LEVEL		TURF ON GRADE		PROPOSED TREE
			TW 396.70 TOP OF WALL LEVEL				
			SSL 396.70 TOP OF SLAB LEVEL				

Project: Cumberland Country Golf Club - Sale Office
 Client: Pariter
 Revision: B 23.10.2024
 Drawn: SC
 Checked: AL

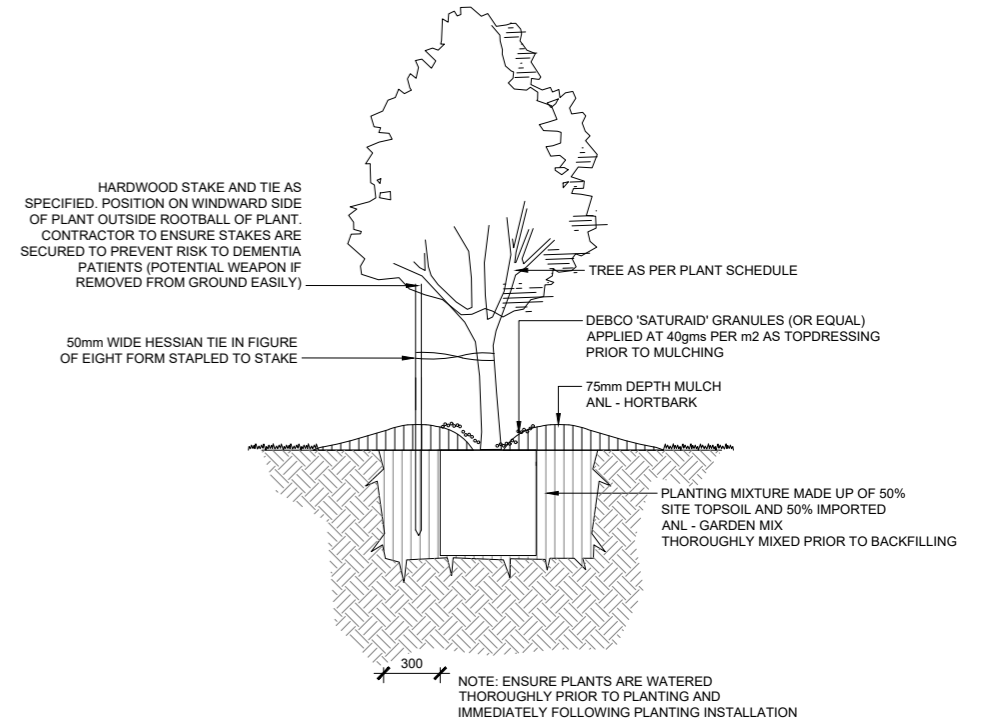
TaylorBrammer
 TAYLOR BRAMMER LANDSCAPE ARCHITECTS PTY LTD
 218 Oxford Street Woolahra, NSW, 2025 E sydney@taylorbrammer.com.au
 Copyright of Taylor Brammer Landscape Architects Pty Ltd.

LA01

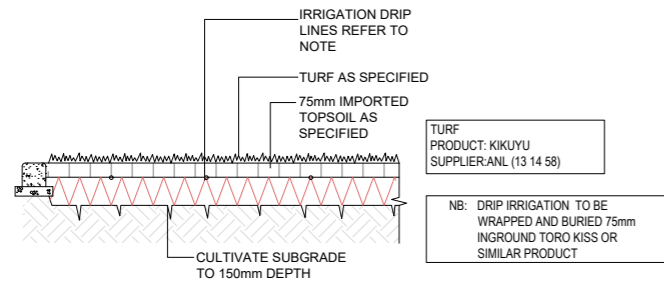
ID	BOTANICAL NAME	COMMON NAME	MATURE HEIGHT	POT SIZE	QTY
TREES					
Ma-gr	Magnolia grandiflora "Little Gem"	Dwarf magnolia	4m	100L	1
La-in	Lagerstroemia indica	Crepe myrtle	8m	100L	2
SHRUBS					
Sy-fl	Syzygium floribundum	Weeping Illi pili	1.5m	45L	42
Lo-li	Lomandra 'Lime Divine'	Mat Rush	1.5m	45L	14
Ba-sp	Banksia spinulosa	Birthday Candles	1.5m	45L	13
We-fr	Westringia fruticosa	Mundi	0.3m	150mm	25
An-ru	Anigozanthos 'Ruby Slippers'	Kangaroo Paw	1.5m	45L	9
GROUNDCOVERS					
Se-se	Senecio serpens	Blue chalk sticks	0.3m	150mm	60
My-in	Myoporum insulare	Boobialla	0.3m	150mm	60
Di-ar	Dichondra argentea	Dichondra Silver Falls - Ponysfoot	0.3m	150mm	44
Lo-lo	Lomandra longifolia	Spiny-head Mat-rush	0.3m	150mm	12



1 MASS PLANTING BED-NATURAL GROUND TYPICAL SECTION 1:20

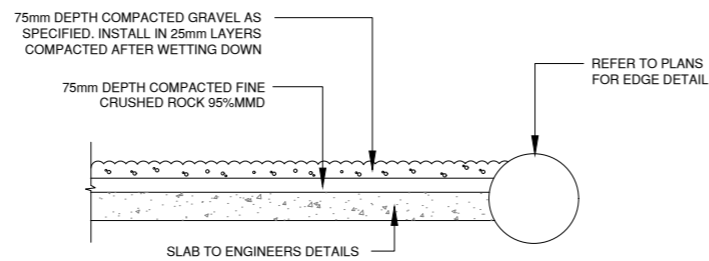


2 TREE PLANTING TYPICAL SECTION 1:20

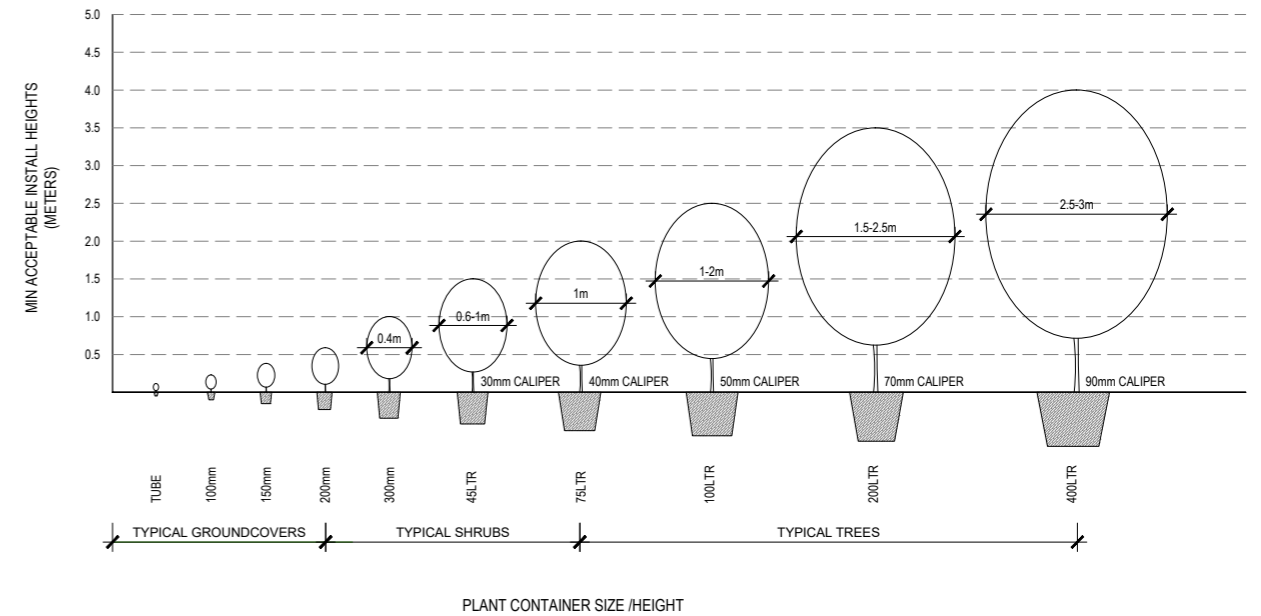


4 NEW TURF TYPICAL SECTION 1:20

PRODUCT: HORT-BARK MULCH
SUPPLIER: ANL (13 14 58)
COLOR: RED/BROWN



5 PAVING-DECOMPOSED GRAVEL SECTION 1:20



6 NEW PLANTING MINIMUM SIZES SECTION 1:50

GENERAL TREE SUPPLY AND QUALITY: FOLLOW THE GUIDANCE GIVEN IN NATSPEC GUIDE: SPECIFYING TREES - A GUIDE TO ASSESSMENT OF TREE QUALITY (CLARK R. 2003).

LANDSCAPE DETAILS