

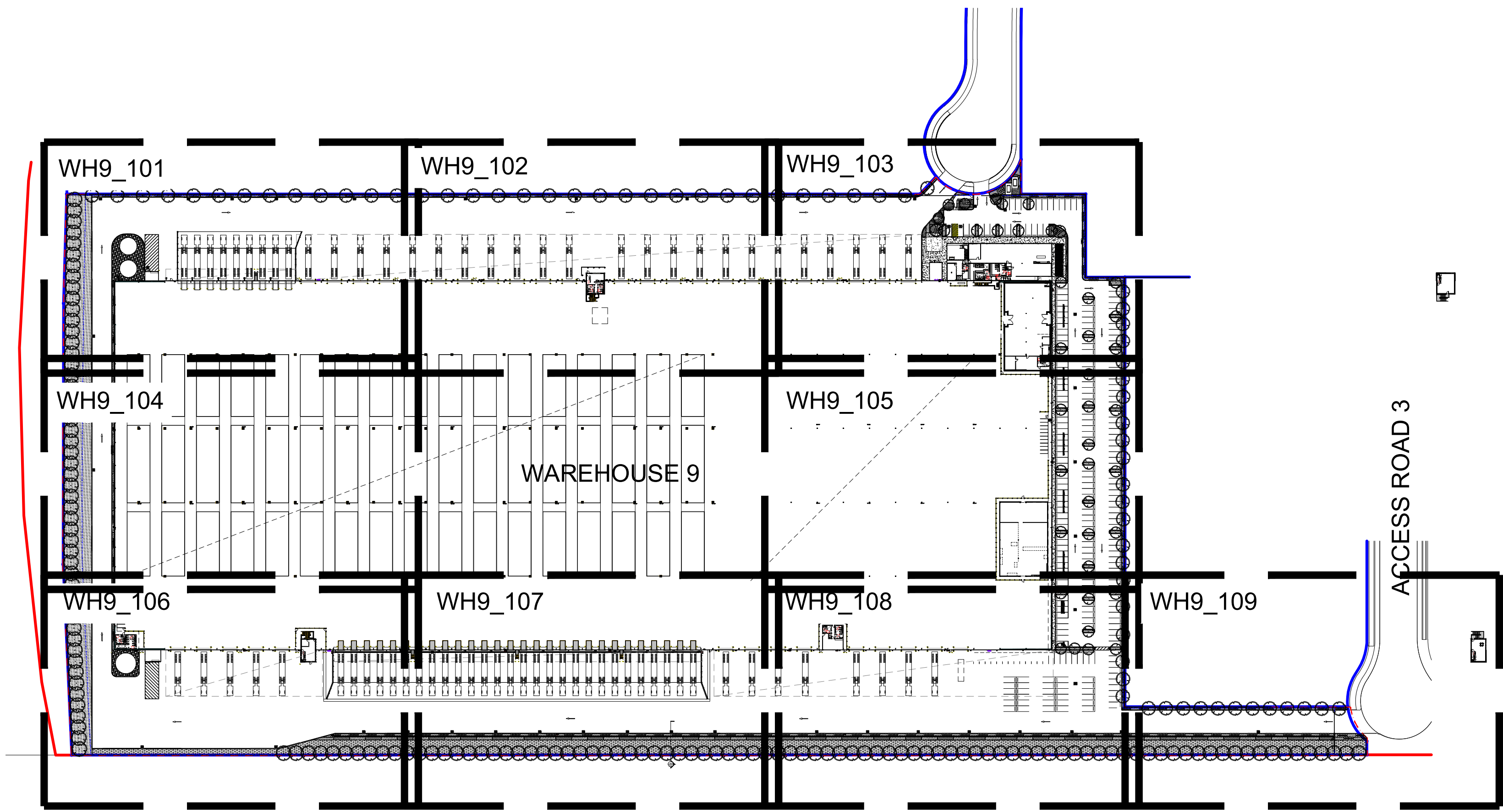
Aspect Industrial Estate - Lot 9 (On Lot Works)

Mamre Road, Kemps Creek

Landscape Package

Drawing Schedule

Drawing Number	Drawing Title	Scale
WH9_000	Landscape Coversheet	N/A
WH9_101	Landscape Plan - Lot 9	1:200
WH9_102	Landscape Plan - Lot 9	1:200
WH9_103	Landscape Plan - Lot 9	1:200
WH9_104	Landscape Plan - Lot 9	1:200
WH9_105	Landscape Plan - Lot 9	1:200
WH9_106	Landscape Plan - Lot 9	1:200
WH9_107	Landscape Plan - Lot 9	1:200
WH9_108	Landscape Plan - Lot 9	1:200
WH9_109	Landscape Plan - Lot 9	1:200
WH9_501	Landscape Details	As Shown
WH9_502	Landscape Details	As Shown



Scale 1: 1500

NOT FOR CONSTRUCTION

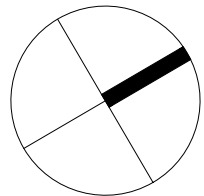
© 2019 Site Image (NSW) Pty Ltd. ABN 44 801 262 380 as agent for Site Image NSW Partnership. All rights reserved. This drawing is copyright and shall not be reproduced or copied in any form or by any means (graphic, electronic or mechanical including photocopy) without the written permission of Site Image (NSW) Pty Ltd. Any license, expressed or implied, to use this document for any purpose what so ever is restricted to the terms of the written agreement between Site Image (NSW) Pty Ltd and the instructing party.

The contractor shall check and verify all work on site (including work by others) before commencing the landscape installation. Any discrepancies are to be reported to the Project Manager or Landscape Architect prior to commencing work. Do not scale this drawing. Any required dimensions not shown shall be referred to the Landscape Architect for confirmation.

LEGEND

I	Revised For Comment	JW	NM	20.12.2022
H	Revised For Comment	JW	NM	12.12.2022
G	Architectural Coordination	JW	NM	09.12.2022
F	Architectural Coordination	RH	NM	02.08.2022
E	For SSDA	RH	NM	07.06.2022
D	Landscape Revisions	JW	NM	01.06.2022
C	Architectural Coordination	NM	NM	24.05.2022
B	Architectural Coordination	RH	NM	03.05.2022
A	Mod 2	RH	NM	29.03.2022
Issue	Revision Description	Drawn	Check	Date

Key Plan:



SITE IMAGE



Landscape Architects
Level 1, 3-5 Baptist Street
Redfern NSW 2016
Australia

Tel: (61 2) 8332 5600
Fax: (61 2) 9698 2877
www.siteimage.com.au

Client:
Mirvac

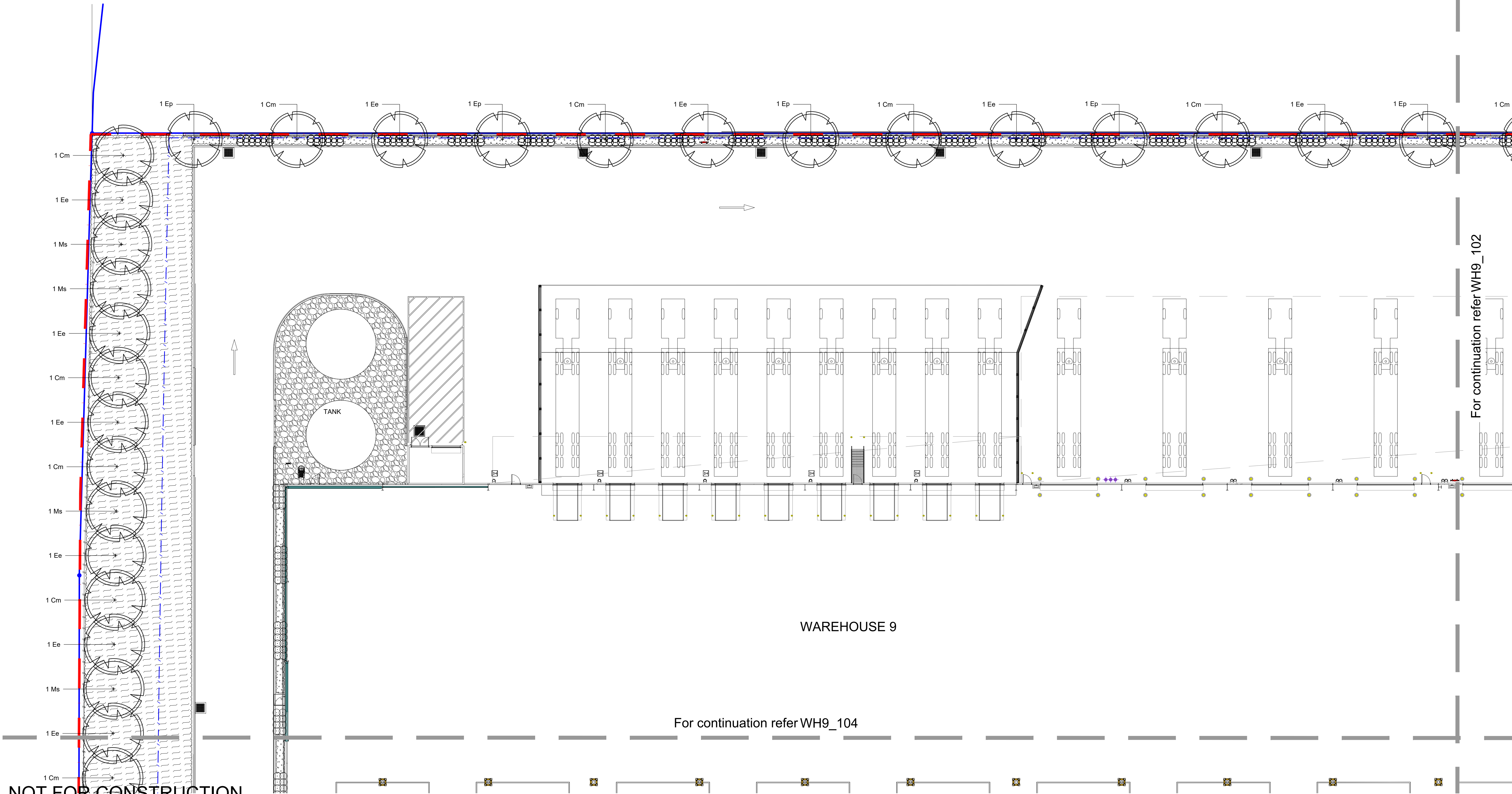
Project:
Aspect Industrial Estate
Mamre Rd
Kemps Creek

Drawing Name:
Cover Sheet
Lot 9

Scale:
Job Number:
SS19-4178

SSDA

Drawing Number:
WH9_000
Issue:
I



NOT FOR CONSTRUCTION

© 2019 Site Image (NSW) Pty Ltd ABN 44 801 262 380 as agent for Site Image NSW Partnership. All rights reserved. This drawing is copyright and shall not be reproduced or copied in any form or by any means (graphic, electronic or mechanical including photocopy) without the written permission of Site Image (NSW) Pty Ltd. Any license, expressed or implied, to use this document for any purpose what so ever is restricted to the terms of the written agreement between Site Image (NSW) Pty Ltd and the instructing party.

The contractor shall check and verify all work on site (including work by others) before commencing the landscape installation. Any discrepancies are to be reported to the Project Manager or Landscape Architect prior to commencing work. Do not scale this drawing. Any required dimensions not shown shall be referred to the Landscape Architect for confirmation.

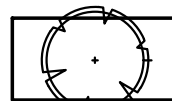
Issue	Revision Description
H	Revised For Comment
G	Architectural Coordination
F	Architectural Coordination
E	For SSDA
D	Landscape Revisions
C	Architectural Coordination
B	Architectural Coordination
A	Mod 2

JW	NM	20.12.2022
JW	NM	09.12.2022
RH	NM	02.08.2022
RH	NM	07.06.2022
JW	NM	01.06.2022
RH	NM	24.05.2022
RH	NM	03.05.2022
RH	NM	29.03.2022
Drawn	Check	Date

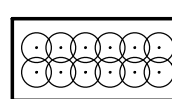
LEGEND



Property Boundary



Proposed Tree
Refer to Plant Schedule



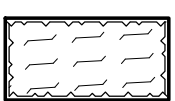
Proposed Shrubs
Refer to Plant Schedule



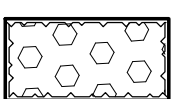
Groundcover Planting
Refer to Plant Schedule



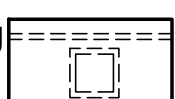
Turf



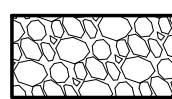
Planting Type 3 Matrix
Refer to Plant Schedule



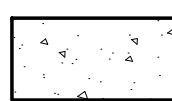
Planting Type 4 Boundary Matrix
Refer to Plant Schedule



Hard Edging



Decorative Gravel

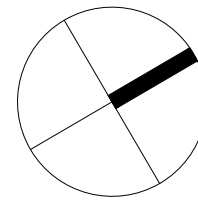
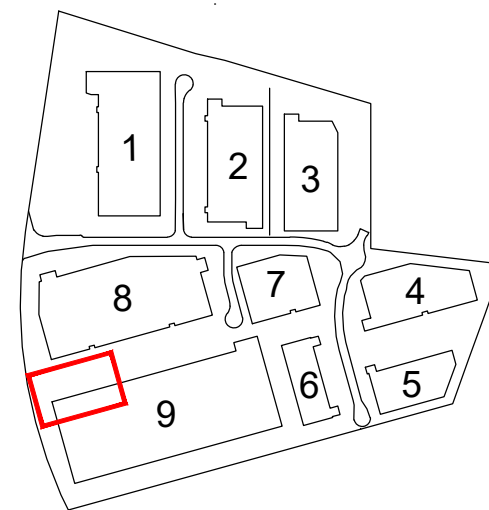


Concrete Paving



Palisade Fence

Key Plan:



SITE IMAGE



Landscape Architects
Level 1, 3-5 Baptist Street
Redfern NSW 2016
Australia
Tel: (61 2) 8332 5600
Fax: (61 2) 9698 2877
www.siteimage.com.au

Client:
Mirvac

Project:
Aspect Industrial Estate
Mamre Rd
Kemps Creek

Drawing Name:
Landscape Plan
Lot 9

Scale: 1:200 @ A1
Job Number:
SS19-4178



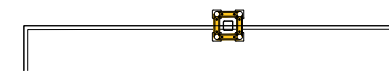


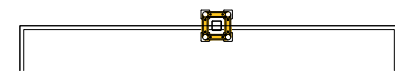


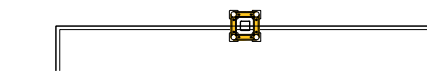
SSDA

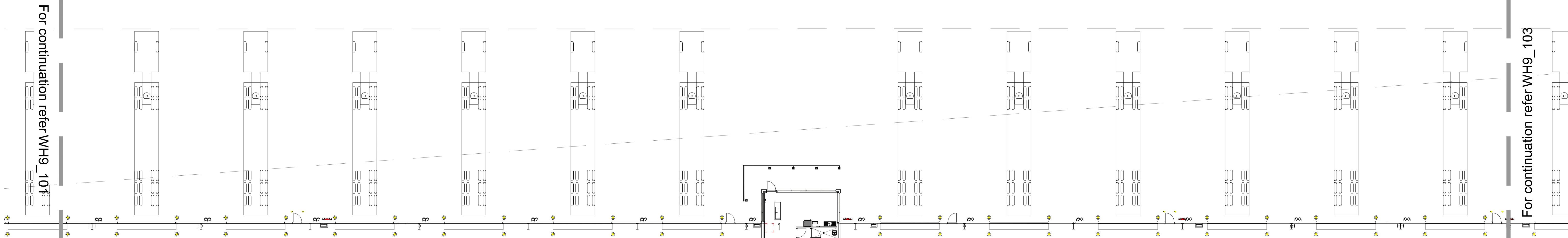
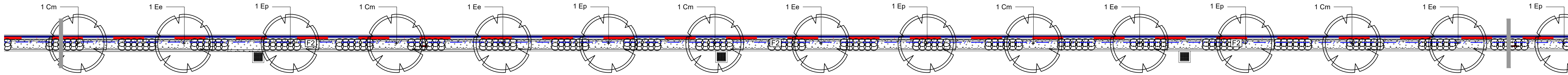
0 1 2 4 6 10m
Drawing Number: WH9_101 Issue: H

For continuation refer WH9_102

For continuation refer WH9_104

WAREHOUSE 9





WAREHOUSE 9

NOT FOR CONSTRUCTION

© 2019 Site Image (NSW) Pty Ltd ABN 44 801 262 380 as agent for Site Image NSW Partnership. All rights reserved. This drawing is copyright and shall not be reproduced or copied in any form or by any means (graphic, electronic or mechanical including photocopy) without the written permission of Site Image (NSW) Pty Ltd. Any license, expressed or implied, to use this document for any purpose what so ever is restricted to the terms of the written agreement between Site Image (NSW) Pty Ltd and the instructing party.

The contractor shall check and verify all work on site (including work by others) before commencing the landscape installation. Any discrepancies are to be reported to the Project Manager or Landscape Architect prior to commencing work. Do not scale this drawing. Any required dimensions not shown shall be referred to the Landscape Architect for confirmation.

H	Revised For Comment
G	Architectural Coordination
F	Architectural Coordination
E	For SSDA
D	Landscape Revisions
C	Architectural Coordination
B	Architectural Coordination
A	Mod 2
Issue	Revision Description

JW	NM	20.12.2022
JW	NM	09.12.2022
RH	NM	02.08.2022
RH	NM	07.06.2022
JW	NM	01.06.2022
RH	NM	24.05.2022
RH	NM	03.05.2022
RH	NM	29.03.2022
Drawn	Check	Date

LEGEND

Property Boundary

Proposed Tree

Refer to Plant Schedule

Proposed Shrubs

Refer to Plant Schedule

Groundcover Planting

Refer to Plant Schedule

Turf

Planting Type 3 Matrix

Refer to Plant Schedule

Planting Type 4 Boundary

Matrix

Refer to Plant Schedule

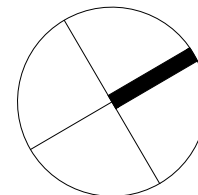
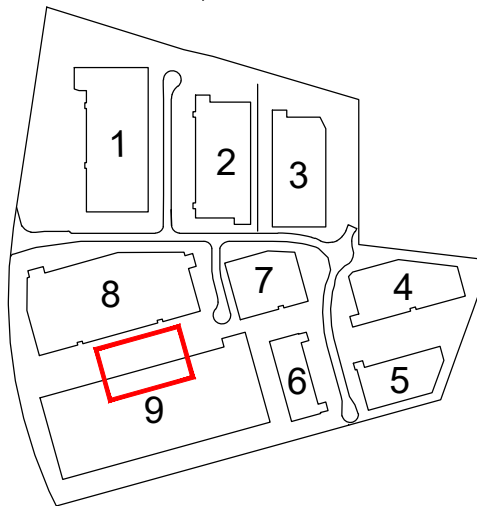
Hard Edging

Decorative Gravel

Concrete Paving

Palisade Fence

Key Plan:



SITE IMAGE



Landscape Architects

Level 1, 3-5 Baptist Street

Redfern NSW 2016

Australia

Tel: (61 2) 8332 5600

Fax: (61 2) 9698 2877

www.siteimage.com.au

Client:

Mirvac

Project:

Aspect Industrial Estate

Mamre Rd

Kemps Creek

Drawing Name:

Landscape Plan

Lot 9

Scale: 1:200 @ A1

Job Number:

SS19-4178

SSDA

0 1 2 4 6 10m

Drawing Number:


WH9_102

Issue:

H



— *Journal of the American Medical Association*, 1997



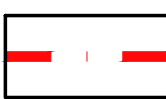
© 2019 Site Image (NSW) Pty Ltd ABN 44 801 262 380 as agent for Site Image NSW Partnership. All rights reserved. This drawing is copyright and shall not be reproduced or copied in any form or by any means (graphic, electronic or mechanical including photocopy) without the written permission of Site Image (NSW) Pty Ltd. Any license, expressed or implied, to use this document for any purpose what so ever is restricted to the terms of the written agreement between Site Image (NSW) Pty Ltd and the instructing party.

The contractor shall check and verify all work on site (including work by others) before commencing the landscape installation. Any discrepancies are to be reported to the Project Manager or Landscape Architect prior to commencing work. Do not scale this drawing. Any required dimensions not shown shall be referred to the Landscape Architect for confirmation.

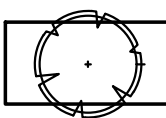
Issue	Revision Description
G	Architectural Coordination
F	Architectural Coordination
E	For SSDA
D	Landscape Revisions
C	Architectural Coordination
B	Architectural Coordination
A	Mod 2

JW	NM	09.12.2022
RH	NM	02.08.2022
RH	NM	07.06.2022
JW	NM	01.06.2022
RH	NM	24.05.2022
RH	NM	03.05.2022
RH	NM	29.03.2022
Draw	Check	Date

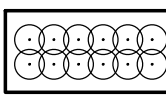
LEGEND



Property Boundary



Proposed Tree
Refer to Plant Schedule



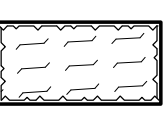
Proposed Shrubs
Refer to Plant Schedule



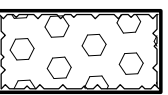
Groundcover Planting
Refer to Plant Schedule



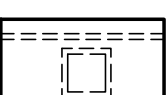
Turf



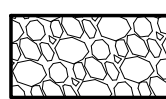
Planting Type 3 Matrix
Refer to Plant Schedule



Planting Type 4 Boundary Matrix
Refer to Plant Schedule



Hard Edging



Decorative Gravel

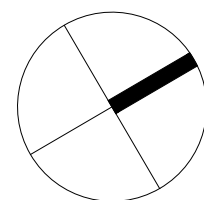
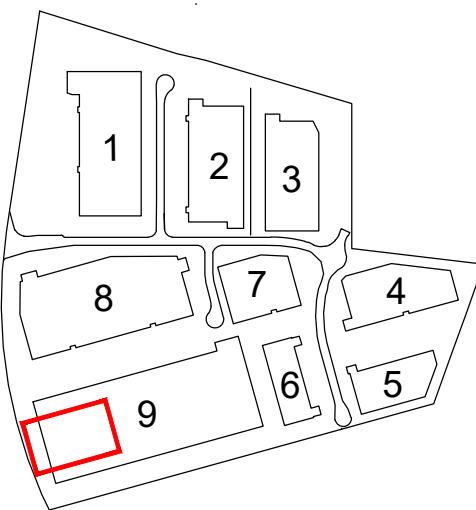


Concrete Paving



Palisade Fence

Key Plan:



SITE IMAGE



Landscape Architects

Level 1, 3-5 Baptist Street

Redfern NSW 2016

Australia

Tel: (61 2) 8332 5600

Fax: (61 2) 9698 2877

www.siteimage.com.au

Client:

Mirvac

Project:

Aspect Industrial Estate

Mamre Rd

Kemps Creek

Drawing Name:

Landscape Plan

Lot 9

Scale: 1:200 @ A1

Job Number:

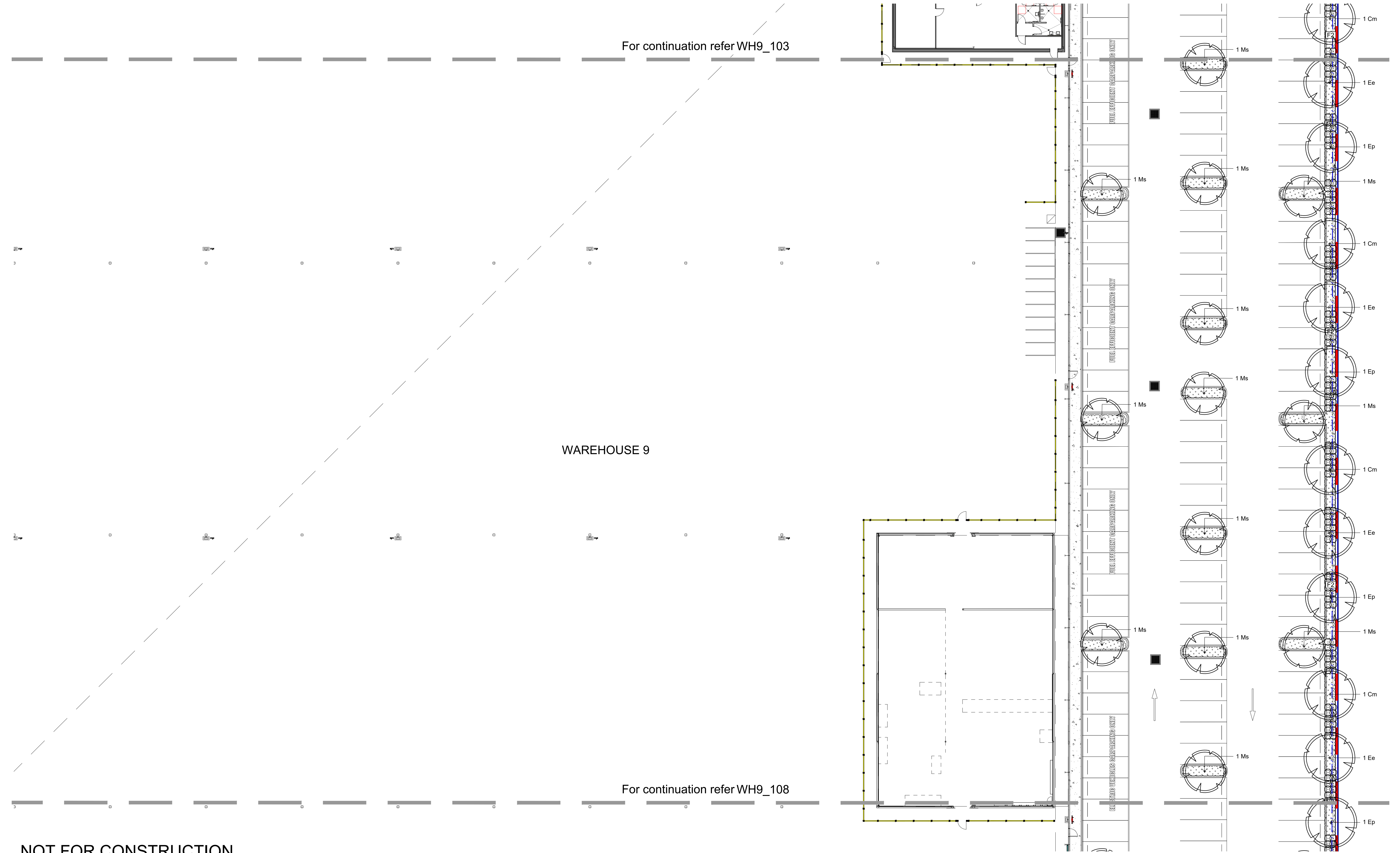
SS19-4178

SSDA

0 1 2 4 6 10m

Drawing Number: Issue:

WH9_104 G



NOT FOR CONSTRUCTION

© 2019 Site Image (NSW) Pty Ltd ABN 44 801 262 380 as agent for Site Image NSW Partnership. All rights reserved. This drawing is copyright and shall not be reproduced or copied in any form or by any means (graphic, electronic or mechanical including photocopy) without the written permission of Site Image (NSW) Pty Ltd. Any license, expressed or implied, to use this document for any purpose what so ever is restricted to the terms of the written agreement between Site Image (NSW) Pty Ltd and the instructing party.

The contractor shall check and verify all work on site (including work by others) before commencing the landscape installation. Any discrepancies are to be reported to the Project Manager or Landscape Architect prior to commencing work. Do not scale this drawing. Any required dimensions not shown shall be referred to the Landscape Architect for confirmation.

H	Revised For Comment
G	Architectural Coordination
F	Architectural Coordination
E	For SSDA
D	Landscape Revisions
C	Architectural Coordination
B	Architectural Coordination
A	Mod 2
Issue	Revision Description

JW	NM	20.12.2022
JW	NM	09.12.2022
RH	NM	02.08.2022
RH	NM	07.06.2022
JW	NM	01.06.2022
RH	NM	24.05.2022
RH	NM	03.05.2022
RH	NM	29.03.2022
Drawn	Check	Date

LEGEND

Property Boundary

Proposed Tree
Refer to Plant Schedule

Proposed Shrubs
Refer to Plant Schedule

Groundcover Planting
Refer to Plant Schedule

Turf

Planting Type 3 Matrix
Refer to Plant Schedule

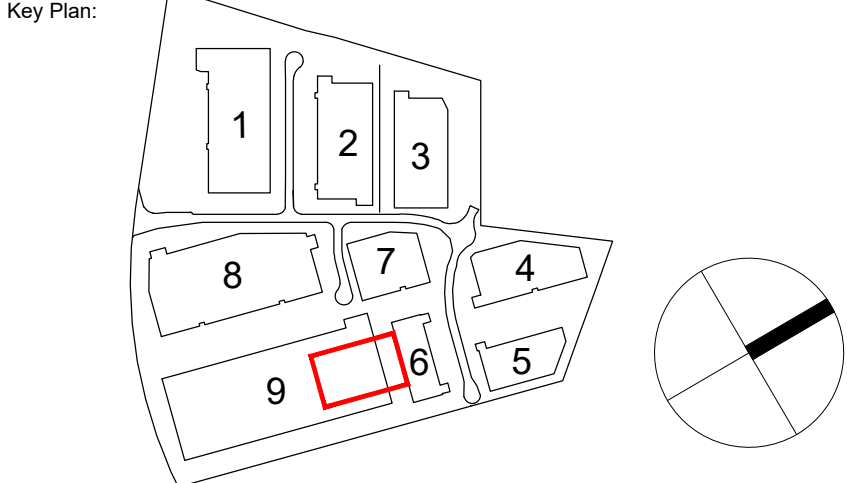
Planting Type 4 Boundary
Matrix
Refer to Plant Schedule

Hard Edging

Decorative Gravel

Concrete Paving

Palisade Fence



SITE IMAGE

Landscape Architects
Level 1, 3-5 Baptist Street
Redfern NSW 2016
Australia
Tel: (61 2) 8332 5600
Fax: (61 2) 9698 2877
www.siteimage.com.au

Client:
Mirvac

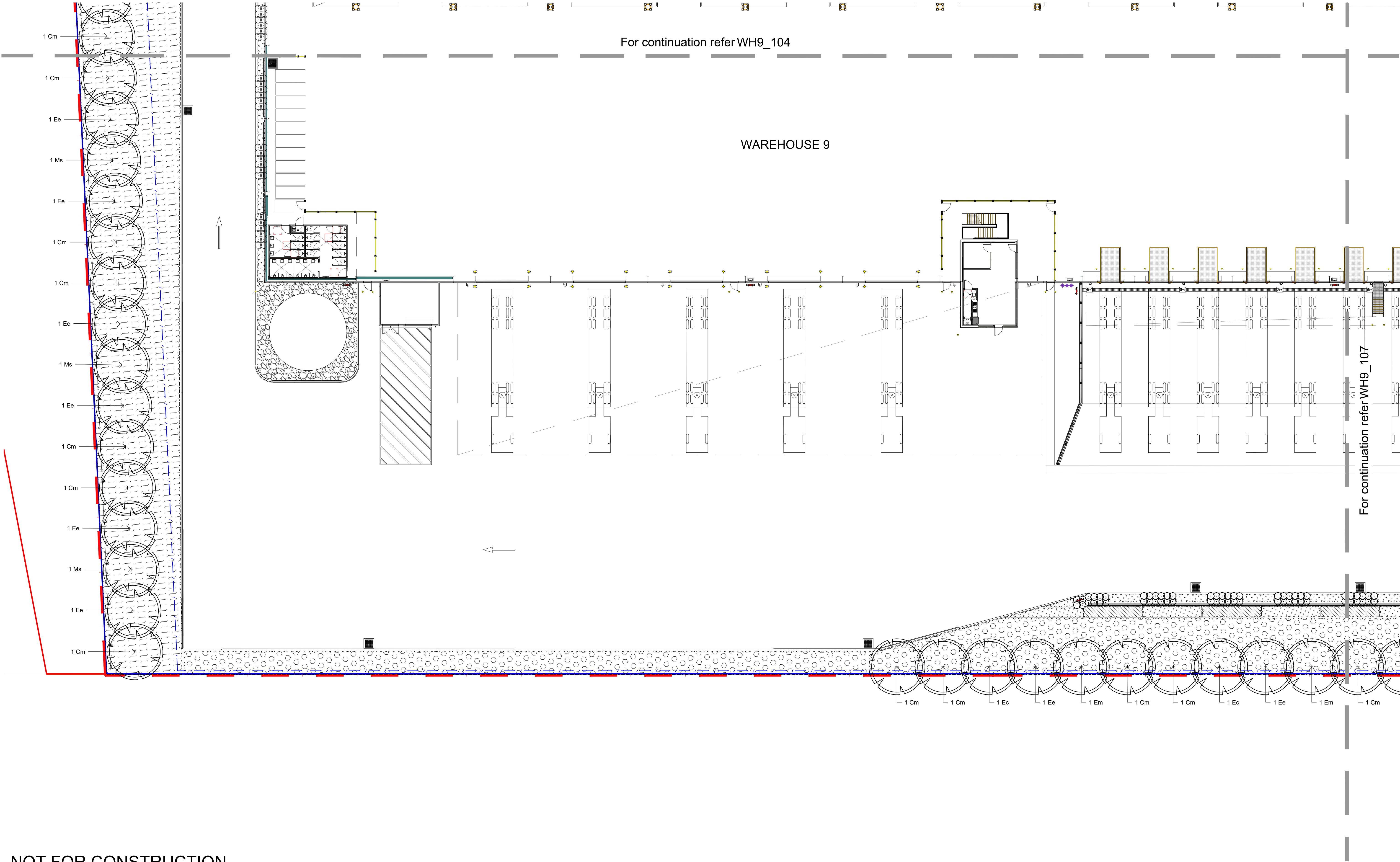
Project:
**Aspect Industrial Estate
Mamre Rd
Kemps Creek**

Drawing Name:
**Landscape Plan
Lot 9**

Scale: 1:200 @ A1
Job Number:
SS19-4178

SSDA

0 1 2 4 6 10m
Drawing Number:
WH9_105
Issue:
H



NOT FOR CONSTRUCTION

© 2019 Site Image (NSW) Pty Ltd ABN 44 801 262 380 as agent for Site Image NSW Partnership. All rights reserved. This drawing is copyright and shall not be reproduced or copied in any form or by any means (graphic, electronic or mechanical including photocopy) without the written permission of Site Image (NSW) Pty Ltd. Any license, expressed or implied, to use this document for any purpose what so ever is restricted to the terms of the written agreement between Site Image (NSW) Pty Ltd and the instructing party.

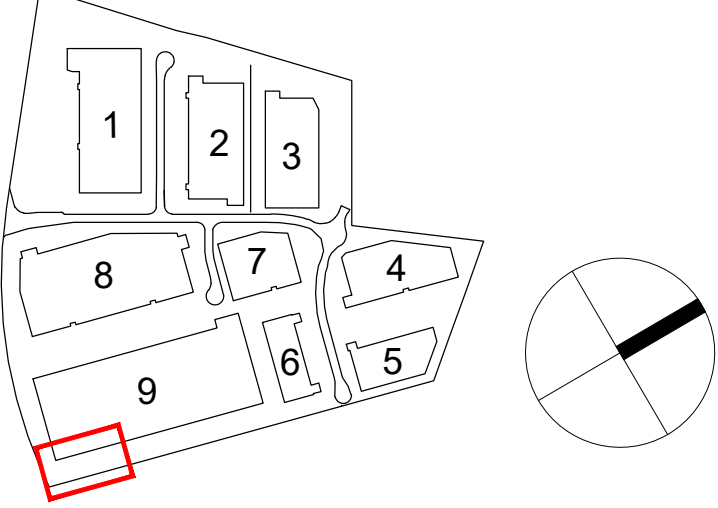
The contractor shall check and verify all work on site (including work by others) before commencing the landscape installation. Any discrepancies are to be reported to the Project Manager or Landscape Architect prior to commencing work. Do not scale this drawing. Any required dimensions not shown shall be referred to the Landscape Architect for confirmation.

Issue	Revised For Comment	Revision Description
H	Revised For Comment	
G	Architectural Coordination	
F	Architectural Coordination	
E	For SSDA	
D	Landscape Revisions	
C	Architectural Coordination	
B	Architectural Coordination	
A	Mod 2	

Drawn	Check	Date
JW	NM	12.12.2022
JW	NM	09.12.2022
RH	NM	02.08.2022
RH	NM	07.06.2022
JW	NM	01.06.2022
RH	NM	24.05.2022
RH	NM	03.05.2022
RH	NM	29.03.2022

LEGEND	
	Property Boundary
	Proposed Tree Refer to Plant Schedule
	Proposed Shrubs Refer to Plant Schedule
	Groundcover Planting Refer to Plant Schedule
	Turf
	Planting Type 3 Matrix Refer to Plant Schedule
	Planting Type 4 Boundary Matrix Refer to Plant Schedule
	Hard Edging
	Decorative Gravel
	Concrete Paving
	Palisade Fence

Key Plan:



SITE IMAGE
Landscape Architects
Level 1, 3-5 Baptist Street
Redfern NSW 2016
Australia
Tel: (61 2) 8332 5600
Fax: (61 2) 9698 2877
www.siteimage.com.au

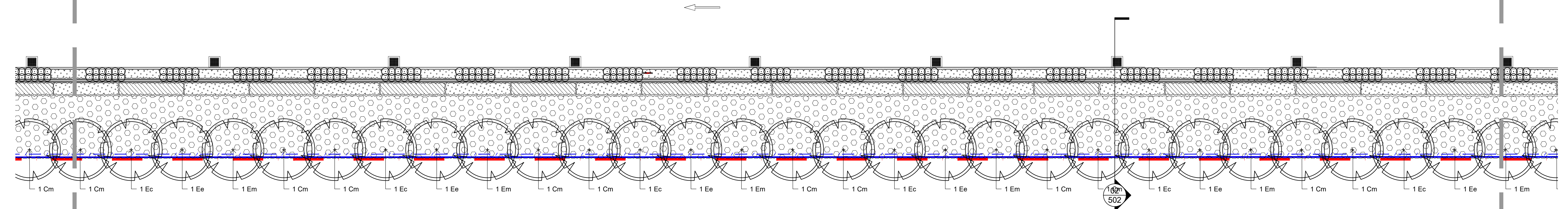
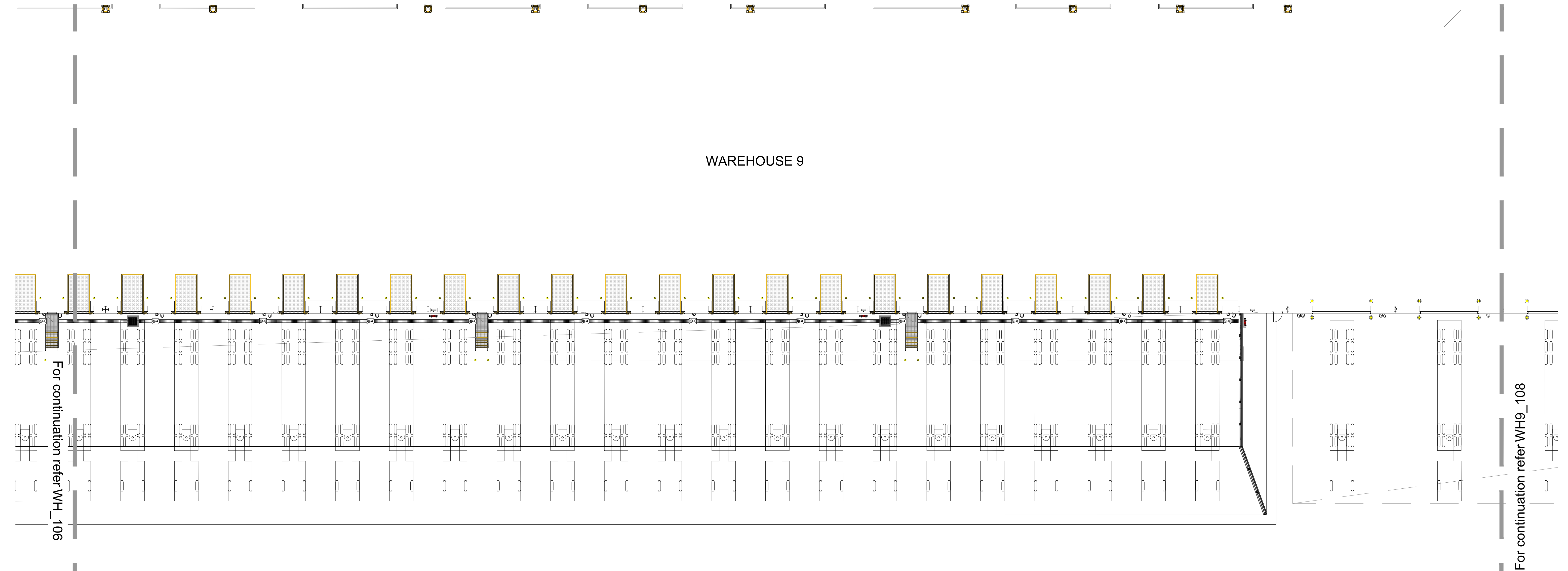
Client:
Mirvac

Project:
Aspect Industrial Estate
Mamre Rd
Kemps Creek

Drawing Name:
Landscape Plan
Lot 9

Scale: 1:200 @ A1
Job Number:
SS19-4178

SSDA
0 1 2 4 6 10m
Drawing Number:
WH9_106
Issue:
H



NOT FOR CONSTRUCTION

© 2019 Site Image (NSW) Pty Ltd ABN 44 801 262 380 as agent for Site Image NSW Partnership. All rights reserved. This drawing is copyright and shall not be reproduced or copied in any form or by any means (graphic, electronic or mechanical including photocopy) without the written permission of Site Image (NSW) Pty Ltd. Any license, expressed or implied, to use this document for any purpose what so ever is restricted to the terms of the written agreement between Site Image (NSW) Pty Ltd and the instructing party.

The contractor shall check and verify all work on site (including work by others) before commencing the landscape installation. Any discrepancies are to be reported to the Project Manager or Landscape Architect prior to commencing work. Do not scale this drawing. Any required dimensions not shown shall be referred to the Landscape Architect for confirmation.

H	Revised For Comment
G	Architectural Coordination
F	Architectural Coordination
E	For SSDA
D	Landscape Revisions
C	Architectural Coordination
B	Architectural Coordination
A	Mod 2
Issue	Revision Description

JW	NM	12.12.2022
JW	NM	09.12.2022
RH	NM	02.08.2022
RH	NM	07.06.2022
JW	NM	01.06.2022
RH	NM	24.05.2022
RH	NM	03.05.2022
RH	NM	29.03.2022
Drawn	Check	Date

LEGEND

Property Boundary

Proposed Tree
Refer to Plant Schedule

Proposed Shrubs
Refer to Plant Schedule

Groundcover Planting
Refer to Plant Schedule

Turf

Planting Type 3 Matrix
Refer to Plant Schedule

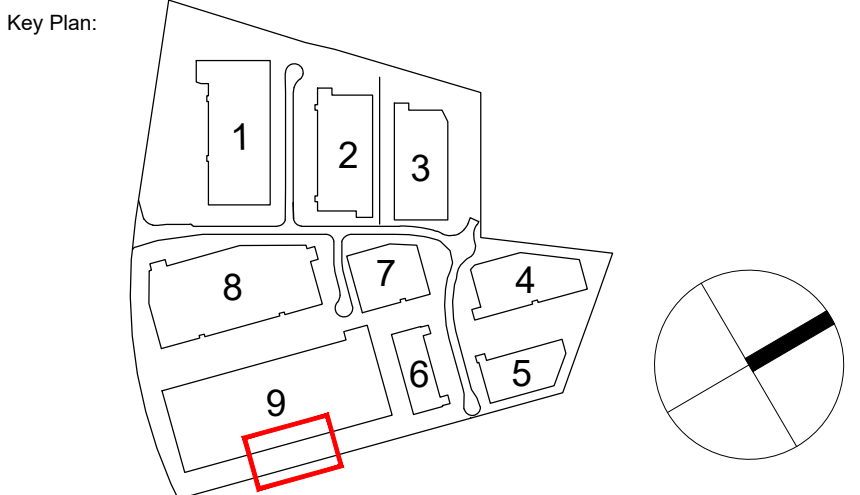
Planting Type 4 Boundary
Matrix
Refer to Plant Schedule

Hard Edging

Decorative Gravel

Concrete Paving

Palisade Fence



SITE IMAGE

Landscape Architects
Level 1, 3-5 Baptist Street
Redfern NSW 2016
Australia
Tel: (61 2) 8332 5600
Fax: (61 2) 9698 2877
www.siteimage.com.au

Client:
Mirvac

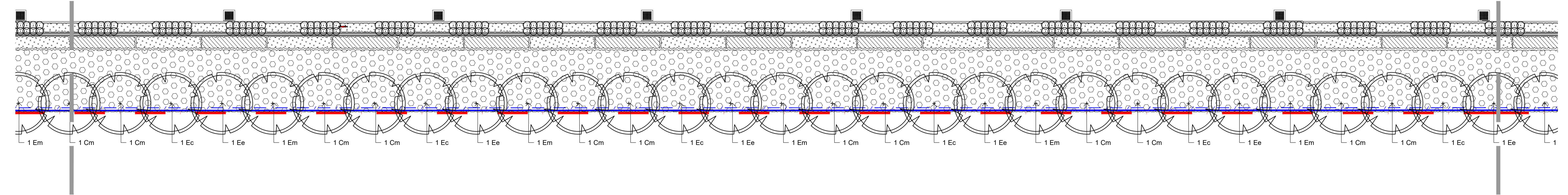
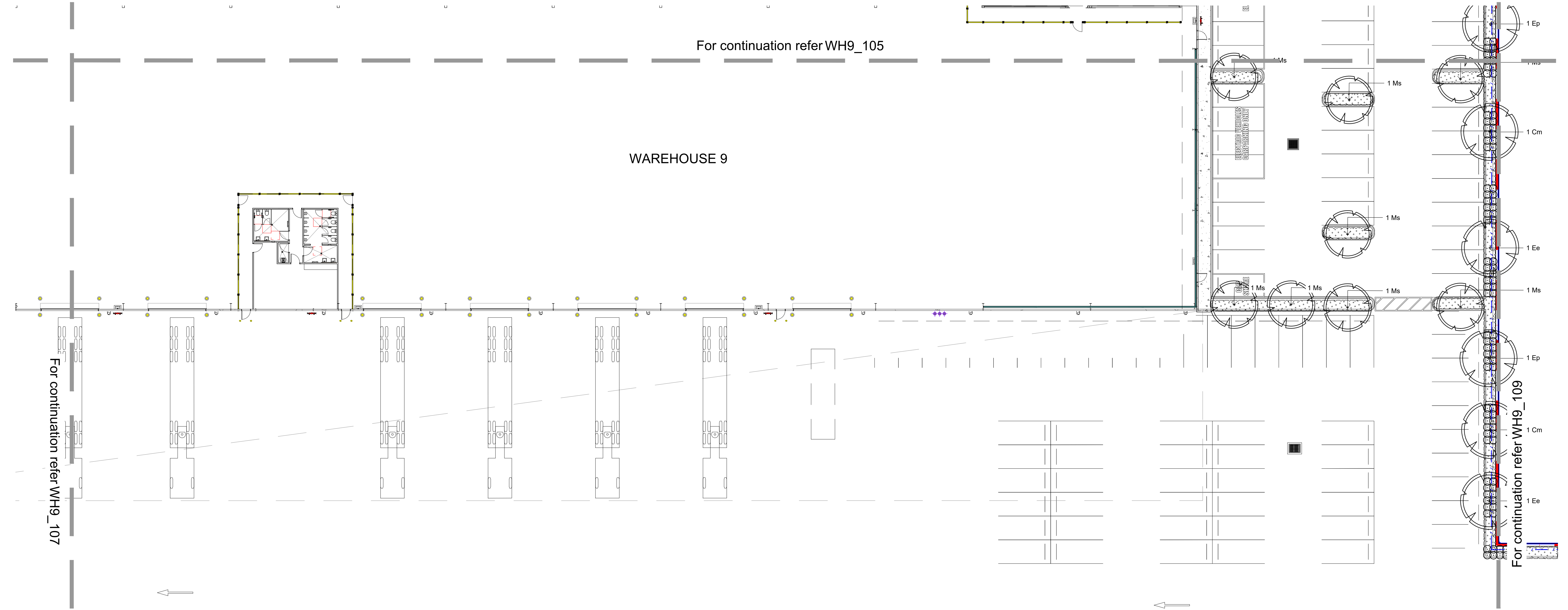
Project:
**Aspect Industrial Estate
Mamre Rd
Kemps Creek**

Drawing Name:
**Landscape Plan
Lot 9**

Scale: 1:200 @ A1
Job Number:
SS19-4178

SSDA

0 1 2 4 6 10m
Drawing Number:
WH9_107 Issue:
H



NOT FOR CONSTRUCTION

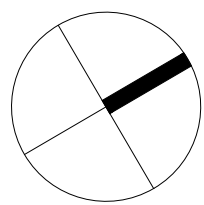
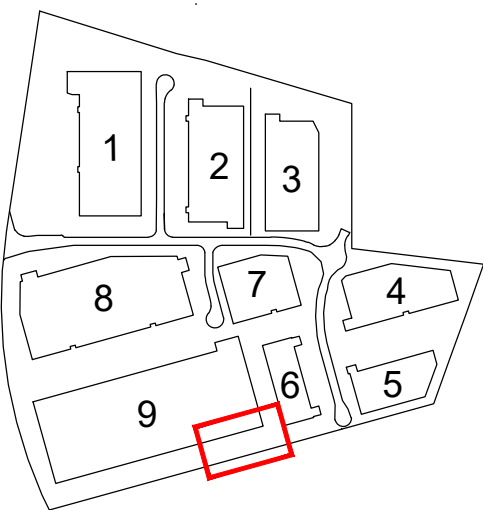
© 2019 Site Image (NSW) Pty Ltd ABN 44 801 262 380 as agent for Site Image NSW Partnership. All rights reserved. This drawing is copyright and shall not be reproduced or copied in any form or by any means (graphic, electronic or mechanical including photocopy) without the written permission of Site Image (NSW) Pty Ltd. Any license, expressed or implied, to use this document for any purpose what so ever is restricted to the terms of the written agreement between Site Image (NSW) Pty Ltd and the instructing party.

The contractor shall check and verify all work on site (including work by others) before commencing the landscape installation. Any discrepancies are to be reported to the Project Manager or Landscape Architect prior to commencing work. Do not scale this drawing. Any required dimensions not shown shall be referred to the Landscape Architect for confirmation.

Issue	Revision Description	Drawn	Check	Date
I	Revised For Comment	JW	NM	20.12.2022
H	Revised For Comment	JW	NM	12.12.2022
G	Architectural Coordination	JW	NM	09.12.2022
F	Architectural Coordination	RH	NM	02.08.2022
E	For SSDA	RH	NM	07.06.2022
D	Landscape Revisions	JW	NM	01.06.2022
C	Architectural Coordination	RH	NM	24.05.2022
B	Architectural Coordination	RH	NM	03.05.2022
A	Mod 2	RH	NM	29.03.2022

LEGEND	
	Property Boundary
	Proposed Tree Refer to Plant Schedule
	Proposed Shrubs Refer to Plant Schedule
	Groundcover Planting Refer to Plant Schedule
	Turf
	Planting Type 3 Matrix Refer to Plant Schedule
	Planting Type 4 Boundary Matrix Refer to Plant Schedule
	Hard Edging
	Decorative Gravel
	Concrete Paving
	Palisade Fence

Key Plan:



SITE IMAGE
Landscape Architects
Level 1, 3-5 Baptist Street
Redfern NSW 2016
Australia
Tel: (61 2) 8332 5600
Fax: (61 2) 9698 2877
www.siteimage.com.au

Client:
Mirvac

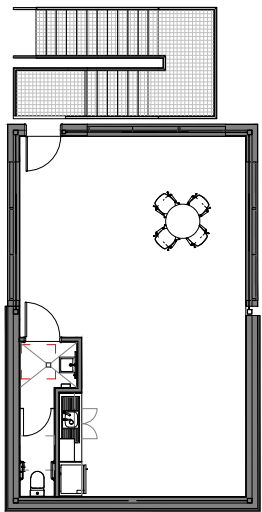
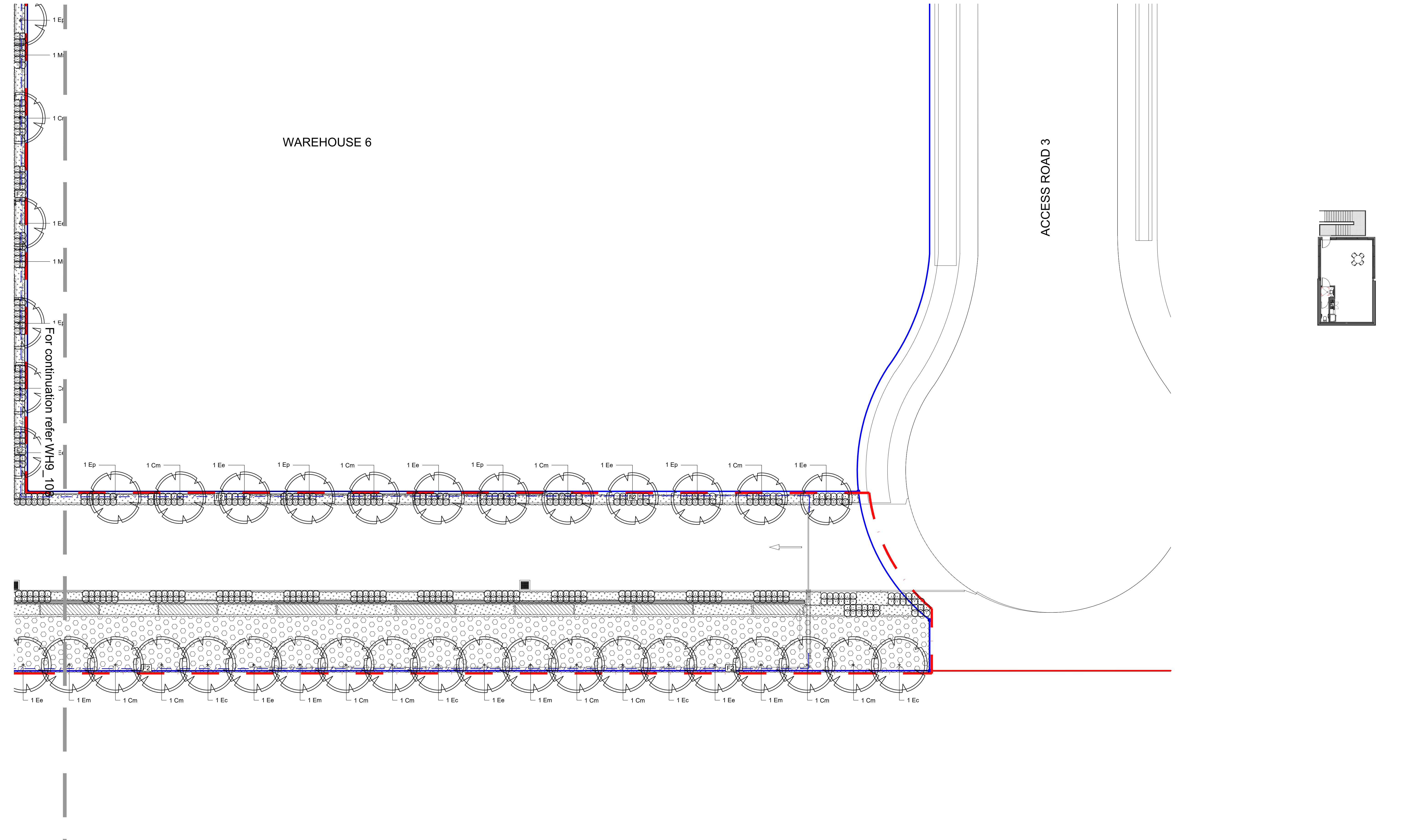
Project:
**Aspect Industrial Estate
Mamre Rd
Kemps Creek**

Drawing Name:
**Landscape Plan
Lot 9**

Scale: 1:200 @ A1
Job Number:
SS19-4178

SSDA

0 1 2 4 6 8 10m
Drawing Number:
WH9_108
Issue:



NOT FOR CONSTRUCTION

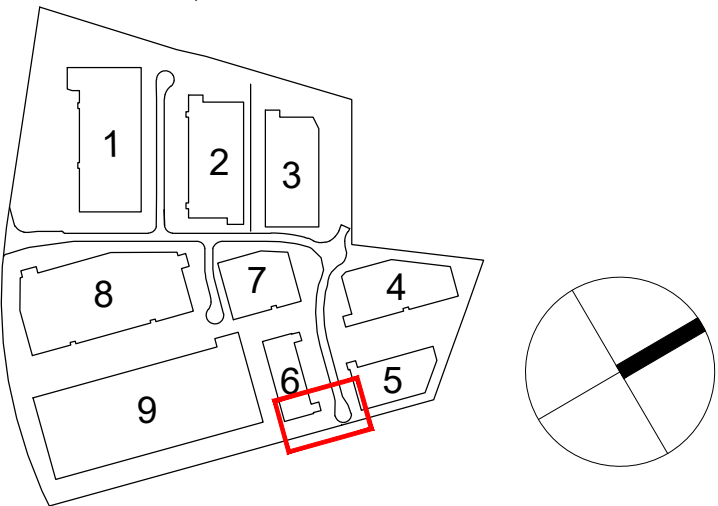
© 2019 Site Image (NSW) Pty Ltd ABN 44 801 262 380 as agent for Site Image NSW Partnership. All rights reserved. This drawing is copyright and shall not be reproduced or copied in any form or by any means (graphic, electronic or mechanical including photocopy) without the written permission of Site Image (NSW) Pty Ltd. Any license, expressed or implied, to use this document for any purpose what so ever is restricted to the terms of the written agreement between Site Image (NSW) Pty Ltd and the instructing party.

The contractor shall check and verify all work on site (including work by others) before commencing the landscape installation. Any discrepancies are to be reported to the Project Manager or Landscape Architect prior to commencing work. Do not scale this drawing. Any required dimensions not shown shall be referred to the Landscape Architect for confirmation.

I	Revised For Comment	JW	NM	20.12.2022
H	Revised For Comment	JW	NM	12.12.2022
G	Architectural Coordination	JW	NM	09.12.2022
F	Architectural Coordination	RH	NM	02.08.2022
E	For SSDA	RH	NM	07.06.2022
D	Landscape Revisions	JW	NM	01.06.2022
C	Architectural Coordination	RH	NM	24.05.2022
B	Architectural Coordination	RH	NM	03.05.2022
A	Mod 2	RH	NM	29.03.2022
Issue	Revision Description	Drawn	Check	Date

LEGEND	
	Property Boundary
	Proposed Tree Refer to Plant Schedule
	Proposed Shrubs Refer to Plant Schedule
	Groundcover Planting Refer to Plant Schedule
	Turf
	Planting Type 3 Matrix Refer to Plant Schedule
	Planting Type 4 Boundary Matrix Refer to Plant Schedule
	Hard Edging
	Decorative Gravel
	Concrete Paving
	Palisade Fence

Key Plan:



Client:
Mirvac

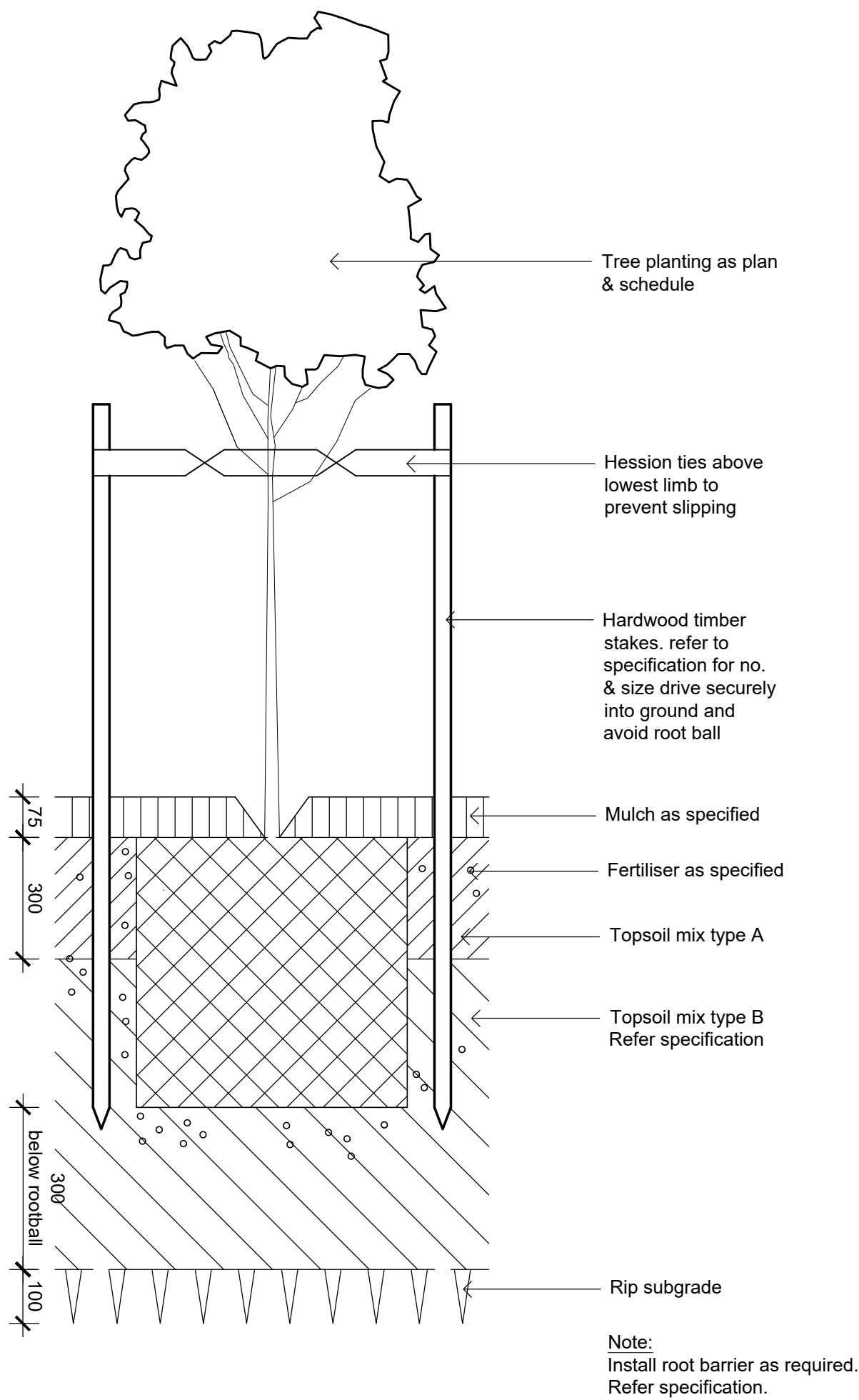
Project:
**Aspect Industrial Estate
Mamre Rd
Kemps Creek**

Drawing Name:
**Landscape Plan
Lot 9**

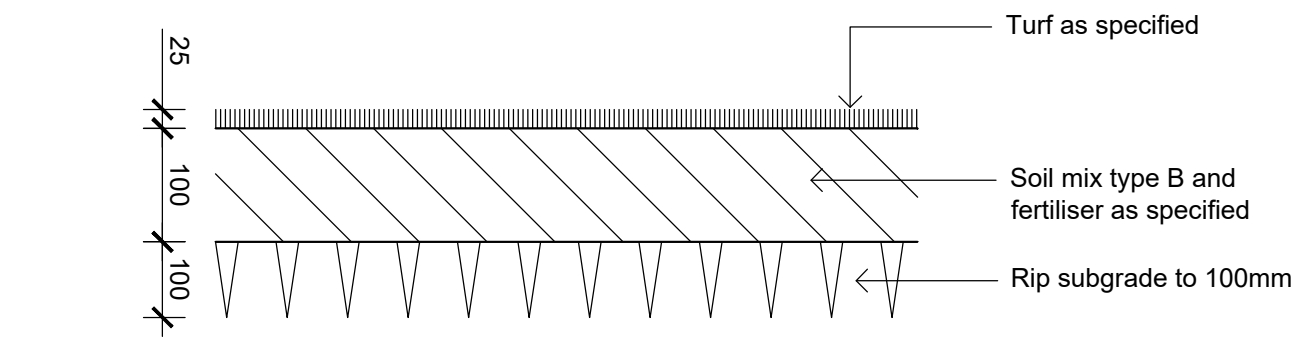
Scale: 1:200 @ A1
Job Number:
SS19-4178

SSDA

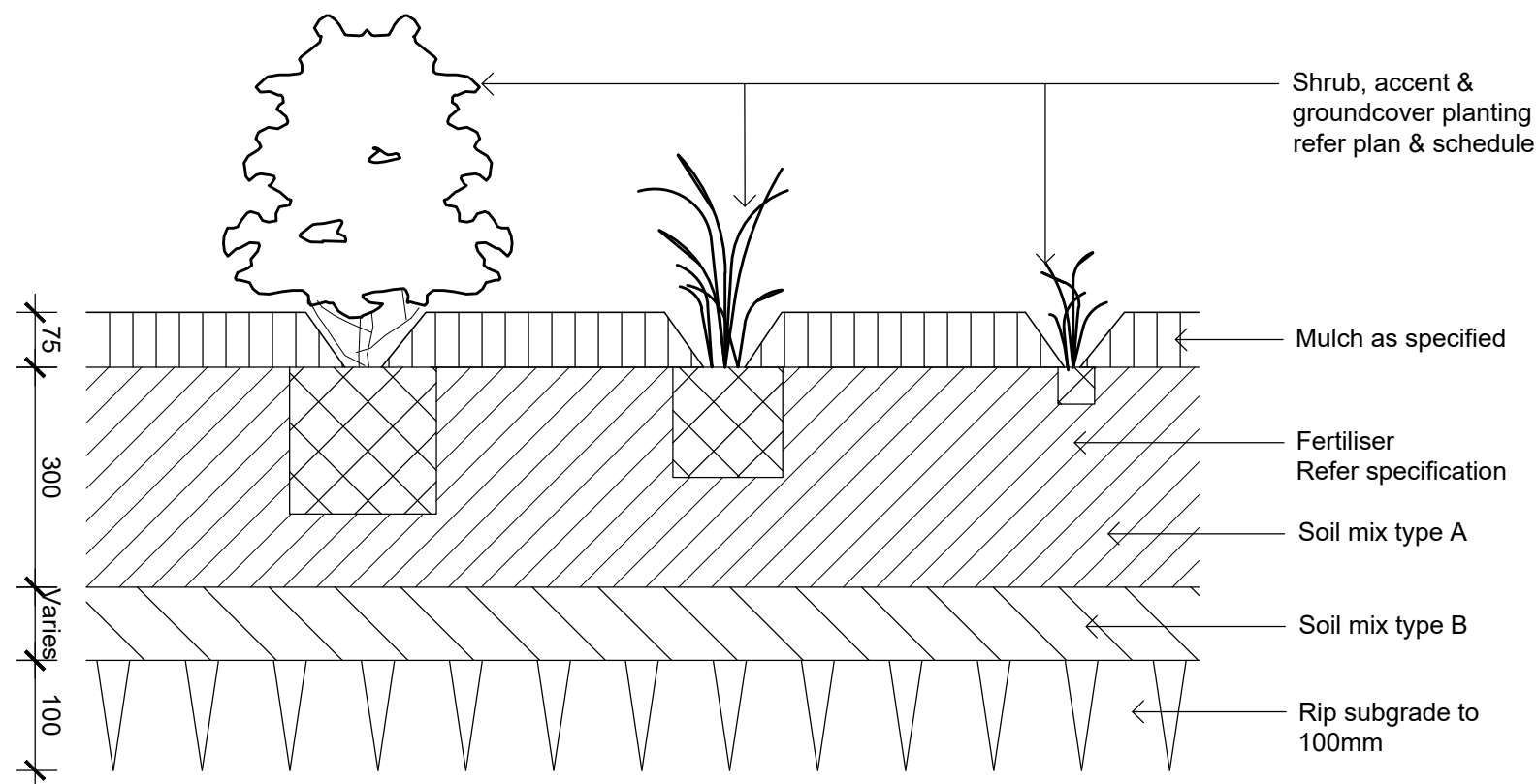
0 1 2 4 6 10m
Drawing Number: **WH9_109** Issue:



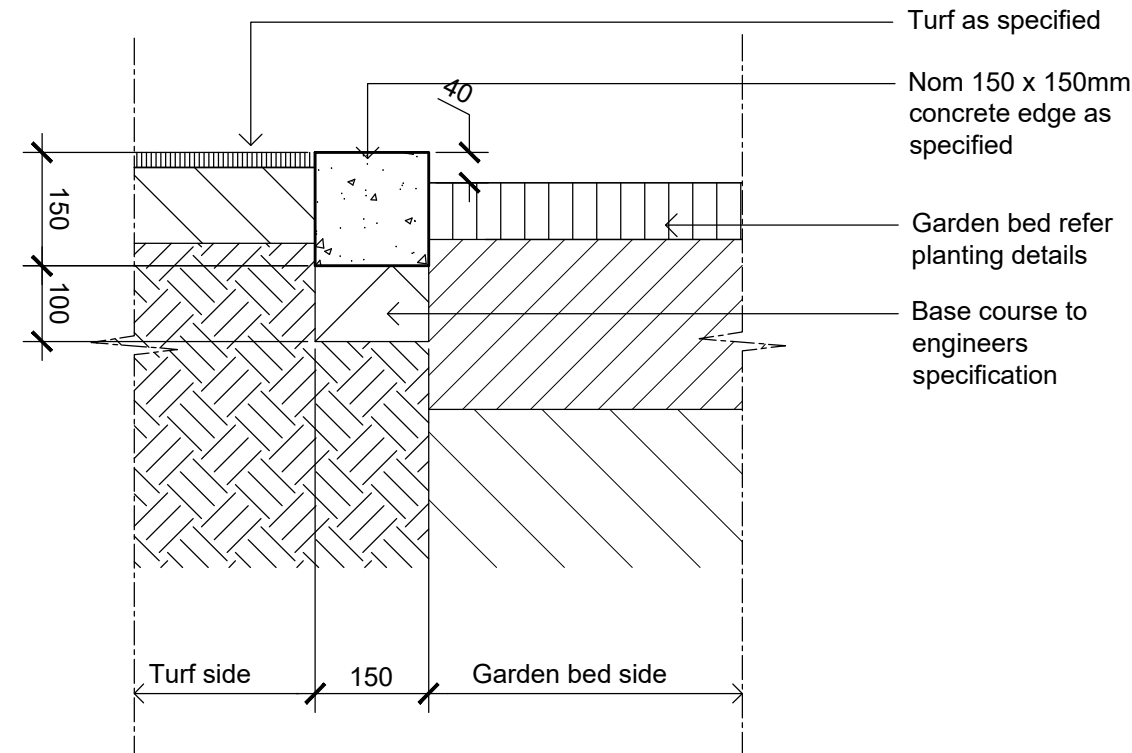
01
501
1:10
Detail 75-200L Tree Planting on Grade



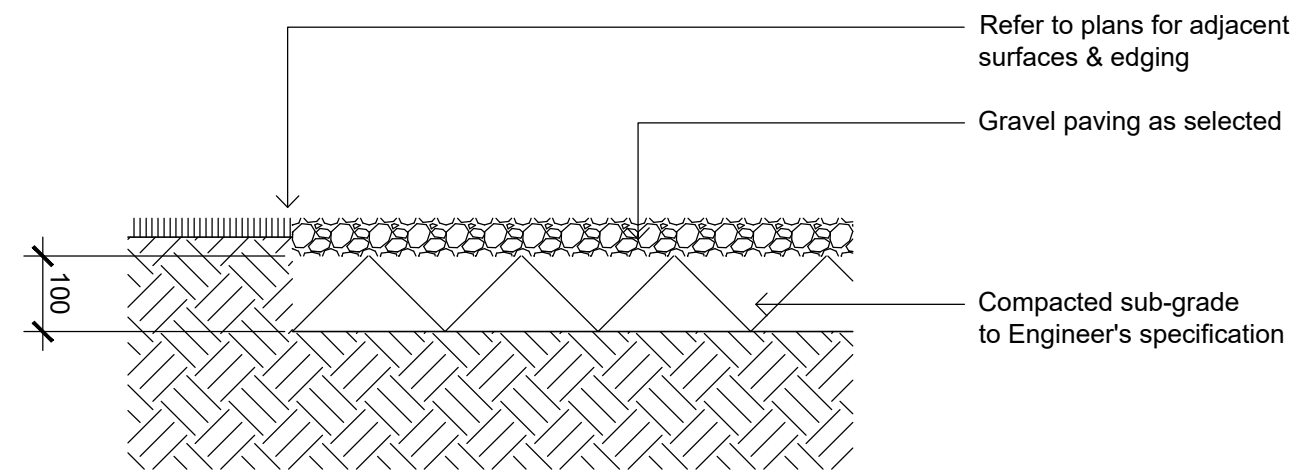
02
501
1:10
Detail Turf on Even Grade



03
501
1:10
Detail Shrub Accent & Groundcover Planting on Grade



04
501
1:10
Typical Concrete Edge



05
501
1:10
Gravel Paving on Grade

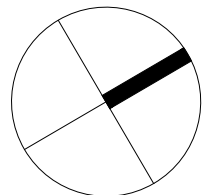
NOT FOR CONSTRUCTION

© 2019 Site Image (NSW) Pty Ltd ABN 44 801 262 380 as agent for Site Image NSW Partnership. All rights reserved. This drawing is copyright and shall not be reproduced or copied in any form or by any means (graphic, electronic or mechanical including photocopy) without the written permission of Site Image (NSW) Pty Ltd Any license, expressed or implied, to use this document for any purpose what so ever is restricted to the terms of the written agreement between Site Image (NSW) Pty Ltd and the instructing party.

The contractor shall check and verify all work on site (including work by others) before commencing the landscape installation. Any discrepancies are to be reported to the Project Manager or Landscape Architect prior to commencing work. Do not scale this drawing. Any required dimensions not shown shall be referred to the Landscape Architect for confirmation.

LEGEND

Key Plan:



S I T E I M A G E
Landscape Architects
Level 1, 3-5 Baptist Street
Redfern NSW 2016
Australia
Tel: (61 2) 8332 5600
Fax: (61 2) 9698 2877
www.siteimage.com.au

Client:
Mirvac

Project:
Aspect Industrial Estate
Mamre Rd
Kemps Creek

Drawing Name:
Landscape Details

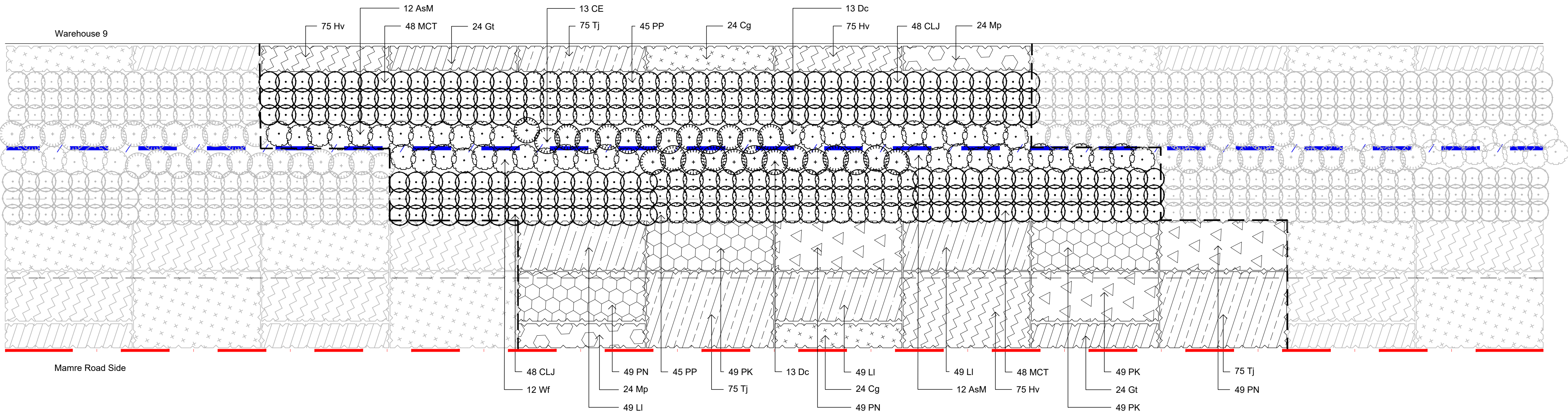
Scale:
Job Number:
SS19-4178

SSDA

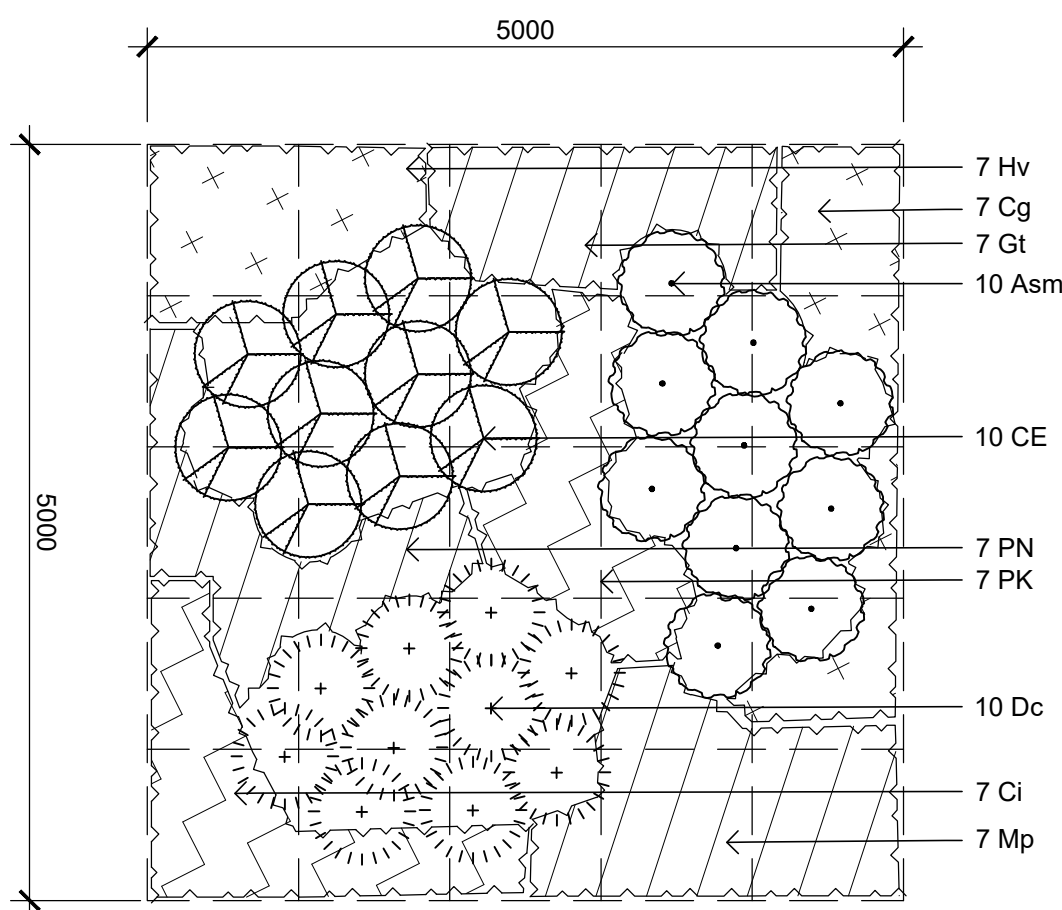
Drawing Number:
WH9_501
Issue:
A

A Mod 2
Issue Revision Description

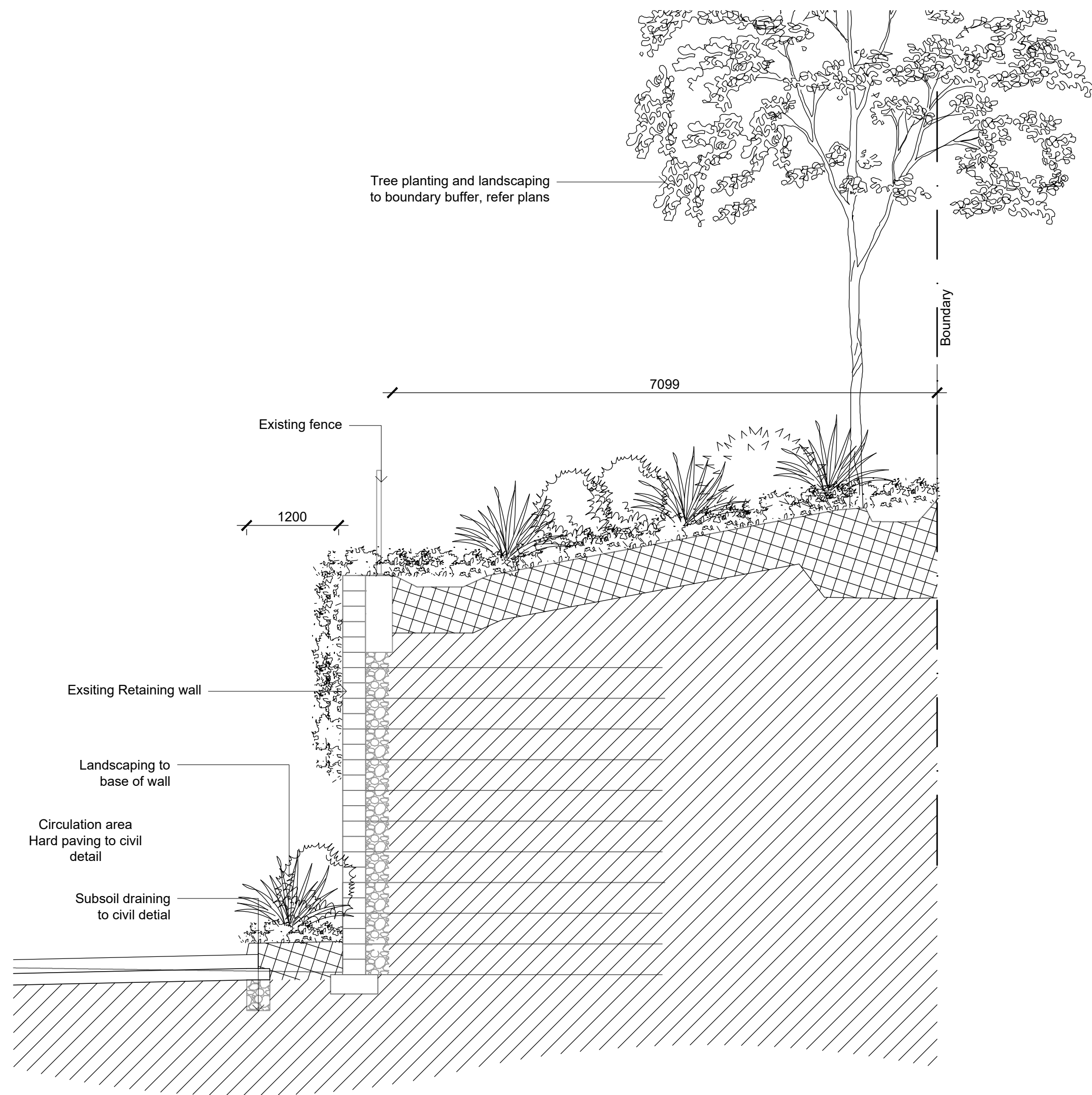
RH NM 29.03.2022
Drawn Check Date



01
502 Planting Type 3 Matrix
1:100



02
502 Planting Type 4 Boundary Matrix
1:50



03
502 Southern Boundary Section
1:100

NOT FOR CONSTRUCTION

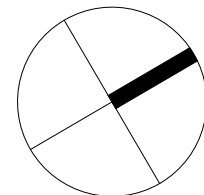
© 2019 Site Image (NSW) Pty Ltd ABN 44 801 262 380 as agent for Site Image NSW Partnership. All rights reserved. This drawing is copyright and shall not be reproduced or copied in any form or by any means (graphic, electronic or mechanical including photocopy) without the written permission of Site Image (NSW) Pty Ltd. Any license, expressed or implied, to use this document for any purpose what so ever is restricted to the terms of the written agreement between Site Image (NSW) Pty Ltd and the instructing party.

The contractor shall check and verify all work on site (including work by others) before commencing the landscape installation. Any discrepancies are to be reported to the Project Manager or Landscape Architect prior to commencing work. Do not scale this drawing. Any required dimensions not shown shall be referred to the Landscape Architect for confirmation.

Issue	Revision Description	Drawn	Check	Date
D	Revised For Comment	JW	NM	12.12.2022
C	Architectural Coordination	JW	NM	09.12.2022
B	Landscape Revisions	JW	NM	01.06.2022
A	Mod 2	RH	NM	29.03.2022

LEGEND

Key Plan:



SITE IMAGE
Landscape Architects
Level 1, 3-5 Baptist Street
Redfern NSW 2016
Australia
Tel: (61 2) 8332 5600
Fax: (61 2) 9698 2877
www.siteimage.com.au

Client:
Mirvac

Project:
Aspect Industrial Estate
Mamre Rd
Kemps Creek

Drawing Name:
Landscape Details

Scale:
Job Number:
SS19-4178

SSDA

Drawing Number:
WH9_502
Issue:
D