



1 DA - Level 3  
Scale: 1 : 100

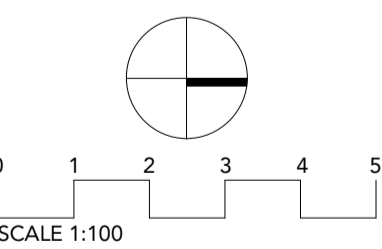
WARD ROOMS: 25 ROOMS (INCL. 3 ACC.)

**DRAWING STATUS:**

| Rev | Revision Description                     | Date     |
|-----|--|----------|
| 1   | Preliminary Issue                        | 28.07.21 |
| 2   | Preliminary Issue                        | 05.08.21 |
| 3   | ISSUE FOR DEVELOPMENT APPLICATION        | 27.10.21 |
| 4   | ISSUE FOR DEVELOPMENT APPLICATION        | 14.12.21 |
| 5   | ISSUE FOR DEVELOPMENT APPLICATION        | 15.12.21 |
| 6   | ISSUE FOR DEVELOPMENT APPLICATION UPDATE | 02.06.22 |
| 7   | ISSUE FOR DEVELOPMENT APPLICATION UPDATE | 20.06.22 |

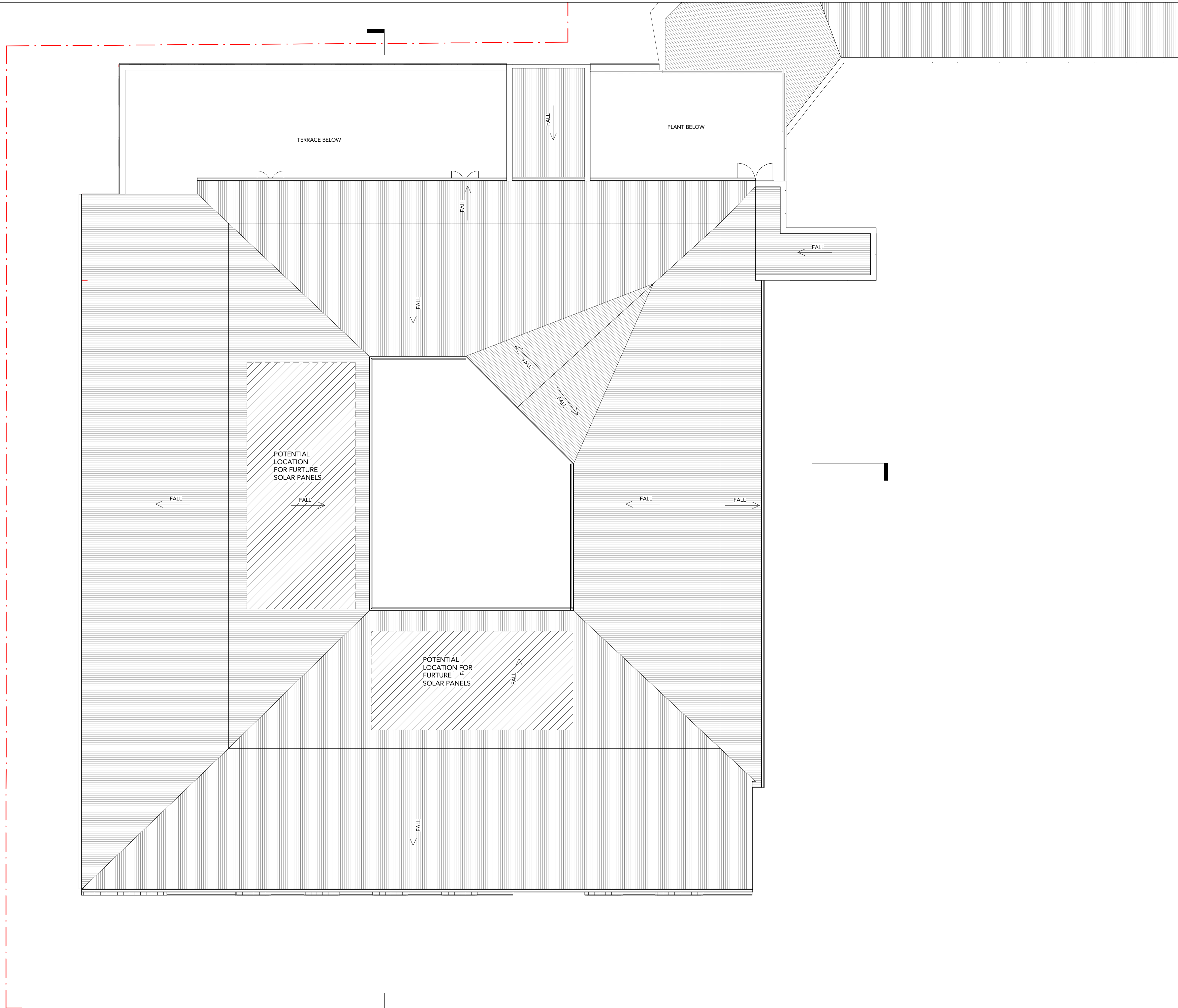
**DRAWING LEGEND:**

1. Architectural drawings shall be read in conjunction with other consultant drawings and specifications. Any discrepancies shall be referred to team 2 architects before proceeding with work.
2. All dimensions and levels are in millimeters unless noted otherwise. No dimension shall be obtained by scaling the drawing.
3. All dimensions to be checked on site with any discrepancies referred to team 2 architects before proceeding with work.
4. All work to be carried out in accordance with the requirements of the principal certifying authority, current ncc & australian standards.



**TEAM 2 ARCHITECTS**  
 SYDNEY MELBOURNE  
 701/1 Chandos Street, Suite 204/9-11 Claremont Street,  
 St Leonards NSW 2065 South Yarra, VIC 3141  
 T: +61 2 9437 3166 A: +61 3 9594 1111  
 E: info@team2.com.au  
 Reg NSW: 9940 Reg Vic: 19340

Northside West Stage 2  
 Wentworthville, NSW 2145  
 Title: LEVEL 3 - STAGE 2  
 Project #: 903 Scale: 1 : 100 @A1  
 Designer: IK VM  
 DA1009 7

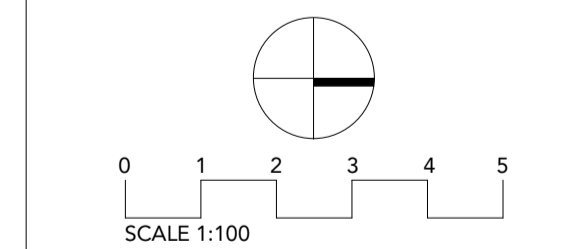


**DRAWING STATUS:**

| Rev | Revision Description                        | Date     |
|-----|---|----------|
| 1   | Preliminary Issue                           | 28.07.21 |
| 2   | Preliminary Issue                           | 05.08.21 |
| 3   | ISSUE FOR DEVELOPMENT APPLICATION           | 27.10.21 |
| 4   | ISSUE FOR DEVELOPMENT APPLICATION           | 14.12.21 |
| 5   | ISSUE FOR DEVELOPMENT APPLICATION           | 15.12.21 |
| 6   | ISSUE FOR DEVELOPMENT APPLICATION UPDATE    | 02.06.22 |
| 7   | ISSUE FOR DEVELOPMENT APPLICATION UPDATE    | 20.06.22 |
| 8   | Updated Car parking & Solar Panels Location | 25.07.22 |

©Copyright Team 2 Architects  
 This drawing is protected by copyright. All rights are reserved. Unless permitted under the Copyright Act 1969, no part of this drawing may in any form or by any means be reproduced, published, broadcast or transmitted without the prior written permission of the copyright owner. Please Note: If the status of this drawing is not signed off for Construction it may be subject to change, alteration or amendment at the discretion of Team 2 Architects. Team 2 Architects is not liable for any loss, damage, harm or injury whether special, consequential, direct or indirect, suffered by you or any other person as a result of your use of this drawing for construction purposes.

- DRAWING LEGEND:**
1. Architectural drawings shall be read in conjunction with other consultant drawings and specifications. Any discrepancies shall be referred to team 2 architects before proceeding with work.
  2. All dimensions and levels are in millimeters unless noted otherwise. No dimension shall be obtained by scaling the drawing.
  3. All dimensions to be checked on site with any discrepancies referred to team 2 architects before proceeding with work.
  4. All work to be carried out in accordance with the requirements of the principal certifying authority, current ncc & australian standards.



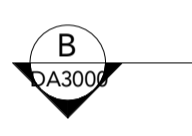
**TEAM 2 ARCHITECTS**  
 SYDNEY MELBOURNE  
 701/1 Chandos Street, Suite 204/9-11 Claremont Street,  
 St Leonards NSW 2065 South Yarra, VIC 3141  
 T: +61 2 9437 3166 ABN: 72 104 833 507  
 E: info@team2.com.au  
 Reg NSW: 9940 Reg Vic: 19340

Northside West Stage 2  
 Wentworthville. NSW 2145


**ROOF - STAGE 2**

|            |             |      |       |
|------------|-------------|------|-------|
| Project #: | Scale:      | Doc: | Clid: |
| 903        | 1 : 100 @A1 | IK   | VM    |
| Drawn by:  | Rev:        |      |       |
| DA1010     | 8           |      |       |

1 DA - Roof  
 Scale: 1 : 100



**MATERIALS AND FINISHES LEGEND**



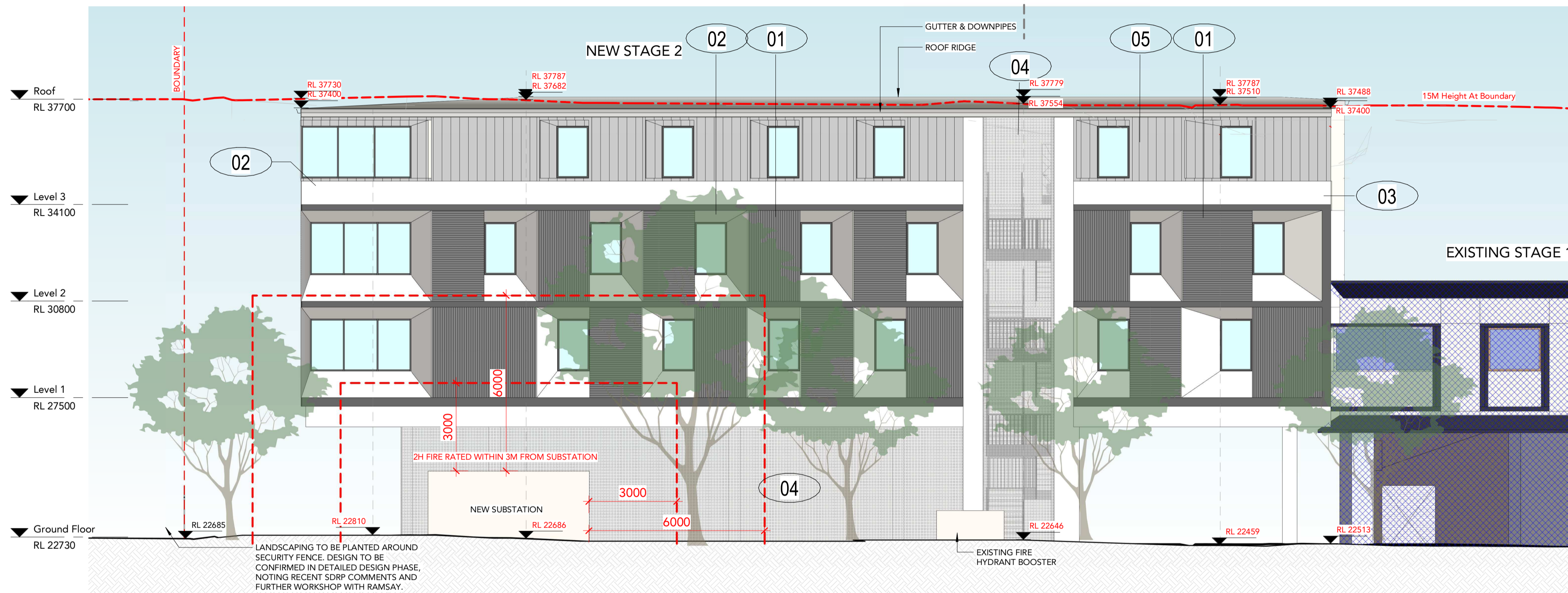
EQUITONE LINES PANEL

SOLID ALUMINUM PANEL

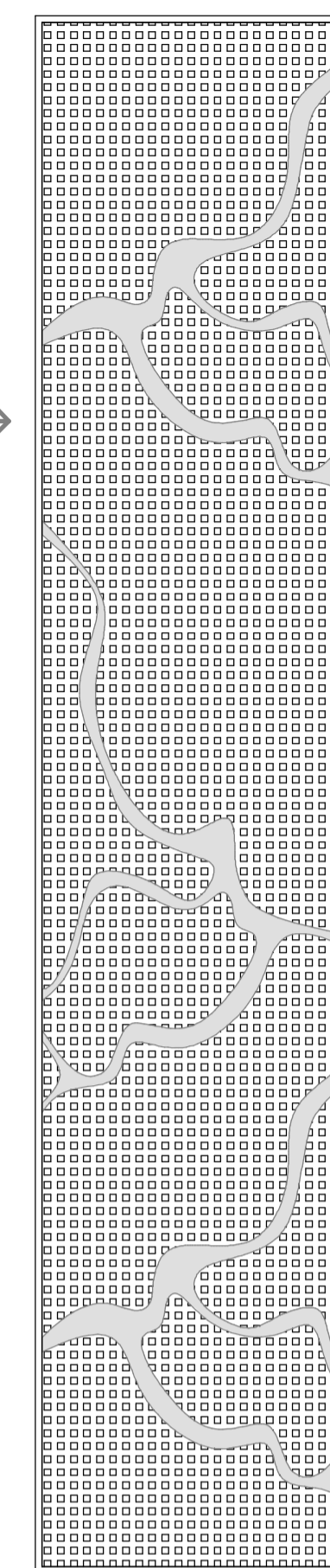
SOLID ALUMINUM PANEL

PERFORATED METAL SCREENING

COLORBOND METAL CLADDING

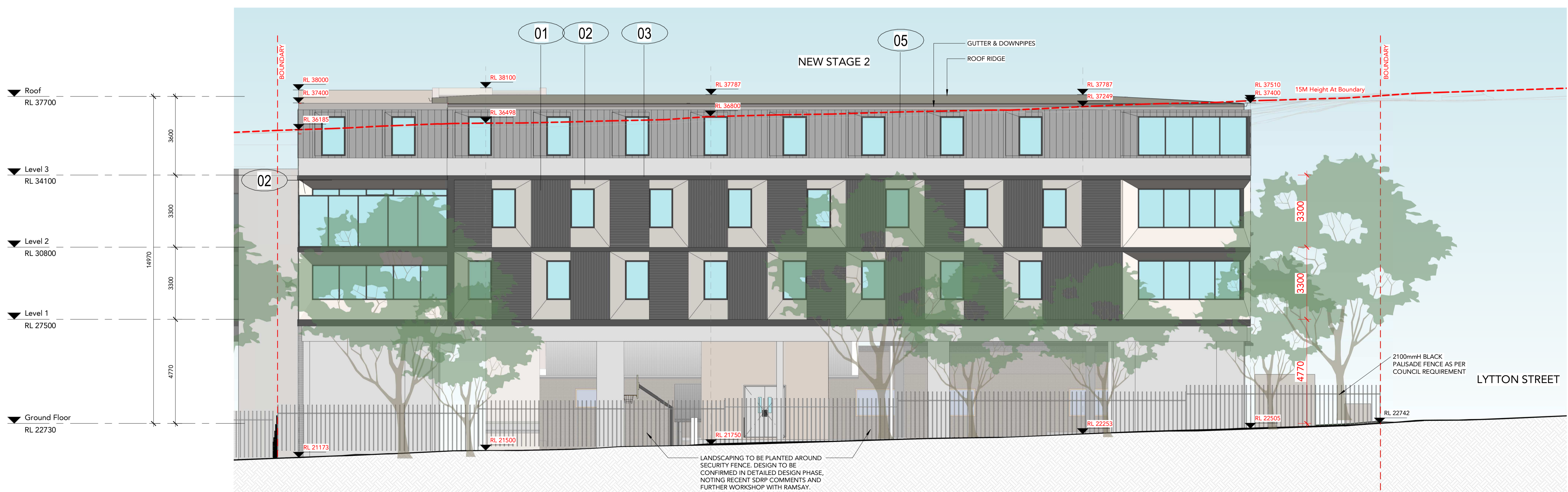


1 DA - East Elevation - Lytton St View  
Scale: 1 : 100



-OPPORTUNITIES FOR PUBLIC & INDIGENOUS ART  
-DETAIL TO BE DEVELOPED IN LATER STAGE

3 PERFORATED METAL SCREEN  
Scale: 1 : 50



2 DA - South Elevation  
Scale: 1 : 100

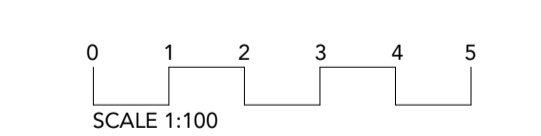
DRAWING STATUS:

| Rev | Revision Description                        | Date     |
|-----|---|----------|
| 4   | ISSUE FOR DEVELOPMENT APPLICATION - UPDATED | 05.11.21 |
| 5   | ISSUE FOR DEVELOPMENT APPLICATION           | 14.12.21 |
| 6   | ISSUE FOR DEVELOPMENT APPLICATION           | 15.12.21 |
| 7   | Height Change Diagrams                      | 26.04.22 |
| 8   | Updated Height Change Diagrams              | 27.04.22 |
| 9   | Updated Height Change                       | 11.05.22 |
| 10  | Issue For Review                            | 27.05.22 |
| 11  | ISSUE FOR DEVELOPMENT APPLICATION UPDATE    | 02.06.22 |
| 12  | ISSUE FOR DEVELOPMENT APPLICATION UPDATE    | 20.06.22 |
| 13  | Updated Car parking & Elevation RL          | 06.07.22 |

©Copyright Team 2 Architects  
This drawing is protected by copyright. All rights are reserved. Unless permitted under the Copyright Act 1968, no part of this drawing may in any form or by any means be reproduced, published, broadcast or transmitted without the prior written permission of the copyright owner. Please Note: The status of this drawing is not signed off for Construction. It may be subject to change, alteration or amendment at the discretion of Team 2 Architects. Team 2 Architects is not liable for any loss, damage, harm or injury whether special, consequential, direct or indirect, suffered by you or any other person as a result of your use of this drawing for construction purposes.

- DRAWING LEGEND:
1. Architectural drawings shall be read in conjunction with other consultant drawings and specifications. Any discrepancies shall be referred to team 2 architects before proceeding with work.
  2. All dimensions and levels are in millimeters unless noted otherwise. No dimension shall be obtained by scaling the drawing.
  3. All dimensions to be checked on site with any discrepancies referred to team 2 architects before proceeding with work.
  4. All work to be carried out in accordance with the requirements of the principal certifying authority, current ncc & australian standards.

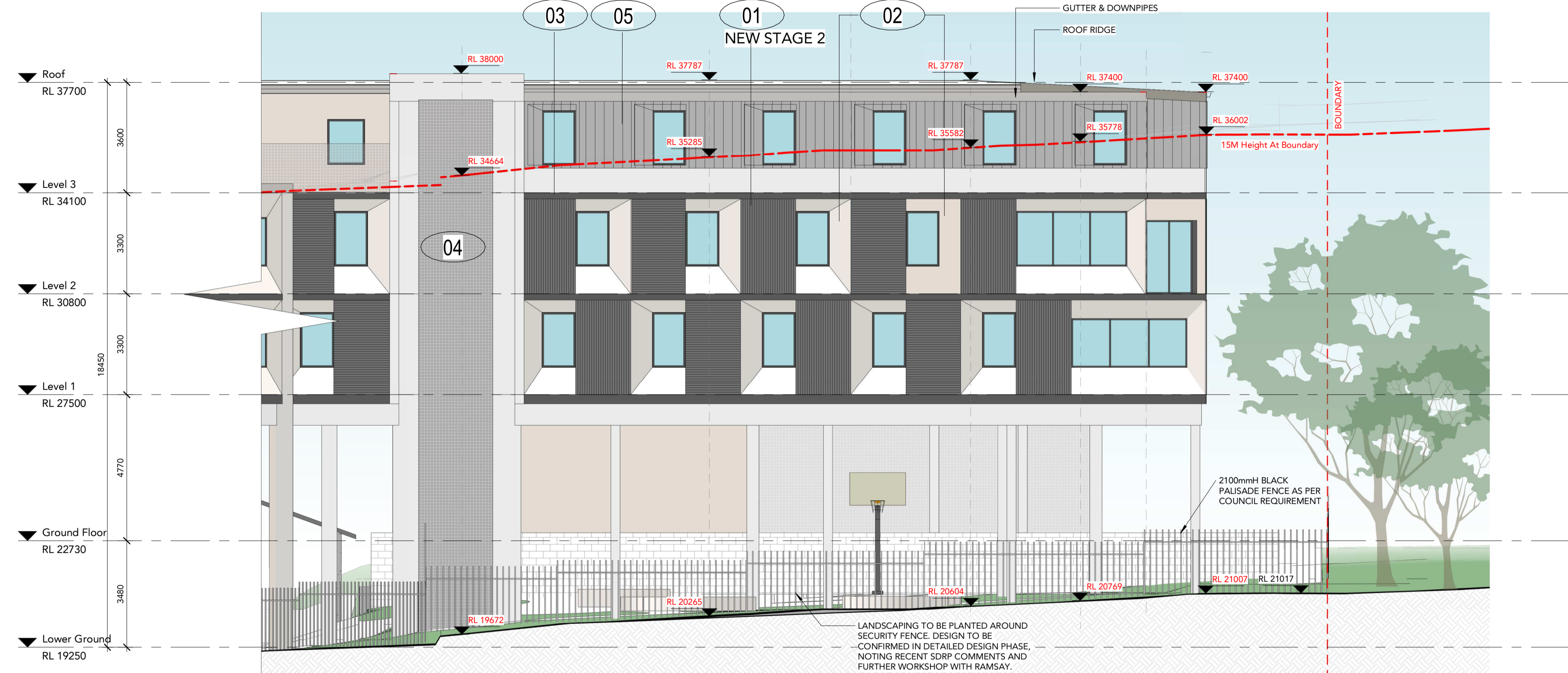

LEGEND  
EXISTING STAGE 1 - NOT IN SCOPE



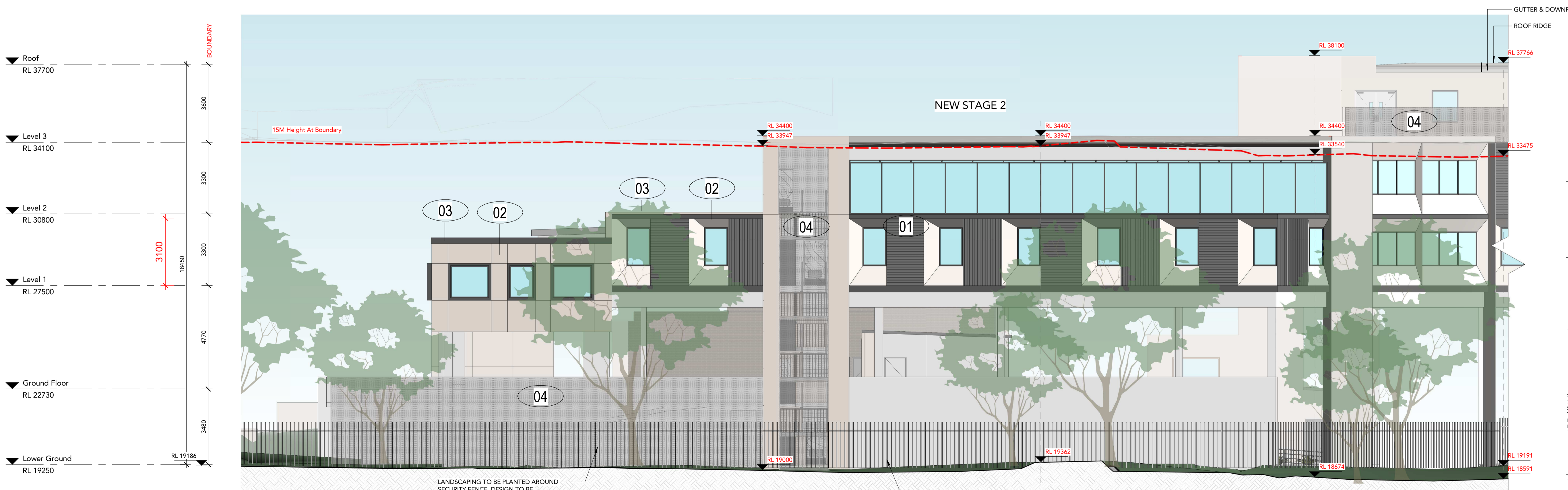
**TEAM 2 ARCHITECTS**  
SYDNEY MELBOURNE  
701/1 Chandos Street, Suite 204/9-11 Claremont Street,  
St Leonards NSW 2065 South Yarra, VIC 3141  
T: +61 2 9437 3166 ABN: 72 104 833 507  
E: info@team2.com.au Reg NSW: 9940 Reg Vic: 19340

Northside West Stage 2  
Wentworthville, NSW 2145  
ELEVATION  
Project #: 903 As @A1 IK VM  
Drawings: indicated  
DA2000 13

**MATERIALS AND FINISHES LEGEND**



1 DA - West Elevation - Lytton Park View  
Scale: 1 : 100



2 DA - West Elevation - Lytton Park View 2  
Scale: 1 : 100

**DRAWING STATUS:**

| Rev | Revision Description                        | Date     |
|-----|---|----------|
| 4   | ISSUE FOR DEVELOPMENT APPLICATION - UPDATED | 05.11.21 |
| 5   | ISSUE FOR DEVELOPMENT APPLICATION           | 14.12.21 |
| 6   | ISSUE FOR DEVELOPMENT APPLICATION           | 15.12.21 |
| 7   | Height Change Diagrams                      | 26.04.22 |
| 8   | Updated Height Change Diagrams              | 27.04.22 |
| 9   | Updated Height Change                       | 11.05.22 |
| 10  | Issue For Review                            | 27.05.22 |
| 11  | ISSUE FOR DEVELOPMENT APPLICATION UPDATE    | 02.06.22 |
| 12  | ISSUE FOR DEVELOPMENT APPLICATION UPDATE    | 20.06.22 |
| 13  | Updated Car parking & Elevation RL          | 06.07.22 |

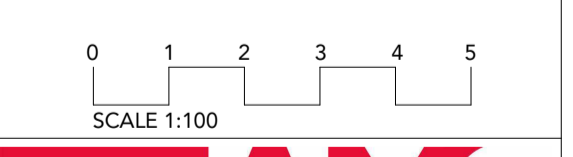
©Copyright Team 2 Architects  
This drawing is protected by copyright. All rights are reserved. Unless permitted under the Copyright Act 1968, no part of this drawing may in any form or by any means be reproduced, published, broadcast or transmitted without the prior written permission of the copyright owner. Please Note: If the status of this drawing is not signed off for Construction it may be subject to change, alteration or amendment at the discretion of Team 2 Architects. Team 2 Architects is not liable for any loss, damage, harm or injury whether special, consequential, direct or indirect, suffered by you or any other person as a result of your use of this drawing for construction purposes.

**DRAWING LEGEND:**

- Architectural drawings shall be read in conjunction with other consultant drawings and specifications. Any discrepancies shall be referred to team 2 architects before proceeding with work.
- All dimensions and levels are in millimeters unless noted otherwise. No dimension shall be obtained by scaling the drawing.
- All dimensions to be checked on site with any discrepancies referred to team 2 architects before proceeding with work.
- All work to be carried out in accordance with the requirements of the principal certifying authority, current ncc & australian standards.

**LEGEND**

EXISTING STAGE 1 - NOT IN SCOPE



**TEAM 2 ARCHITECTS**  
SYDNEY MELBOURNE  
701/1 Chandos Street, 313/737 Burwood Road,  
St Leonards NSW 2065 Hawthorn East VIC 3123  
T: +61 2 9437 3166 ABN: 72 104 833 507  
E: info@team2.com.au Reg NSW: 9940 Reg Vic: 19340

Northside West Stage 2  
Wentworthville, NSW 2145

**ELEVATION**

|           |           |      |       |
|-----------|-----------|------|-------|
| Project # | Scale     | Doc  | Clk   |
| 903       | As        | @A1  | IK VM |
| Drawn by: | indicated | Rev: |       |
| DA2001    |           |      | 13    |

**MATERIALS AND FINISHES LEGEND**



**DRAWING STATUS:**

| Rev | Revision Description                     | Date     |
|-----|--|----------|
| 1   | ISSUE FOR DEVELOPMENT APPLICATION        | 17.01.22 |
| 2   | Updated Height Change                    | 11.05.22 |
| 3   | Issue For Review                         | 27.05.22 |
| 4   | ISSUE FOR DEVELOPMENT APPLICATION UPDATE | 02.06.22 |
| 5   | ISSUE FOR DEVELOPMENT APPLICATION UPDATE | 20.06.22 |
| 6   | Updated Car parking & Elevation RL       | 06.07.22 |

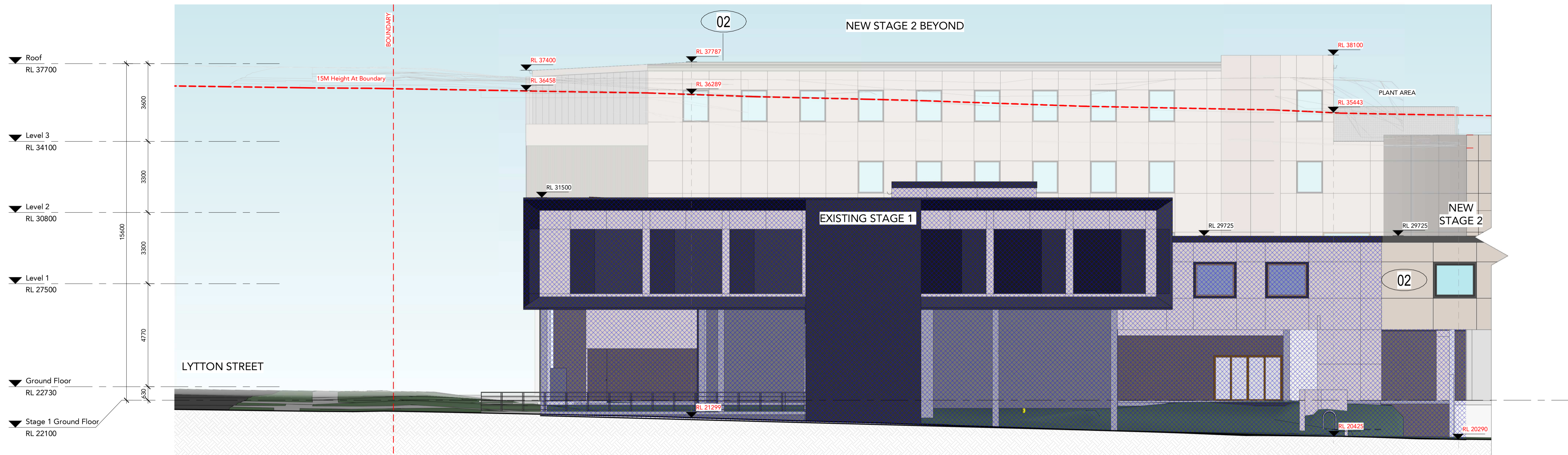
©Copyright Team 2 Architects  
 This drawing is protected by copyright. All rights are reserved. Unless permitted under the Copyright Act 1968, no part of this drawing may in any form or by any means be reproduced, published, broadcast or transmitted without the prior written permission of the copyright owner. Please Note: If the status of this drawing is not signed off for Construction it may be subject to change, alteration or amendment at the discretion of Team 2 Architects. Team 2 Architects is not liable for any loss, damage, harm or injury whether special, consequential, direct or indirect, suffered by you or any other person as a result of your use of this drawing for construction purposes.

**DRAWING LEGEND:**

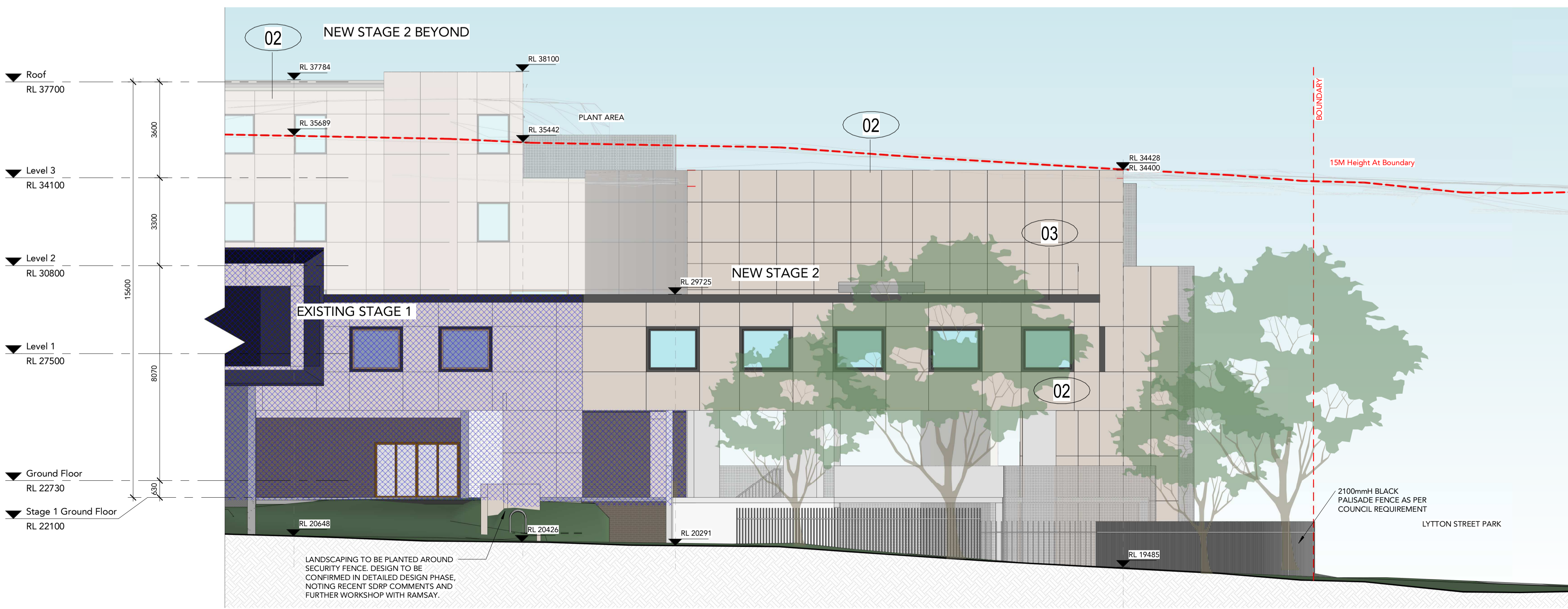
- Architectural drawings shall be read in conjunction with other consultant drawings and specifications. Any discrepancies shall be referred to team 2 architects before proceeding with work.
- All dimensions and levels are in millimeters unless noted otherwise. No dimension shall be obtained by scaling the drawing.
- All dimensions to be checked on site with any discrepancies referred to team 2 architects before proceeding with work.
- All work to be carried out in accordance with the requirements of the principal certifying authority, current ncc & australian standards.

**LEGEND**

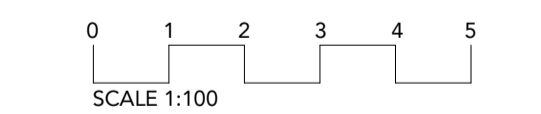
EXISTING STAGE 1 - NOT IN SCOPE



**1** DA - North Elevation - Elevation 1  
 Scale: 1 : 100



**2** DA - North Elevation - Elevation 2  
 Scale: 1 : 100



**TEAM 2 ARCHITECTS**  
 SYDNEY MELBOURNE  
 701/1 Chandos Street, Suite 204/9-11 Claremont Street,  
 St Leonards NSW 2065 South Yarra, VIC 3141  
 T: +61 2 9437 3166 ABN: 72 104 833 507  
 E: info@team2.com.au Reg NSW: 19340 Reg Vic: 19340

Northside West Stage 2  
 Wentworthville, NSW 2145

**ELEVATION**

|               |              |        |     |
|---------------|--------------|--------|-----|
| Project #     | Scale        | Doc    | Clk |
| 903           | As indicated | @A1 IK | IK  |
| Drawn by:     | Indicated    | Rev:   | 6   |
| <b>DA2002</b> |              |        |     |

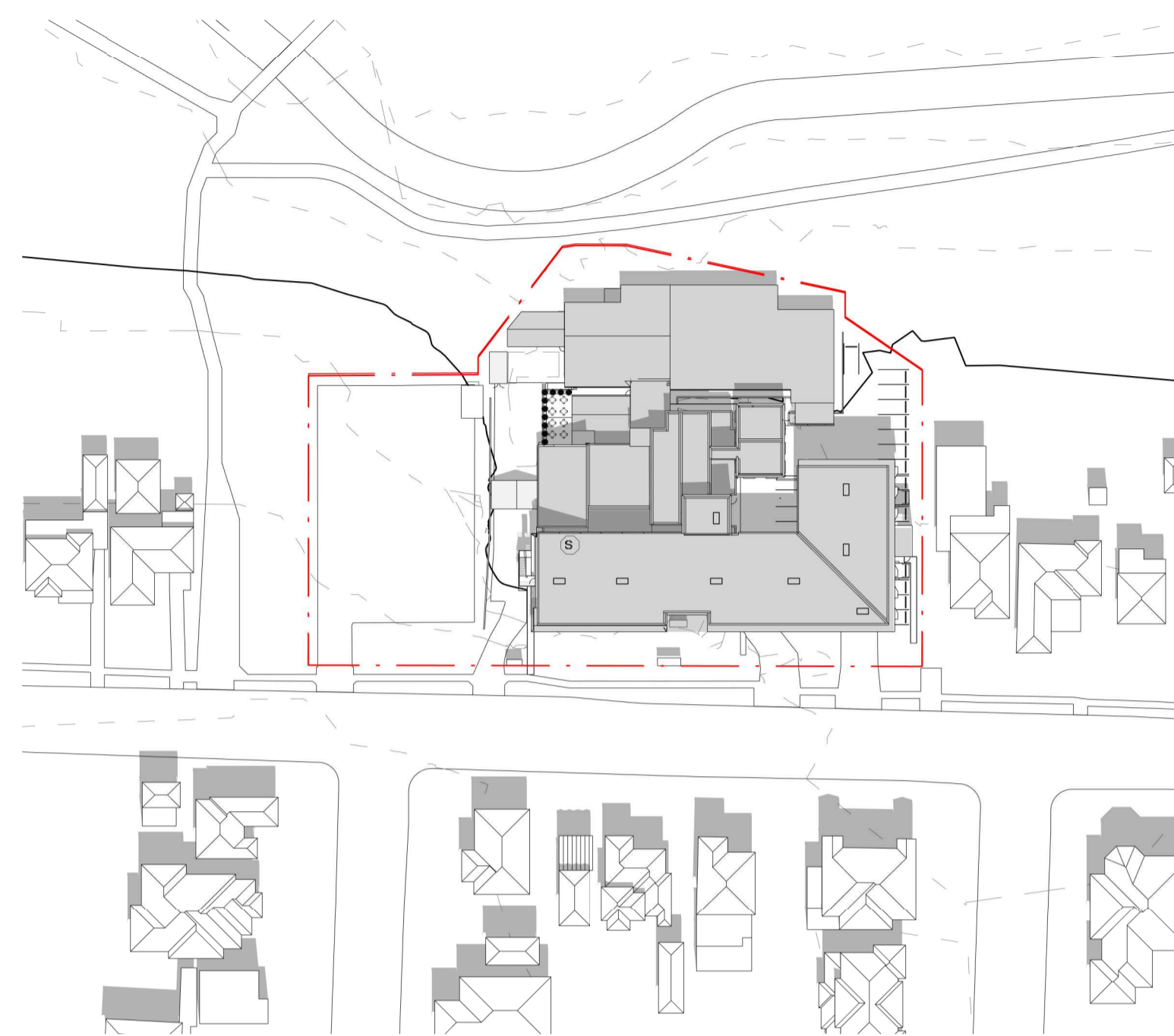




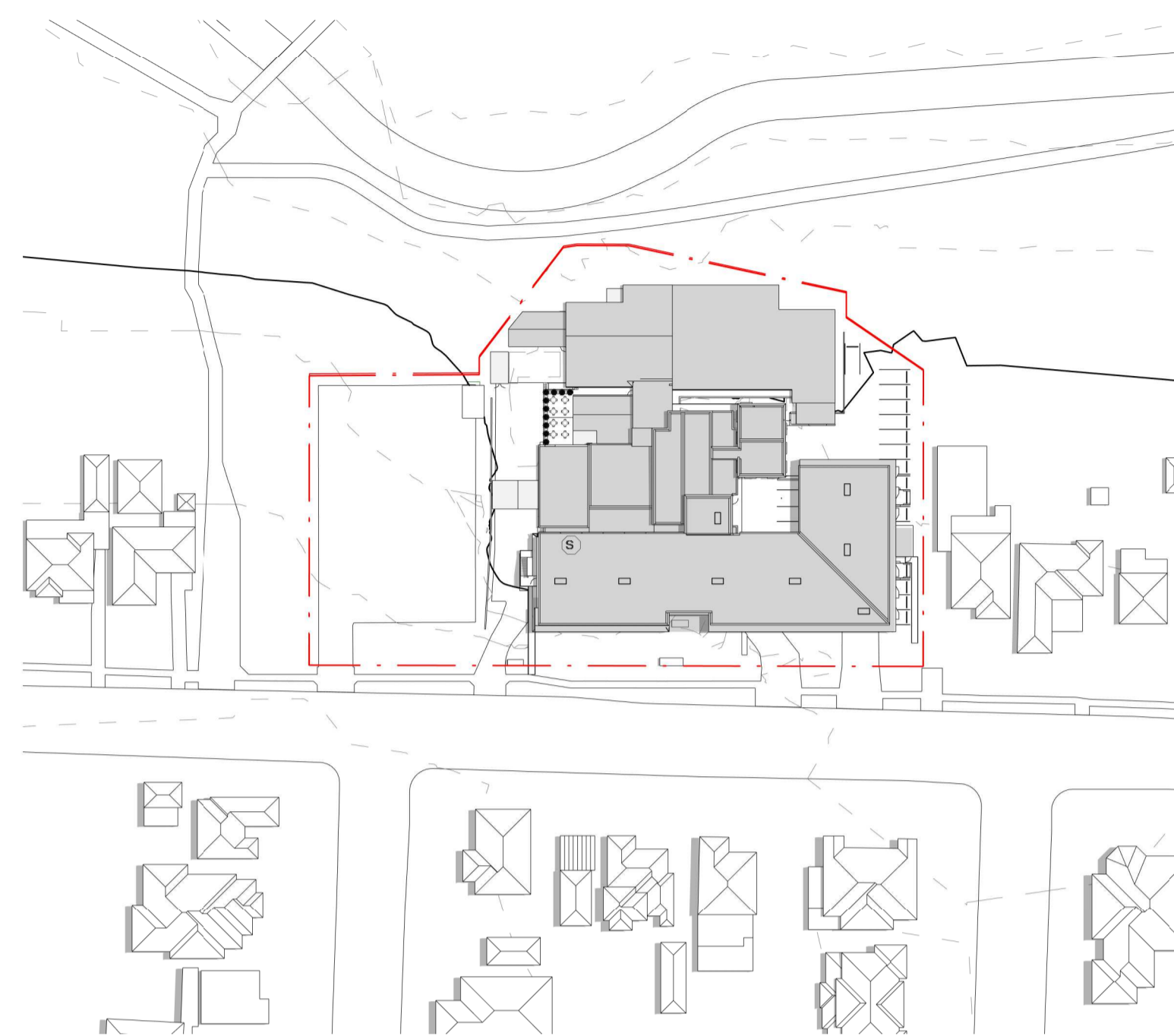
| DRAWING STATUS:         |  |          |
|-------------------------|--|----------|
| DEVELOPMENT APPLICATION |  |          |
| Rev                     | Revision Description                     | Date     |
| 1                       | Preliminary Issue                        | 28.07.21 |
| 2                       | Preliminary Issue                        | 05.08.21 |
| 3                       | ISSUE FOR DEVELOPMENT APPLICATION        | 27.10.21 |
| 4                       | ISSUE FOR DEVELOPMENT APPLICATION        | 14.12.21 |
| 5                       | ISSUE FOR DEVELOPMENT APPLICATION        | 15.12.21 |
| 6                       | ISSUE FOR DEVELOPMENT APPLICATION UPDATE | 02.06.22 |
| 7                       | ISSUE FOR DEVELOPMENT APPLICATION UPDATE | 20.06.22 |

©Copyright Team 2 Architects  
 This drawing is protected by copyright. All rights are reserved. Unless permitted under the Copyright Act 1969, no part of this drawing may in any form or by any means be reproduced, published, broadcast or transmitted without the prior written permission of the copyright owner. Please Note: If the status of this drawing is not signed off for Construction it may be subject to change, alteration or amendment at the discretion of Team 2 Architects. If so, Team 2 Architects is not liable for any loss, damage, harm or injury whether special, consequential, direct or indirect, suffered by you or any other person as a result of your use of this drawing for construction purposes.

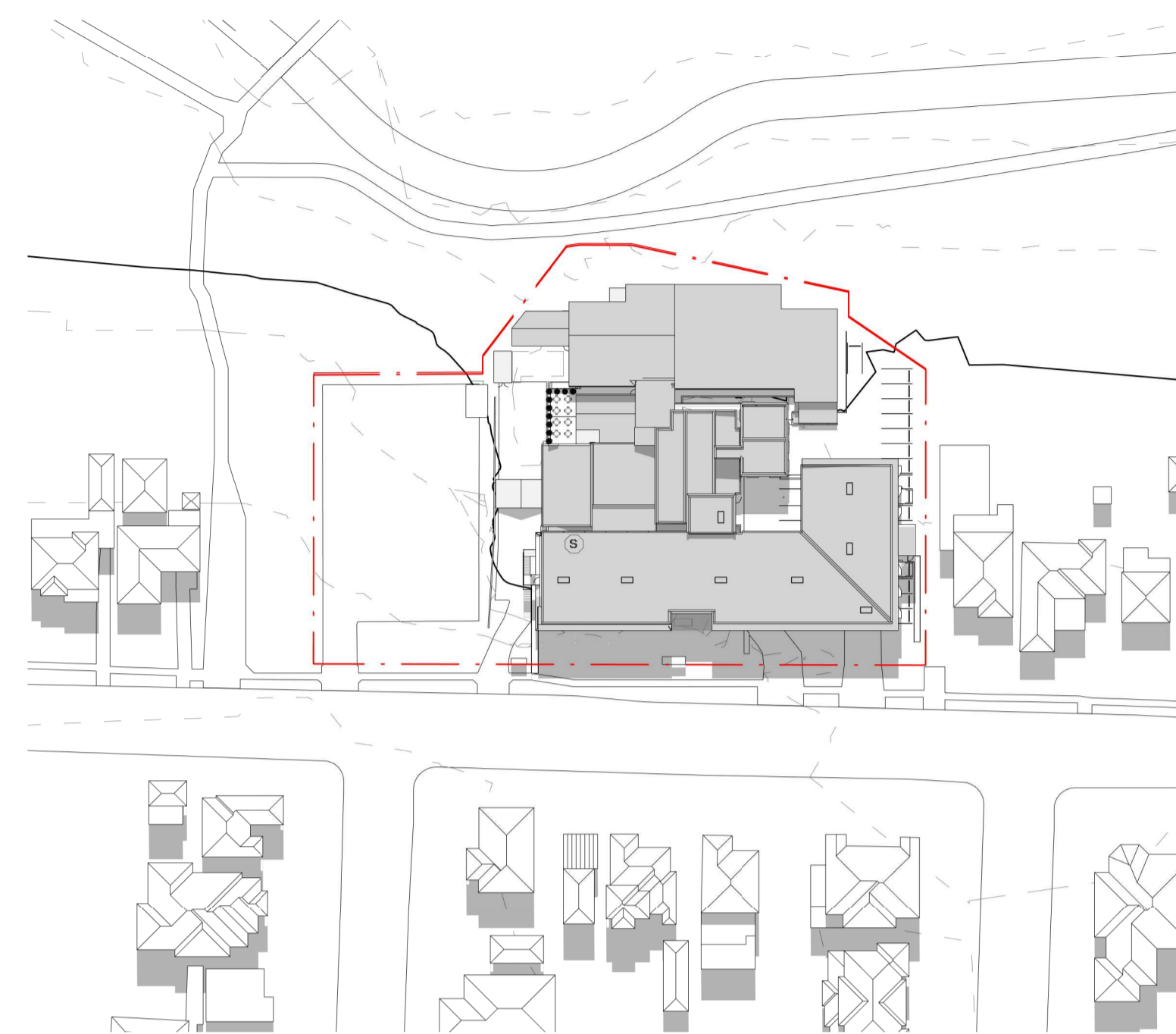
**DRAWING LEGEND:**  
 1. Architectural drawings shall be read in conjunction with other consultant drawings and specifications. Any discrepancies shall be referred to team 2 architects before proceeding with work.  
 2. All dimensions and levels are in millimeters unless noted otherwise. No dimension shall be obtained by scaling the drawing.  
 3. All dimensions to be checked on site with any discrepancies referred to team 2 architects before proceeding with work.  
 4. All work to be carried out in accordance with the requirements of the principal certifying authority, current ncc & australian standards.



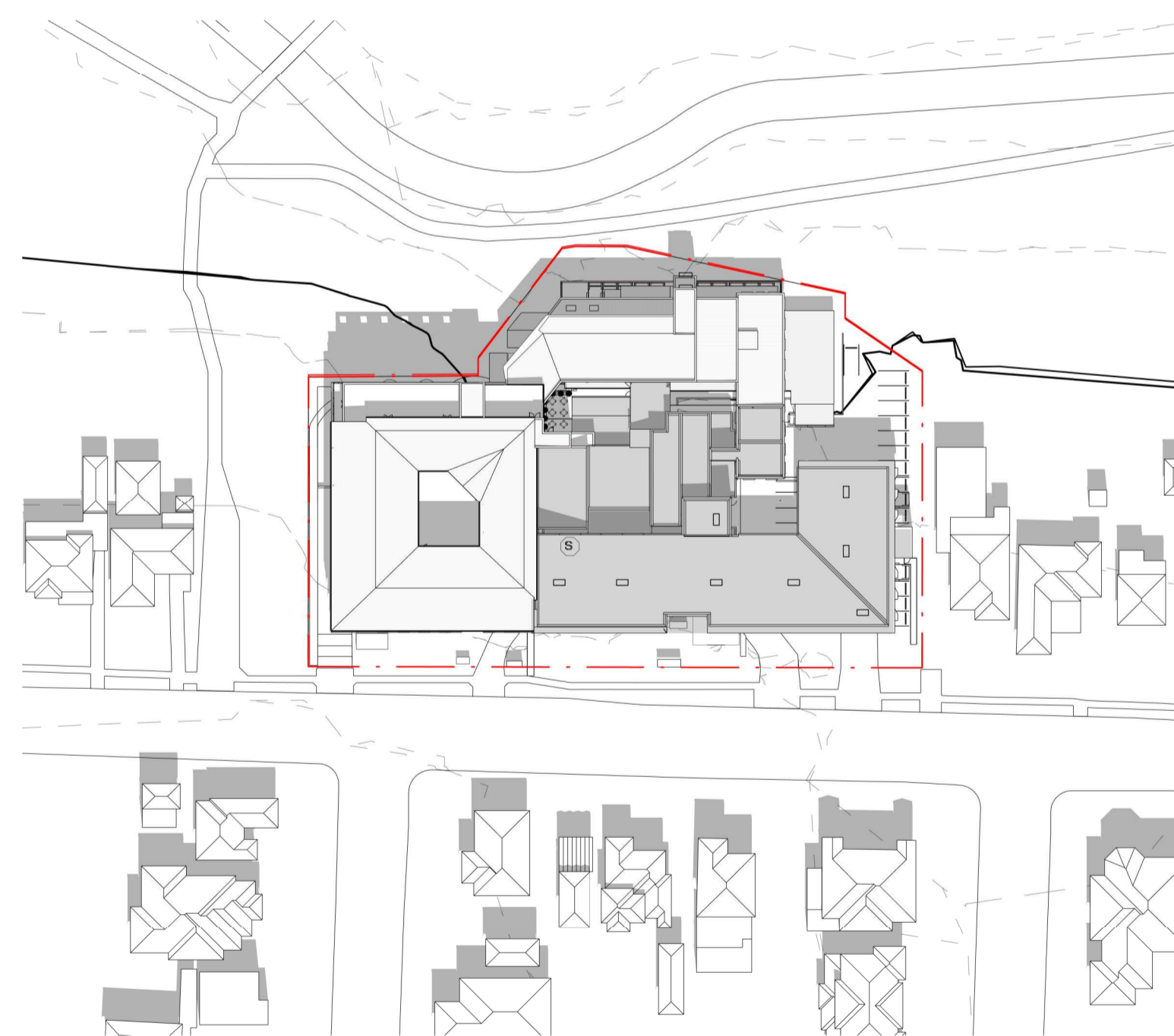
1 Shadow Diagram Existing\_Summer Solstice 0900  
 Scale: 1 : 1000



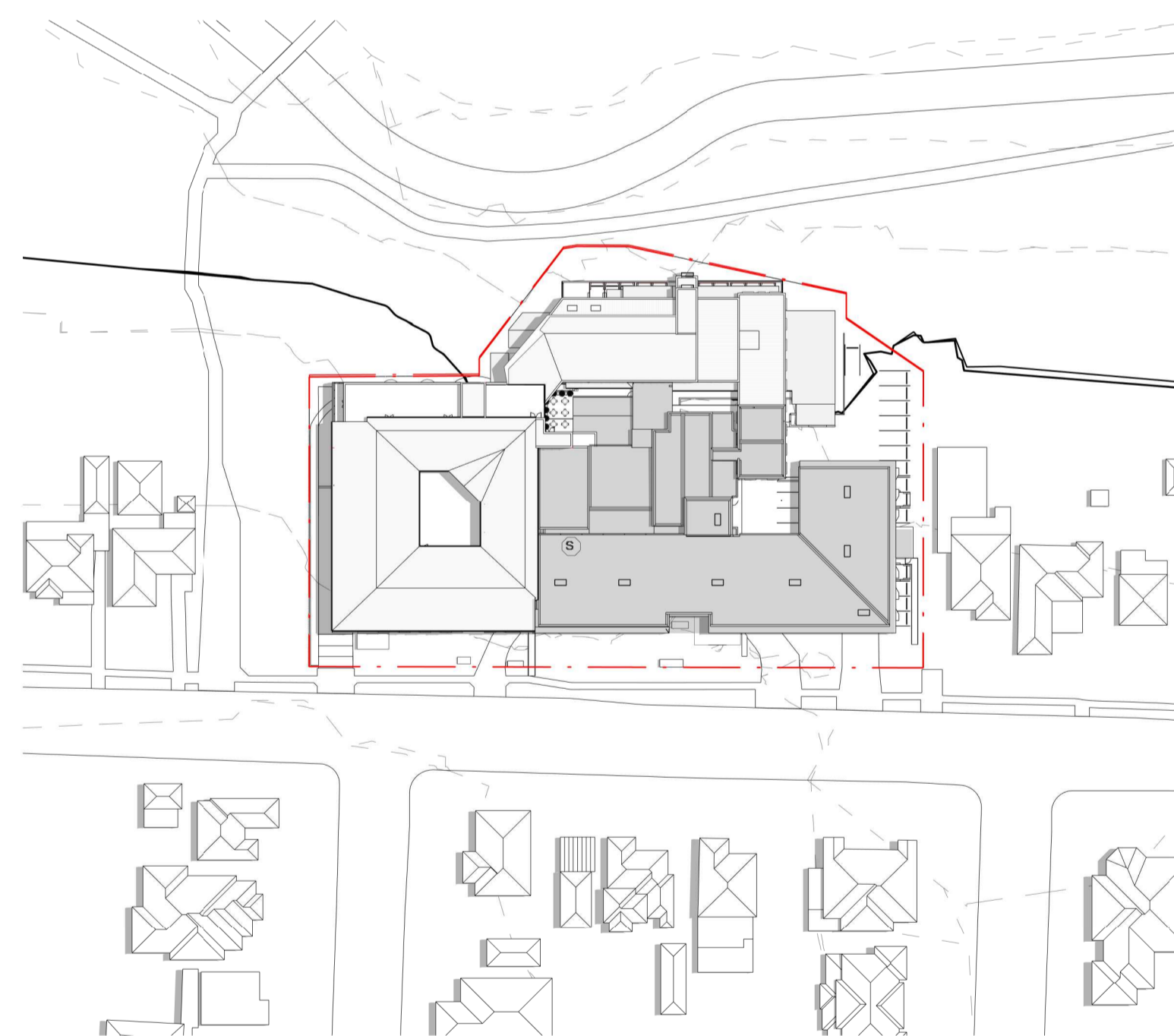
2 Shadow Diagram Existing\_Summer Solstice 1200  
 Scale: 1 : 1000



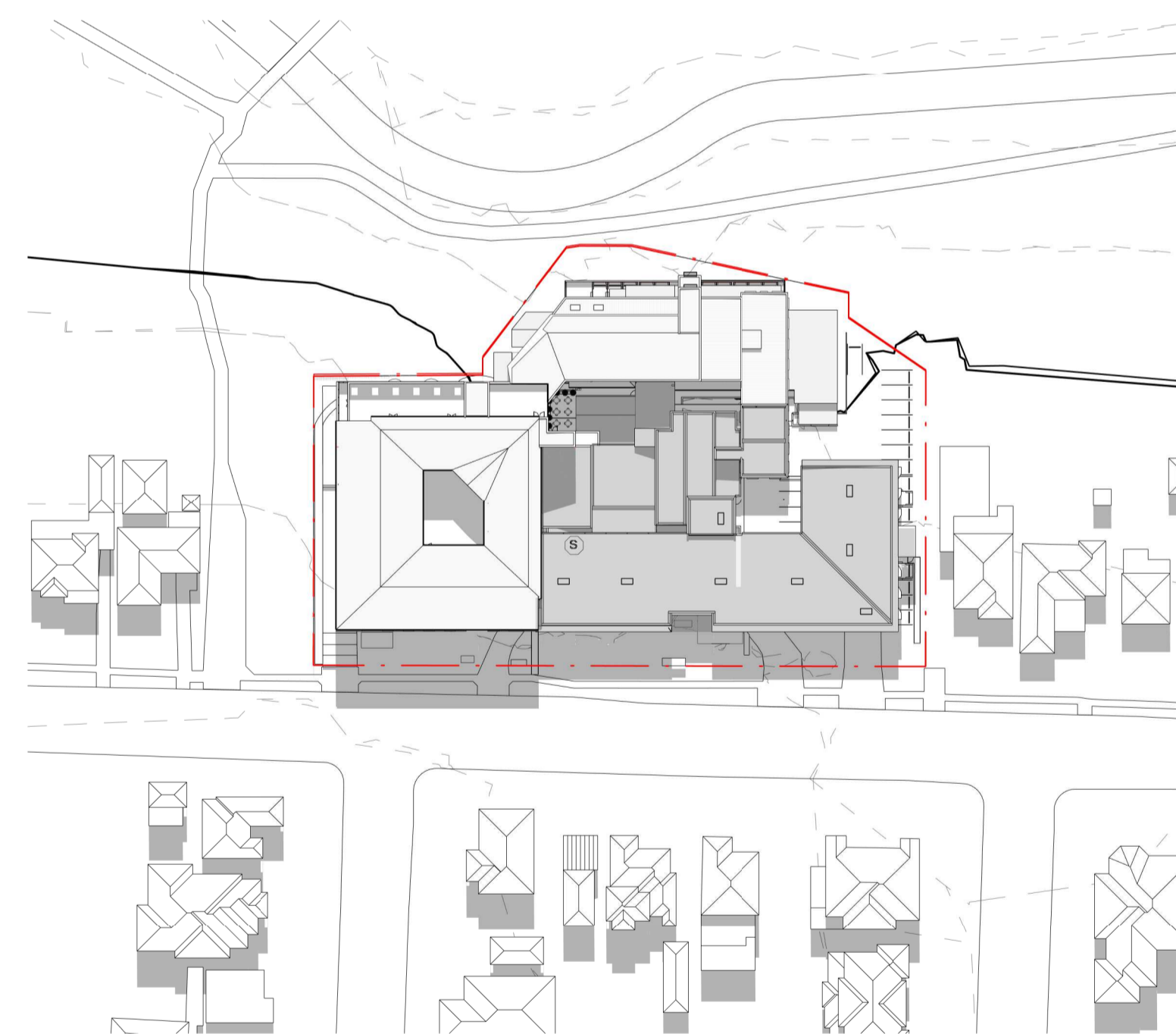
3 Shadow Diagram Existing\_Summer Solstice 1500  
 Scale: 1 : 1000



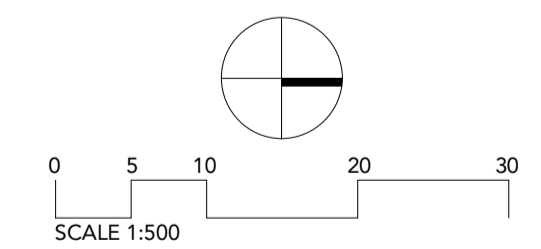
4 Shadow Diagram\_Summer Solstice 0900  
 Scale: 1 : 1000



5 Shadow Diagram\_Summer Solstice 1200  
 Scale: 1 : 1000



6 Shadow Diagram\_Summer Solstice 1500  
 Scale: 1 : 1000



**TEAM 2**  
 ARCHITECTS

SYDNEY MELBOURNE  
 701/1 Chandos Street, Suite 204/9-11 Claremont Street,  
 St Leonards NSW 2065 South Yarra, VIC 3141  
 T: +61 2 9437 3166 A: +61 3 9594 1111  
 E: info@team2.com.au ABN: 72 104 833 507  
 Reg NSW: 9940 Reg Vic: 19340

Northside West Stage 2

Wentworthville, NSW 2145

SHADOW DIAGRAMS - SUMMER

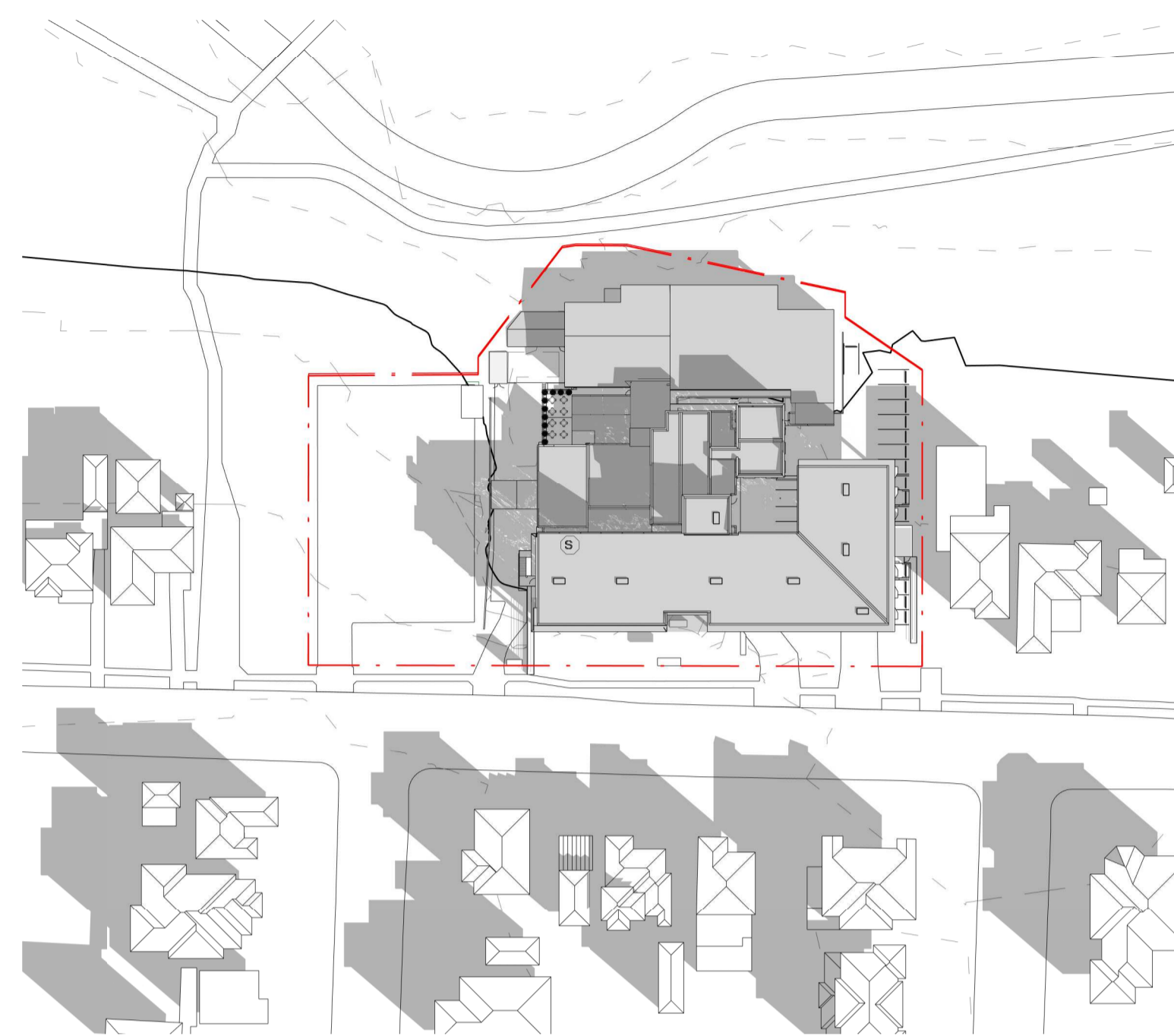
SOLSTICE  
 903 Scale: 1 : 1000@A1 Desc: IK Ctd: IK

DA8000 7

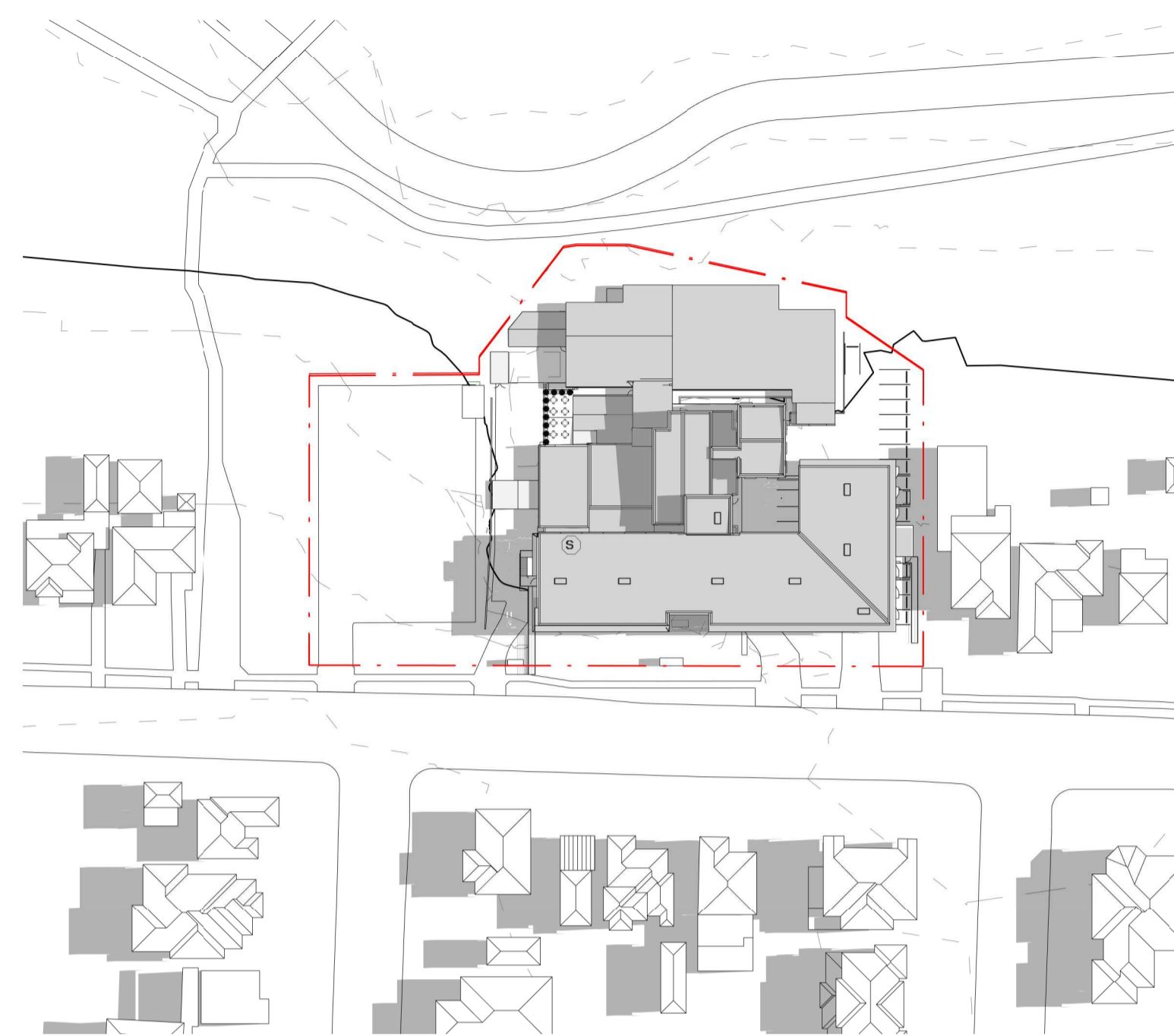
| DRAWING STATUS:         |  |          |
|-------------------------|--|----------|
| DEVELOPMENT APPLICATION |  |          |
| Rev                     | Revision Description                     | Date     |
| 1                       | Preliminary Issue                        | 28.07.21 |
| 2                       | Preliminary Issue                        | 05.08.21 |
| 3                       | ISSUE FOR DEVELOPMENT APPLICATION        | 27.10.21 |
| 4                       | ISSUE FOR DEVELOPMENT APPLICATION        | 14.12.21 |
| 5                       | ISSUE FOR DEVELOPMENT APPLICATION        | 15.12.21 |
| 6                       | ISSUE FOR DEVELOPMENT APPLICATION UPDATE | 02.06.22 |
| 7                       | ISSUE FOR DEVELOPMENT APPLICATION UPDATE | 20.06.22 |

©Copyright Team 2 Architects  
 This drawing is protected by copyright. All rights are reserved. Unless permitted under the Copyright Act 1969, no part of this drawing may in any form or by any means be reproduced, published, broadcast or transmitted without the prior written permission of the copyright owner. Please Note: If the status of this drawing is not signed off for Construction it may be subject to change, alteration or amendment at the discretion of Team 2 Architects. Team 2 Architects is not liable for any loss, damage, harm or injury whether special, consequential, direct or indirect, suffered by you or any other person as a result of your use of this drawing for construction purposes.

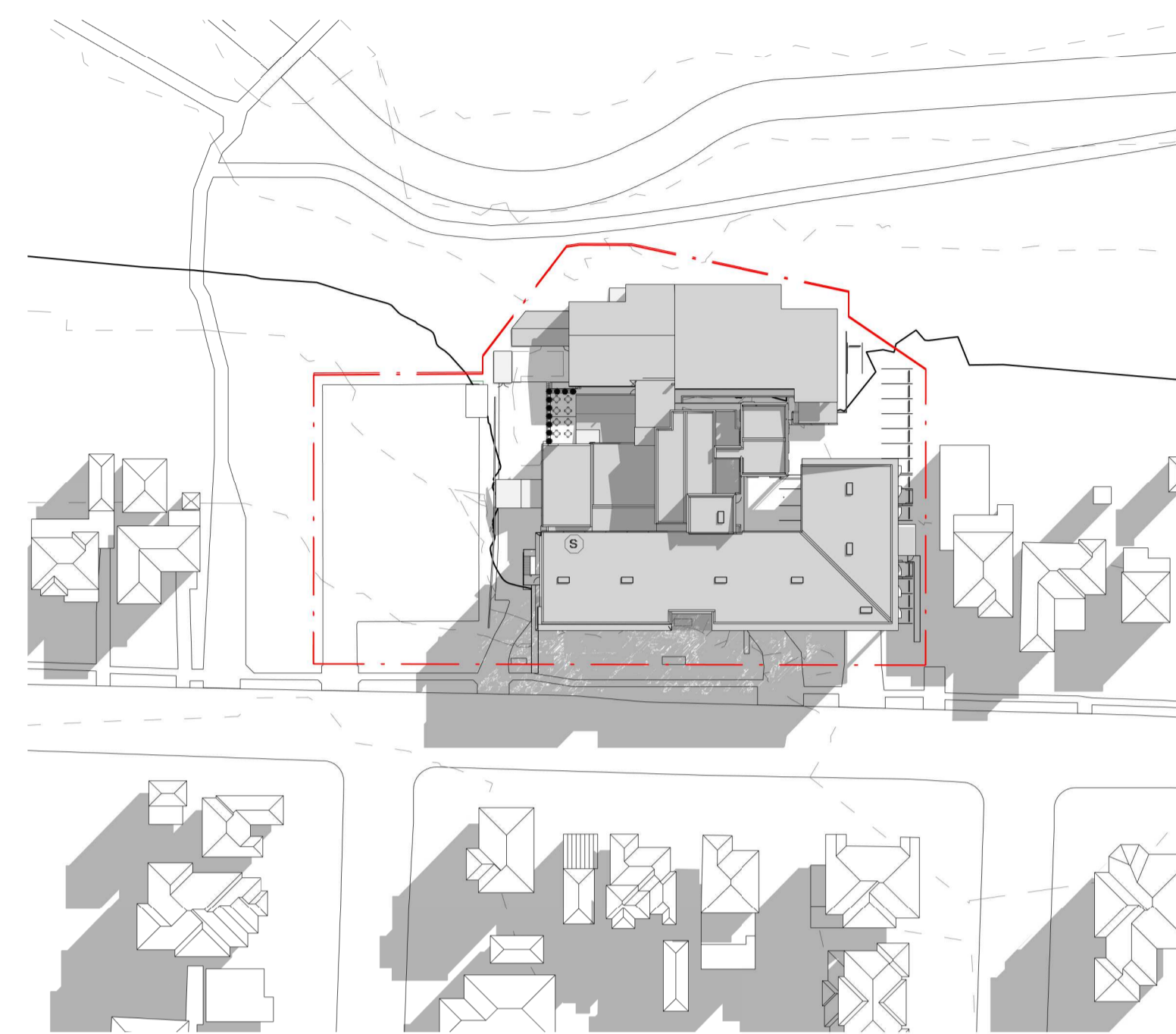
- DRAWING LEGEND:**
1. Architectural drawings shall be read in conjunction with other consultant drawings and specifications. Any discrepancies shall be referred to team 2 architects before proceeding with work.
  2. All dimensions and levels are in millimeters unless noted otherwise. No dimension shall be obtained by scaling the drawing.
  3. All dimensions to be checked on site with any discrepancies referred to team 2 architects before proceeding with work.
  4. All work to be carried out in accordance with the requirements of the principal certifying authority, current ncc & australian standards.



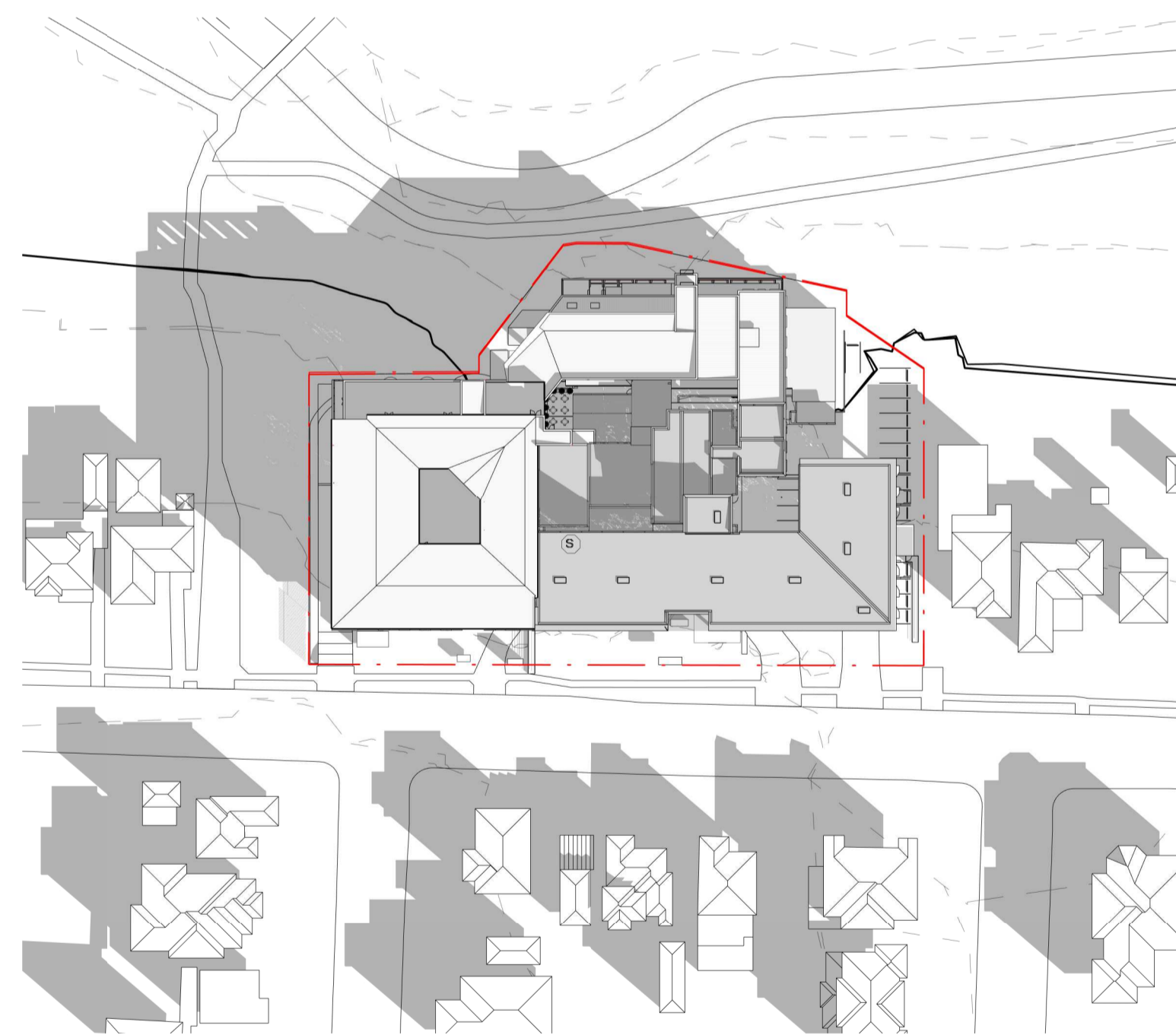
1 Shadow Diagram Existing\_Winter Solstice 0900  
 Scale: 1 : 1000



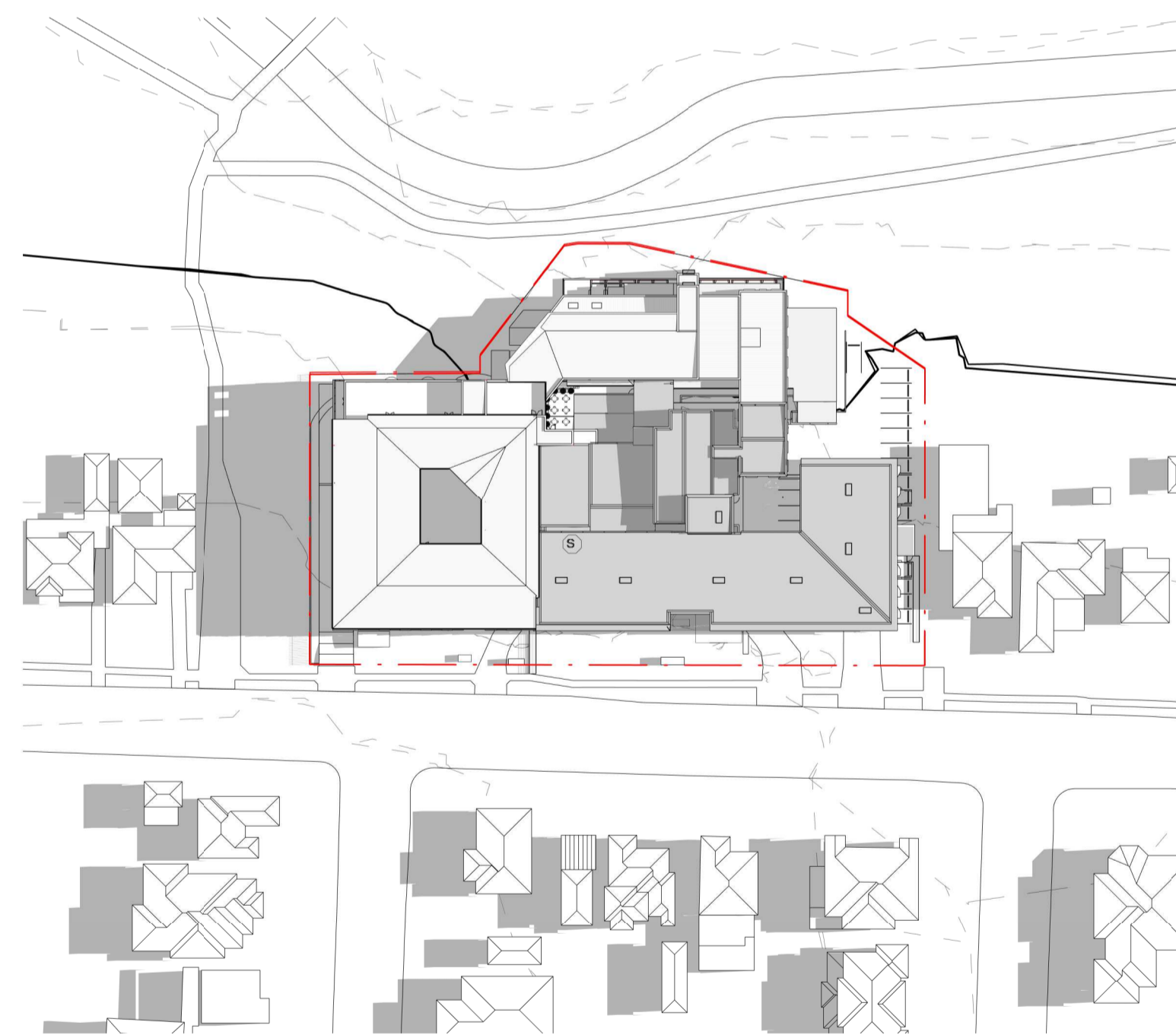
2 Shadow Diagram Existing\_Winter Solstice 1200  
 Scale: 1 : 1000



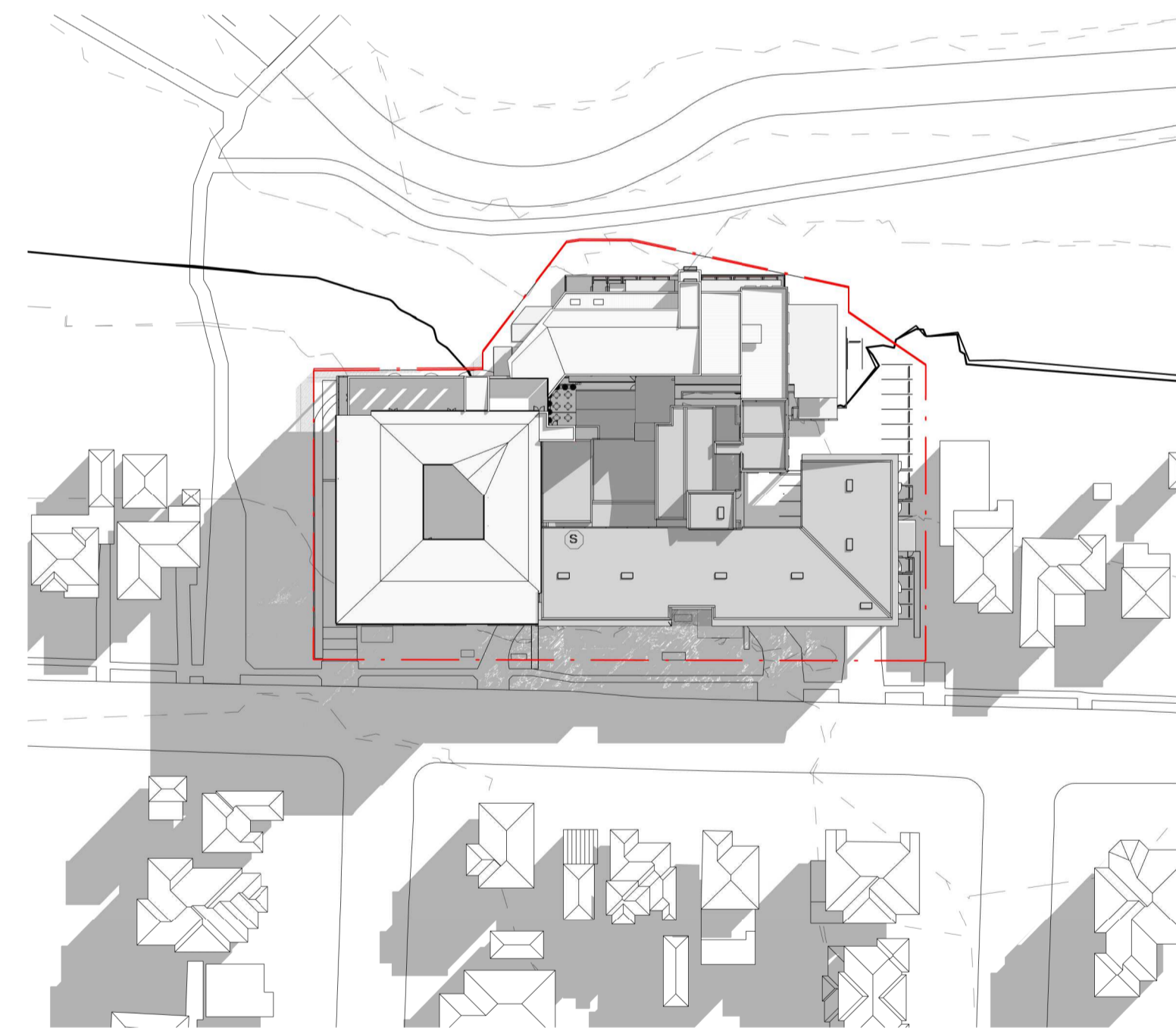
3 Shadow Diagram Existing\_Winter Solstice 1500  
 Scale: 1 : 1000



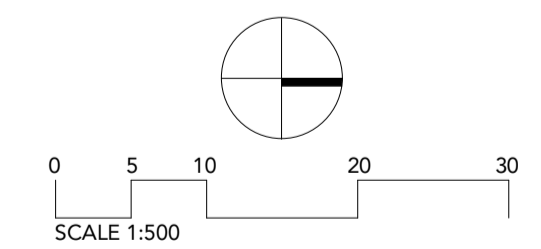
4 Shadow Diagram\_Winter Solstice 0900  
 Scale: 1 : 1000



5 Shadow Diagram\_Winter Solstice 1200  
 Scale: 1 : 1000



6 Shadow Diagram\_Winter Solstice 1500  
 Scale: 1 : 1000



**TEAM 2**  
 ARCHITECTS

SYDNEY MELBOURNE  
 701/1 Chandos Street, Suite 204/9-11 Claremont Street,  
 St Leonards NSW 2065 South Yarra, VIC 3141  
 T: +61 2 9437 3166  
 E: info@team2.com.au  
 Reg NSW: 9940 Reg Vic: 19340

Northside West Stage 2

Wentworthville, NSW 2145

SHADOW DIAGRAMS - WINTER

|     |                    |         |          |
|-----|--------------------|---------|----------|
| 903 | Scale: 1 : 1000@A1 | Doc: IK | Clid: IK |
|-----|--------------------|---------|----------|

DA8002 7

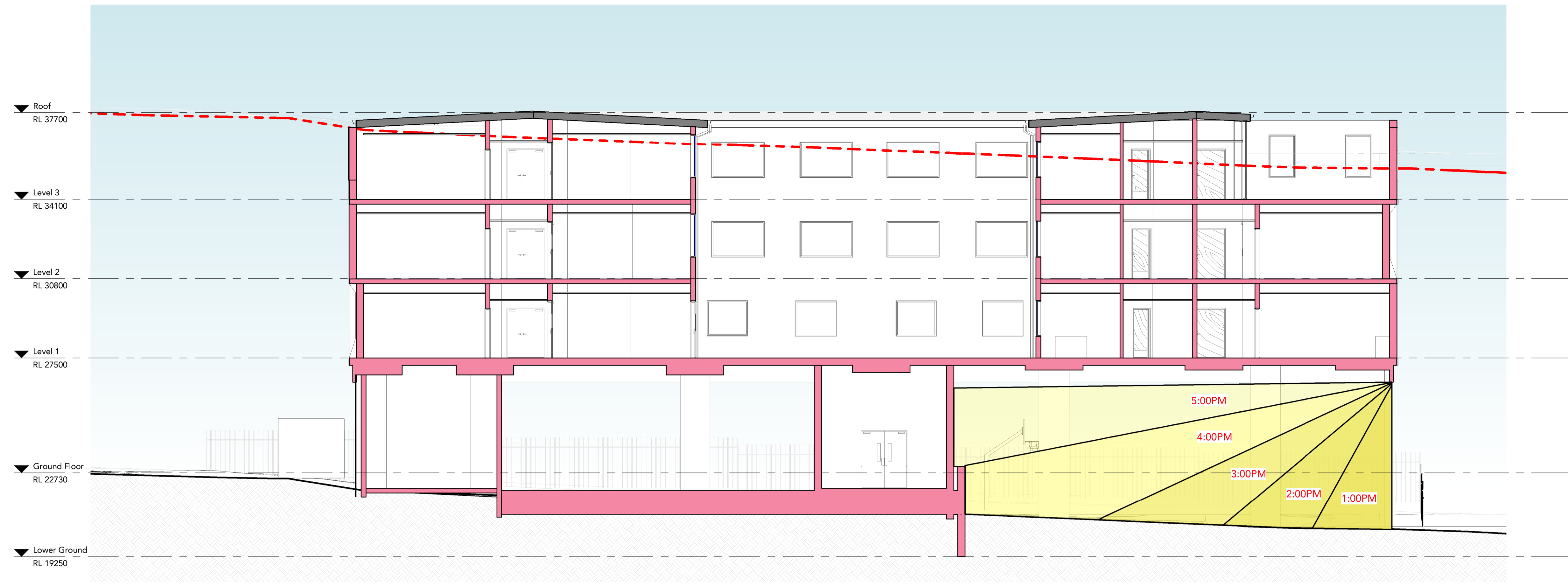
**DRAWING STATUS:**  
**FOR INFO ONLY**

| Rev | Revision Description                     | Date     |
|-----|--|----------|
| 1   | Updated Height Change                    | 11.05.22 |
| 2   | Issue For Review                         | 27.05.22 |
| 3   | ISSUE FOR DEVELOPMENT APPLICATION UPDATE | 02.06.22 |
| 4   | ISSUE FOR DEVELOPMENT APPLICATION UPDATE | 20.06.22 |

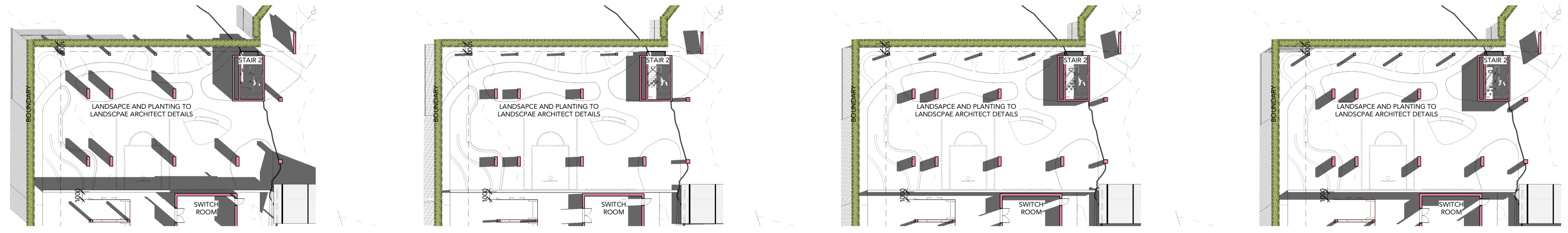
©Copyright Team 2 Architects  
This drawing is protected by copyright. All rights are reserved. Unless permitted under the Copyright Act 1968, no part of this drawing may in any form or by any means be reproduced, published, broadcast or transmitted without the prior written permission of the copyright owner. Please Note: If the status of this drawing is not signed off for Construction it may be subject to change, alteration or amendment at the discretion of Team 2 Architects. Team 2 Architects is not liable for any loss, damage, harm or injury whether special, consequential, direct or indirect, suffered by you or any other person as a result of your use of this drawing for construction purposes.

**DRAWING LEGEND:**

1. Architectural drawings shall be read in conjunction with other consultant drawings and specifications. Any discrepancies shall be referred to team 2 architects before proceeding with work.
2. All dimensions and levels are in millimeters unless noted otherwise. No dimension shall be obtained by scaling the drawing.
3. All dimensions to be checked on site with any discrepancies referred to team 2 architects before proceeding with work.
4. All work to be carried out in accordance with the requirements of the principal certifying authority, current ncc & australian standards.



**1 SECTION A-A SHADOW-WINTER SOLSTICE**  
Scale: 1 : 100

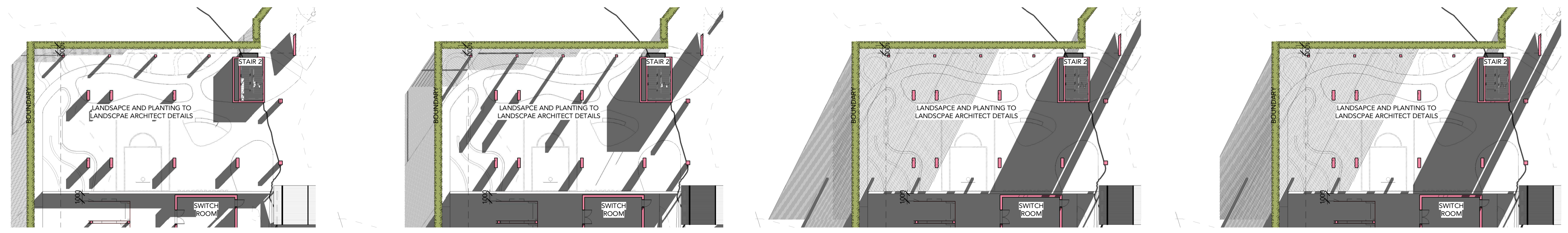


**2 Courtyard - Ground Floor 9 am-WINTER SOLSTICE**  
Scale: 1 : 300

**3 Courtyard - Ground Floor 12pm-WINTER SOLSTICE**  
Scale: 1 : 300

**4 Courtyard - Ground Floor 1 pm-WINTER SOLSTICE**  
Scale: 1 : 300

**5 Courtyard - Ground Floor 2pm-WINTER SOLSTICE**  
Scale: 1 : 300

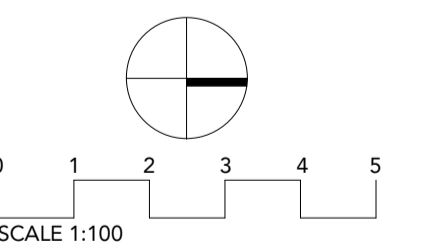


**6 Courtyard - Ground Floor 3 pm-WINTER SOLSTICE**  
Scale: 1 : 300

**7 Courtyard - Ground Floor 4 pm-WINTER SOLSTICE**  
Scale: 1 : 300

**8 Courtyard - Ground Floor 5 pm-WINTER SOLSTICE**  
Scale: 1 : 300

**9 Courtyard - Ground Floor 6 pm-WINTER SOLSTICE**  
Scale: 1 : 300

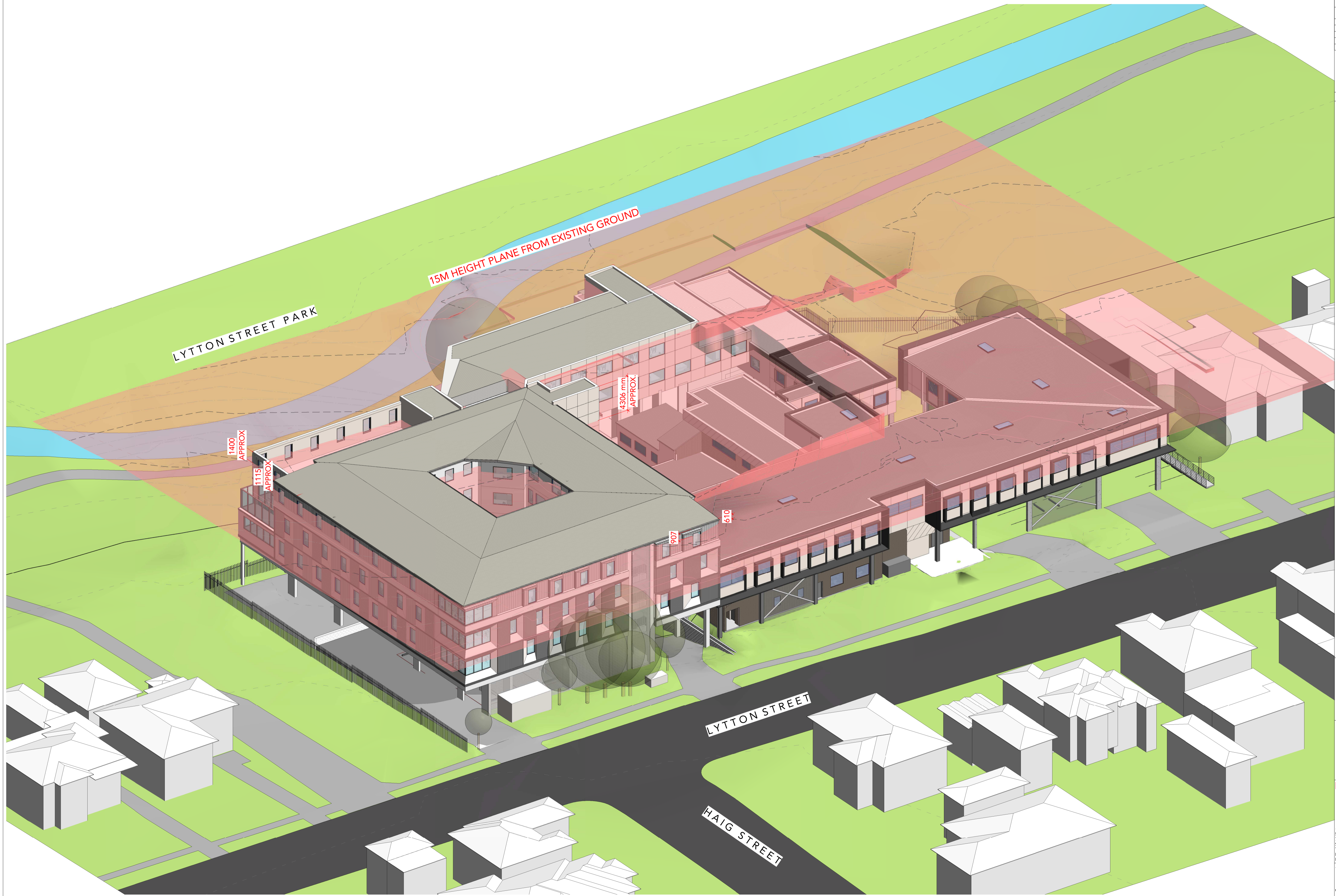


**TEAM 2 ARCHITECTS**  
SYDNEY MELBOURNE  
701/1 Chandos Street, Suite 204/9-11 Claremont Street,  
St Leonards NSW 2065 South Yarra, VIC 3141  
T: +61 2 9437 3166 A: info@team2.com.au  
Reg NSW: 9940 Reg Vic: 19340

Northside West Stage 2

|                 |   |
|-----------------|---|
| CLIENT SIGN OFF | Wentworthville, NSW 2145                |
| Signature:      | Title:                                  |
| Name:           | As <input type="checkbox"/> Autochecked |
| Date:           | Drawn to: indicated                     |
|                 | DA8003                                  |
|                 | 4                                       |





**DRAWING STATUS:**

| Rev | Revision Description                     | Date     |
|-----|--|----------|
| 1   | Preliminary Issue - LEP Height           | 28.09.21 |
| 2   | ISSUE FOR DEVELOPMENT APPLICATION        | 27.10.21 |
| 3   | ISSUE FOR DEVELOPMENT APPLICATION        | 14.12.21 |
| 4   | ISSUE FOR DEVELOPMENT APPLICATION        | 15.12.21 |
| 5   | ISSUE FOR DEVELOPMENT APPLICATION UPDATE | 02.06.22 |
| 6   | ISSUE FOR DEVELOPMENT APPLICATION UPDATE | 20.06.22 |
| 7   | Updated Car parking & Elevation RL       | 06.07.22 |

**©Copyright Team 2 Architects**  
 This drawing is protected by copyright. All rights are reserved. Unless permitted under the Copyright Act 1968, no part of this drawing may in any form or by any means be reproduced, published, broadcast or transmitted without the prior written permission of the copyright owner. Please Note: If the status of this drawing is not signed off for Construction it may be subject to change, alteration or amendment at the discretion of Team 2 Architects. Team 2 Architects is not liable for any loss, damage, harm or injury whether special, consequential, direct or indirect, suffered by you or any other person as a result of your use of this drawing for construction purposes.

- DRAWING LEGEND:**
1. Architectural drawings shall be read in conjunction with other consultant drawings and specifications. Any discrepancies shall be referred to team 2 architects before proceeding with work.
  2. All dimensions and levels are in millimeters unless noted otherwise. No dimension shall be obtained by scaling the drawing.
  3. All dimensions to be checked on site with any discrepancies referred to team 2 architects before proceeding with work.
  4. All work to be carried out in accordance with the requirements of the principal certifying authority, current ncc & Australian standards.



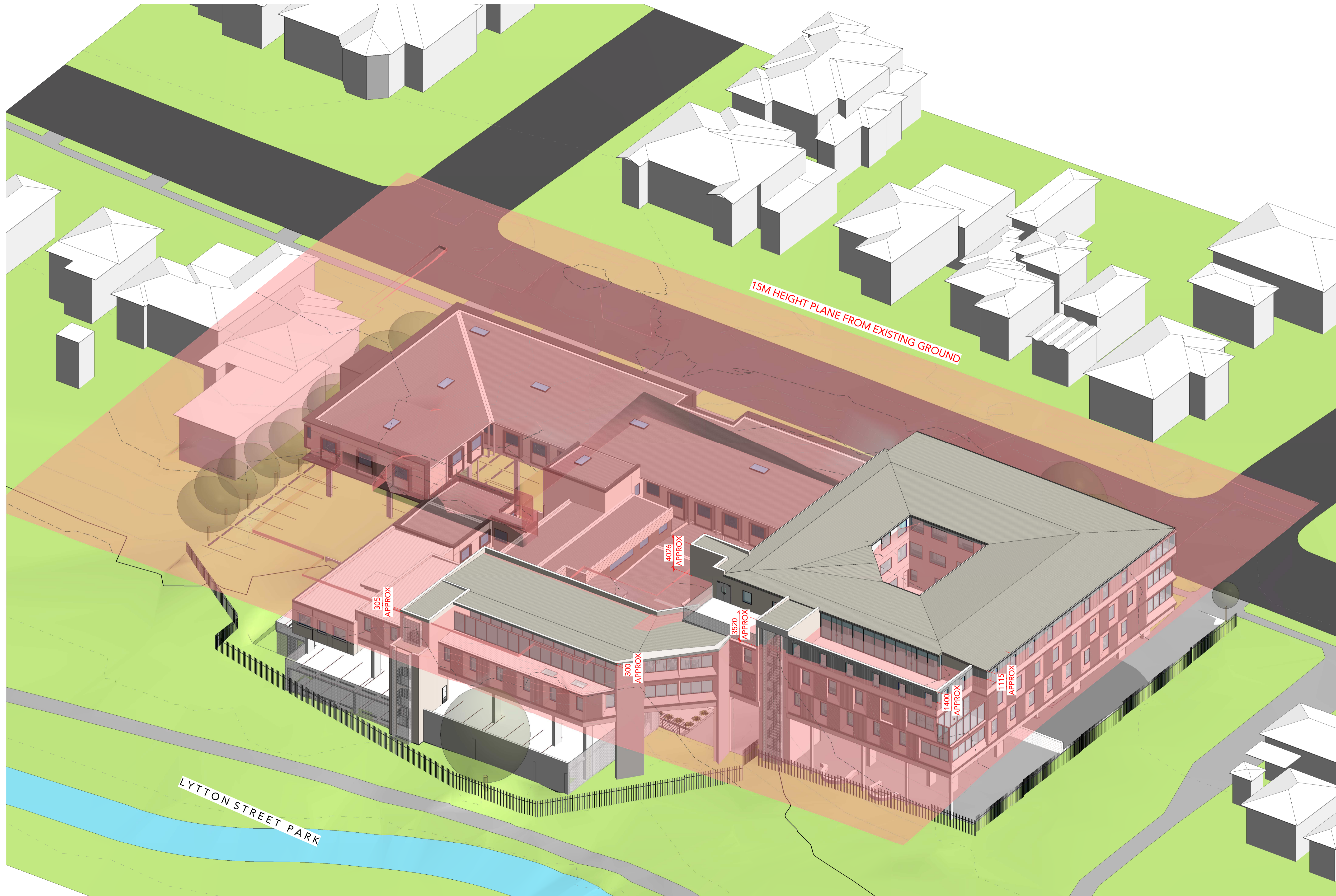
**TEAM 2 ARCHITECTS**  
 SYDNEY MELBOURNE  
 701/1 Chandos Street, Suite 204/9-11 Claremont Street,  
 St Leonards NSW 2065 South Yarra, VIC 3141  
 T: +61 2 9437 3166 ABN: 72 104 833 507  
 E: info@team2.com.au  
 Reg NSW: 9940 Reg Vic: 19340

Northside West Stage 2  
 Wentworthville, NSW 2145

LEP Height

|           |       |     |      |
|-----------|-------|-----|------|
| Project # | Scale | Doc | Clid |
| 903       | @A1   | IK  | IK   |
| Drawn by: | Rev:  |     |      |
| DA8100    |       |     | 7    |

1 LEP Height - Lytton Street South View  
 N.T.S



**DRAWING STATUS:**

| DEVELOPMENT APPLICATION |  |          |
|-------------------------|--|----------|
| Rev                     | Revision Description                     | Date     |
| 1                       | Preliminary Issue - LEP Height           | 28.09.21 |
| 2                       | ISSUE FOR DEVELOPMENT APPLICATION        | 27.10.21 |
| 3                       | ISSUE FOR DEVELOPMENT APPLICATION        | 14.12.21 |
| 4                       | ISSUE FOR DEVELOPMENT APPLICATION        | 15.12.21 |
| 5                       | ISSUE FOR DEVELOPMENT APPLICATION UPDATE | 02.06.22 |
| 6                       | ISSUE FOR DEVELOPMENT APPLICATION UPDATE | 20.06.22 |

©Copyright Team 2 Architects  
This drawing is protected by copyright. All rights are reserved. Unless permitted under the Copyright Act 1968, no part of this drawing may in any form or by any means be reproduced, published, broadcast or transmitted without the prior written permission of the copyright owner. Please Note: If the status of this drawing is not signed off for Construction it may be subject to change, alteration or amendment at the discretion of Team 2 Architects. Team 2 Architects is not liable for any loss, damage, harm or injury whether special, consequential, direct or indirect, suffered by you or any other person as a result of your use of this drawing for construction purposes.

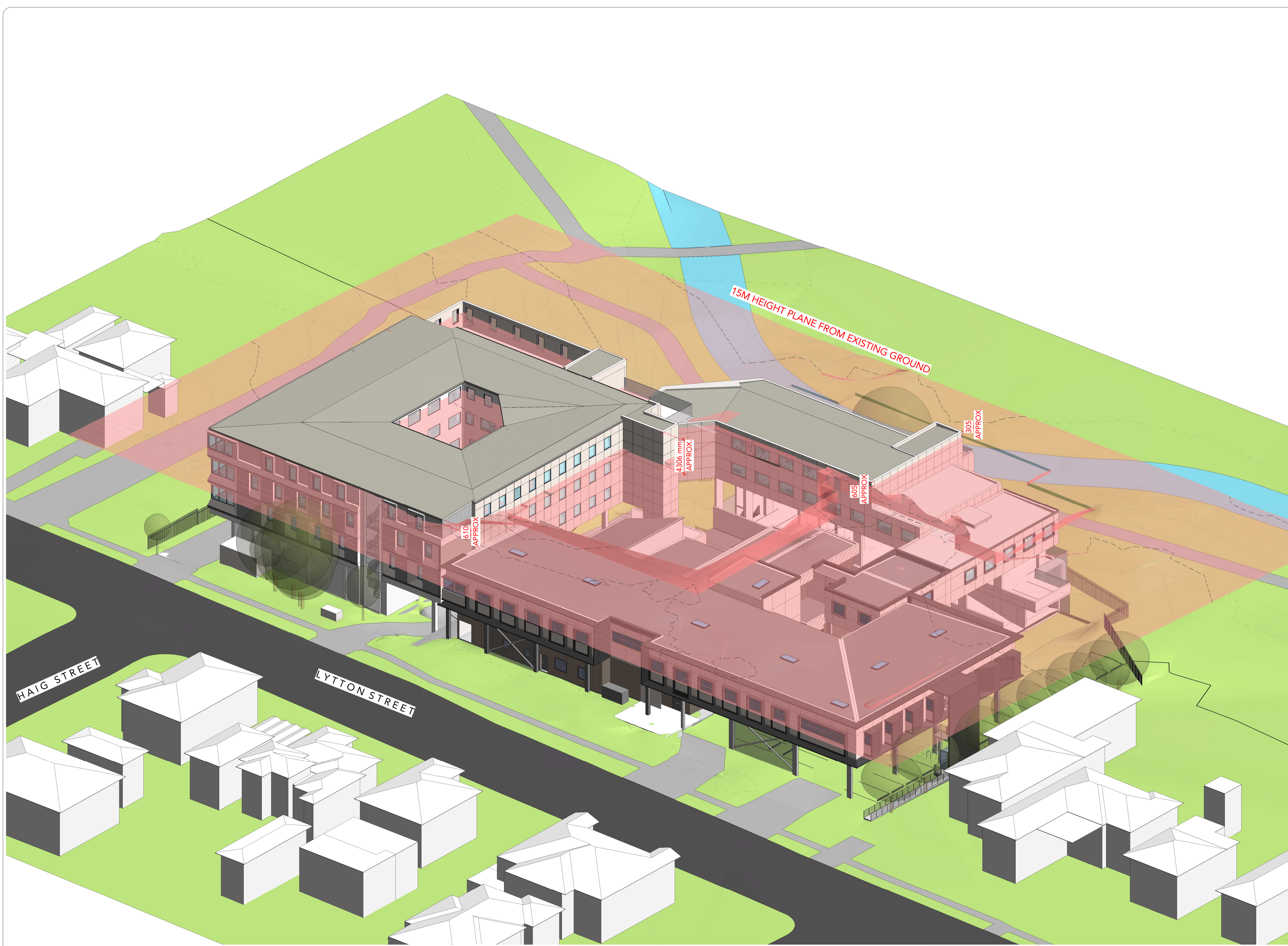
- DRAWING LEGEND:**
1. Architectural drawings shall be read in conjunction with other consultant drawings and specifications. Any discrepancies shall be referred to team 2 architects before proceeding with work.
  2. All dimensions and levels are in millimeters unless noted otherwise. No dimension shall be obtained by scaling the drawing.
  3. All dimensions to be checked on site with any discrepancies referred to team 2 architects before proceeding with work.
  4. All work to be carried out in accordance with the requirements of the principal certifying authority, current ncc & australian standards.



**TEAM 2 ARCHITECTS**  
 SYDNEY MELBOURNE  
 701/1 Chandos Street, Suite 204/9-11 Claremont Street,  
 St Leonards NSW 2065 South Yarra, VIC 3141  
 T: +61 2 9437 3166 A: +61 3 9594 8333  
 E: info@team2.com.au  
 Reg NSW: 9940 Reg Vic: 19340

Northside West Stage 2  
 Wentworthville, NSW 2145

|                      |               |            |             |
|----------------------|---------------|------------|-------------|
| Title:<br>LEP Height |               |            |             |
| Project #:<br>903    | Scale:<br>@A1 | Doc:<br>IK | Clid:<br>IK |
| Drawing #:<br>DA8101 |               | Rev:<br>6  |             |



**DRAWING STATUS:**

| DEVELOPMENT APPLICATION |  |          |
|-------------------------|--|----------|
| Rev                     | Revision Description                     | Date     |
| 1                       | Preliminary Issue - LEP Height           | 28.09.21 |
| 2                       | ISSUE FOR DEVELOPMENT APPLICATION        | 27.10.21 |
| 3                       | ISSUE FOR DEVELOPMENT APPLICATION        | 14.12.21 |
| 4                       | ISSUE FOR DEVELOPMENT APPLICATION        | 15.12.21 |
| 5                       | ISSUE FOR DEVELOPMENT APPLICATION UPDATE | 02.06.22 |
| 6                       | ISSUE FOR DEVELOPMENT APPLICATION UPDATE | 20.06.22 |

©Copyright Team 2 Architects  
This drawing is protected by copyright. All rights are reserved. Unless permitted under the Copyright Act 1968, no part of this drawing may in any form or by any means be reproduced, published, broadcast or transmitted without the prior written permission of the copyright owner. Please Note: If the status of this drawing is not signed off for Construction it may be subject to change, alteration or amendment at the discretion of Team 2 Architects. Team 2 Architects is not liable for any loss, damage, harm or injury whether special, consequential, direct or indirect, suffered by you or any other person as a result of your use of this drawing for construction purposes.

**DRAWING LEGEND:**

1. Architectural drawings shall be read in conjunction with other consultant drawings and specifications. Any discrepancies shall be referred to team 2 architects before proceeding with work.
2. All dimensions and levels are in millimeters unless noted otherwise. No dimension shall be obtained by scaling the drawing.
3. All dimensions to be checked on site with any discrepancies referred to team 2 architects before proceeding with work.
4. All work to be carried out in accordance with the requirements of the principal certifying authority, current ncc & australian standards.

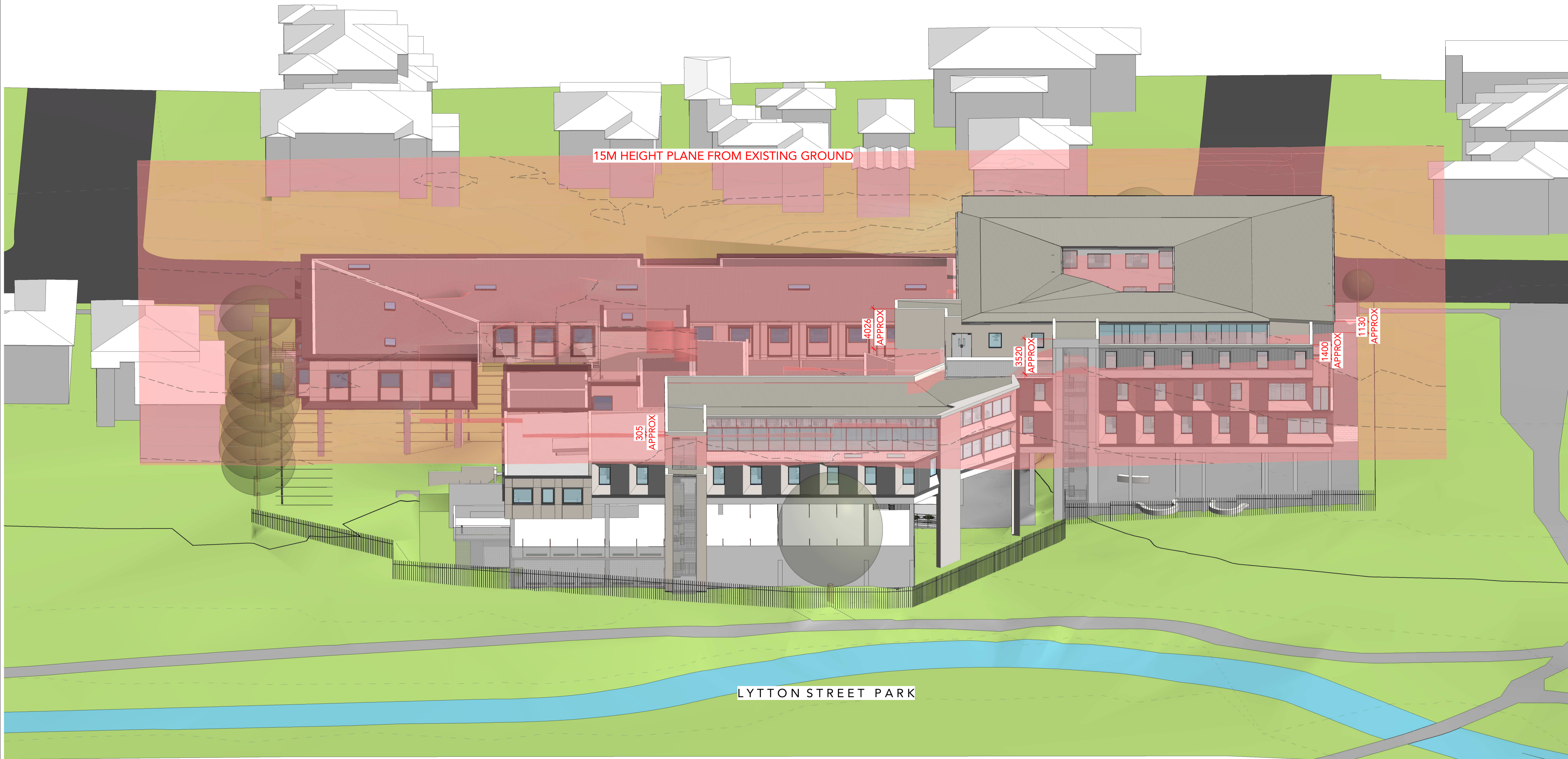
1 LEP Height - Lytton Street North View  
N.T.S



**TEAM 2 ARCHITECTS**  
 SYDNEY MELBOURNE  
 701/1 Chandos Street, Suite 204/9-11 Claremont Street,  
 St Leonards NSW 2065 South Yarra, VIC 3141  
 T: +61 2 9437 3166 ABN: 72 104 833 507  
 E: info@team2.com.au  
 Reg NSW: 9940 Reg Vic: 19340

Northside West Stage 2  
 Wentworthville, NSW 2145

|                   |            |         |          |
|-------------------|------------|---------|----------|
| Title: LEP Height |            |         |          |
| Project #: 903    | Scale: @A1 | Doc: IK | Clid: IK |
| Drawing #: DA8102 |            | Rev: 6  |          |



1 LEP Height - Lytton Street Park Axo View  
Scale:

**DRAWING STATUS:**

| DEVELOPMENT APPLICATION |  |          |
|-------------------------|--|----------|
| Rev                     | Revision Description                     | Date     |
| 1                       | Preliminary Issue - LEP Height           | 28.09.21 |
| 2                       | ISSUE FOR DEVELOPMENT APPLICATION        | 27.10.21 |
| 3                       | ISSUE FOR DEVELOPMENT APPLICATION        | 14.12.21 |
| 4                       | ISSUE FOR DEVELOPMENT APPLICATION        | 15.12.21 |
| 5                       | ISSUE FOR DEVELOPMENT APPLICATION UPDATE | 02.06.22 |
| 6                       | ISSUE FOR DEVELOPMENT APPLICATION UPDATE | 20.06.22 |

©Copyright Team 2 Architects  
This drawing is protected by copyright. All rights are reserved. Unless permitted under the Copyright Act 1968, no part of this drawing may in any form or by any means be reproduced, published, broadcast or transmitted without the prior written permission of the copyright owner. Please Note: If the status of this drawing is not signed off for Construction it may be subject to change, alteration or amendment at the discretion of Team 2 Architects. If so, Team 2 Architects is not liable for any loss, damage, harm or injury whether special, consequential, direct or indirect, suffered by you or any other person as a result of your use of this drawing for construction purposes.

- DRAWING LEGEND:**
1. Architectural drawings shall be read in conjunction with other consultant drawings and specifications. Any discrepancies shall be referred to team 2 architects before proceeding with work.
  2. All dimensions and levels are in millimeters unless noted otherwise. No dimension shall be obtained by scaling the drawing.
  3. All dimensions to be checked on site with any discrepancies referred to team 2 architects before proceeding with work.
  4. All work to be carried out in accordance with the requirements of the principal certifying authority, current ncc & australian standards.



**TEAM 2 ARCHITECTS**  
 SYDNEY: 701/1 Chandos Street, St Leonards NSW 2065  
 T: +61 2 9437 3166  
 E: info@team2.com.au  
 Reg NSW: 9940

MELBOURNE: Suite 204/9-11 Claremont Street, South Yarra, VIC 3141  
 ABN: 72 104 833 507  
 Reg Vic: 19340

Northside West Stage 2  
 Wentworthville. NSW 2145

Title:  
LEP Height

|            |        |      |       |
|------------|--------|------|-------|
| Project #: | Scale: | Doc: | Clid: |
| 903        | @A1    | IK   | IK    |
| Designer:  | Rev:   |      |       |
| DA8103     | 6      |      |       |



15M HEIGHT PLANE  
FROM EXISTING GROUND

1 LEP Height - Lytton Street - North East Street View  
Scale:

DRAWING STATUS:

DEVELOPMENT APPLICATION

| Rev | Revision Description                     | Date     |
|-----|--|----------|
| 1   | Preliminary Issue - LEP Height           | 28.09.21 |
| 2   | ISSUE FOR DEVELOPMENT APPLICATION        | 27.10.21 |
| 3   | Issue For Information                    | 29.10.21 |
| 4   | ISSUE FOR DEVELOPMENT APPLICATION        | 14.12.21 |
| 5   | ISSUE FOR DEVELOPMENT APPLICATION        | 15.12.21 |
| 6   | ISSUE FOR DEVELOPMENT APPLICATION UPDATE | 20.06.22 |

©Copyright Team 2 Architects  
This drawing is protected by copyright. All rights are reserved. Unless permitted under the Copyright Act 1968, no part of this drawing may in any form or by any means be reproduced, published, broadcast or transmitted without the prior written permission of the copyright owner. Please Note: If the status of this drawing is not signed off for Construction it may be subject to change, alteration or amendment at the discretion of Team 2 Architects. Team 2 Architects is not liable for any loss, damage, harm or injury whether special, consequential, direct or indirect, suffered by you or any other person as a result of your use of this drawing for construction purposes.

DRAWING LEGEND:

1. Architectural drawings shall be read in conjunction with other consultant drawings and specifications. Any discrepancies shall be referred to team 2 architects before proceeding with work.
2. All dimensions and levels are in millimeters unless noted otherwise. No dimension shall be obtained by scaling the drawing.
3. All dimensions to be checked on site with any discrepancies referred to team 2 architects before proceeding with work.
4. All work to be carried out in accordance with the requirements of the principal certifying authority, current ncc & Australian standards.



SYDNEY MELBOURNE  
701/1 Chandos Street, Suite 204/9-11 Claremont Street,  
St Leonards NSW 2065 South Yarra, VIC 3141  
T: +61 2 9437 3166 ABN: 72 104 833 507  
E: info@team2.com.au Reg NSW: 9940 Reg Vic: 19340

Northside West Stage 2

Wentworthville, NSW 2145

LEP Height

|           |       |     |      |
|-----------|-------|-----|------|
| Project # | Scale | Doc | Clid |
| 903       | @A1   | IK  | IK   |

DA8104 6



15M HEIGHT PLANE  
FROM EXISTING GROUND

1 LEP Height - Lytton Street - South Street View  
Scale:

**DRAWING STATUS:**

| DEVELOPMENT APPLICATION |  |          |
|-------------------------|--|----------|
| Rev                     | Revision Description                     | Date     |
| 1                       | Preliminary Issue - LEP Height           | 28.09.21 |
| 2                       | ISSUE FOR DEVELOPMENT APPLICATION        | 27.10.21 |
| 3                       | ISSUE FOR DEVELOPMENT APPLICATION        | 14.12.21 |
| 4                       | ISSUE FOR DEVELOPMENT APPLICATION        | 15.12.21 |
| 5                       | ISSUE FOR DEVELOPMENT APPLICATION UPDATE | 02.06.22 |
| 6                       | ISSUE FOR DEVELOPMENT APPLICATION UPDATE | 20.06.22 |

©Copyright Team 2 Architects  
This drawing is protected by copyright. All rights are reserved. Unless permitted under the Copyright Act 1968, no part of this drawing may in any form or by any means be reproduced, published, broadcast or transmitted without the prior written permission of the copyright owner. Please Note: If the status of this drawing is not signed off for Construction it may be subject to change, alteration or amendment at the discretion of Team 2 Architects. If so, Team 2 Architects is not liable for any loss, damage, harm or injury whether special, consequential, direct or indirect, suffered by you or any other person as a result of your use of this drawing for construction purposes.

- DRAWING LEGEND:**
1. Architectural drawings shall be read in conjunction with other consultant drawings and specifications. Any discrepancies shall be referred to team 2 architects before proceeding with work.
  2. All dimensions and levels are in millimeters unless noted otherwise. No dimension shall be obtained by scaling the drawing.
  3. All dimensions to be checked on site with any discrepancies referred to team 2 architects before proceeding with work.
  4. All work to be carried out in accordance with the requirements of the principal certifying authority, current ncc & australian standards.



**TEAM 2**  
ARCHITECTS

SYDNEY: 701/1 Chandos Street, St Leonards, NSW 2065  
T: +61 2 9437 3166  
E: info@team2.com.au  
Reg NSW: 9940

MELBOURNE: Suite 204/9-11 Claremont Street, South Yarra, VIC 3141  
ABN: 72 104 833 507  
Reg Vic: 19340

Northside West Stage 2

Wentworthville, NSW 2145

Title:  
LEP Height

|             |        |      |       |
|-------------|--------|------|-------|
| Project #:  | Scale: | Doc: | Clid: |
| 903         | @A1    | IK   | IK    |
| Drawings #: | Rev:   |      |       |
| DA8105      | 6      |      |       |



15M HEIGHT PLANE FROM EXISTING GROUND

1 LEP Height - Lytton Street Park - Street View  
Scale:

DRAWING STATUS:

DEVELOPMENT APPLICATION

| Rev | Revision Description                     | Date     |
|-----|--|----------|
| 1   | Preliminary Issue - LEP Height           | 28.09.21 |
| 2   | ISSUE FOR DEVELOPMENT APPLICATION        | 27.10.21 |
| 3   | ISSUE FOR DEVELOPMENT APPLICATION        | 14.12.21 |
| 4   | ISSUE FOR DEVELOPMENT APPLICATION        | 15.12.21 |
| 5   | ISSUE FOR DEVELOPMENT APPLICATION UPDATE | 02.06.22 |
| 6   | ISSUE FOR DEVELOPMENT APPLICATION UPDATE | 20.06.22 |

©Copyright Team 2 Architects  
This drawing is protected by copyright. All rights are reserved. Unless permitted under the Copyright Act 1968, no part of this drawing may in any form or by any means be reproduced, published, broadcast or transmitted without the prior written permission of the copyright owner. Please Note: If the status of this drawing is not signed off for Construction it may be subject to change, alteration or amendment at the discretion of Team 2 Architects. If so, Team 2 Architects is not liable for any loss, damage, harm or injury whether special, consequential, direct or indirect, suffered by you or any other person as a result of your use of this drawing for construction purposes.

DRAWING LEGEND:

1. Architectural drawings shall be read in conjunction with other consultant drawings and specifications. Any discrepancies shall be referred to team 2 architects before proceeding with work.
2. All dimensions and levels are in millimeters unless noted otherwise. No dimension shall be obtained by scaling the drawing.
3. All dimensions to be checked on site with any discrepancies referred to team 2 architects before proceeding with work.
4. All work to be carried out in accordance with the requirements of the principal certifying authority, current ncc & australian standards.



SYDNEY MELBOURNE  
701/1 Chandos Street, Suite 204/9-11 Claremont Street,  
St Leonards NSW 2065 South Yarra, VIC 3161  
T: + 61 2 9437 3166 ABN: 72 104 833 507  
E: info@team2.com.au Reg NSW: 9940 Reg Vic: 19340

Northside West Stage 2


Wentworthville. NSW 2145

LEP Height

|           |       |     |     |
|-----------|-------|-----|-----|
| Project # | Scale | Doc | Clk |
| 903       | A1    | IK  | IK  |

DA8106 6

# MATERIALS AND FINISHES LEGEND



EQUITONE LINES PANEL

SOLID ALUMINUM PANEL

SOLID ALUMINUM PANEL

PERFORATED METAL SCREENING

COLORBOND METAL CLADDING

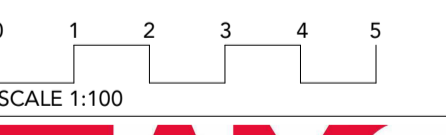
| DRAWING STATUS: |  |          |
|-----------------|--|----------|
| Rev             | Revision Description                     | Date     |
| 1               | Preliminary Issue                        | 02.08.21 |
| 2               | Preliminary Issue                        | 05.08.21 |
| 3               | ISSUE FOR DEVELOPMENT APPLICATION        | 27.10.21 |
| 4               | ISSUE FOR DEVELOPMENT APPLICATION        | 14.12.21 |
| 5               | ISSUE FOR DEVELOPMENT APPLICATION        | 15.12.21 |
| 6               | ISSUE FOR DEVELOPMENT APPLICATION UPDATE | 02.06.22 |

**Copyright Team 2 Architects**  
 This drawing is protected by copyright. All rights are reserved. Unless permitted under the Copyright Act 1969, no part of this drawing may in any form or by any means be reproduced, published, broadcast or transmitted without the prior written permission of the copyright owner. Please Note: If the status of this drawing is not signed off for Construction it may be subject to change, alteration or amendment at the discretion of Team 2 Architects. If so, Team 2 Architects is not liable for any loss, damage, harm or injury whether special, consequential, direct or indirect, suffered by you or any other person as a result of your use of this drawing for construction purposes.

- DRAWING LEGEND:**
1. Architectural drawings shall be read in conjunction with other consultant drawings and specifications. Any discrepancies shall be referred to team 2 architects before proceeding with work.
  2. All dimensions and levels are in millimeters unless noted otherwise. No dimension shall be obtained by scaling the drawing.
  3. All dimensions to be checked on site with any discrepancies referred to team 2 architects before proceeding with work.
  4. All work to be carried out in accordance with the requirements of the principal certifying authority, current ncc & australian standards.

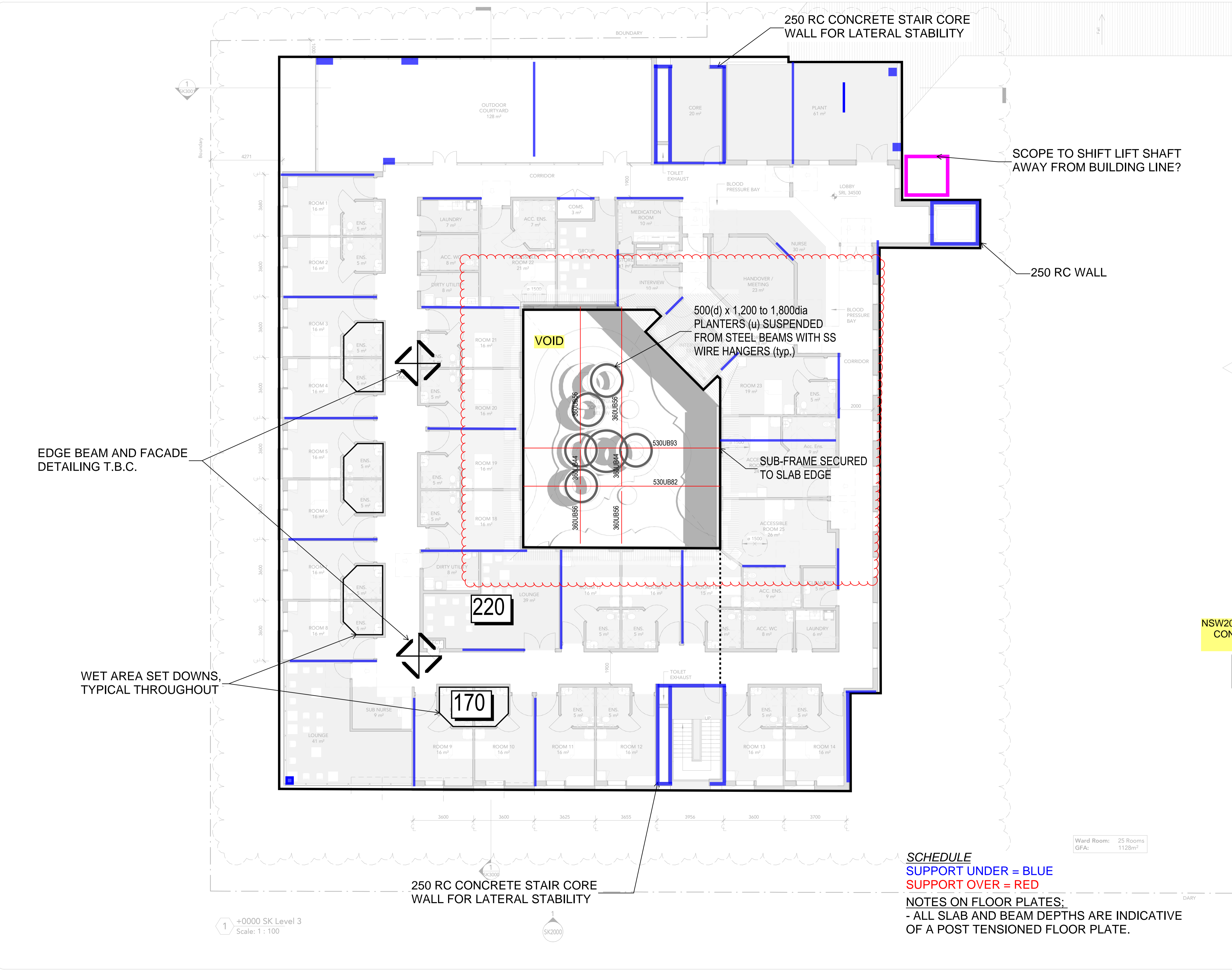


1 DA - East Elevation - Lytton St View External Finishes  
 Scale: 1 : 100



**TEAM 2 ARCHITECTS**  
 SYDNEY MELBOURNE  
 701/1 Chandos Street, Suite 204/9-11 Claremont Street,  
 St Leonards NSW 2065 South Yarra, VIC 3161  
 T: +61 2 9437 3166 ABN: 72 104 833 507  
 E: info@team2.com.au  
 Reg NSW: 9940 Reg Vic: 19340

|                          |             |       |       |
|--------------------------|-------------|-------|-------|
| Northside West Stage 2   |             |       |       |
| Wentworthville, NSW 2145 |             |       |       |
| Title: EXTERNAL FINISHES |             |       |       |
| Project #:               | Scale:      | Disc: | Clid: |
| 903                      | 1 : 100 @A1 | IK    | ZA    |
| Drawn by:                | DA9000      |       | 6     |



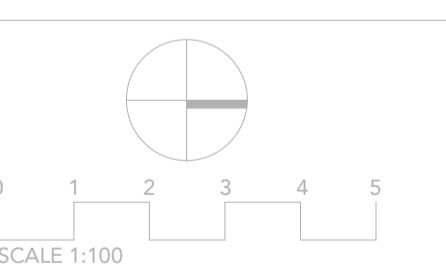
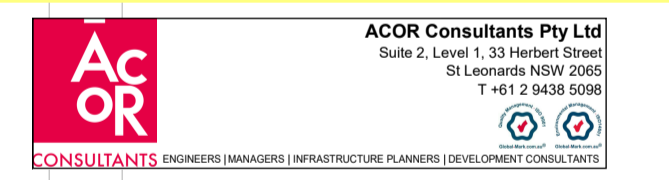
| DRAWING STATUS: |                               |          |
|-----------------|-------------------------------|----------|
| Rev             | Revision Description          | Date     |
| P1              | Preliminary - 3 Storey Option | 11.02.21 |
| P2              | Preliminary Sketch            | 07.06.21 |

©Copyright Team 2 Architects  
 This drawing is protected by copyright. All rights are reserved. Unless permitted under the Copyright Act 1968, no part of this drawing may in any form or by any means be reproduced, published, broadcast or transmitted without the prior written permission of the copyright owner. Please Note: If the status of this drawing is not signed off for Construction it may be subject to change, alteration or amendment at the discretion of Team 2 Architects. If a Team 2 Architects is not liable for any loss, damage, harm or injury whether special, consequential, direct or indirect, suffered by you or any other person as a result of your use of this drawing for construction purposes.

**DRAWING LEGEND:**

1. Architectural drawings shall be used in conjunction with other consultant drawings and specifications. Any discrepancies shall be referred to team 2 architects before proceeding with work.
2. All dimensions and levels are in millimeters unless noted otherwise. No dimension shall be obtained by scaling the drawing.
3. All dimensions to be checked on site with any discrepancies referred to team 2 architects before proceeding with work.
4. All work to be carried out in accordance with the requirements of the principal certifying authority, current ncc & australian standards.

NSW201846 - NORTHSIDE WEST STAGE 2  
 CONCEPT SKETCH - SOUTH BLOCK  
 27/07/2022



**TEAM 2**  
 ARCHITECTS

SYDNEY: 70/11 Chandos Street, St Leonards NSW 2065  
 T: +61 2 9437 3166  
 E: info@team2.com.au  
 Reg NSW: 9940

MELBOURNE: Suite 204/9-11 Clarendon Street, South Yarra, VIC 3141  
 ABN: 72 104 833 507  
 Reg Vic: 19340

|                          |             |      |     |
|--------------------------|-------------|------|-----|
| Northside West Stage 2   |             |      |     |
| Wentworthville, NSW 2145 |             |      |     |
| Level 3                  |             |      |     |
| Project #                | Scale       | Disc | Clk |
| 903                      | 1 : 100 @A1 | IK   | IK  |
| Designer:                | SK1020      | Rev: | P2  |

EDGE BEAM AND FACADE  
 DETAILING T.B.C.

WET AREA SET DOWNS,  
 TYPICAL THROUGHOUT

250 RC CONCRETE STAIR CORE  
 WALL FOR LATERAL STABILITY

SCOPE TO SHIFT LIFT SHAFT  
 AWAY FROM BUILDING LINE?

250 RC WALL

500(d) x 1,200 to 1,800dia  
 PLANTERS (u) SUSPENDED  
 FROM STEEL BEAMS WITH SS  
 WIRE HANGERS (typ.)

SUB-FRAME SECURED  
 TO SLAB EDGE

250 RC CONCRETE STAIR CORE  
 WALL FOR LATERAL STABILITY

**SCHEDULE**  
 SUPPORT UNDER = BLUE  
 SUPPORT OVER = RED

**NOTES ON FLOOR PLATES:**  
 - ALL SLAB AND BEAM DEPTHS ARE INDICATIVE  
 OF A POST TENSIONED FLOOR PLATE.

Ward Room: 25 Rooms  
 GFA: 1128m<sup>2</sup>

+0000 SK Level 3  
 Scale: 1 : 100

SK2000