



SSD Application

NEWCASTLE GRAMMAR SCHOOL

STAGE 01

REVISION F

SITE

Parkway Avenue, Cooks Hill NSW

CLIENT

Newcastle Grammar School

DATE

15.10.21

PROJECT NO.

4293



SHAC



Stage 01
Site

SSD APPLICATION

1. Dimensions are in millimeters unless otherwise shown.
2. Work to given dimensions. Do not scale from drawing.
3. Check all dimensions on site prior to construction and fabrication.
4. Bring any discrepancies to the attention of the proprietor & architect.

LEGEND

-  - EXISTING PERMANENT BUILDINGS
-  - EXISTING BUILDINGS TO BE DEMOLISHED
-  - PALISADE FENCE
-  - SANDSTONE WALL 1800mm HIGH - HONED FINISH LIGHTING & MAIN SIGNAGE
-  - SANDSTONE WALL 2400mm HIGH - HONED FINISH
-  - REFURBISHMENT OF EXISTING BUILDING
-  - ROAD
-  - NO STANDING DURING PICK UP/DROP OFF, VISITOR PARKING DURING SCHOOL HOURS
-  - BUS ZONE
-  - EXISTING SITE TREES
-  - EXISTING SITE TREES TO BE REMOVED
-  - PROPOSED SITE TREES
-  - ADMINISTRATION / VISITOR ENTRY POINT
-  - SCHOOL ENTRY POINTS



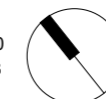
4293
2.01

RevE 11.03.22

Site Plan - Demolition

Newcastle Grammar School - Park Campus Stage 1
Parkway Avenue, Cooks Hill NSW

0m 5 10 15 20 25 1:500 @A3





SHAC

Nominated Architect Justin Hamilton (6160) | ABN 32 131 584 846

SSD APPLICATION

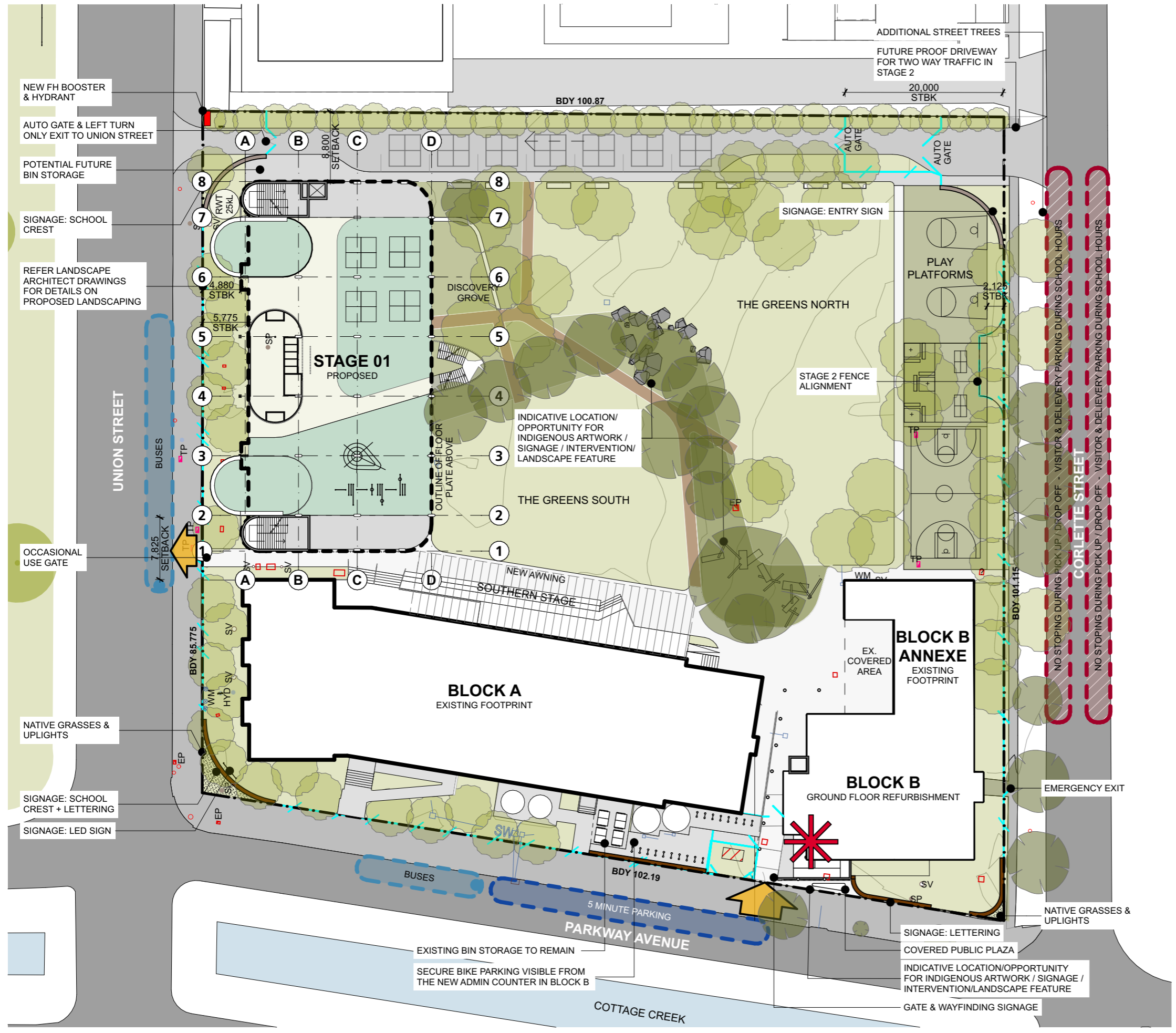
1. Dimensions are in millimeters unless otherwise shown.
2. Work to given dimensions. Do not scale from drawing.
3. Check all dimensions on site prior to construction and fabrication.
4. Bring any discrepancies to the attention of the proprietor & architect.

LEGEND

-  - EXISTING PERMANENT BUILDINGS
-  - EXISTING BUILDINGS TO BE DEMOLISHED
-  - PALISADE FENCE
-  - SANDSTONE WALL 1800mm HIGH - HONED FINISH LIGHTING & MAIN SIGNAGE
-  - SANDSTONE WALL 2400mm HIGH - HONED FINISH
-  - REFURBISHMENT OF EXISTING BUILDING
-  - ROAD
-  - NO STANDING DURING PICK UP/DROP OFF, VISITOR PARKING DURING SCHOOL HOURS
-  - BUS ZONE
-  - EXISTING SITE TREES
-  - EXISTING SITE TREES TO BE REMOVED
-  - PROPOSED SITE TREES
-  - ADMINISTRATION / VISITOR ENTRY POINT
-  - SCHOOL ENTRY POINTS

GROSS FLOOR AREA

FUNCTION	AREA
COVERED DECK	496
COVERED PLAY	1,812
INTERNAL	1,978
TOTAL	4,286 m²



Drawing and design © SHAC Pty Ltd 2022. The signed control copy of this drawing is held by SHAC Pty Ltd. | Ref: BIMcloud: BIMSERVER24 - BIMcloud Basic for ARCHICAD 24/4293 NGS Park Campus Stage 1 date:11/3/22 time: 2:09 pm



SSD APPLICATION

- 1. Dimensions are in millimeters unless otherwise shown.
- 2. Work to given dimensions. Do not scale from drawing.
- 3. Check all dimensions on site prior to construction and fabrication.
- 4. Bring any discrepancies to the attention of the proprietor & architect.



21 Dec 9am



21 Dec 12pm



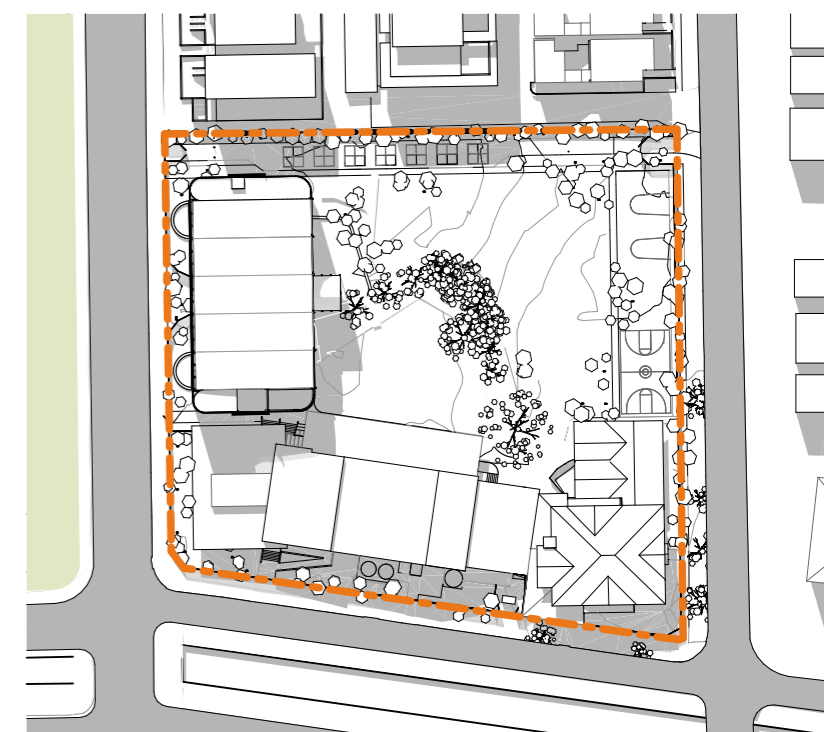
21 Dec 3pm



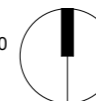
21 Mar 9am



21 Mar 12pm



21 Mar 3pm



Drawing and design © SHAC Pty Ltd 2022. The signed control copy of this drawing is held by SHAC Pty Ltd. | Ref: BIMcloud: BIMSERVER24 - BIMcloud Basic for ARCHICAD 24/4293 NGS Park Campus Stage 1 date:11/3/22 time: 2:09 pm



SSD APPLICATION

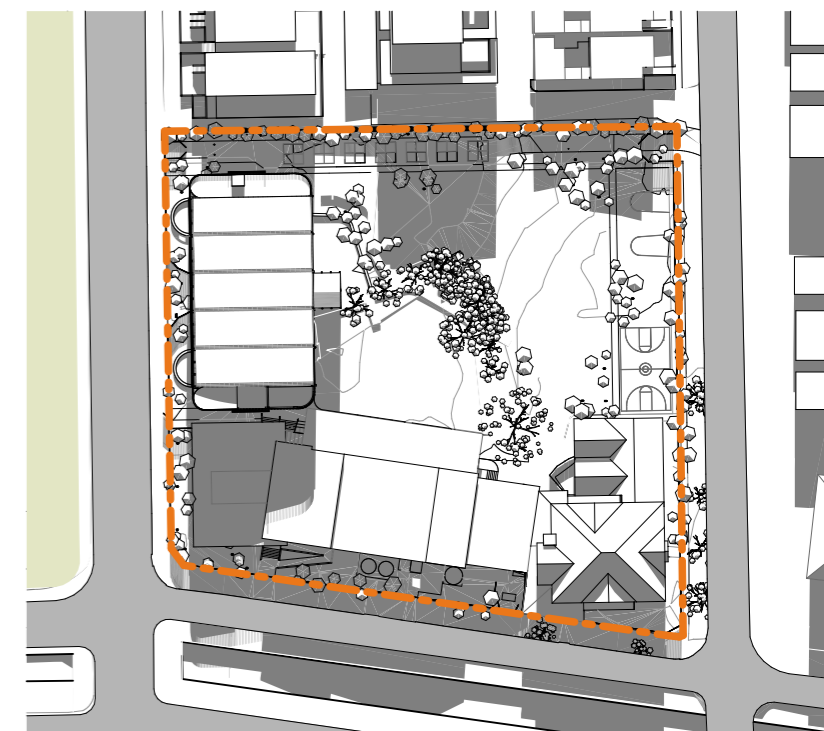
1. Dimensions are in millimeters unless otherwise shown.
2. Work to given dimensions. Do not scale from drawing.
3. Check all dimensions on site prior to construction and fabrication.
4. Bring any discrepancies to the attention of the proprietor & architect.



21 Jun 11am



21 Jun 12pm



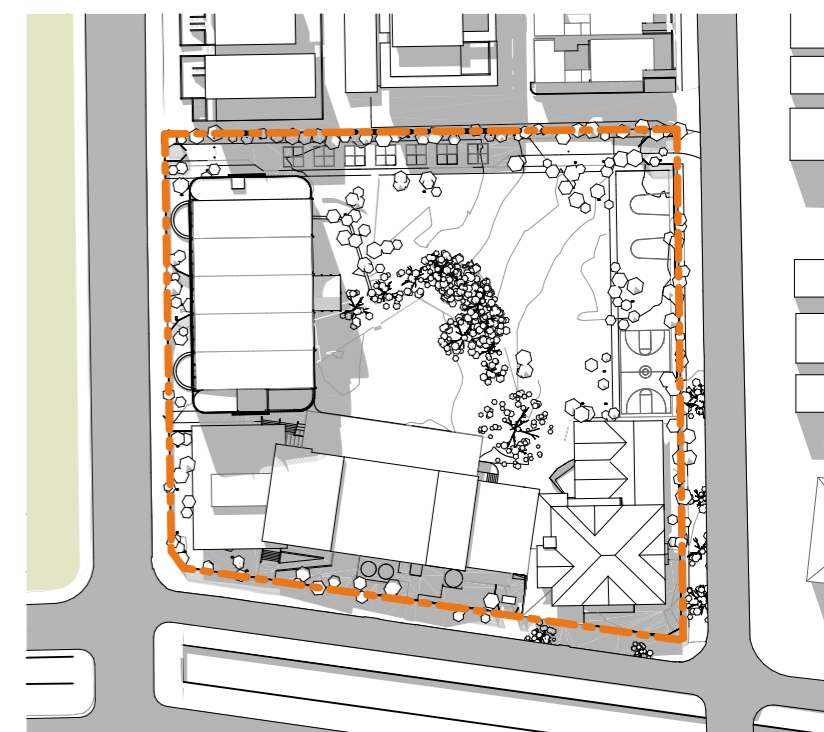
21 Jun 3pm



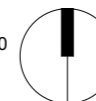
21 Sept 9am



21 Sept 12pm



21 Sept 3pm

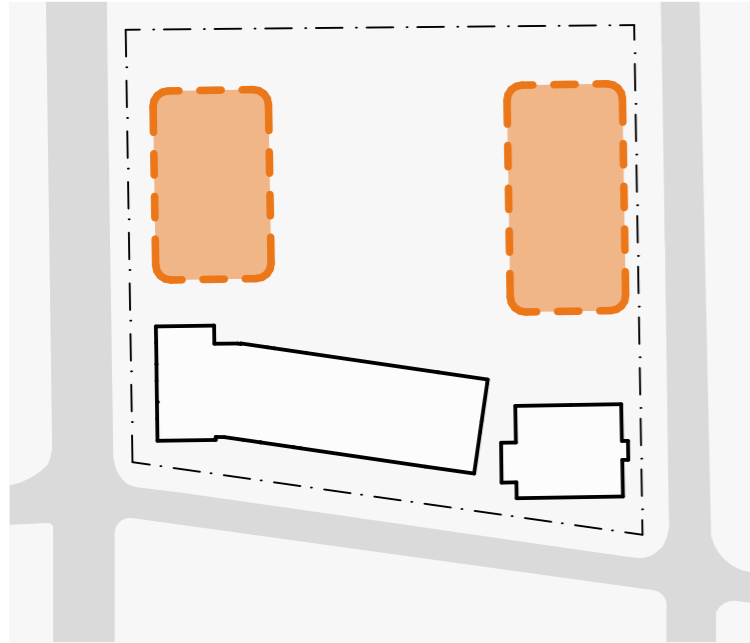


Drawing and design © SHAC Pty Ltd 2022. The signed control copy of this drawing is held by SHAC Pty Ltd. | Ref: BIMcloud: BIMSERVER24 - BIMcloud Basic for ARCHICAD 24/4293 NGS Park Campus Stage 1 date:11/3/22 time: 2:09 pm

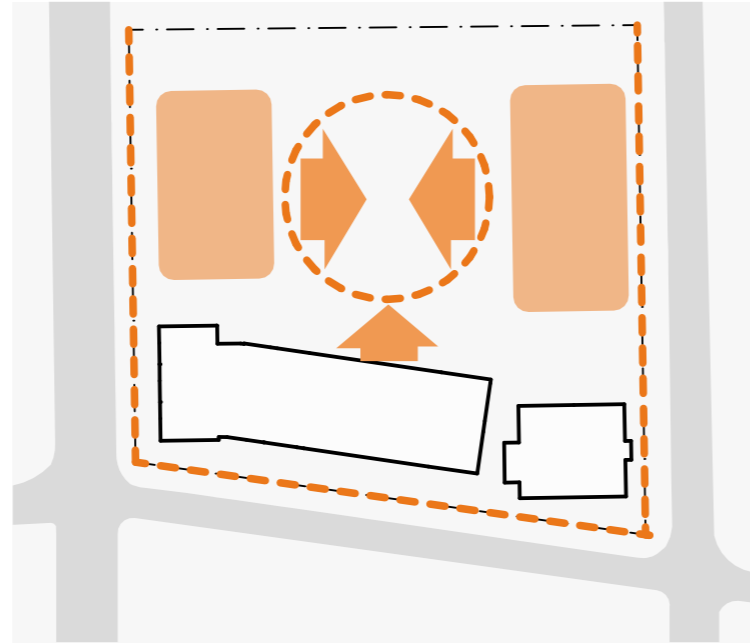


SSD APPLICATION

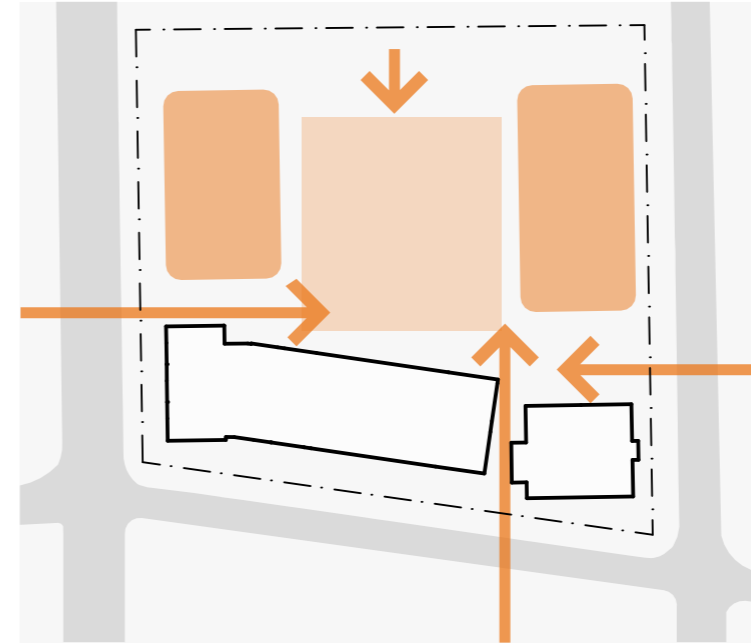
- 1. Dimensions are in millimeters unless otherwise shown.
- 2. Work to given dimensions. Do not scale from drawing.
- 3. Check all dimensions on site prior to construction and fabrication.
- 4. Bring any discrepancies to the attention of the proprietor & architect.



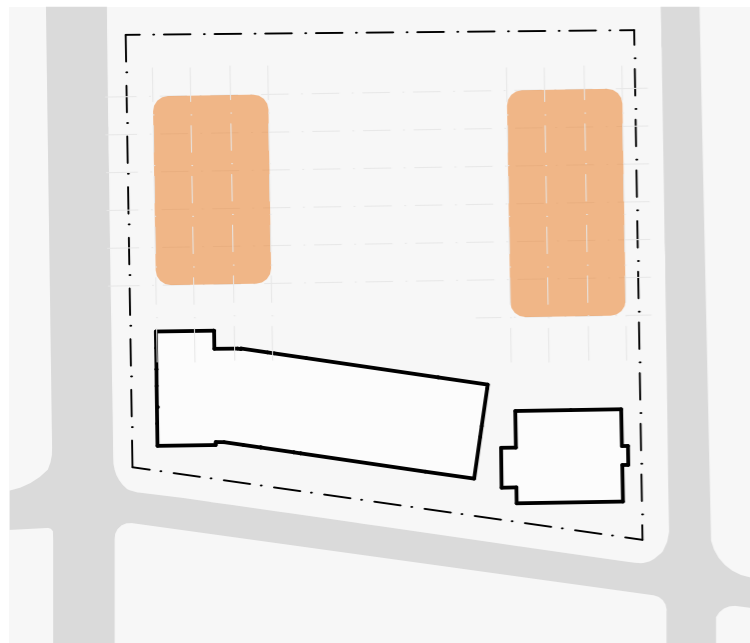
MASSING



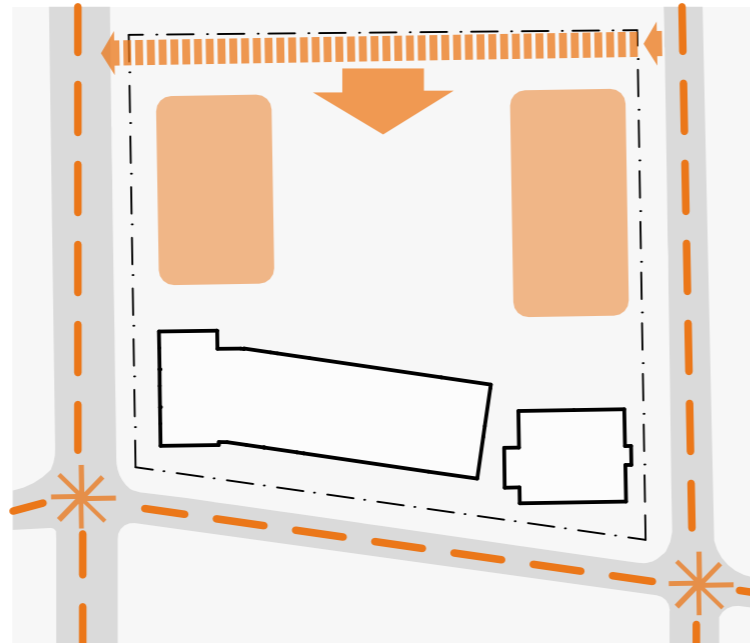
STREET EDGES



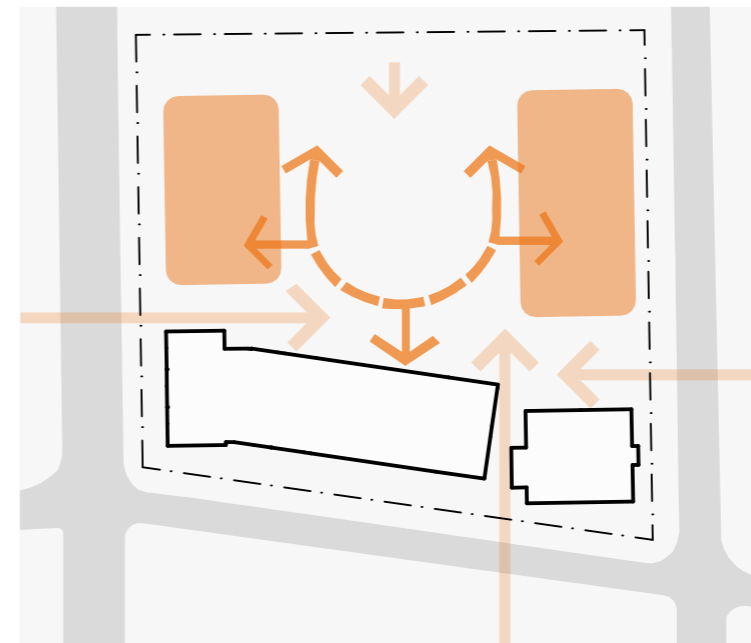
**ENCLOSURE
COURTYARD**



**GRID /
EFFICIENCY**



TRAFFIC



**ENTRANCE / APPROACH
PINWHEEL**

Drawing and design © SHAC Pty Ltd 2022. The signed control copy of this drawing is held by SHAC Pty Ltd. | Ref: BIMcloud: BIMSERVER24 - BIMcloud Basic for ARCHICAD 24/4293 NGS Park Campus Stage 1 date:11/3/22 time: 2:09 pm

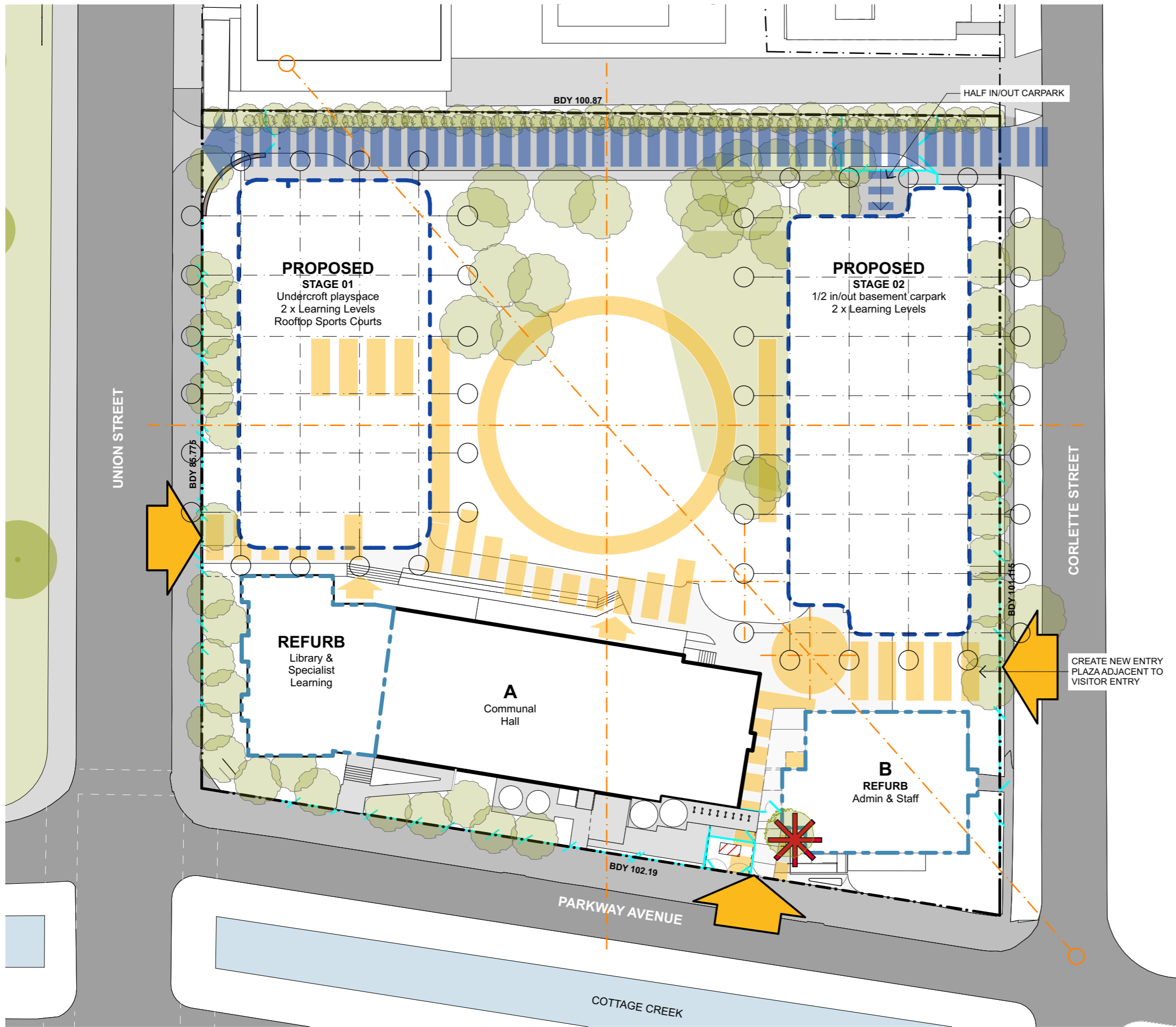


SSD APPLICATION

- 1. Dimensions are in millimeters unless otherwise shown.
- 2. Work to given dimensions. Do not scale from drawing.
- 3. Check all dimensions on site prior to construction and fabrication.
- 4. Bring any discrepancies to the attention of the proprietor & architect.

LEGEND

- | | | | |
|--|--|--|--|
| | - EXISTING PERMANENT BUILDINGS | | - ONSITE PEDESTRIAN CIRCULATION |
| | - ROAD | | - HARDSTAND PLAY |
| | - BUILDINGS TO BE DEMOLISHED | | - SCHOOL ENTRY POINTS |
| | - PROPOSED BUILDING FOOTPRINT | | - EXISTING SITE TREES |
| | - EXISTING BUILDINGS TO BE REFURBISHED | | - PROPOSED SCREEN PLANTING |
| | - ONSITE VEHICULAR CIRCULATION | | - ADMINISTRATION / VISITOR ENTRY POINT |



CREATE NEW ENTRY PLAZA ADJACENT TO VISITOR ENTRY

Drawing and design © SHAC Pty Ltd 2022. The signed control copy of this drawing is held by SHAC Pty Ltd. | Ref: BIMcloud: BIMSERVER24 - BIMcloud Basic for ARCHICAD 24/4293 NGS Park Campus Stage 1 date:11/3/22 time: 2:09 pm

UNION STREET CALCULATION

40m AVERAGE SETBACK TO LEFT	= 2.2m
+	
40m AVERAGE SETBACK TO RIGHT	= 7.44m
+	
SETBACK OF EXISTING BLOCK A	+ 5.1m
TOTAL	= 14.74m
	DIVIDE BY 3
	= 4.91m AVERAGE STREET SETBACK TO UNION STREET

CORLETTE STREET CALCULATION

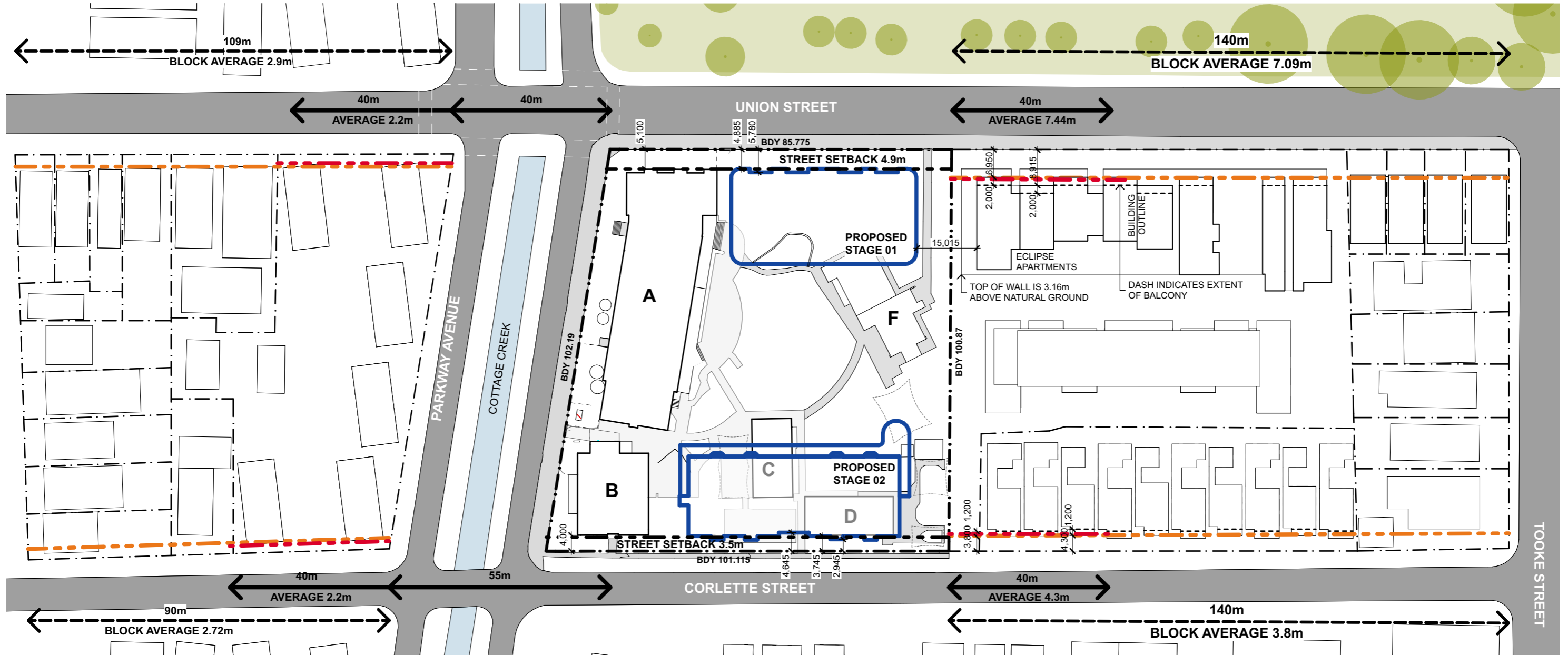
40m AVERAGE SETBACK TO LEFT	= 2.2m
+	
40m AVERAGE SETBACK TO RIGHT	= 4.3m
+	
SETBACK OF EXISTING BLOCK B	+ 4m
TOTAL	= 10.5m
	DIVIDE BY 3
	= 3.5m AVERAGE STREET SETBACK TO CORLETTE STREET

SSD APPLICATION

1. Dimensions are in millimeters unless otherwise shown.
2. Work to given dimensions. Do not scale from drawing.
3. Check all dimensions on site prior to construction and fabrication.
4. Bring any discrepancies to the attention of the proprietor & architect.

LEGEND

-  - PROPOSED BUILDING FOOTPRINT
-  - AVERAGE 40m BUILDING SETBACK
-  - 40m STREET DISTANCE
-  - AVERAGE STREET BLOCK SETBACK
-  - BLOCK DISTANCE
-  - AVERAGE SITE SETBACK











DISCLAIMER: Neighbouring buildings have been located as accurately as possible based off up to date aerial imagery, survey data and construction drawings obtained from original Architect.

SSD APPLICATION

1. Dimensions are in millimeters unless otherwise shown.
2. Work to given dimensions. Do not scale from drawing.
3. Check all dimensions on site prior to construction and fabrication.
4. Bring any discrepancies to the attention of the proprietor & architect.

LEGEND

-  - EXISTING PERMANENT BUILDINGS
-  - EXISTING BUILDINGS TO BE DEMOLISHED
-  - CONSTRUCTION ZONE AREA
-  - BUILDINGS UNDER CONSTRUCTION
-  - OUTDOOR PLAY SPACE HARDSTAND
-  - OUTDOOR PLAY SPACE LANDSCAPE
-  - EXISTING SITE TREES
-  - PROPOSED SITE TREES

NOTES

CURRENT (2022) PLAY SPACE RATIO (P.S.R) IS 20.8m²/STUDENT

STAGE 01 DURING CONSTRUCTION

- BLOCK F AND SHEDS WILL BE DEMOLISHED DURING SCHOOL HOLIDAYS

STAGE 01 COMPLETE

- BLOCK C AND D TO BE DEMOLISHED AFTER COMPLETION OF STAGE 01, DURING SCHOOL HOLIDAYS.
- LANDSCAPING AND PLAY PLATFORMS TO BE CONSTRUCTED DURING SCHOOL HOLIDAYS

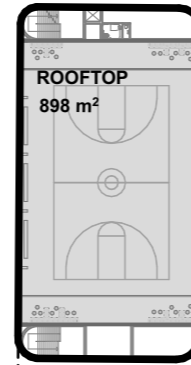
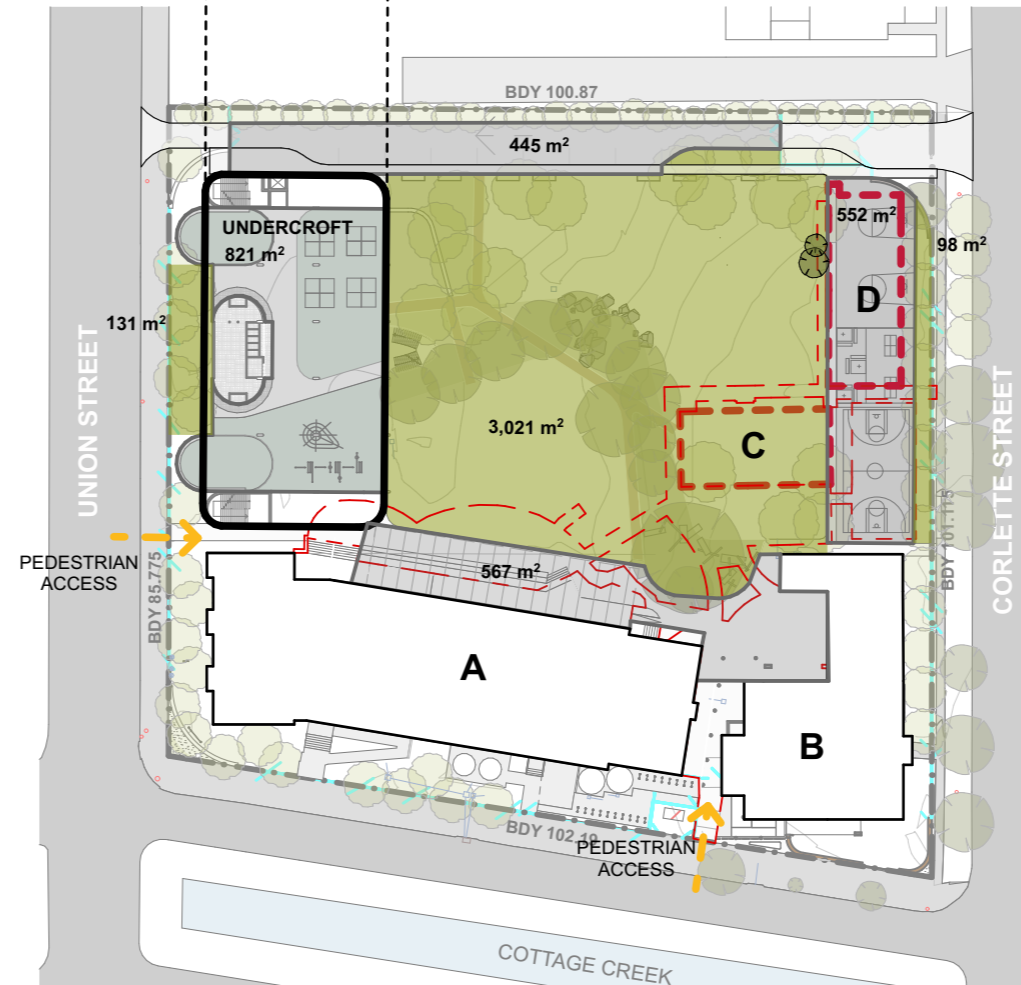
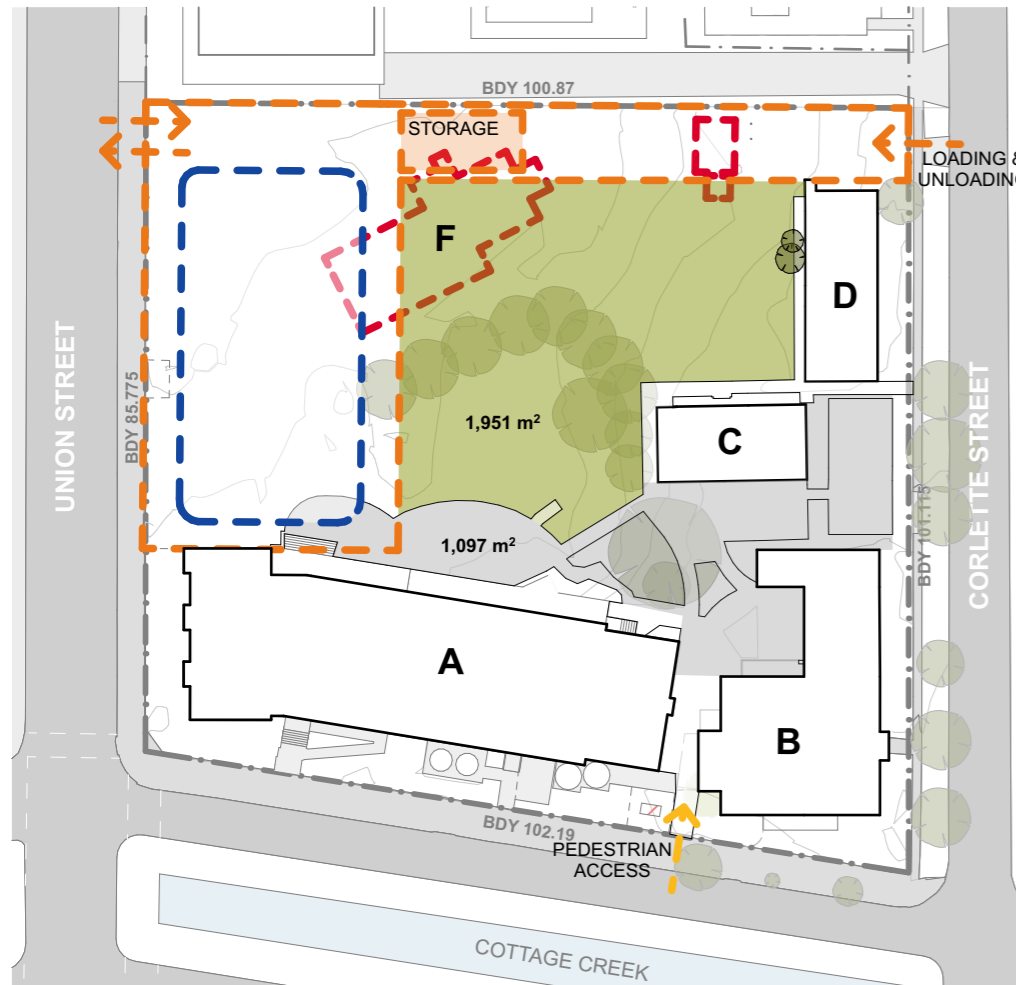
CALCULATION

STAGE 01 DURING CONSTRUCTION

HARDSTAND/FORMAL	1,951m ²
LANDSCAPE ZONE	1,951m ²
TOTAL	3,048m²
P.S.R	11.9m² / STUDENT

STAGE 01 COMPLETE

HARDSTAND/FORMAL	3,283m ²
LANDSCAPE ZONE	3,250m ²
TOTAL	6,533m²
P.S.R	13.6m² / STUDENT



Stage 01 During Construction

Total Play Space	= 3,048m ²
No of Students	= 256
P.S.R	= 11.9m ² /student

Stage 01 Complete

Total Play Space	= 6,533m ²
No of Students	= 480
P.S.R	= 13.6m ² /student









ALL PLANS PROVIDED ARE INDICATIVE ONLY. CONSTRUCTION OPERATIONS ARE TO BE CONFIRMED BY THE SELECTED CONTRACTOR



SSD APPLICATION

1. Dimensions are in millimeters unless otherwise shown.
2. Work to given dimensions. Do not scale from drawing.
3. Check all dimensions on site prior to construction and fabrication.
4. Bring any discrepancies to the attention of the proprietor & architect.

LEGEND

-  - EXISTING PERMANENT BUILDINGS
-  - EXISTING BUILDINGS TO BE DEMOLISHED
-  - CONSTRUCTION ZONE AREA
-  - BUILDINGS UNDER CONSTRUCTION
-  - OUTDOOR PLAY SPACE HARDSTAND
-  - OUTDOOR PLAY SPACE LANDSCAPE
-  - EXISTING SITE TREES
-  - PROPOSED SITE TREES

NOTES

CURRENT (2022) PLAY SPACE RATIO (P.S.R) IS 20.8m²/STUDENT

STAGE 02 DURING CONSTRUCTION

- DEMOLISH NORTH EAST WING OF BLOCK B
- REMOVE PLAY PLATFORMS

STAGE 02 COMPLETE

- PROPOSED STAGE 2 DECK PROVIDES FLEXIBLE LEARNING AND PLAY SPACE FOR STUDENTS

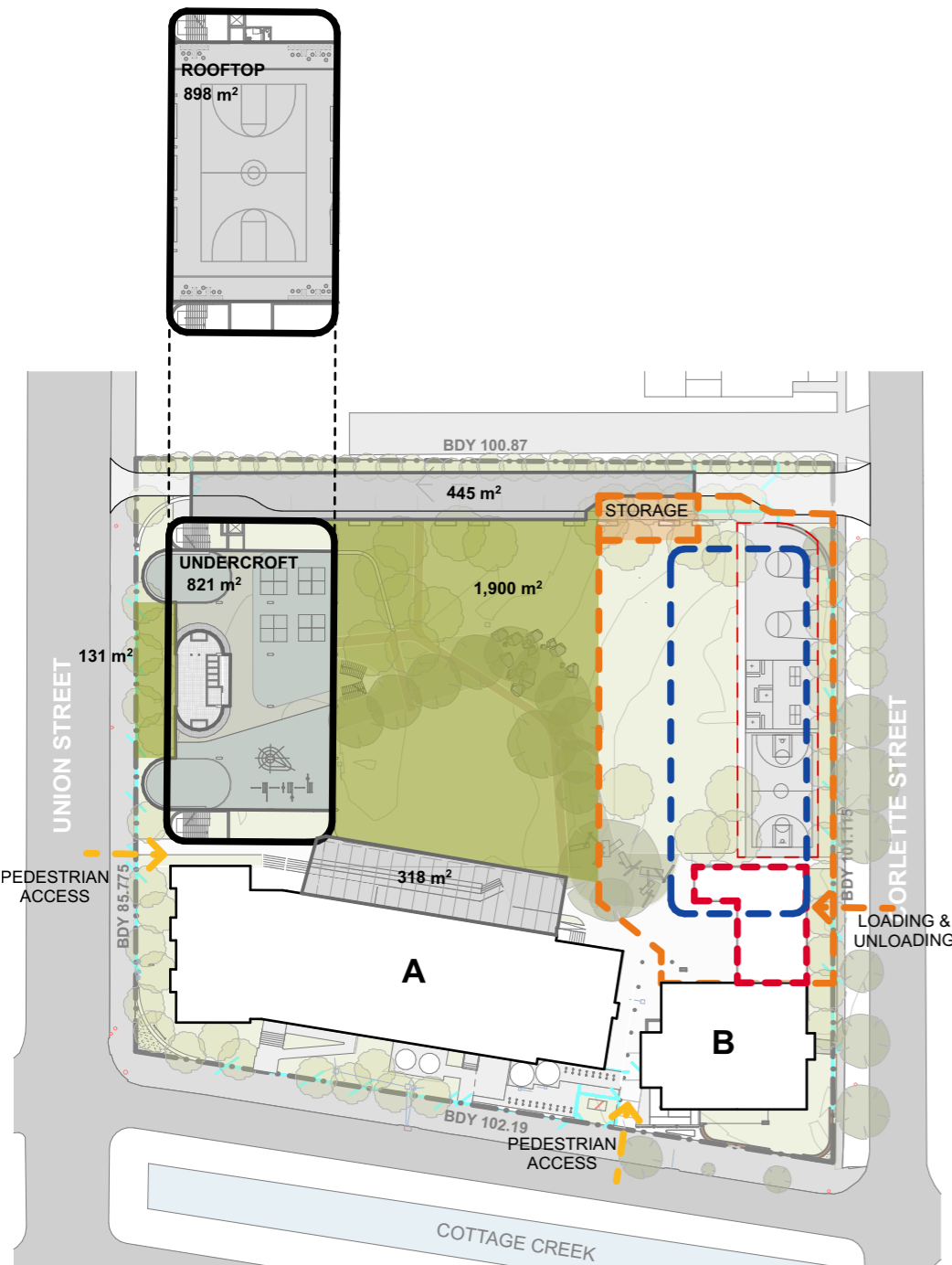
CALCULATION

STAGE 02 DURING CONSTRUCTION

HARDSTAND/FORMAL	2,482m ²
LANDSCAPE ZONE	2,031m ²
TOTAL	4,513m²
P.S.R	9.4m² / STUDENT

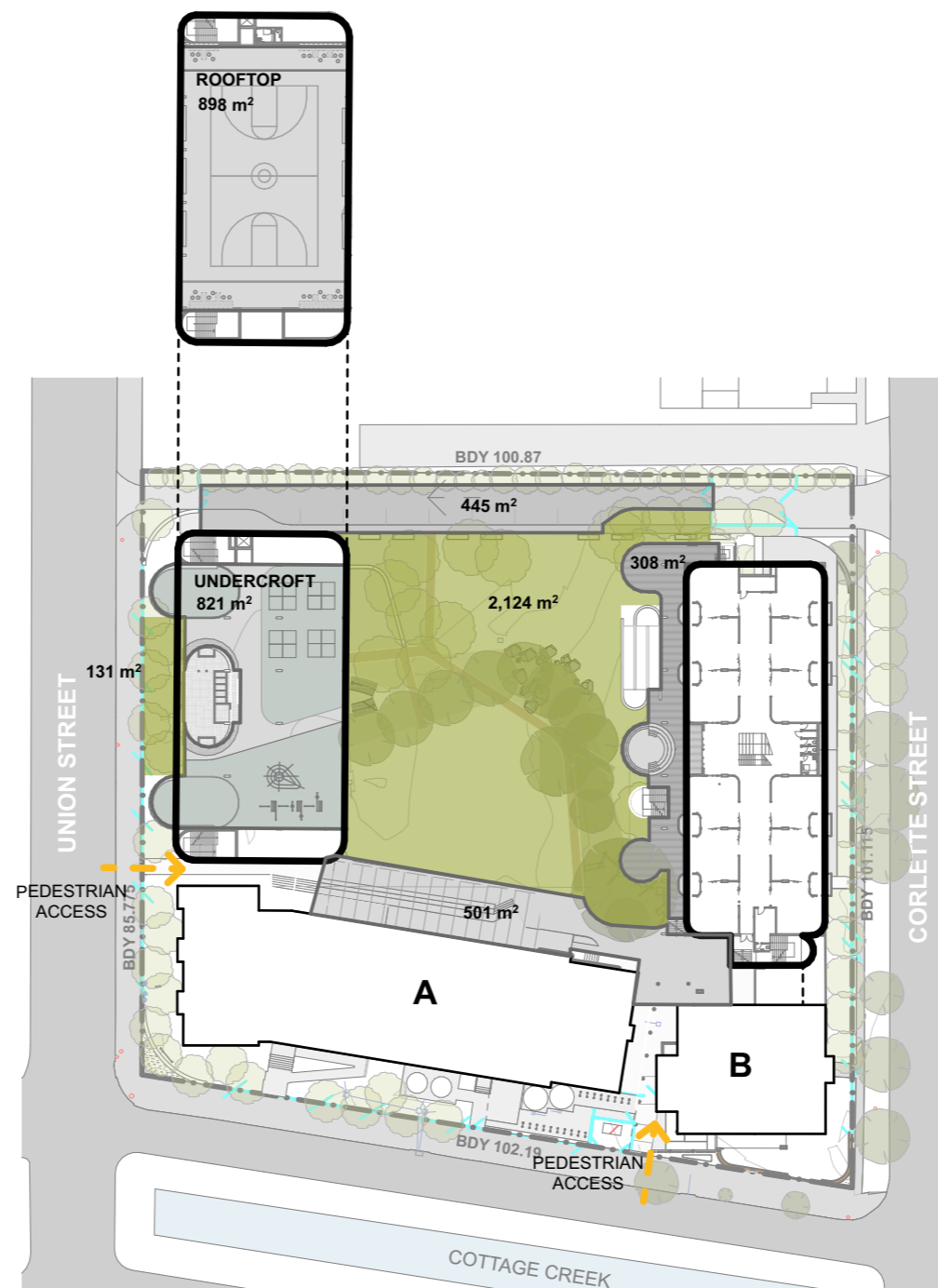
STAGE 02 COMPLETE

HARDSTAND/FORMAL	2,973m ²
LANDSCAPE ZONE	2,255m ²
TOTAL	5,228m²
P.S.R	8.2m² / STUDENT



Stage 02 During Construction

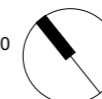
Total Play Space	= 4,513m²
No of Students	= 480
P.S.R	= 9.4m² / student



Stage 02 Complete

Total Play Space	= 5,228m²
No of Students	= 640
P.S.R	= 8.2m² / student









DISCLAIMER: Neighbouring buildings have been located as accurately as possible based off up to date aerial imagery, survey data and construction drawings obtained from original Architect.



SSD APPLICATION

1. Dimensions are in millimeters unless otherwise shown.
2. Work to given dimensions. Do not scale from drawing.
3. Check all dimensions on site prior to construction and fabrication.
4. Bring any discrepancies to the attention of the proprietor & architect.

LEGEND

-  - EXISTING PERMANENT BUILDINGS
-  - EXISTING BUILDINGS TO BE DEMOLISHED
-  - CONSTRUCTION ZONE AREA
-  - BUILDINGS UNDER CONSTRUCTION
-  - OUTDOOR PLAY SPACE HARDSTAND
-  - OUTDOOR PLAY SPACE LANDSCAPE
-  - EXISTING SITE TREES
-  - PROPOSED SITE TREES

NOTES

CURRENT (2022) PLAY SPACE RATIO (P.S.R) IS 20.8m²/STUDENT

STAGE 03 DURING CONSTRUCTION

- REFURBISHMENT AND MINOR DEMOLITION OF NORTH WING OF BLOCK A
- MINOR - NO IMPACT ON EXISTING PLAYSACE AND SCHOOL OPERATIONS

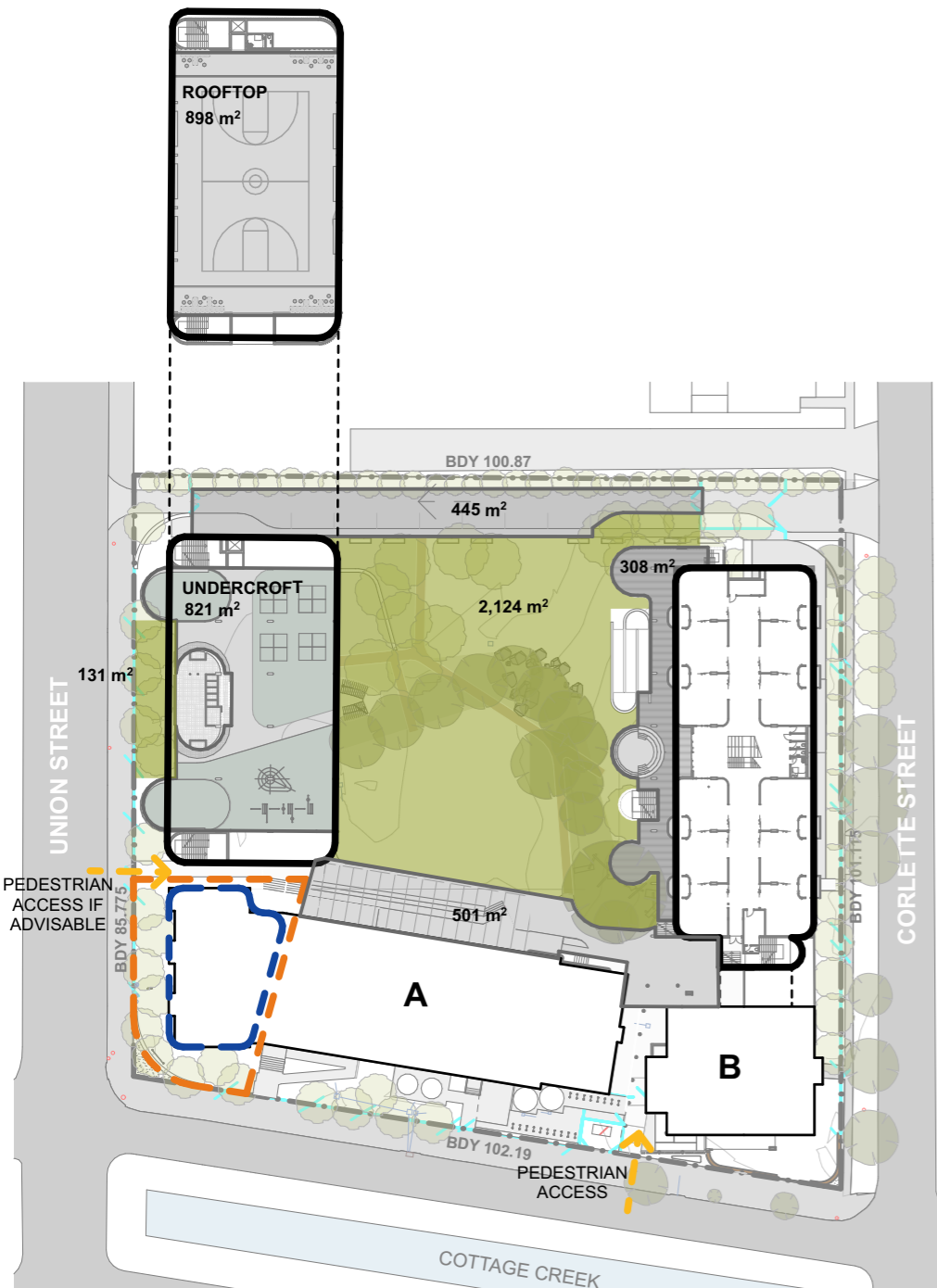
CALCULATION

STAGE 03 DURING CONSTRUCTION

HARDSTAND/FORMAL	2,973m ²
LANDSCAPE ZONE	2,255m ²
TOTAL	5,228m²
P.S.R	8.2m² / STUDENT

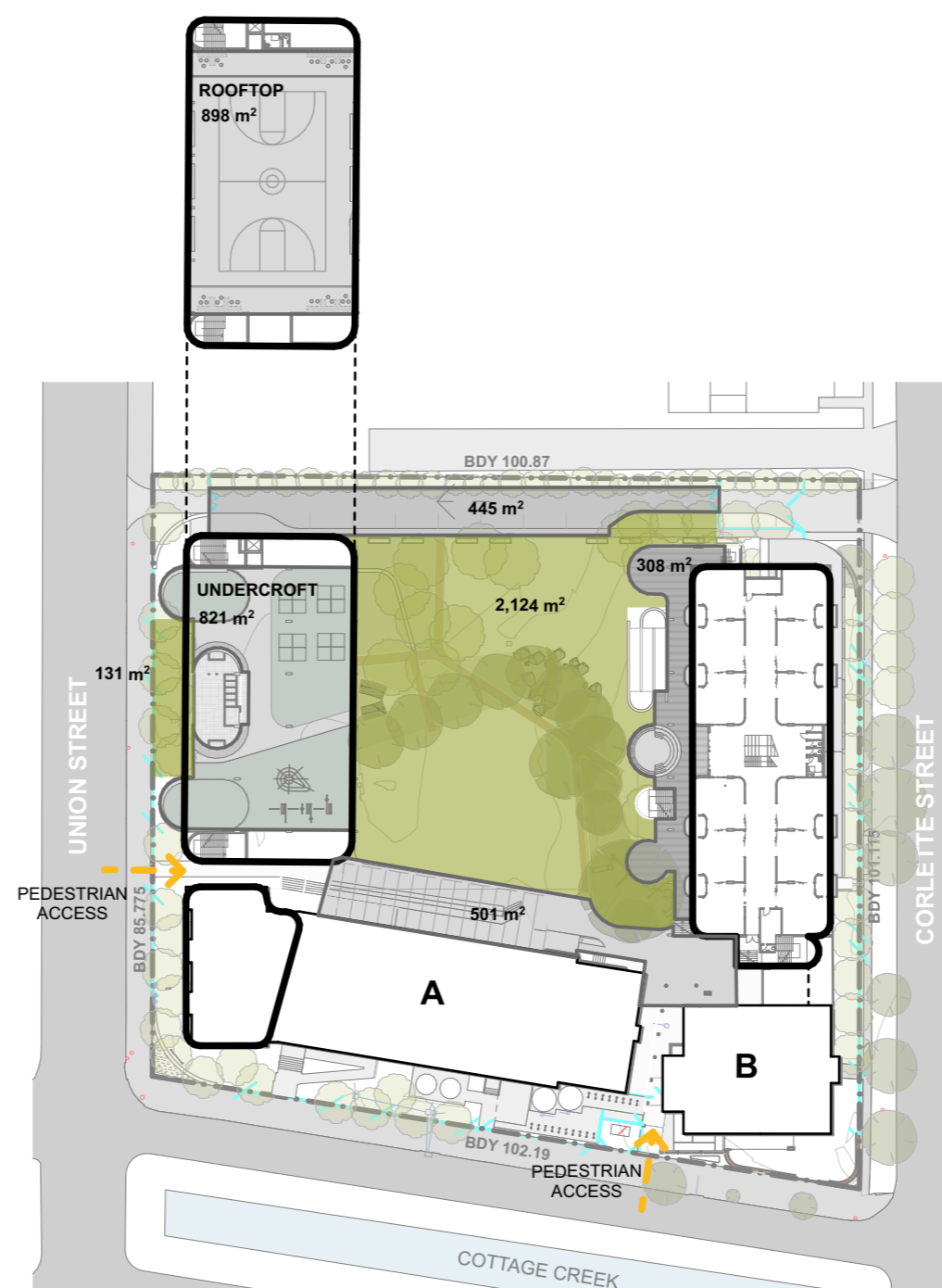
STAGE 03 COMPLETE

HARDSTAND/FORMAL	2,973m ²
LANDSCAPE ZONE	2,255m ²
TOTAL	5,228m²
P.S.R	8.2m² / STUDENT



Stage 03 During Construction

Total Play Space	= 5,228m ²
No of Students	= 640
P.S.R	= 8.2m ² / student



Stage 03 Complete

Total Play Space	= 5,228m ²
No of Students	= 640
P.S.R	= 8.2m ² / student

DISCLAIMER: Neighbouring buildings have been located as accurately as possible based off up to date aerial imagery, survey data and construction drawings obtained from original Architect.

ENVIRONMENTAL FEATURES



QUALITIES

- Colour
- Water
- Air
- Sunlight
- Materials
- Views & Vistas
- Geology
- Landscape
- Local Habitat
- Local Ecosystem

PLACE - BASED RELATIONSHIP



QUALITIES

- Cultural identity
- Historic qualities
- Indigenous significance
- Orientation
- Key site features
- Local ecologies
- Spirit of place

NATURAL PATTERNS AND PROCESSES



QUALITIES

- Sensory experience
- Ageing & change
- Growth & decay
- Focal points direct site
- Transitional spaces to the outside
- Contrasting textures & materials

NATURAL SHAPES AND FORMS



QUALITIES

- Light manipulation
- Reflection
- Shadow
- Spaciousness
- Shape & form
- Harmony
- Gradual vs direct transitions

NATURE IN SPACE



QUALITIES

- Motifs (repeated patterns)
- Form in nature
- Site response
- Integration
- Seamlessness
- Subtle features
- Interior connection to exterior space

EVOLVED HUMAN - NATURE RELATIONSHIP



QUALITIES

- Prospect & refuge
- Order & complexity
- Protection
- Attachment
- Exploration
- Discovery
- Connection to place

SSD APPLICATION

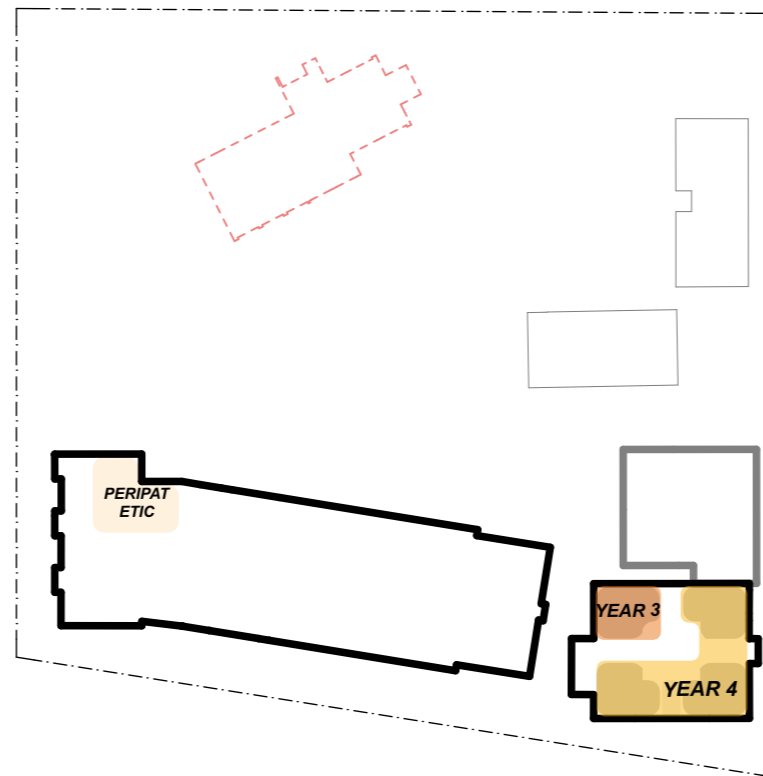
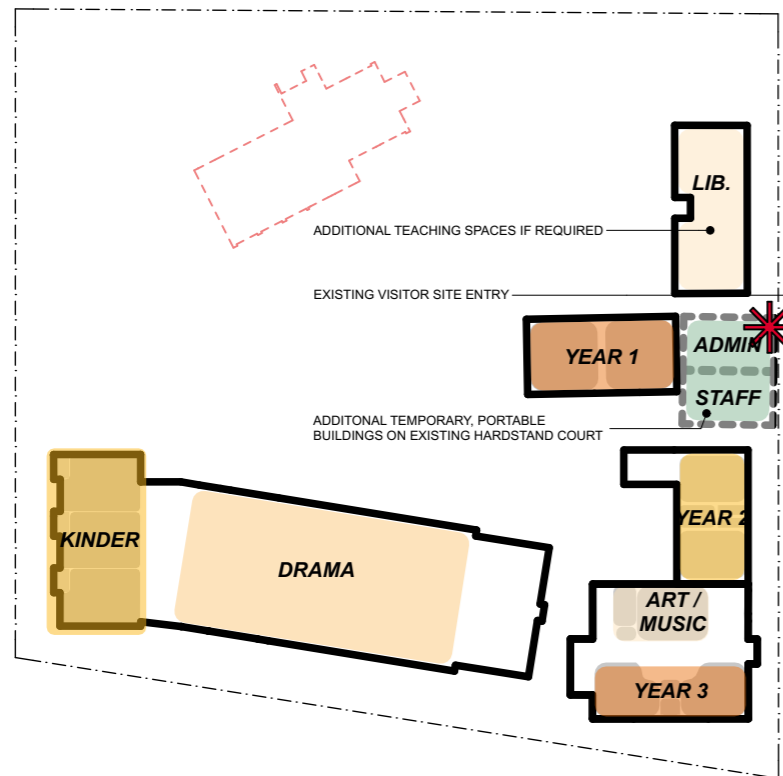
1. Dimensions are in millimeters unless otherwise shown.
2. Work to given dimensions. Do not scale from drawing.
3. Check all dimensions on site prior to construction and fabrication.
4. Bring any discrepancies to the attention of the proprietor & architect.

INTERPRETATION

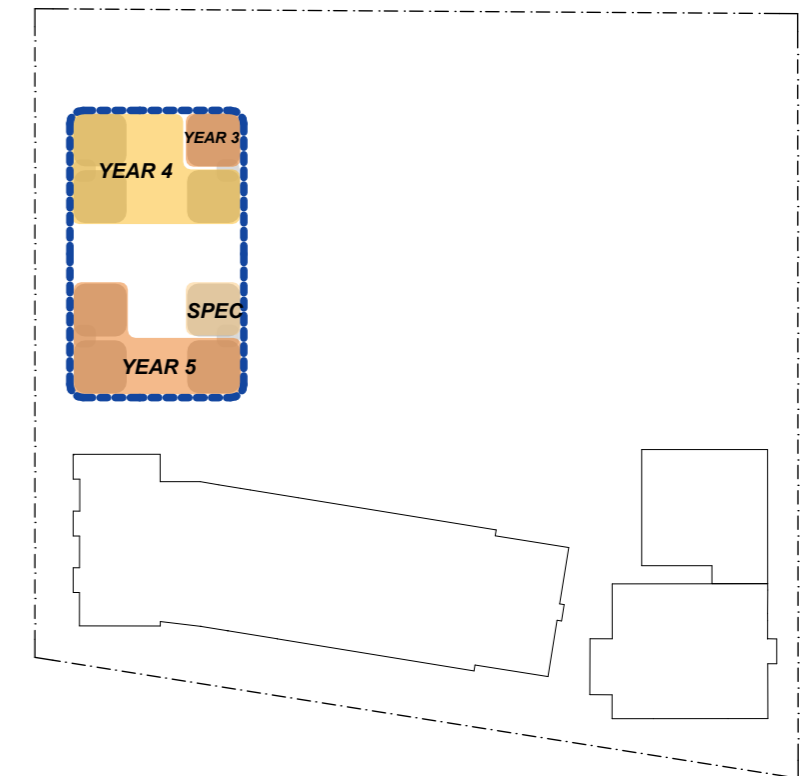
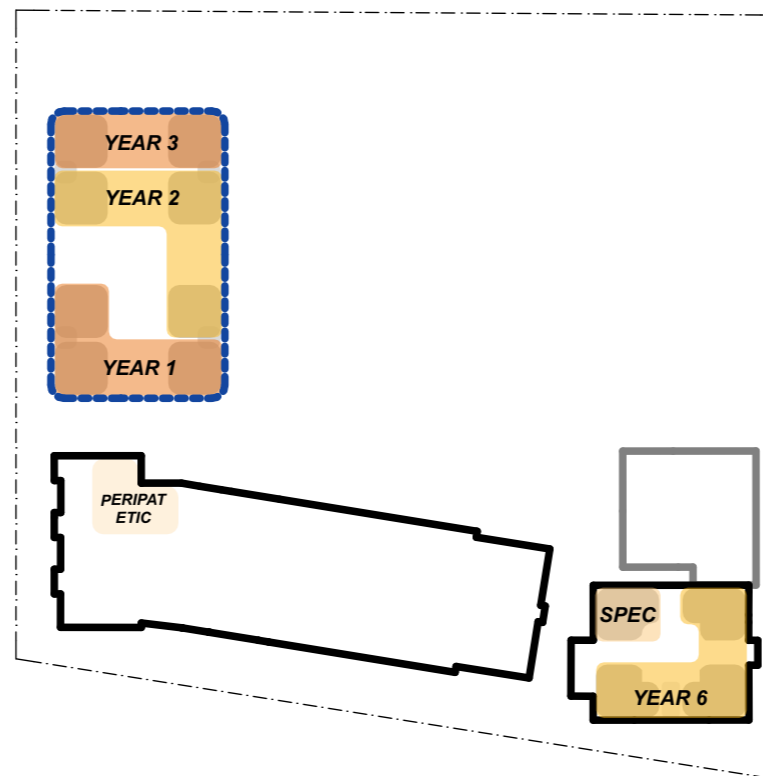
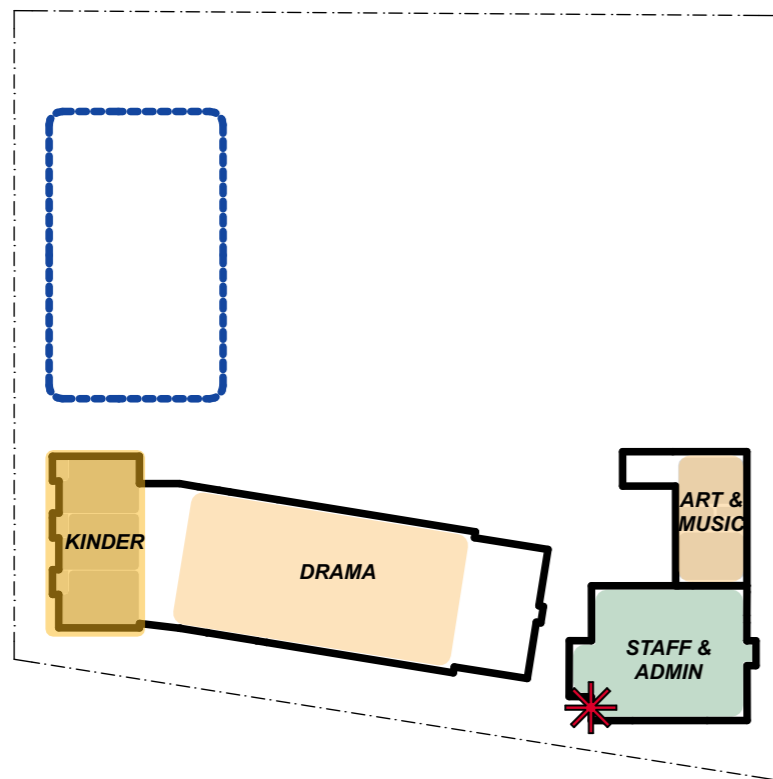
- Providing **connection between interior and exterior** play spaces through an open ground floor zone
- **Integration of landscape** into and part of the building design
- Manipulating **shadow, light and form** through the parabolic screening to the building exterior
- Utilising **organic form** in the screening of the exterior
- **Enhancing the existing landscape features** of the site with complimentary planting and trees
- Utilising **native species** in Landscape design
- Encourage students to **play, engage, discover and explore** the school as a **bountiful landscape**
- Utilising large deck spaces to connect to external space and **optimise protection, light and ventilation.**



DURING STAGE 1 CONSTRUCTION



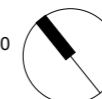
UPON STAGE 1 COMPLETION



GROUND FLOOR

FIRST FLOOR

SECOND FLOOR



Drawing and design © SHAC Pty Ltd 2022. The signed control copy of this drawing is held by SHAC Pty Ltd. | Ref: BIMcloud: BIMSERVER24 - BIMcloud Basic for ARCHICAD 24/4293 NGS Park Campus Stage 1 date:11/3/22 time: 2:10 pm



Stage 01

Block B

Refurbishment

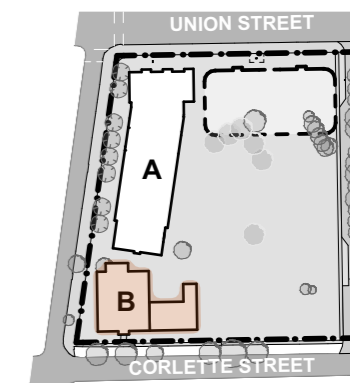
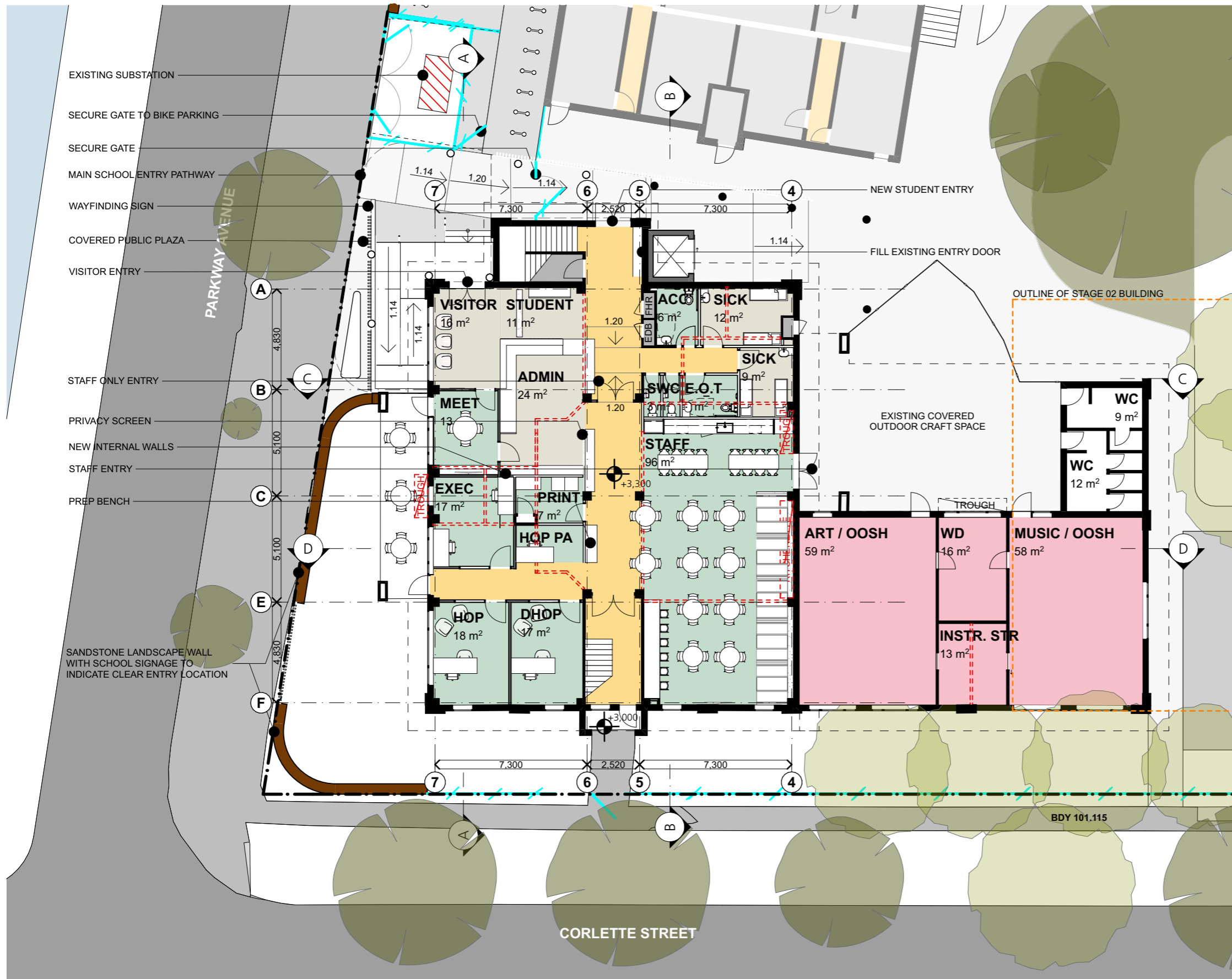


SHAC



SSD APPLICATION

- 1. Dimensions are in millimeters unless otherwise shown.
- 2. Work to given dimensions. Do not scale from drawing.
- 3. Check all dimensions on site prior to construction and fabrication.
- 4. Bring any discrepancies to the attention of the proprietor & architect.



4293
2.11

RevO 11.03.22

Block B Ground Floor Plan

Newcastle Grammar School - Park Campus Stage 1
Parkway Avenue, Cooks Hill NSW



1:200
@A3



SHAC

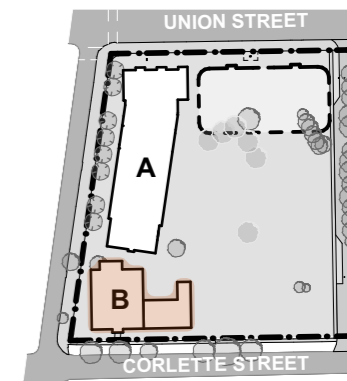
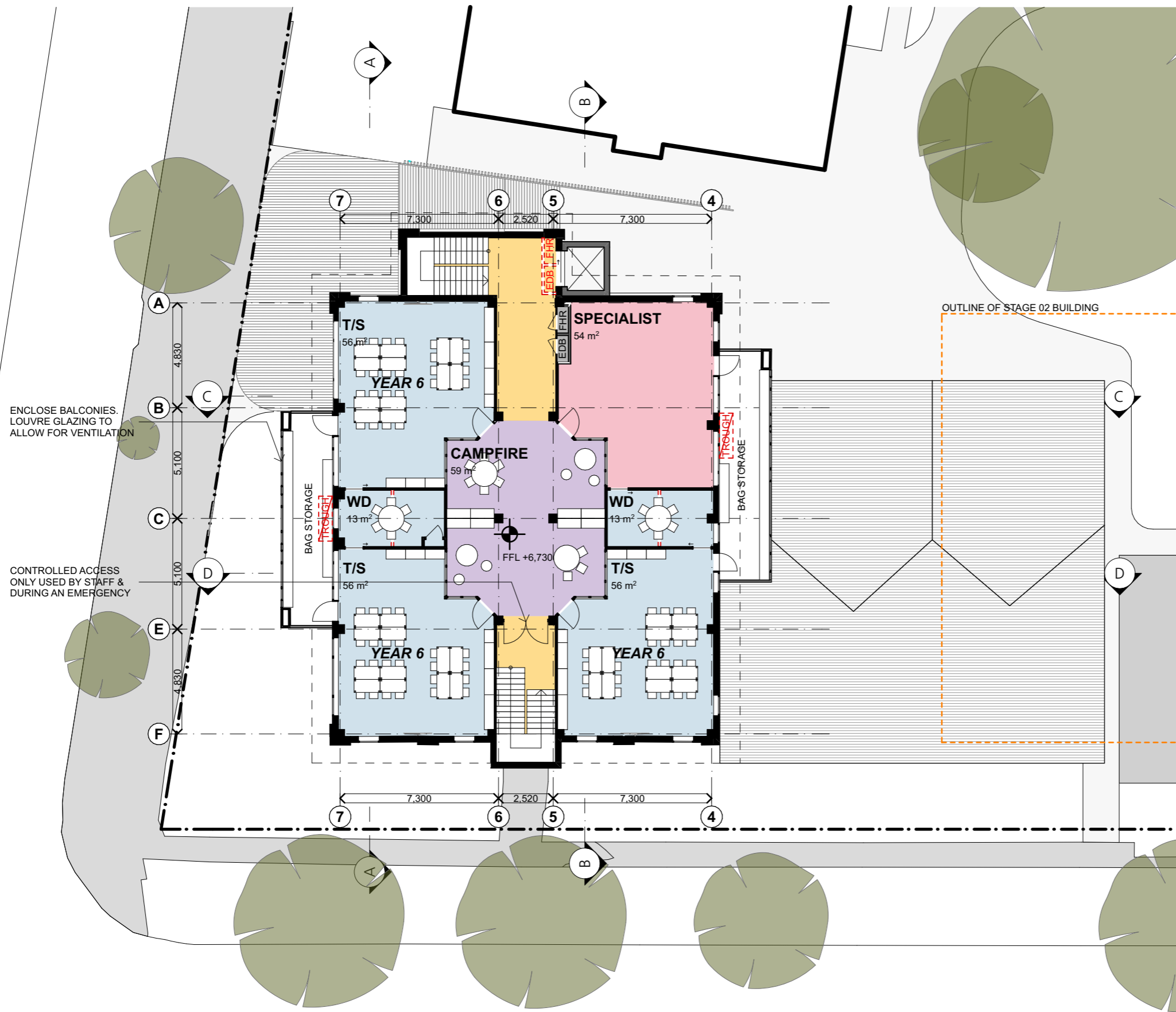
Nominated Architect Justin Hamilton (6160) | ABN 32 131 584 846

Drawing and design © SHAC Pty Ltd 2022. The signed control copy of this drawing is held by SHAC Pty Ltd. | Ref: BIMcloud: BIMSERVER24 - BIMcloud Basic for ARCHICAD 24/4293 NGS Park Campus Stage 1 date:11/3/22 time: 2:10 pm



SSD APPLICATION

- 1. Dimensions are in millimeters unless otherwise shown.
- 2. Work to given dimensions. Do not scale from drawing.
- 3. Check all dimensions on site prior to construction and fabrication.
- 4. Bring any discrepancies to the attention of the proprietor & architect.



4293
2.12

RevM 15.10.21

Block B First Floor Plan

Newcastle Grammar School - Park Campus Stage 1
Parkway Avenue, Cooks Hill NSW

0m 2 4 6 8 10 1:200 @A3



SHAC

Nominated Architect Justin Hamilton (6160) | ABN 32 131 584 846

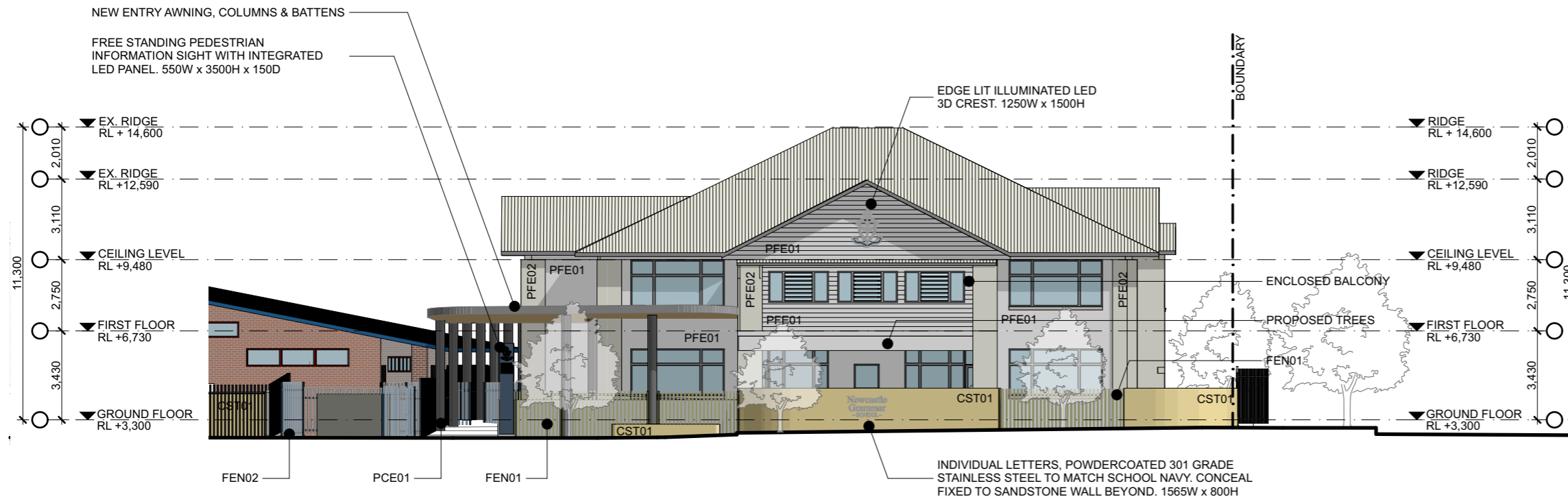
Drawing and design © SHAC Pty Ltd 2022. The signed control copy of this drawing is held by SHAC Pty Ltd. | Ref: BIMcloud: BIMSERVER24 - BIMcloud Basic for ARCHICAD 24/4293 NGS Park Campus Stage 1 date:11/3/22 time: 2:10 pm

SSD APPLICATION

1. Dimensions are in millimeters unless otherwise shown.
2. Work to given dimensions. Do not scale from drawing.
3. Check all dimensions on site prior to construction and fabrication.
4. Bring any discrepancies to the attention of the proprietor & architect.

EXTERIOR FINISHES LEGEND

CODE	FINISH
CST01	Cladding Stone Wall - Diamon Sawn Light to Medium
FEN01	Fence - Excel Harvest
FEN02	Fence - Zeus Timberland
PCE01	Poweder Coat - Zeus Timberland
PFE01	Paint Finish - Natural White
PFE02	Paint Finish - Stone Bread
PFE03	Paint Finish - Zeus Timberland



○ South - Parkway Avenue




○ East - Corlette Street

4293
2.13

RevG 15.10.21

Block B Elevations - South & East

Newcastle Grammar School - Park Campus Stage 1
Parkway Avenue, Cooks Hill NSW



SHAC

Nominated Architect Justin Hamilton (6160) | ABN 32 131 584 846

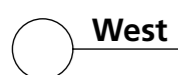
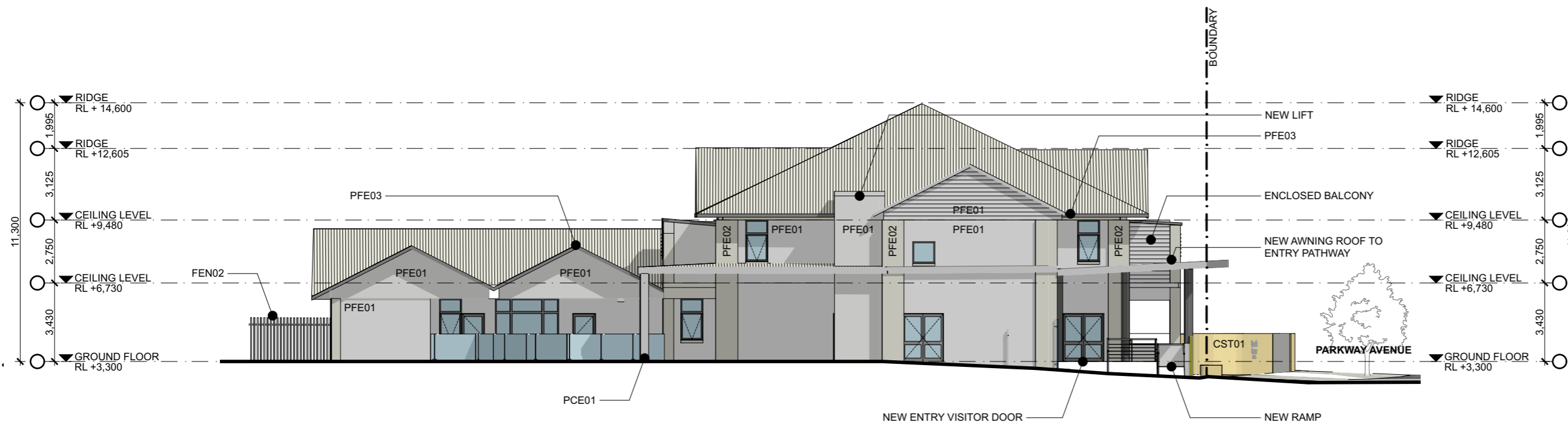
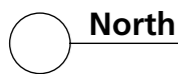


SSD APPLICATION

- 1. Dimensions are in millimeters unless otherwise shown.
- 2. Work to given dimensions. Do not scale from drawing.
- 3. Check all dimensions on site prior to construction and fabrication.
- 4. Bring any discrepancies to the attention of the proprietor & architect.

EXTERIOR FINISHES LEGEND

CODE	FINISH
CST01	Cladding Stone Wall - Diamon Sawn Light to Medium
FEN01	Fence - Excel Harvest
FEN02	Fence - Zeus Timberland
PCE01	Poweder Coat - Zeus Timberland
PFE01	Paint Finish - Natural White
PFE02	Paint Finish - Stone Bread
PFE03	Paint Finish - Zeus Timberland

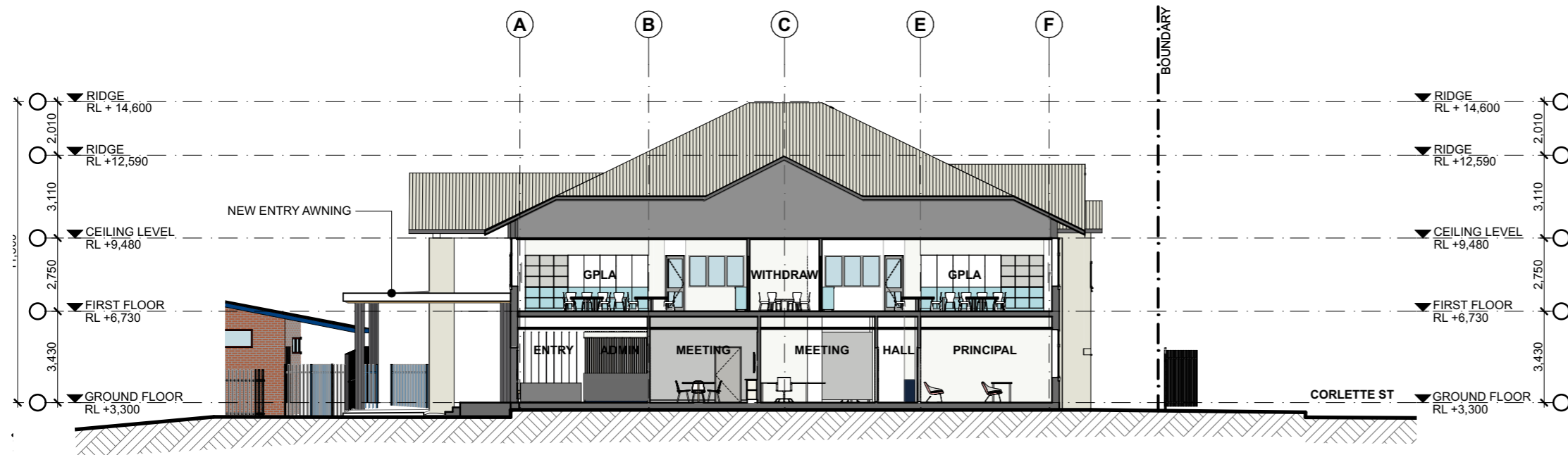


Drawing and design © SHAC Pty Ltd 2022. The signed control copy of this drawing is held by SHAC Pty Ltd. | Ref: BIMcloud; BIMSERVER24 - BIMcloud Basic for ARCHICAD 24/4293 NGS Park Campus Stage 1 date:11/3/22 time: 2:11 pm

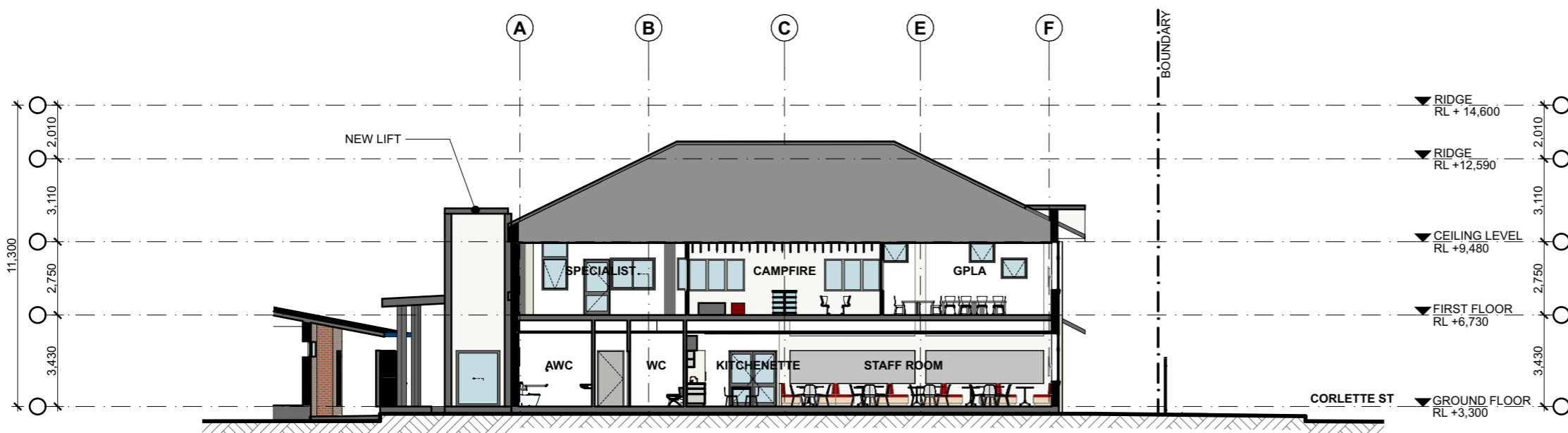


SSD APPLICATION

- 1. Dimensions are in millimeters unless otherwise shown.
- 2. Work to given dimensions. Do not scale from drawing.
- 3. Check all dimensions on site prior to construction and fabrication.
- 4. Bring any discrepancies to the attention of the proprietor & architect.



A-A



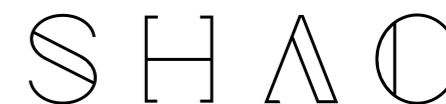

B-B

4293
2.15

RevF 15.10.21

Block B Sections 01

Newcastle Grammar School - Park Campus Stage 1
Parkway Avenue, Cooks Hill NSW



Drawing and design © SHAC Pty Ltd 2022. The signed control copy of this drawing is held by SHAC Pty Ltd. | Ref: BIMcloud: BIMSERVER24 - BIMcloud Basic for ARCHICAD 24/4283 NGS Park Campus Stage 1 date:11/3/22 time: 2:11 pm

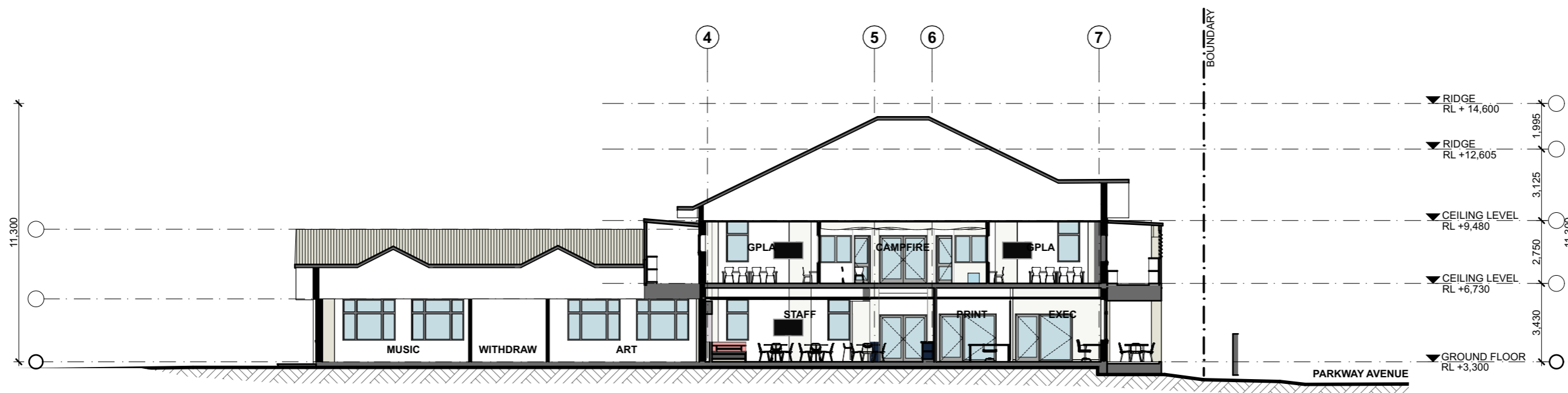


SSD APPLICATION

1. Dimensions are in millimeters unless otherwise shown.
2. Work to given dimensions. Do not scale from drawing.
3. Check all dimensions on site prior to construction and fabrication.
4. Bring any discrepancies to the attention of the proprietor & architect.



C-C



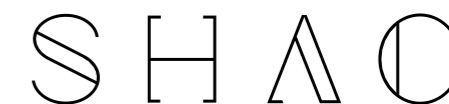

D-D

4293
2.16

RevE 15.10.21

Block B Sections 02

Newcastle Grammar School - Park Campus Stage 1
Parkway Avenue, Cooks Hill NSW

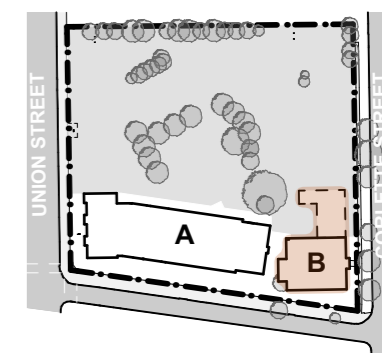
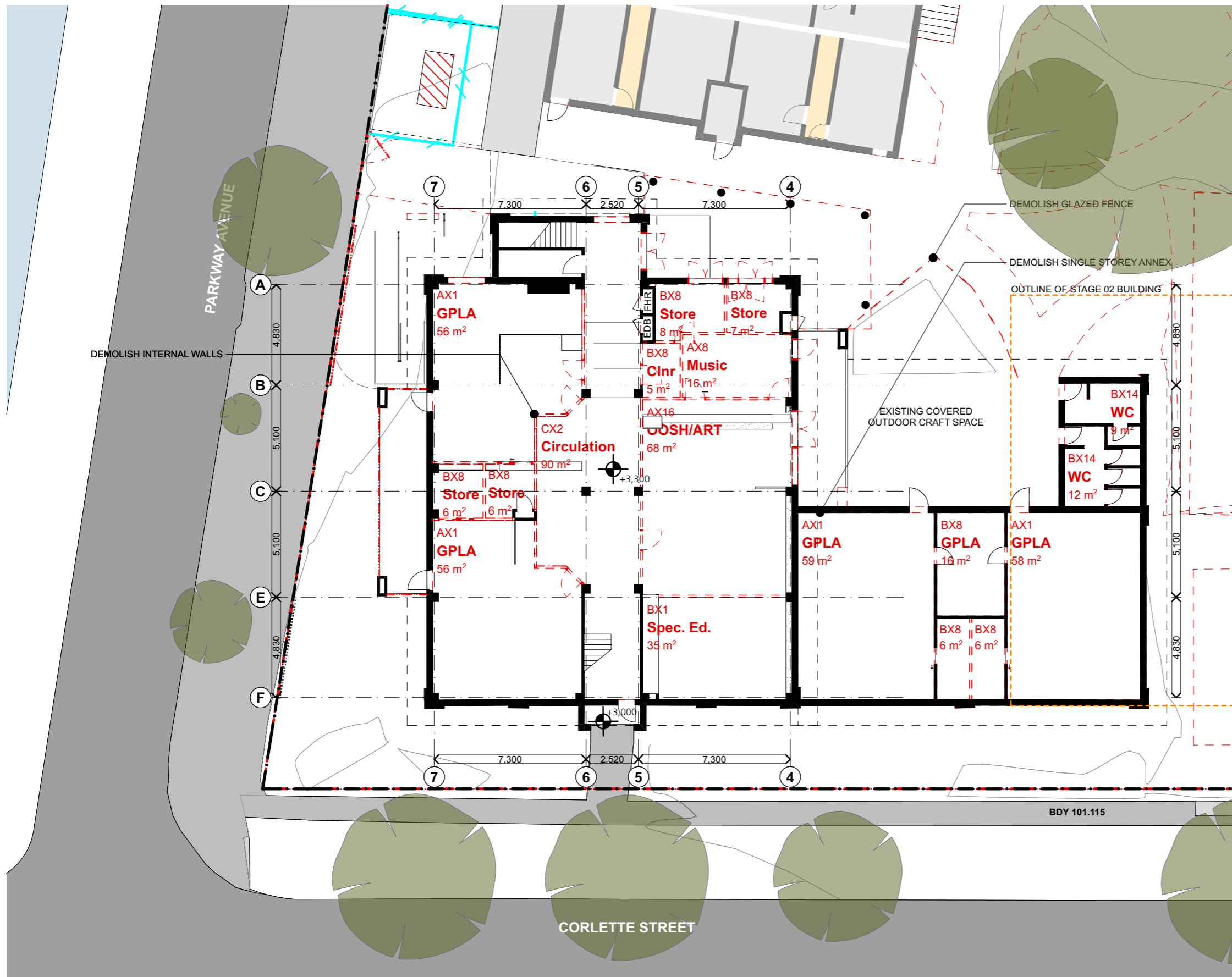


Drawing and design © SHAC Pty Ltd 2022. The signed control copy of this drawing is held by SHAC Pty Ltd. | Ref: BIMcloud: BIMSERVER24 - BIMcloud Basic for ARCHICAD 24/4283 NGS Park Campus Stage 1 date:11/3/22 time: 2:11 pm



SSD APPLICATION

- 1. Dimensions are in millimeters unless otherwise shown.
- 2. Work to given dimensions. Do not scale from drawing.
- 3. Check all dimensions on site prior to construction and fabrication.
- 4. Bring any discrepancies to the attention of the proprietor & architect.



4293
2.17

RevA 16.11.20

Demolition Plan - Ground Floor

Newcastle Grammar School - Park Campus Stage 1
Parkway Avenue, Cooks Hill NSW

0m 2 4 6 8 10 1:200 @A3



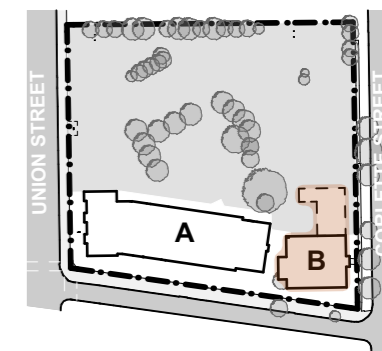
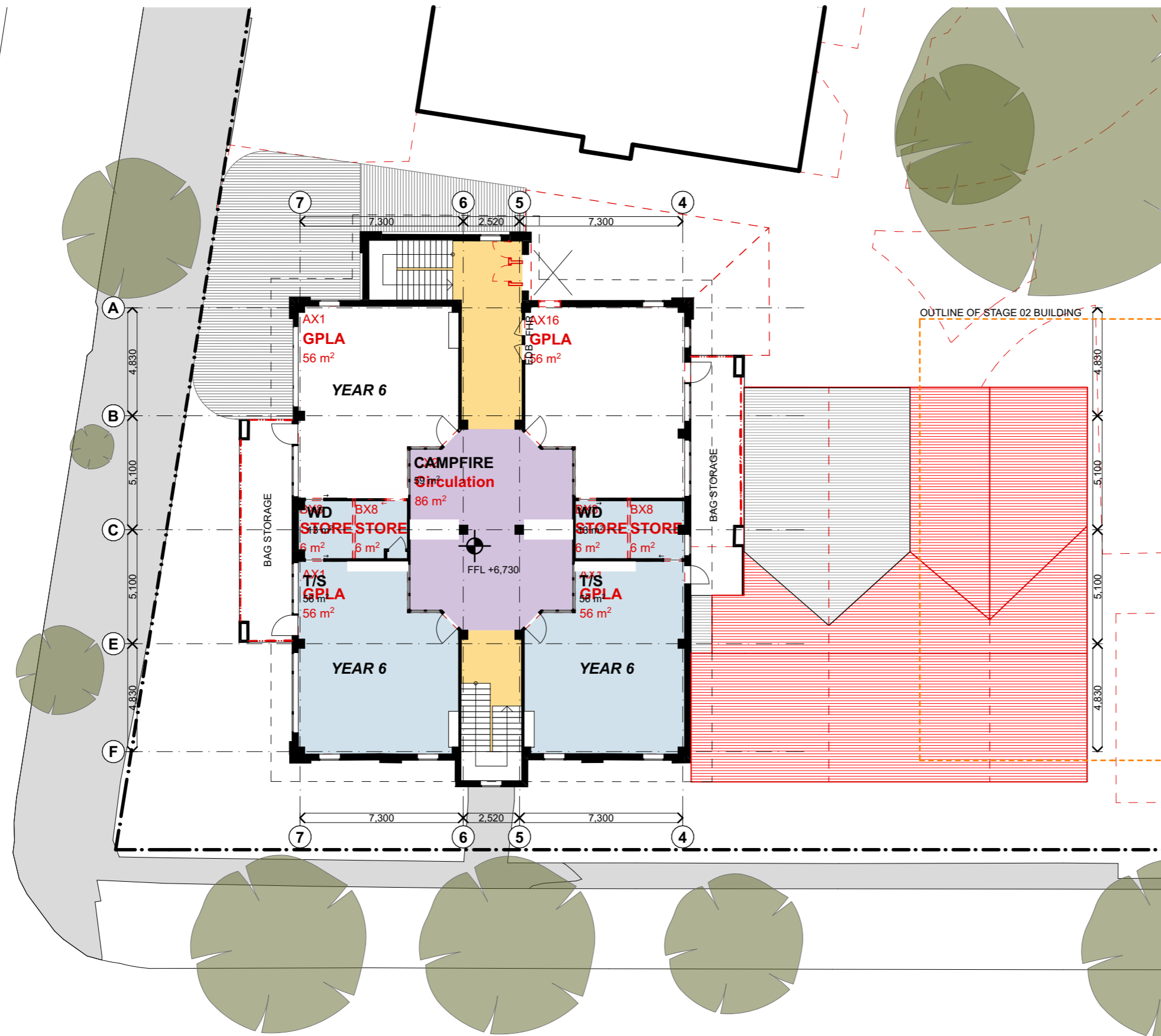
SHAC

Nominated Architect Justin Hamilton (6160) | ABN 32 131 584 846



SSD APPLICATION

- 1. Dimensions are in millimeters unless otherwise shown.
- 2. Work to given dimensions. Do not scale from drawing.
- 3. Check all dimensions on site prior to construction and fabrication.
- 4. Bring any discrepancies to the attention of the proprietor & architect.



4293
2.18

RevA 16.11.20

Demolition Plan - First Floor

Newcastle Grammar School - Park Campus Stage 1
Parkway Avenue, Cooks Hill NSW

0m 2 4 6 8 10 1:200 @A3



SHAC

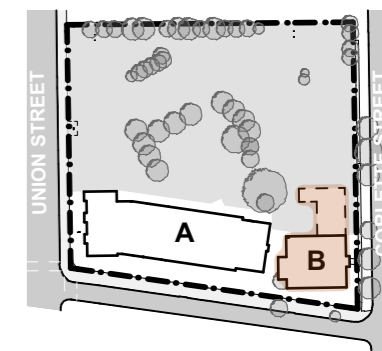
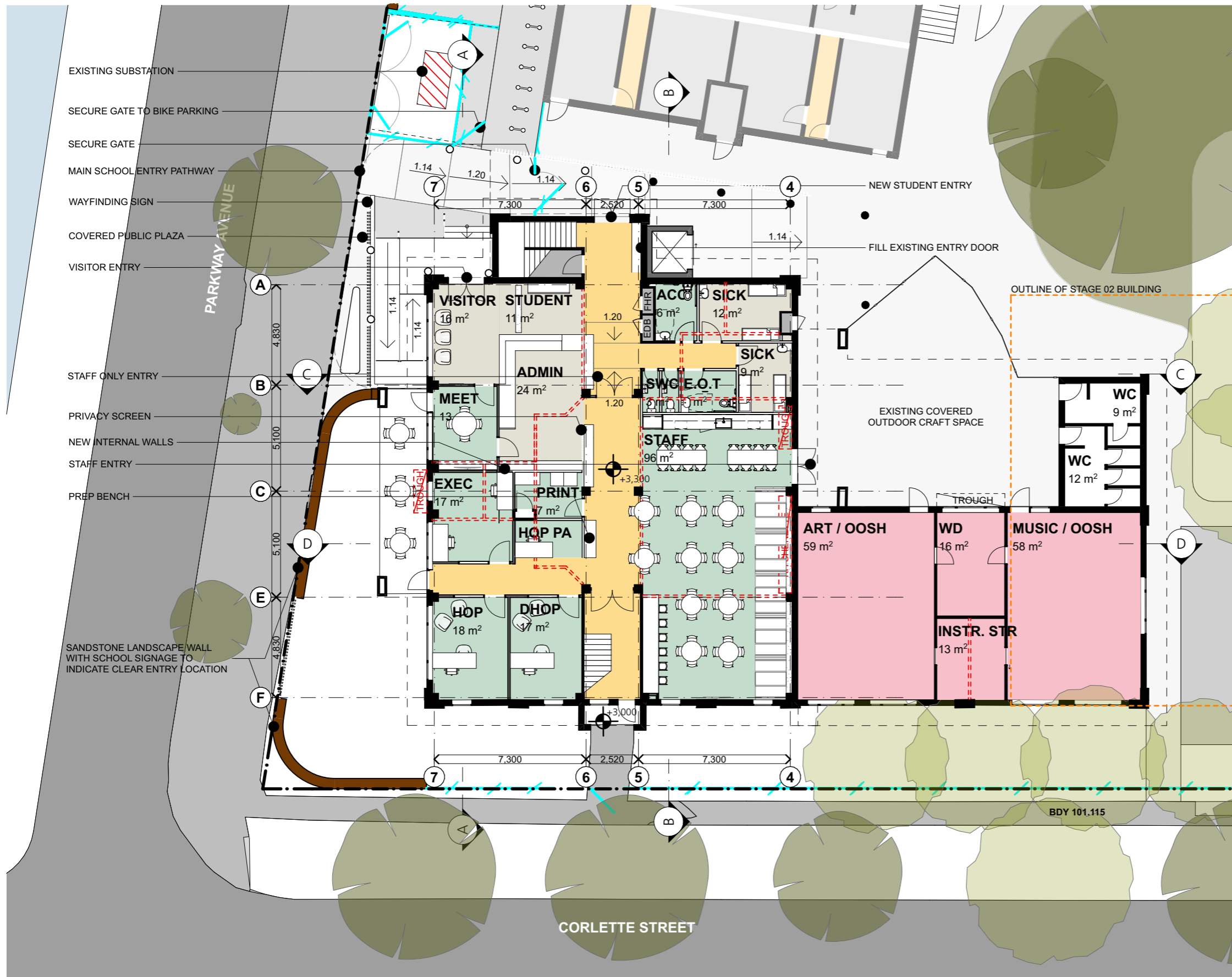
Nominated Architect Justin Hamilton (6160) | ABN 32 131 584 846

Drawing and design © SHAC Pty Ltd 2022. The signed control copy of this drawing is held by SHAC Pty Ltd. | Ref: BIMcloud: BIMSERVER24 - BIMcloud Basic for ARCHICAD 24/4293 NGS Park Campus Stage 1 date:11/3/22 time: 2:12 pm



SSD APPLICATION

- 1. Dimensions are in millimeters unless otherwise shown.
- 2. Work to given dimensions. Do not scale from drawing.
- 3. Check all dimensions on site prior to construction and fabrication.
- 4. Bring any discrepancies to the attention of the proprietor & architect.



4293
2.19

RevE 29.03.21

Stage 02 Ground Floor Plan

Newcastle Grammar School - Park Campus Stage 1
Parkway Avenue, Cooks Hill NSW

0m 2 4 6 8 10

1:200
@A3



SHAC

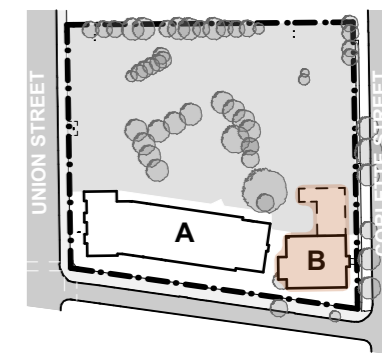
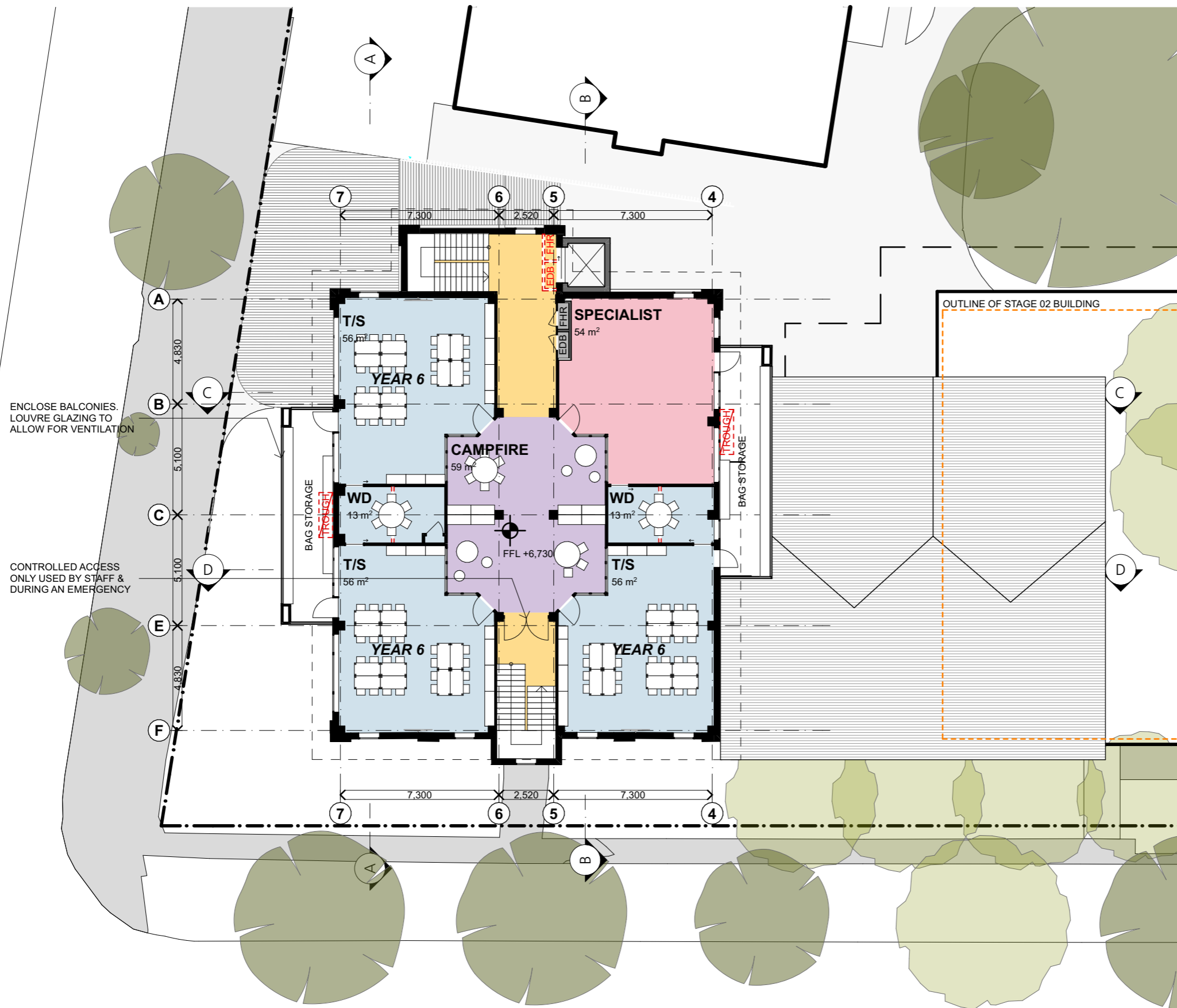
Nominated Architect Justin Hamilton (6160) | ABN 32 131 584 846

Drawing and design © SHAC Pty Ltd 2022. The signed control copy of this drawing is held by SHAC Pty Ltd. | Ref: BIMcloud: BIMSERVER24 - BIMcloud Basic for ARCHICAD 24/4293 NGS Park Campus Stage 1 date:11/3/22 time: 2:12 pm



SSD APPLICATION

- 1. Dimensions are in millimeters unless otherwise shown.
- 2. Work to given dimensions. Do not scale from drawing.
- 3. Check all dimensions on site prior to construction and fabrication.
- 4. Bring any discrepancies to the attention of the proprietor & architect.




4293
2.110

RevA 29.03.21

Stage 02 First Floor Plan

Newcastle Grammar School - Park Campus Stage 1
Parkway Avenue, Cooks Hill NSW

0m 2 4 6 8 10 1:200 @A3



SHAC

Nominated Architect Justin Hamilton (6160) | ABN 32 131 584 846

Drawing and design © SHAC Pty Ltd 2022. The signed control copy of this drawing is held by SHAC Pty Ltd. | Ref: BIMcloud; BIMSERVER24 - BIMcloud Basic for ARCHICAD 24/4293 NGS Park Campus Stage 1 date:11/3/22 time: 2:12 pm



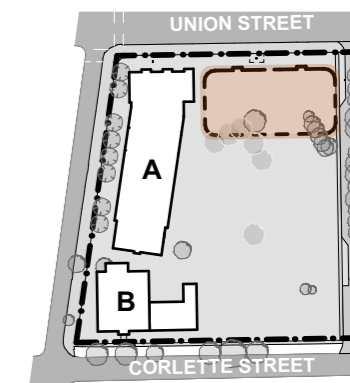
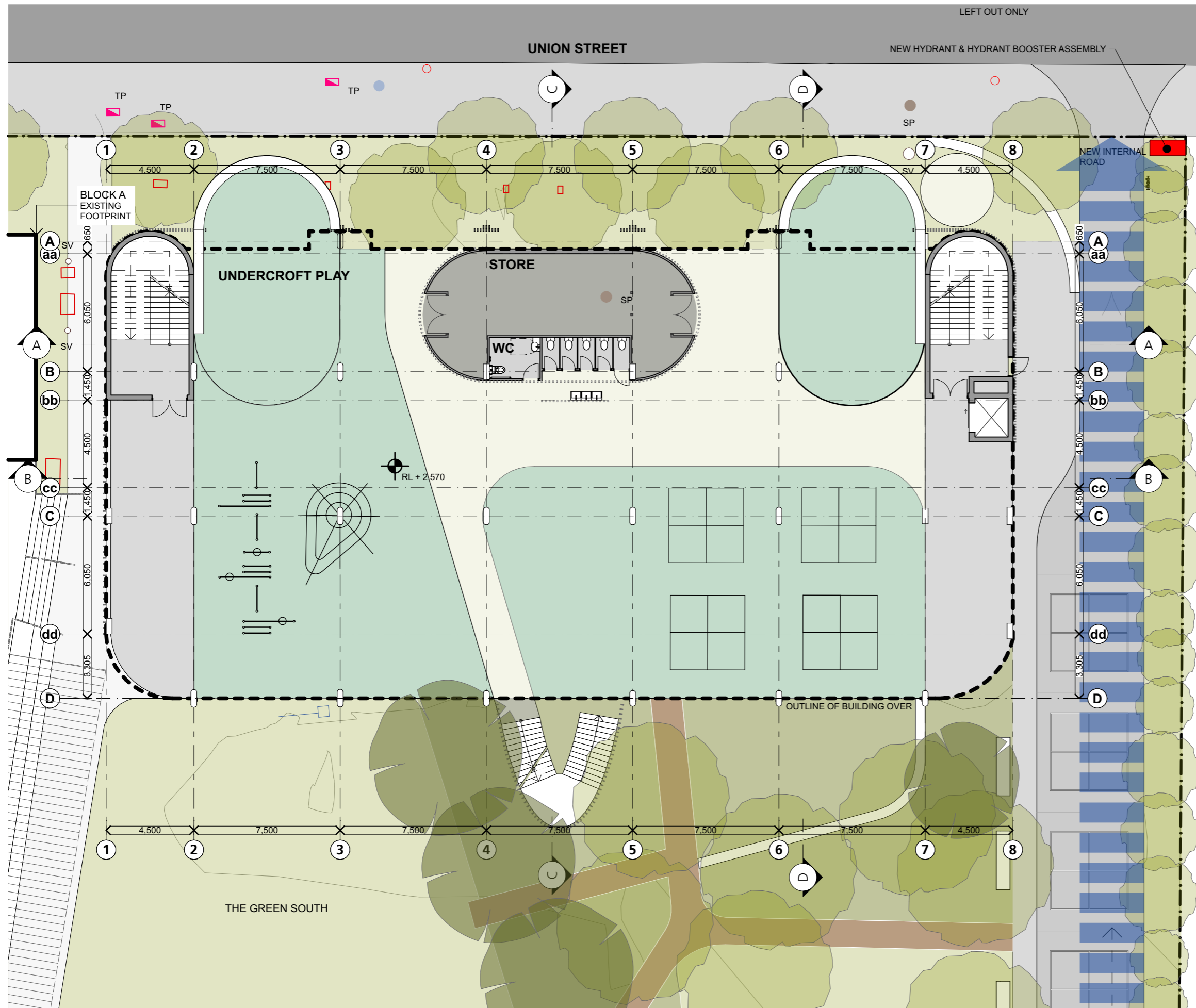
Stage 01

Union Street



SSD APPLICATION

- 1. Dimensions are in millimeters unless otherwise shown.
- 2. Work to given dimensions. Do not scale from drawing.
- 3. Check all dimensions on site prior to construction and fabrication.
- 4. Bring any discrepancies to the attention of the proprietor & architect.



4293
2.21

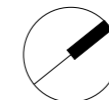
RevQ 11.03.22

Ground Floor Plan

Newcastle Grammar School - Park Campus Stage 1
Parkway Avenue, Cooks Hill NSW



1:200
@A3



SHAC

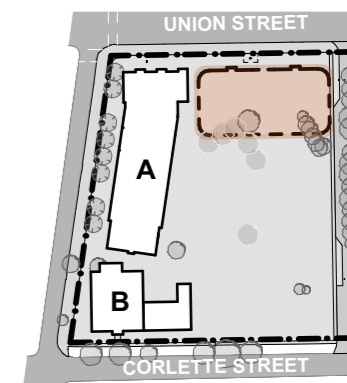
Nominated Architect Justin Hamilton (6160) | ABN 32 131 584 846

Drawing and design © SHAC Pty Ltd 2022. The signed control copy of this drawing is held by SHAC Pty Ltd. | Ref: BIMcloud: BIMSERVER24 - BIMcloud Basic for ARCHICAD 24/4233 NGS Park Campus Stage 1 date:11/3/22 time: 2:12 pm



SSD APPLICATION

- 1. Dimensions are in millimeters unless otherwise shown.
- 2. Work to given dimensions. Do not scale from drawing.
- 3. Check all dimensions on site prior to construction and fabrication.
- 4. Bring any discrepancies to the attention of the proprietor & architect.



4293
2.22

RevP 15.10.21

First Floor Plan

Newcastle Grammar School - Park Campus Stage 1
Parkway Avenue, Cooks Hill NSW

0m 2 4 6 8 10

1:200
@A3



SHAC

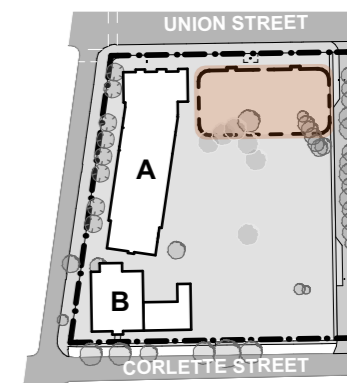
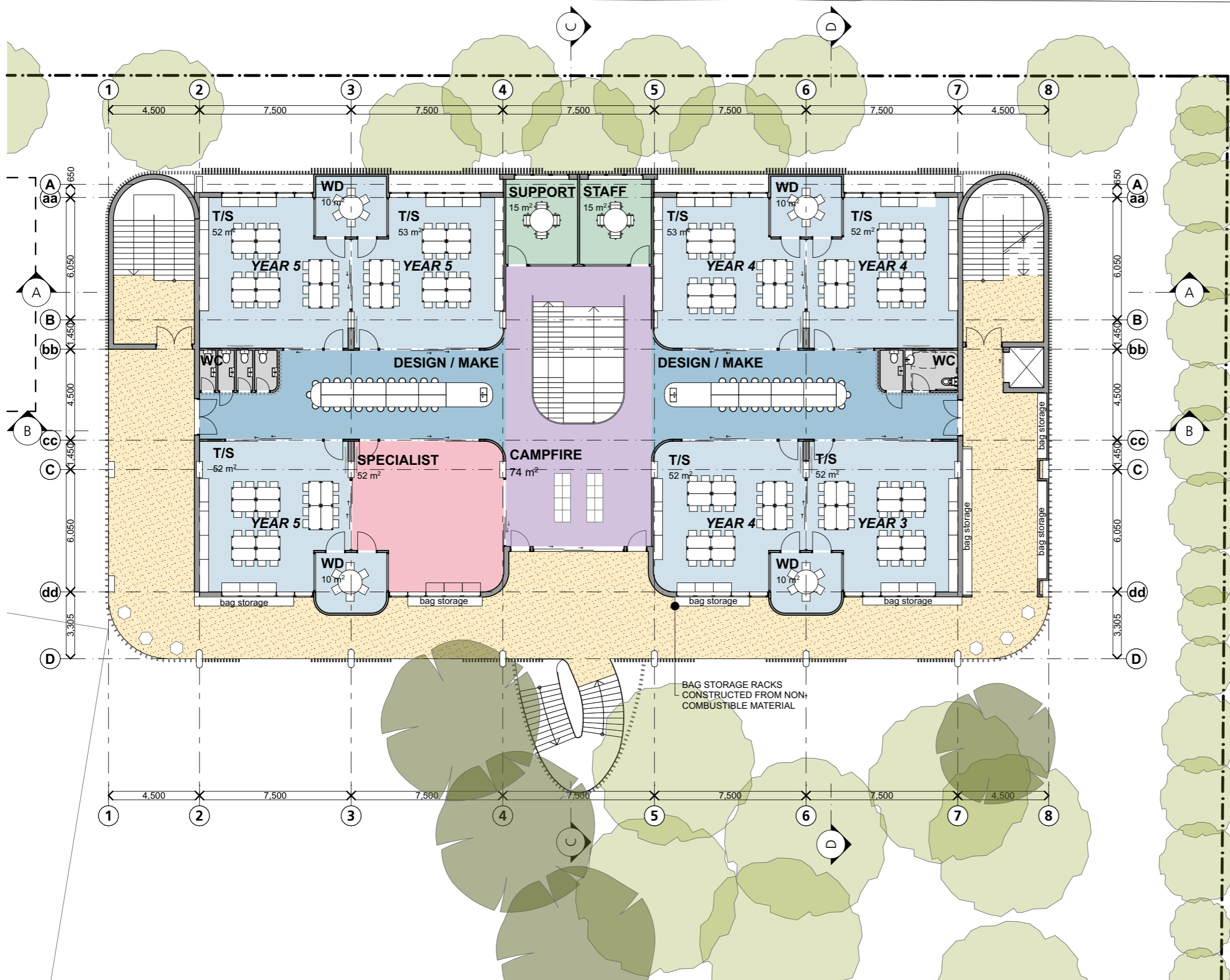
Nominated Architect Justin Hamilton (6160) | ABN 32 131 584 846

Drawing and design © SHAC Pty Ltd 2022. The signed control copy of this drawing is held by SHAC Pty Ltd. | Ref: BIMcloud: BIMSERVER24 - BIMcloud Basic for ARCHICAD 24/4293 NGS Park Campus Stage 1 date:11/3/22 time: 2:12 pm



SSD APPLICATION

- 1. Dimensions are in millimeters unless otherwise shown.
- 2. Work to given dimensions. Do not scale from drawing.
- 3. Check all dimensions on site prior to construction and fabrication.
- 4. Bring any discrepancies to the attention of the proprietor & architect.

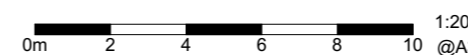


4293
2.23

RevP 15.10.21

Second Floor Plan

Newcastle Grammar School - Park Campus Stage 1
Parkway Avenue, Cooks Hill NSW



1:200
@A3



SHAC

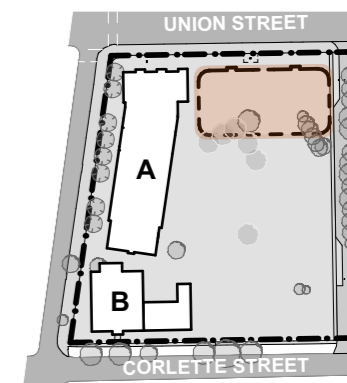
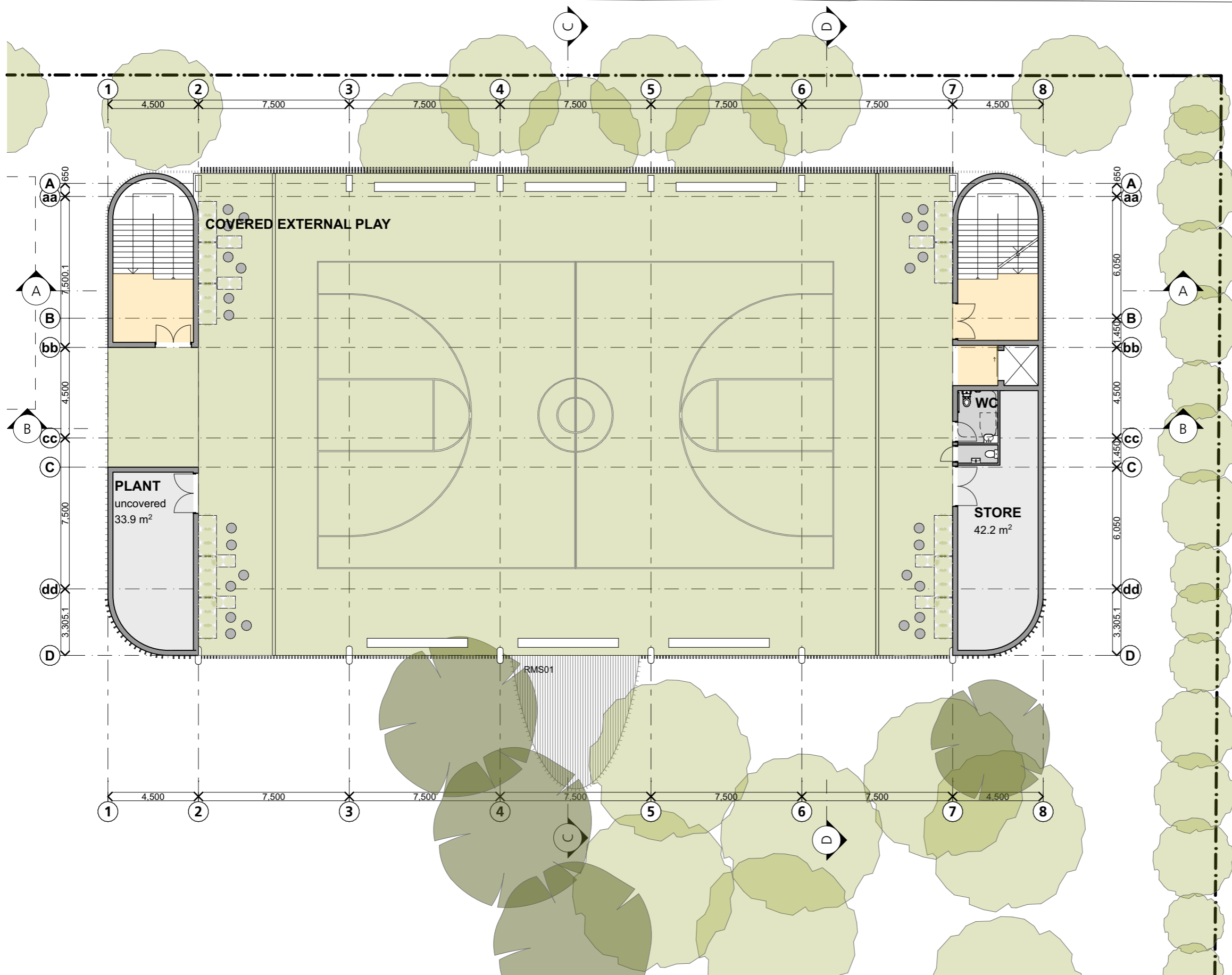
Nominated Architect Justin Hamilton (6160) | ABN 32 131 584 846

Drawing and design © SHAC Pty Ltd 2022. The signed control copy of this drawing is held by SHAC Pty Ltd. | Ref: BIMcloud: BIMSERVER24 - BIMcloud Basic for ARCHICAD 24/4293 NGS Park Campus Stage 1 date:11/3/22 time: 2:12 pm



SSD APPLICATION

- 1. Dimensions are in millimeters unless otherwise shown.
- 2. Work to given dimensions. Do not scale from drawing.
- 3. Check all dimensions on site prior to construction and fabrication.
- 4. Bring any discrepancies to the attention of the proprietor & architect.



4293
2.24

RevO 15.10.21

Rooftop Play

Newcastle Grammar School - Park Campus Stage 1
Parkway Avenue, Cooks Hill NSW

0m 2 4 6 8 10 1:200 @A3



SHAC

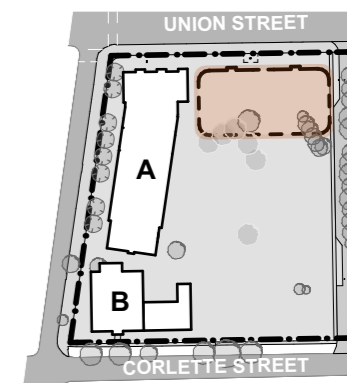
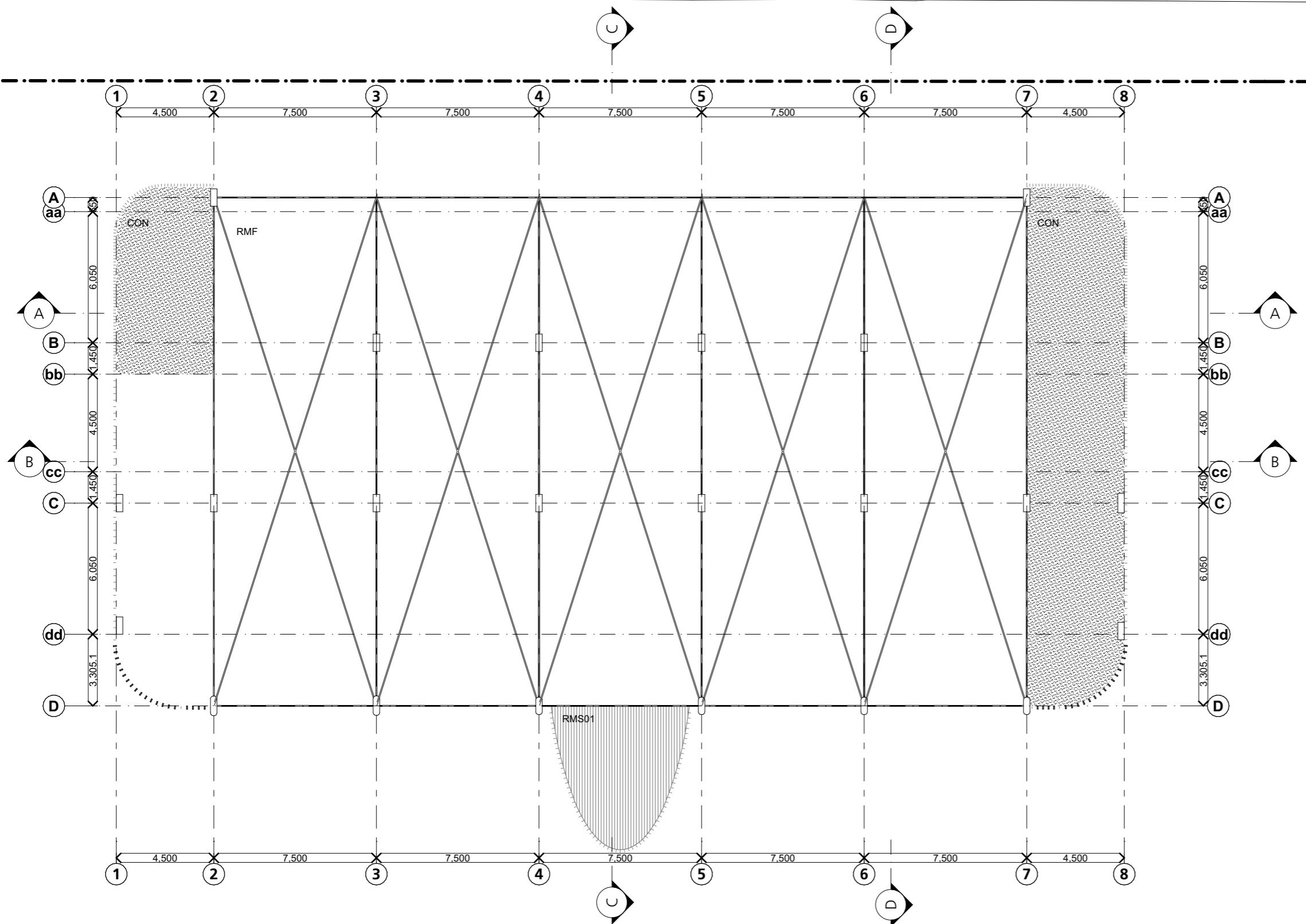
Nominated Architect Justin Hamilton (6160) | ABN 32 131 584 846

Drawing and design © SHAC Pty Ltd 2022. The signed control copy of this drawing is held by SHAC Pty Ltd. | Ref: BIMcloud Basic for ARCHICAD 24/4283 NGS Park Campus Stage 1 date:11/3/22 time: 2:12 pm



SSD APPLICATION

- 1. Dimensions are in millimeters unless otherwise shown.
- 2. Work to given dimensions. Do not scale from drawing.
- 3. Check all dimensions on site prior to construction and fabrication.
- 4. Bring any discrepancies to the attention of the proprietor & architect.



4293
2.25

RevE 15.10.21

Roof Plan

Newcastle Grammar School - Park Campus Stage 1
Parkway Avenue, Cooks Hill NSW

0m 2 4 6 8 10 1:200 @A3



SHAC

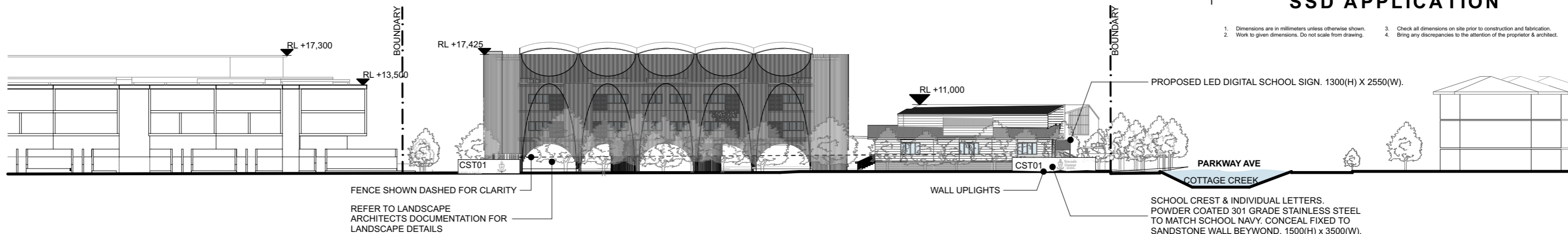
Nominated Architect Justin Hamilton (6160) | ABN 32 131 584 846

Drawing and design © SHAC Pty Ltd 2022. The signed control copy of this drawing is held by SHAC Pty Ltd. | Ref: BIMcloud: BIMSERVER24 - BIMcloud Basic for ARCHICAD 24/4293 NGS Park Campus Stage 1 date:11/3/22 time: 2:12 pm




SSD APPLICATION

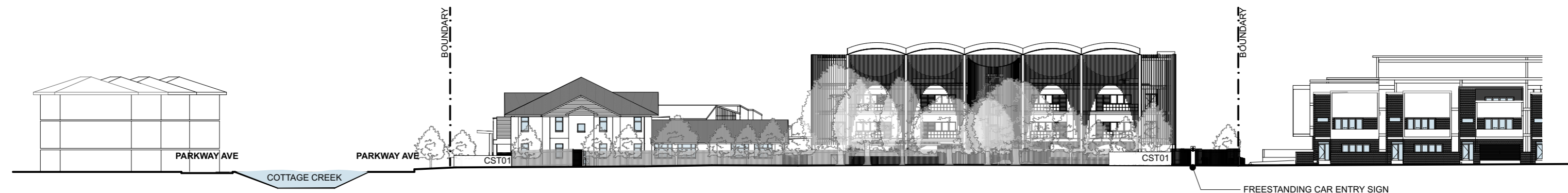
- 1. Dimensions are in millimeters unless otherwise shown.
- 2. Work to given dimensions. Do not scale from drawing.
- 3. Check all dimensions on site prior to construction and fabrication.
- 4. Bring any discrepancies to the attention of the proprietor & architect.



UNION STREET WEST ELEVATION



PARKWAY AVENUE SOUTH ELEVATION



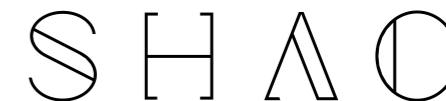

CORLETTE STREET EAST ELEVATION

4293
2.26

RevE 11.03.22

Elevations -Site

Newcastle Grammar School - Park Campus Stage 1
Parkway Avenue, Cooks Hill NSW



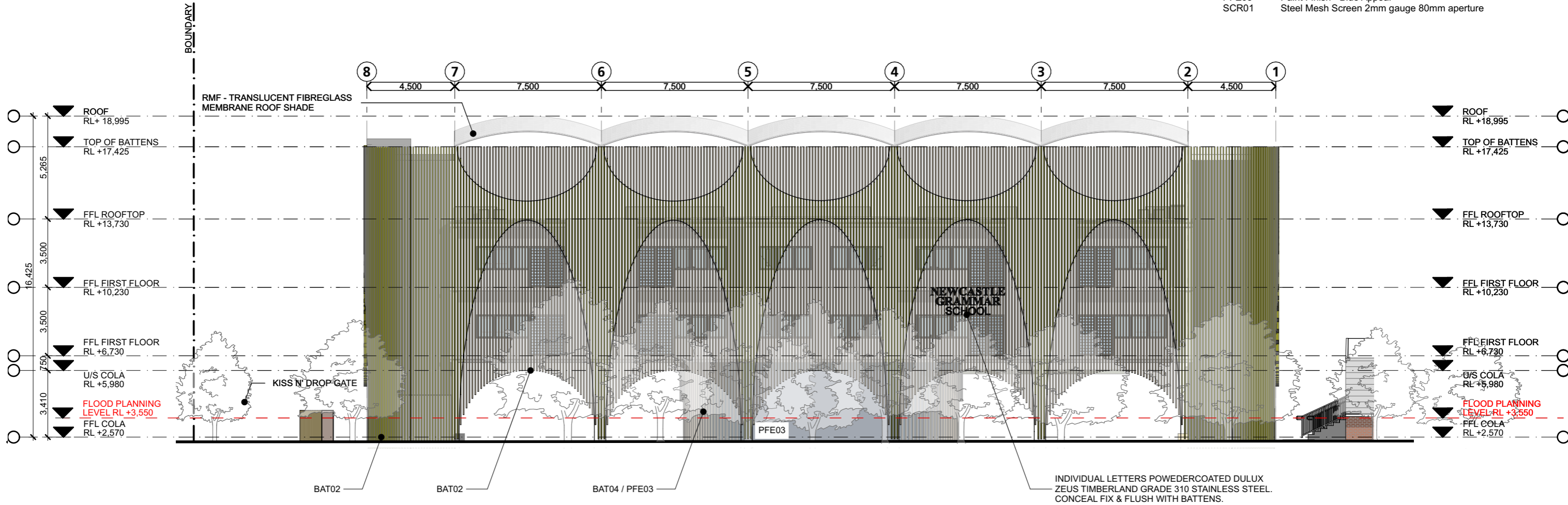
Drawing and design © SHAC Pty Ltd 2022. The signed control copy of this drawing is held by SHAC Pty Ltd. | Ref: BIMcloud: BIMSERVER24 - BIMcloud Basic for ARCHICAD 24/4283 NGS Park Campus Stage 1 date:11/3/22 time: 2:12 pm

SSD APPLICATION

1. Dimensions are in millimeters unless otherwise shown.
2. Work to given dimensions. Do not scale from drawing.
3. Check all dimensions on site prior to construction and fabrication.
4. Bring any discrepancies to the attention of the proprietor & architect.

EXTERIOR FINISHES LEGEND

CODE	FINISH
BAT02	Batten Aluminium - Excel Domain
BAT03	Batten Aluminium - Excel Harvest
BAT04	Batten Aluminium - Zeus Timberland
CST01	Cladding Stone Wall - Diamon Sawn Light to Medium
PFE01	Paint Finish - Natural White
PFE02	Paint Finish - Zeus Timberland
PFE03	Paint Finish - Blue Appeal
SCR01	Steel Mesh Screen 2mm gauge 80mm aperture



West / Union Street Elevation

INDIVIDUAL LETTERS POWDERCOATED DULUX ZEUS TIMBERLAND GRADE 310 STAINLESS STEEL. CONCEAL FIX & FLUSH WITH BATTENS.


NOTE: BOUNDARY FENCE IS NOT SHOWN FOR CLARITY

4293
2.27

RevK 11.03.22

Elevations - West

Newcastle Grammar School - Park Campus Stage 1
Parkway Avenue, Cooks Hill NSW



SHAC

Nominated Architect Justin Hamilton (6160) | ABN 32 131 584 846

Drawing and design © SHAC Pty Ltd 2022. The signed control copy of this drawing is held by SHAC Pty Ltd. | Ref: BIMcloud: BIMSERVER24 - BIMcloud Basic for ARCHICAD 24/4293 NGS Park Campus Stage 1 date:11/3/22 time: 2:13 pm

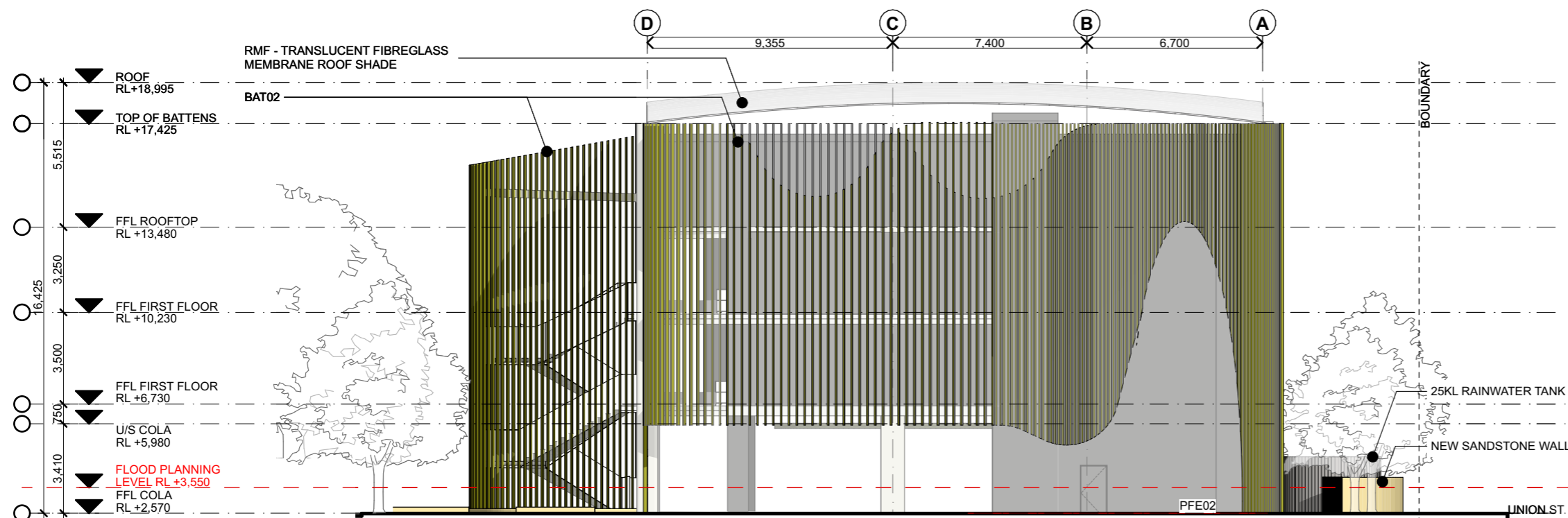


SSD APPLICATION

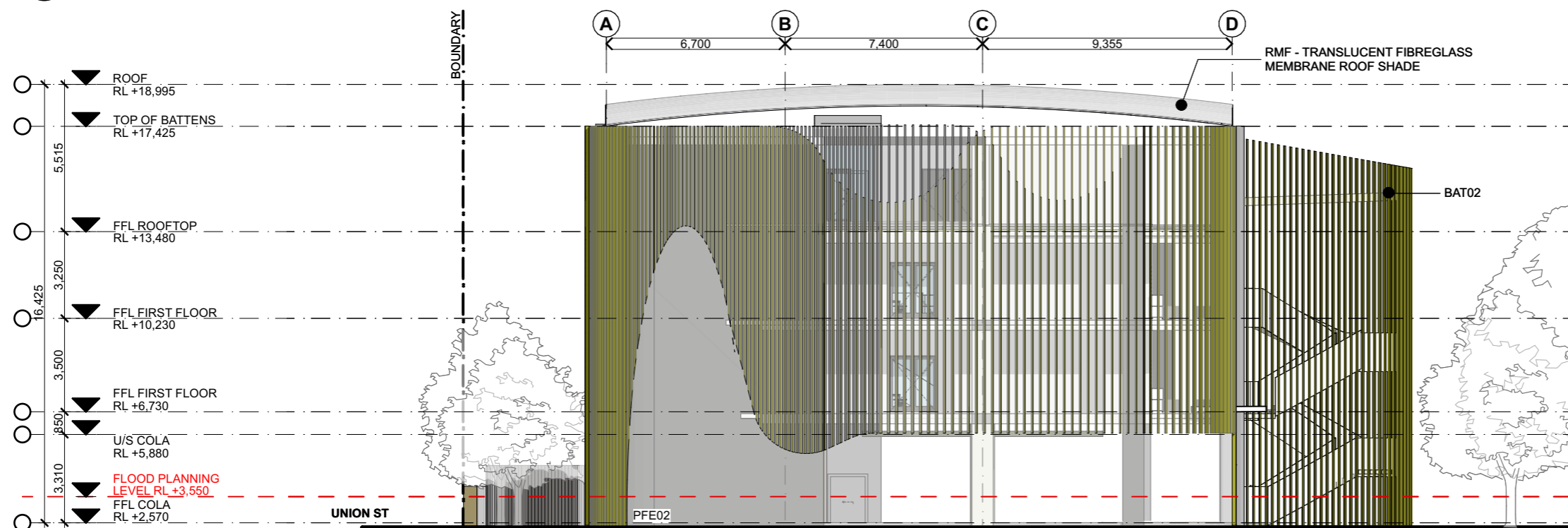
1. Dimensions are in millimeters unless otherwise shown.
2. Work to given dimensions. Do not scale from drawing.
3. Check all dimensions on site prior to construction and fabrication.
4. Bring any discrepancies to the attention of the proprietor & architect.

EXTERIOR FINISHES LEGEND

CODE	FINISH
BAT02	Batten Aluminium - Excel Domain
BAT03	Batten Aluminium - Excel Harvest
BAT04	Batten Aluminium - Zeus Timberland
CST01	Cladding Stone Wall - Diamon Sawn Light to Medium
PFE01	Paint Finish - Natural White
PFE02	Paint Finish - Zeus Timberland
PFE03	Paint Finish - Blue Appeal
SCR01	Steel Mesh Screen 2mm gauge 80mm aperture



North Elevation



South Elevation

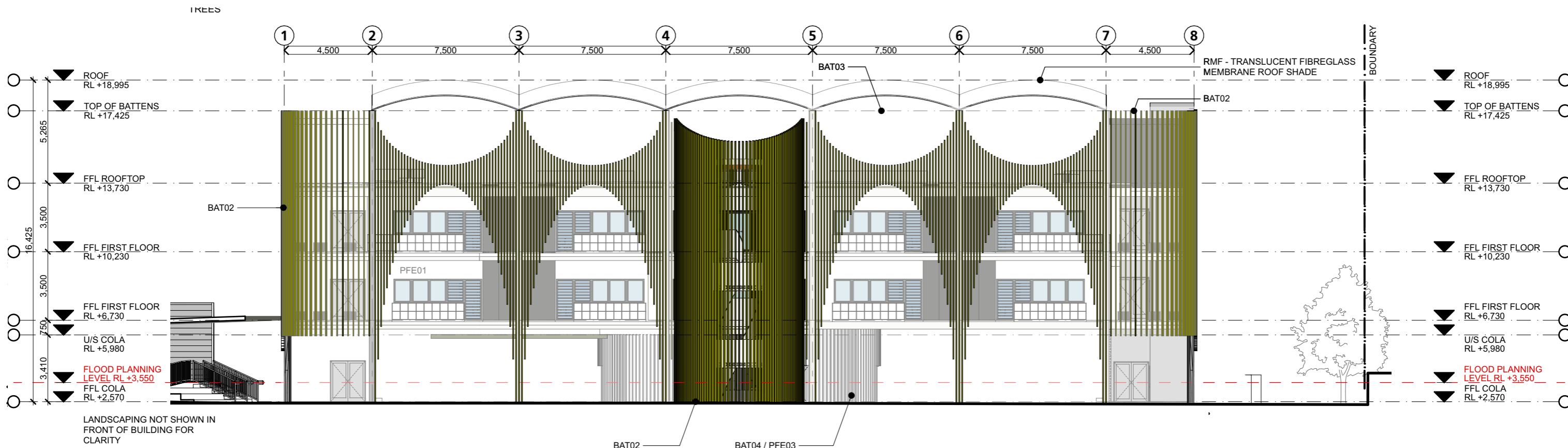


SSD APPLICATION

1. Dimensions are in millimeters unless otherwise shown.
2. Work to given dimensions. Do not scale from drawing.
3. Check all dimensions on site prior to construction and fabrication.
4. Bring any discrepancies to the attention of the proprietor & architect.

EXTERIOR FINISHES LEGEND

CODE	FINISH
BAT02	Batten Aluminium - Excel Domain
BAT03	Batten Aluminium - Excel Harvest
BAT04	Batten Aluminium - Zeus Timberland
CST01	Cladding Stone Wall - Diamon Sawn Light to Medium
PFE01	Paint Finish - Natural White
PFE02	Paint Finish - Zeus Timberland
PFE03	Paint Finish - Blue Appeal
SCR01	Steel Mesh Screen 2mm gauge 80mm aperture




East Elevation

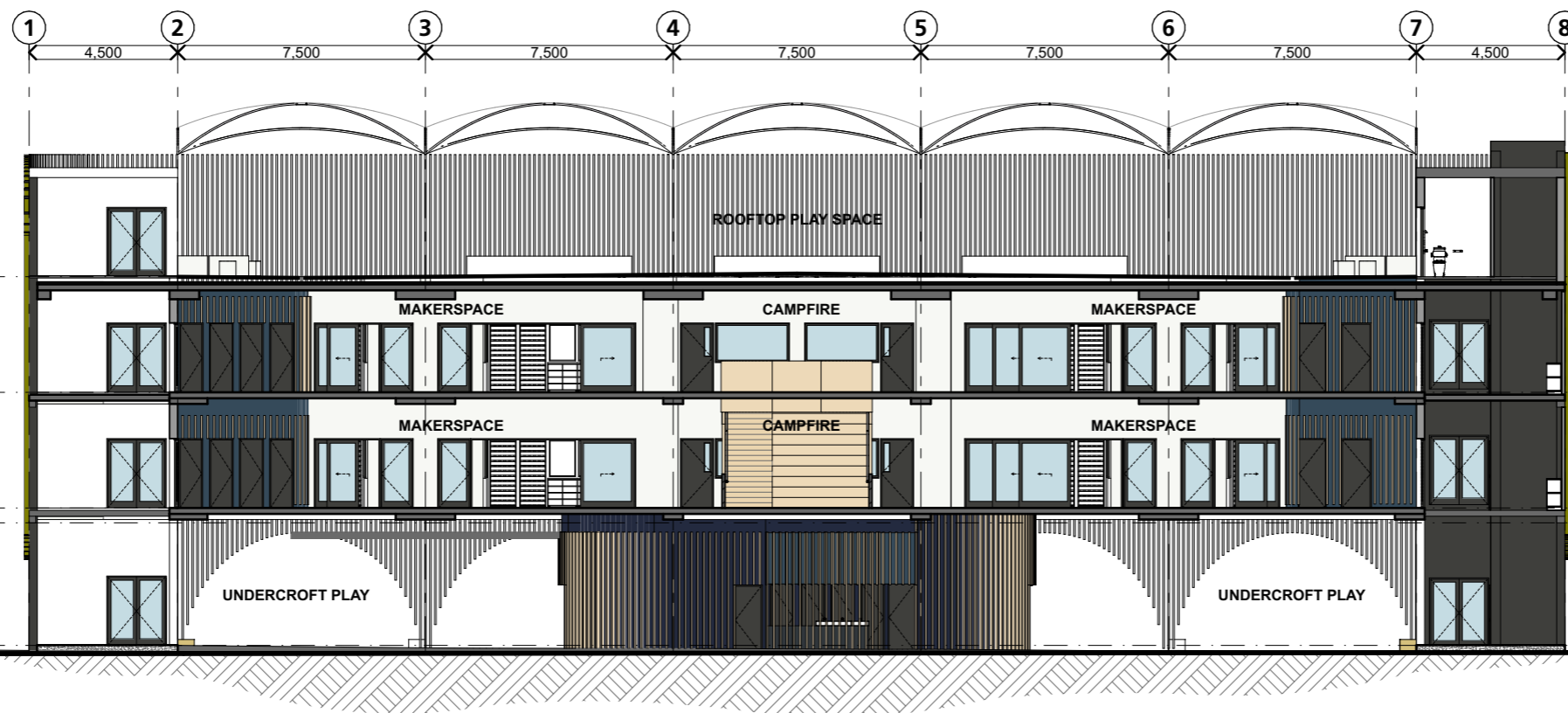


SSD APPLICATION

- 1. Dimensions are in millimeters unless otherwise shown.
- 2. Work to given dimensions. Do not scale from drawing.
- 3. Check all dimensions on site prior to construction and fabrication.
- 4. Bring any c or & architect.



A-A



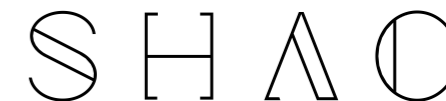

B-B

4293
2.30

RevH 15.10.21

Sections 01

Newcastle Grammar School - Park Campus Stage 1
Parkway Avenue, Cooks Hill NSW

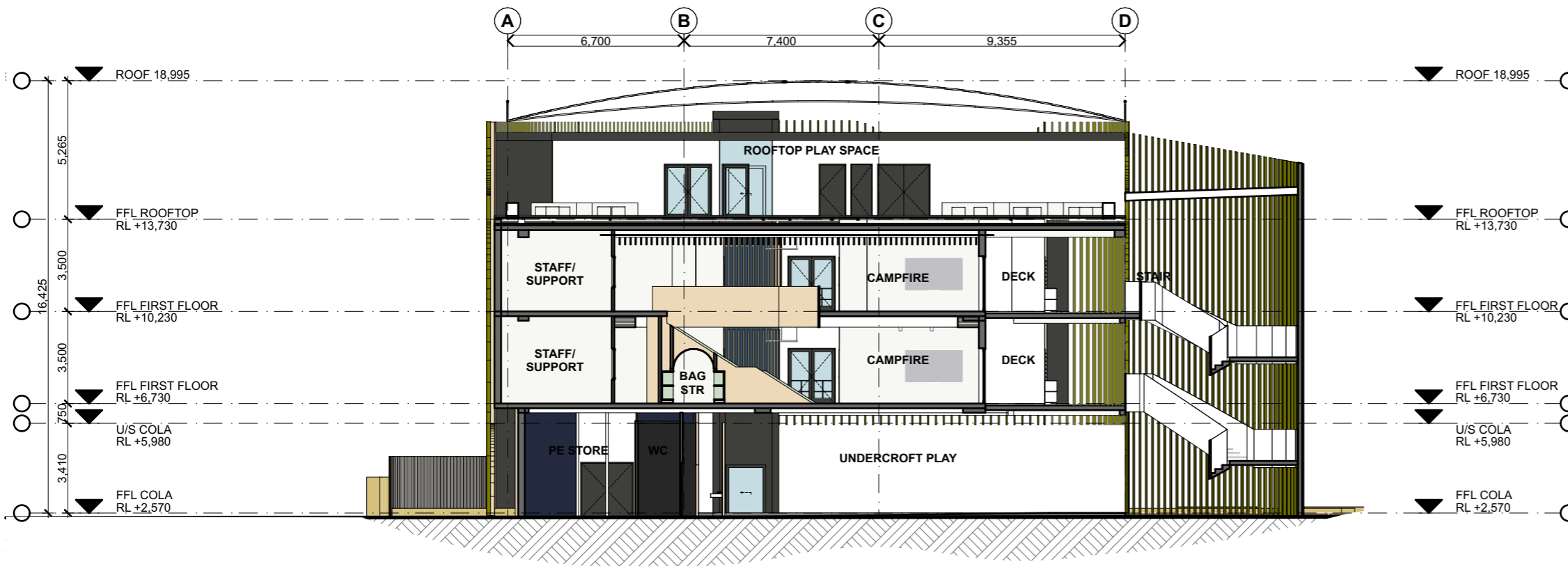


Drawing and design © SHAC Pty Ltd 2022. The signed control copy of this drawing is held by SHAC Pty Ltd. | Ref: BIMcloud: BIMSERVER24 - BIMcloud Basic for ARCHICAD 24/4293 NGS Park Campus Stage 1 date:11/3/22 time: 2:13 pm

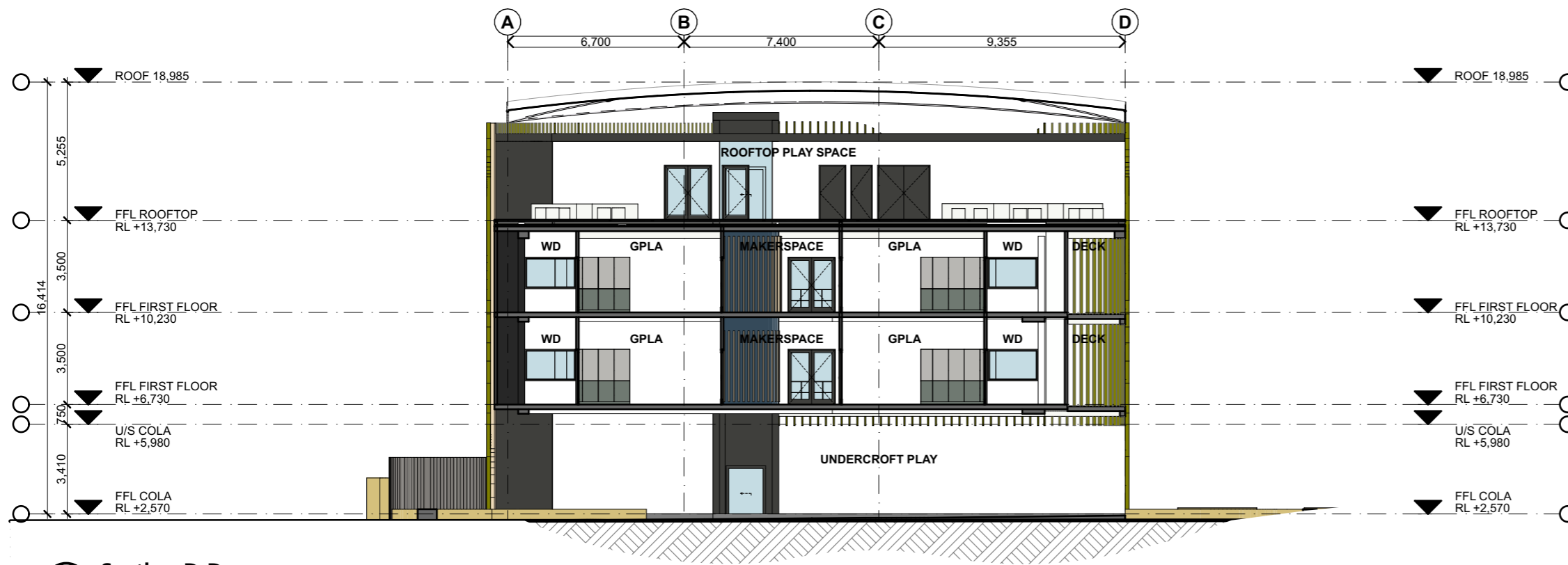


SSD APPLICATION

- 1. Dimensions are in millimeters unless otherwise shown.
- 2. Work to given dimensions. Do not scale from drawing.
- 3. Check all dimensions on site prior to construction and fabrication.
- 4. Bring any discrepancies to the attention of the proprietor & architect.



Section C-C



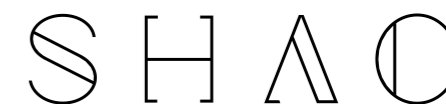

Section D-D

4293
2.31

RevH 15.10.21

Sections 02

Newcastle Grammar School - Park Campus Stage 1
Parkway Avenue, Cooks Hill NSW

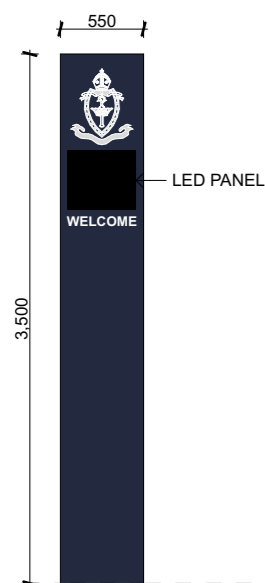


Drawing and design © SHAC Pty Ltd 2022. The signed control copy of this drawing is held by SHAC Pty Ltd. | Ref: BIMcloud: BIMSERVER24 - BIMcloud Basic for ARCHICAD 24/4283 NGS Park Campus Stage 1 date:11/3/22 time: 2:13 pm



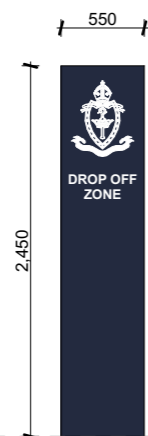
SSD APPLICATION

1. Dimensions are in millimeters unless otherwise shown.
2. Work to given dimensions. Do not scale from drawing.
3. Check all dimensions on site prior to construction and fabrication.
4. Bring any discrepancies to the attention of the proprietor & architect.



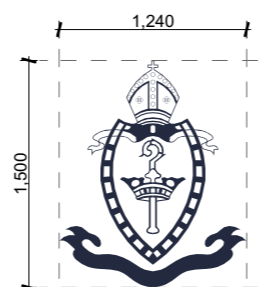
FREESTANDING PEDESTRIAN SIGN

FREE STANDING PEDESTRIAN INFORMATION SIGN WITH INTEGRATED LED PANEL




FREESTANDING CAR ENTRY SIGN

FREE STANDING CAR ENTRY SIGN



SCHOOL CREST

EDGE LIT ILLUMINATED LED 3D CREST



INDIVIDUAL LETTERING

INDIVIDUAL LETTERS POWDER COATED .301 GRADE STAINLESS STEEL TO MATCH SCHOOL NAVY. CONCEAL FIXED TO SANDSTONE WALL BEHIND


SSD APPLICATION

1. Dimensions are in millimeters unless otherwise shown.
2. Work to given dimensions. Do not scale from drawing.
3. Check all dimensions on site prior to construction and fabrication.
4. Bring any discrepancies to the attention of the proprietor & architect.



Tensile Membrane Roof - RMF

The tensile membrane roof was chosen as it provides shade & weather protection, while admitting light, & being lightweight & able to be shaped into dramatic forms which compliment the arches of the facade battens.



Facade Battens

The choice of light colours reflects the colour of the sand of the nearby beaches & emphasises the light & airy quality of the battens while also reducing heat stress on the building.

Specified Colour: Interpon Harvest, Interpon Domain



Behind the Battens

Lighter hues were selected to emphasize the play of shadow & light of the battens & recessed/solid components of the facades.

4293
2.33

Rev1 11.03.22

Perspective - Streetview

Newcastle Grammar School - Park Campus Stage 1
Parkway Avenue, Cooks Hill NSW

NTS
@A3

SHAC

Nominated Architect Justin Hamilton (6160) | ABN 32 131 584 846



SSD APPLICATION

- 1. Dimensions are in millimeters unless otherwise shown.
- 2. Work to given dimensions. Do not scale from drawing.
- 3. Check all dimensions on site prior to construction and fabrication.
- 4. Bring any discrepancies to the attention of the proprietor & architect.



Drawing and design © SHAC Pty Ltd 2022. The signed control copy of this drawing is held by SHAC Pty Ltd. | Ref: BIMcloud: BIMSERVER24 - BIMcloud Basic for ARCHICAD 24/4283 NGS Park Campus Stage 1 date:11/3/22 time: 2:13 pm

4293
2.34
Rev1 11.03.22


Perspective - Playground
Newcastle Grammar School - Park Campus Stage 1
Parkway Avenue, Cooks Hill NSW

NTS
@A3



SSD APPLICATION

- 1. Dimensions are in millimeters unless otherwise shown.
- 2. Work to given dimensions. Do not scale from drawing.
- 3. Check all dimensions on site prior to construction and fabrication.
- 4. Bring any discrepancies to the attention of the proprietor & architect.



Drawing and design © SHAC Pty Ltd 2022. The signed control copy of this drawing is held by SHAC Pty Ltd. | Ref: BIMcloud: BIMSERVER24 - BIMcloud Basic for ARCHICAD 24/4283 NGS Park Campus Stage 1 date:11/3/22 time: 2:13 pm

4293
2.35
RevG 15.10.21

Perspective - Campfire
Newcastle Grammar School - Park Campus Stage 1
Parkway Avenue, Cooks Hill NSW

NTS
@A3



SSD APPLICATION

- 1. Dimensions are in millimeters unless otherwise shown.
- 2. Work to given dimensions. Do not scale from drawing.
- 3. Check all dimensions on site prior to construction and fabrication.
- 4. Bring any discrepancies to the attention of the proprietor & architect.



Drawing and design © SHAC Pty Ltd 2022. The signed control copy of this drawing is held by SHAC Pty Ltd. | Ref: BIMcloud: BIMSERVER24 - BIMcloud Basic for ARCHICAD 24/4283 NGS Park Campus Stage 1 date:11/3/22 time: 2:13 pm

4293
2.36
RevG 15.10.21

Perspective - Campfire
Newcastle Grammar School - Park Campus Stage 1
Parkway Avenue, Cooks Hill NSW

NTS
@A3



SSD APPLICATION

- 1. Dimensions are in millimeters unless otherwise shown.
- 2. Work to given dimensions. Do not scale from drawing.
- 3. Check all dimensions on site prior to construction and fabrication.
- 4. Bring any discrepancies to the attention of the proprietor & architect.



Drawing and design © SHAC Pty Ltd 2022. The signed control copy of this drawing is held by SHAC Pty Ltd. | Ref: BIMcloud: BIMSERVER24 - BIMcloud: BIMSERVER24 - NGS Park Campus Stage 1 date:11/3/22 time: 2:13 pm

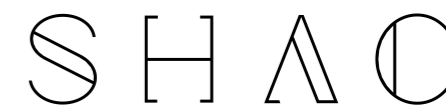
4293
2.37

RevG 15.10.21

Perspective - Makerspace

Newcastle Grammar School - Park Campus Stage 1
Parkway Avenue, Cooks Hill NSW

NTS
@A3



Nominated Architect Justin Hamilton (6160) | ABN 32 131 584 846



SSD APPLICATION

- 1. Dimensions are in millimeters unless otherwise shown.
- 2. Work to given dimensions. Do not scale from drawing.
- 3. Check all dimensions on site prior to construction and fabrication.
- 4. Bring any discrepancies to the attention of the proprietor & architect.



Drawing and design © SHAC Pty Ltd 2022. The signed control copy of this drawing is held by SHAC Pty Ltd. | Ref: BIMcloud: BIMSERVER24 - BIMcloud Basic for ARCHICAD 24/4283 NGS Park Campus Stage 1 date:11/3/22 time: 2:13 pm

4293
2.38
RevG 15.10.21

Perspective - Makerspace
Newcastle Grammar School - Park Campus Stage 1
Parkway Avenue, Cooks Hill NSW

NTS
@A3



SSD APPLICATION

- 1. Dimensions are in millimeters unless otherwise shown.
- 2. Work to given dimensions. Do not scale from drawing.
- 3. Check all dimensions on site prior to construction and fabrication.
- 4. Bring any discrepancies to the attention of the proprietor & architect.



Drawing and design © SHAC Pty Ltd 2022. The signed control copy of this drawing is held by SHAC Pty Ltd. | Ref: BIMcloud; BIMSERVER24 - BIMcloud Basic for ARCHICAD 24/4283 NGS Park Campus Stage 1 date:11/3/22 time: 2:13 pm

4293
2.39
RevG 15.10.21

Perspective - First Floor Campfire
Newcastle Grammar School - Park Campus Stage 1
Parkway Avenue, Cooks Hill NSW

NTS
@A3

SHAC
Nominated Architect Justin Hamilton (6160) | ABN 32 131 584 846



SSD APPLICATION

- 1. Dimensions are in millimeters unless otherwise shown.
- 2. Work to given dimensions. Do not scale from drawing.
- 3. Check all dimensions on site prior to construction and fabrication.
- 4. Bring any discrepancies to the attention of the proprietor & architect.



Drawing and design © SHAC Pty Ltd 2022. The signed control copy of this drawing is held by SHAC Pty Ltd. | Ref: BIMcloud: BIMSERVER24 - BIMcloud Basic for ARCHICAD 24/4283 NGS Park Campus Stage 1 date:11/3/22 time: 2:13 pm

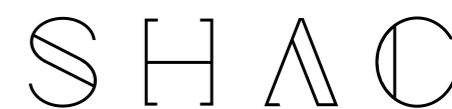
4293
2.40

RevD 07.10.21

Perspective - Undercroft

Newcastle Grammar School - Park Campus Stage 1
Parkway Avenue, Cooks Hill NSW

NTS
@A3

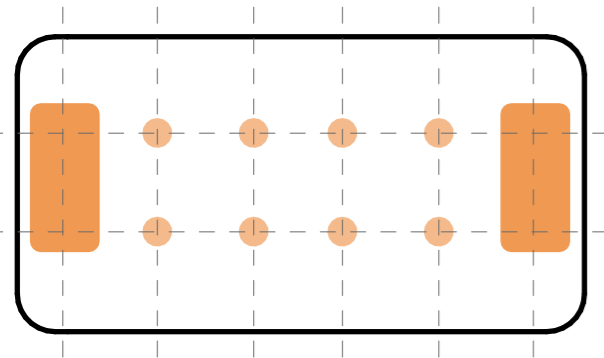


Nominated Architect Justin Hamilton (6160) | ABN 32 131 584 846



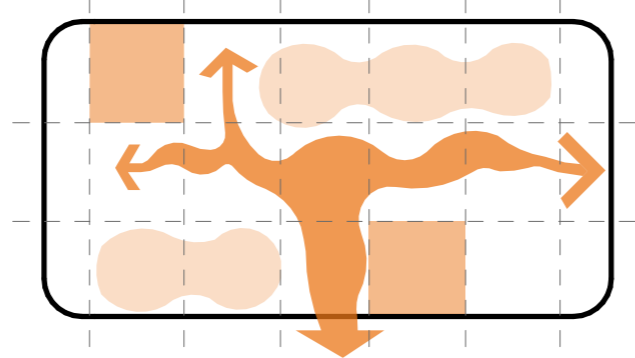
SSD APPLICATION

1. Dimensions are in millimeters unless otherwise shown.
2. Work to given dimensions. Do not scale from drawing.
3. Check all dimensions on site prior to construction and fabrication.
4. Bring any discrepancies to the attention of the proprietor & architect.



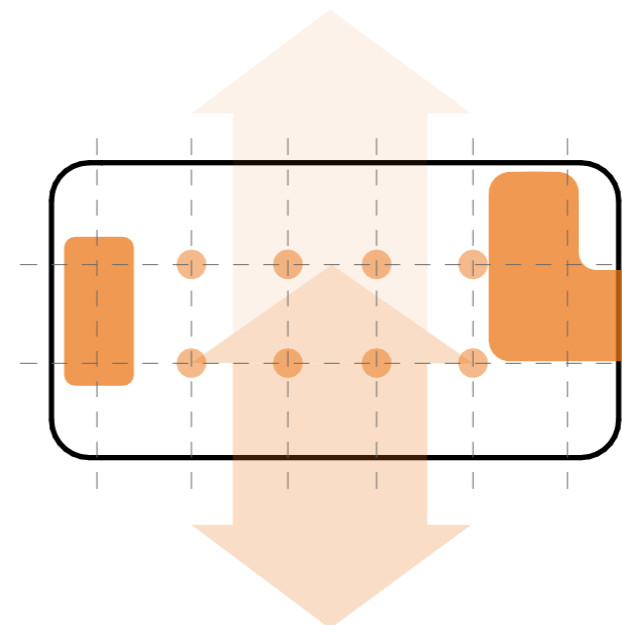
GRID & SYMMETRY

- Structural efficiency
- Rationalised structural spans
- Kit of part of materials



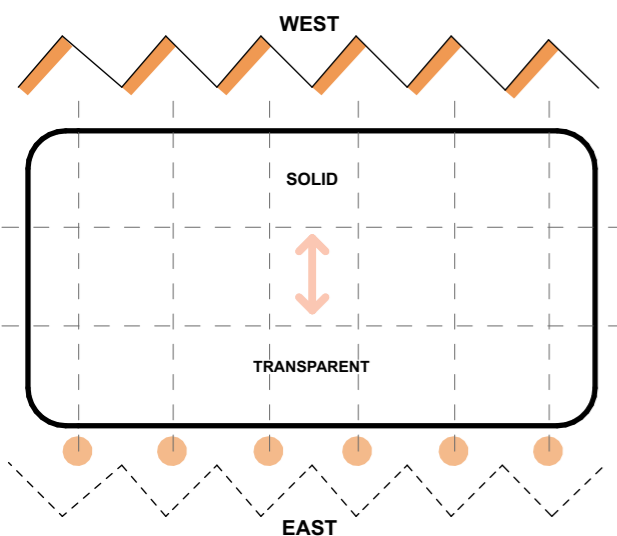
FLEXIBILITY

- The regular grid allows for flexibility & future adaptation of the floor plate



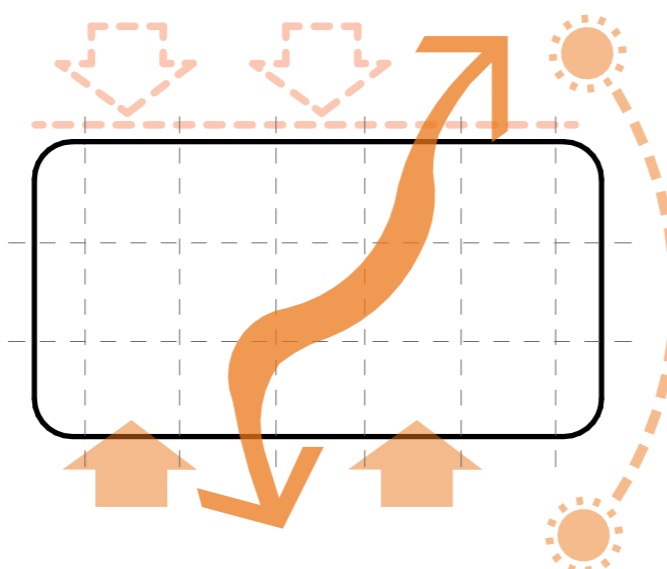
MAXIMISING OPEN SPACE

- The undercroft playspace maximises the onsite play area & maintains its connection with National Park



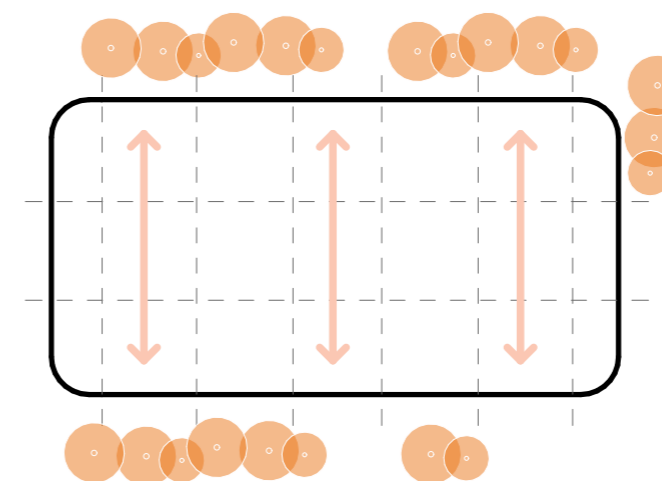
PUBLIC / PRIVATE EDGES

- The building maintains privacy from the busy public street
- The decks on the other side allow the classrooms to open up & have a relationship with the rest of the school



NATURAL LIGHT & VENTILATION

- Form allows good light & air penetration



CONNECTION TO NATURE

- The building has views to nature on either side





SSD APPLICATION

- 1. Dimensions are in millimeters unless otherwise shown.
- 2. Work to given dimensions. Do not scale from drawing.
- 3. Check all dimensions on site prior to construction and fabrication.
- 4. Bring any discrepancies to the attention of the proprietor & architect.

VERTICAL SCREEN TO OBSTRUCT HARSH WESTERN SOLAR ENTRY, VIEWS MAINTAINED

DOWN TO FLOOR WINDOWS

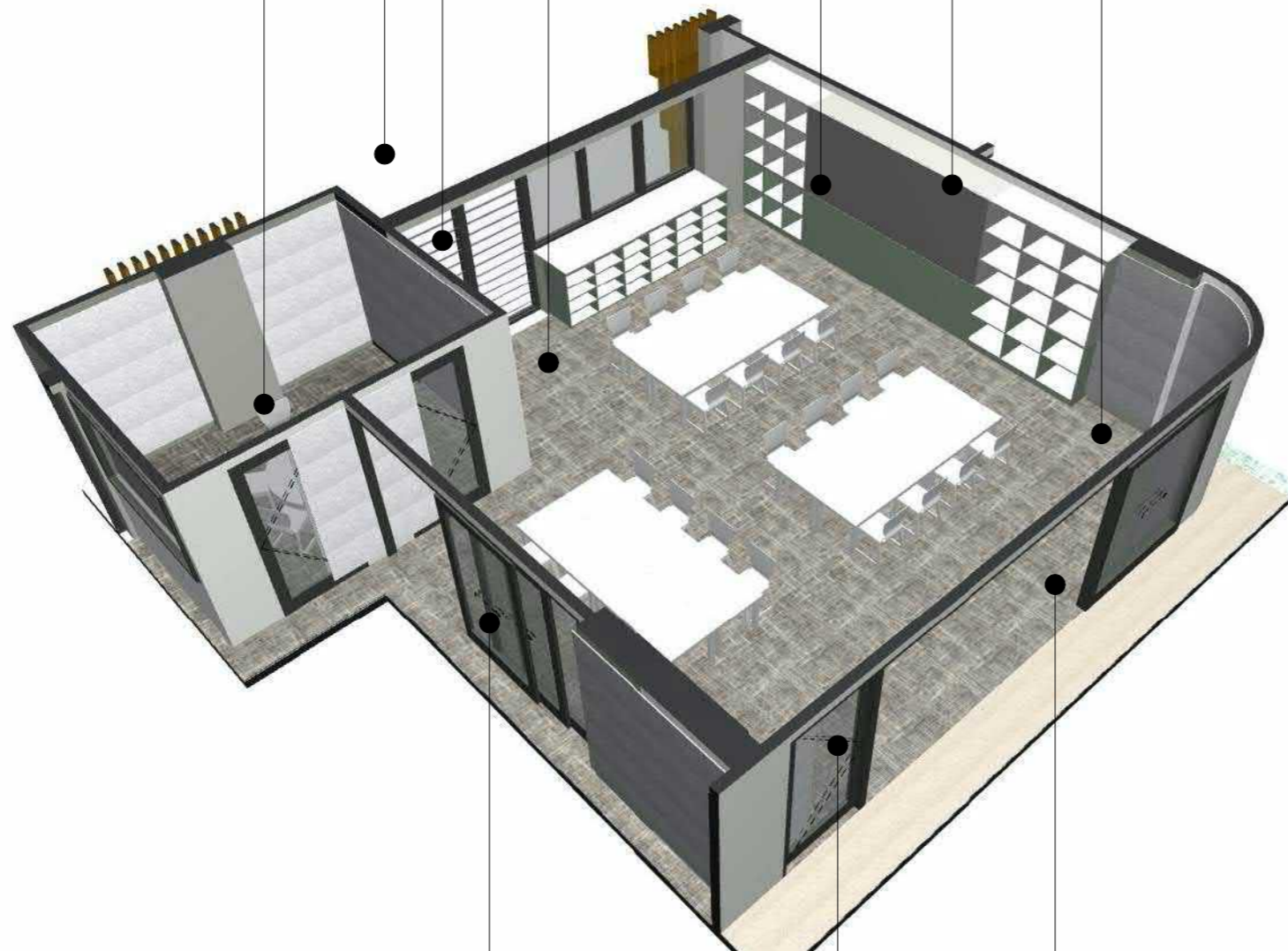
WHITEBOARD/SCREEN

SHARED WITHDRAWAL SPACE

QUIET SPACE

STORAGE

QUIET SPACE



SLIDING DOORS TO ADJOINING TEACHING SPACE

ACCESSIBLE EGRESS DOOR

SLIDING DOORS TO PRACTICAL ACTIVITIES

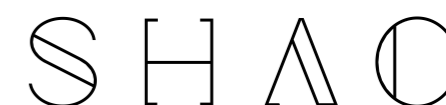
4293
2.42

RevC 07.06.21

Typical Learning Space

Newcastle Grammar School - Park Campus Stage 1
Parkway Avenue, Cooks Hill NSW

NTS
@A3



Drawing and design © SHAC Pty Ltd 2022. The signed control copy of this drawing is held by SHAC Pty Ltd. | Ref: BIMcloud: BIMSERVER24 - BIMcloud Basic for ARCHICAD 24/4283 NGS Park Campus Stage 1 date:11/3/22 time: 2:15 pm

SSD APPLICATION

1. Dimensions are in millimeters unless otherwise shown.
2. Work to given dimensions. Do not scale from drawing.
3. Check all dimensions on site prior to construction and fabrication.
4. Bring any discrepancies to the attention of the proprietor & architect.



Across its known history and far beyond, the site of the NGS Park Campus has been a place of harvest, a source of nourishment for its communities.

The first people of the area are known to have managed the streams, waterholes and estuarine lowlands as part of their sustainable cultural practice for at least 5000 years.

At the outset of European settlement, the first Government Farm in Newcastle was on the eastern bank of Cottage Creek. As the town grew, the Park Campus site was part of the network of Chinese Market Gardens, being cultivated from the ancient alluvial soil to feed the colony.

In more recent times the site has been associated with Education, initially as the Teachers' College, followed by a TAFE satellite and today as the NGS Park Campus, enabling individuals to develop their full potential.

As such, we consider the inherent 'spirit of place' (genius loci) - the intangible essence of the surrounds - to be that of growth.

It is with this in mind that our design is being guided by the theme of 'Garden', an undeniable symbol of growth - and influenced by the following associated concepts:

KINDER-GARTEN

German educator Friedrich Froebel's ideology instantly came to mind, when the theme of Garden began to inform this project.

He invented the term Kindergarten (meaning garden of children), reflecting his belief that children should be nurtured and nourished "like plants in a garden" through play based activities.

It is our intention to create the framework - a collection of spaces - in which the metaphoric garden (cohort) can flourish. Tangibly this is translated in the built form to spaces which have *moments of fun, considered pockets of sunlight and shade and unexpected opportunities to learn.*

THE CLOISTER

Traditionally a verdant reserve for learning and recreation, enclosed by a succession of arches (an arcade).

We have used this Architectural typology (in a modern way) to address the environmental factors that directly affect our site.

Facing due west, there is a need to screen the building from solar extremes and harsh westerly winds yet at the same time allow cooling breezes and winter sun to permeate through the building.

The vertical batten screen with succession of archways encompassing the building is the clever device which enables this thermal performance, while also providing a level of privacy from the public roadway and allowing long views to the parkland and playground from within.

CURIOSITY CURRICULUM

In an education ecosystem, SHAC seek to explore opportunities to express the architecture so that educators and students can benefit from seeing and understanding the elements of the parts that make up the whole. These may include, columns and beams, arches and trusses, grids, symmetry and symbolism, integration of landscape, and sustainable energy systems.

The physical environment has a powerful influence on learning itself and should inspire curiosity and creativity, allow for ease of investigation, require self-management and invite self-direction. The environment can act as the 'third teacher' and be owned by all learners rather than seen as the teacher's domain.


One fundamental element of the Cloister and expressed in our facade is the Arch. It is one aspect of the building with mathematical, historical, engineering and aesthetic values which can all be explored through deeper investigation.

1. AUDITORIUM OF BONDY & RADIO FRANCE CHORALE SINGING CONSERVATORY, BONDY, FRANCE BY PARC-ARCHITECTS



SSD APPLICATION

1. Dimensions are in millimeters unless otherwise shown.
2. Work to given dimensions. Do not scale from drawing.
3. Check all dimensions on site prior to construction and fabrication.
4. Bring any discrepancies to the attention of the proprietor & architect.



4293
2.44

RevA 09.06.21

Interior Palette

Newcastle Grammar School - Park Campus Stage 1
Parkway Avenue, Cooks Hill NSW

SHAC

Nominated Architect Justin Hamilton (6160) | ABN 32 131 584 846