DRAWING LIST

DA0001	COVER SHEET
DA1000	SITE ANALYSIS PLAN
DA1001	EXISTING SITE PLAN
DA1101	PART DEMOLITION PLAN - TERRACE NO.131-121 - L1
DA1102	PART DEMOLITION PLAN - TERRACE NO.131-121 - L2
DA1103	PART DEMOLITION PLAN - TERRACE NO.131-121 - ROOF
DA1104	PART DEMOLITION PLAN - TERRACE NO.119-104 - L1
DA1105	PART DEMOLITION PLAN - TERRACE NO.119-104 - L2
DA1106	PART DEMOLITION PLAN - TERRACE NO.119-104 - ROOF
DA1107	PART DEMOLITION PLAN - TERRACE NO.103-86 - L1
DA1108	PART DEMOLITION PLAN - TERRACE NO.103-86 - L2
DA1109	PART DEMOLITION PLAN - TERRACE NO.103-86 - ROOF
DA2101	PLAN - BUILDING A - L1
DA2102	PLAN - BUILDING A - L2 & TERRACE NO.131-121 - L1 & BICYCLE RACKS BLD. NO. 132
DA2103	PLAN - BUILDING A - L3 & TERRACE NO.131-121 - L2
DA2104	PLAN - BUILDING A - L4 PLAN & TERRACE NO.131-121 ROOF
DA2105	PLAN - BUILDING A - ROOF
DA2111	PLAN - BUILDING B - L1
DA2112	PLAN - BUILDING B - L2 & TERRACE NO.119-104 - L1
DA2113	PLAN - BUILDING B - L3 & TERRACE NO.119-104 - L2
DA2114	PLAN - BUILDING B - L4 PLAN & TERRACE NO. 119-104 ROOF
DA2115	PLAN - BUILDING B - ROOF
DA2120	PLAN - BUILDING C & D - LEVEL -1 (LOWER GROUND)
DA2121	PLAN - BUILDING C & D - L1 & TERRACE NO.103-86 - L1
DA2122	PLAN - BUILDING C & D - L2 & TERRACE NO.103-86 - L2
DA2123	PLAN - BUILDING C ROOF & D - L3 PLAN & TERRACE NO. 103-86 ROOF
DA2124	PLAN - BUILDING D - ROOF PLAN
DA3100	ELEVATIONS 1
DA3101	ELEVATIONS 2
DA3201	SECTION A,B,C & D
DA3202	SECTION E & F
DA3901	SHADOW DIAGRAMS - 21 JUNE 9AM - PROPOSED
DA3902	SHADOW DIAGRAMS - 21 JUNE 12PM - PROPOSED
DA3903	SHADOW DIAGRAMS - 21 JUNE 3PM - PROPOSED
DA3904	SHADOW DIAGRAM - Building A communal
DA3905	SHADOW DIAGRAM - Building B Communal
DA3906	SHADOW DIAGRAM - Building CD communal
~~DA3910~~	~~PROPOSED SHADOW DIAGRAMS - UNIT 120 (JAN-MAR)~~
~~DA3911~~	~~PROPOSED SHADOW DIAGRAMS - UNIT 120 (APR-JUN)~~
~~DA3912~~	~~PROPOSED SHADOW DIAGRAMS - UNIT 120 (JUL-SEP)~~
~~DA3913~~	~~PROPOSED SHADOW DIAGRAMS - UNIT 120 (OCT-DEC)~~
DA3914	PROPOSED SHADOW DIAGRAMS - UNIT 120 (JAN-MAR) CORNER IMPACT
DA3915	PROPOSED SHADOW DIAGRAMS - UNIT 120 (APR-JUN) CORNER IMPACT
DA3916	PROPOSED SHADOW DIAGRAMS - UNIT 120 (JUL-SEP) CORNER IMPACT
DA3917	PROPOSED SHADOW DIAGRAMS - UNIT 120 (OCT-DEC) CORNER IMPACT
DA4101	PHOTOMONTAGE VIEW 1
DA4102	PHOTOMONTAGE VIEW 2
DA4103	PHOTOMONTAGE VIEW 3
DA4104	PHOTOMONTAGE VIEWS 4 + 5
DA4201	PERSPECTIVE VIEWS - sheet 1
DA4202	PERSPECTIVE VIEWS - sheet 2
DA5100	MATERIALS BOARD

MATERIALS KEY

- EXISTING FABRIC TO BE RETAINED
- EXISTING FABRIC TO BE DEMOLISHED
- PROPOSED - CONCRETE
- PROPOSED - GLAZING
- PROPOSED - LIGHTWEIGHT WALL
- PROPOSED - MASONRY
- PROPOSED PLANTING ZONE

ABBREVIATIONS

A/C	AIR CONDITIONING
AL	ALUMINIUM
AO	ACCESS OPENING
AP	ACCESS PANEL
AT	ACOUSTIC TILE
B	BOLLARD
BAL	BALUSTRADE
BDY	BOUNDARY
BH	BOREHOLE
BHD	BULKHEAD
BK	BRICK
BLDG	BUILDING
BLK	BLOCKWORK
BN	BULLNOSE
BOE	BRICK-ON-EDGE
BSN	BASIN
BTH	BATH
BWK	BRICKWORK
BWU	BOILING WATER UNIT
CB	CONCRETE BLOCK
CCTV	CLOSED CIRCUIT TELEVISION
CD	CLOTHES DRYER
CFC	COMPRESSED FIBROUS CEMENT
CHS	CIRCULAR HOLLOW SECTION
CI	CAST IRON
CIP	CAST IRON PIPE
CJ	CONTROL JOINT
CL	CENTRE LINE
CLNR	CLEANER
COL	COLUMN
CONC	CONCRETE
CP	CHROME-PLATED
CPD	CUPBOARD
CPT	CARPET
CR	CEMENT RENDER
CSK	COUNTERSINK
CT	COOK TOP
CTR	CENTRE
CW	COLD WATER
D	DOOR
DF	DRINKING FOUNTAIN
DG	DRIP GROOVE
DIA	DIAMETER
DIM	DIMENSION
DP	DOWNPIPE
DPC	DAMP-PROOF COURSE
DPM	DAMP-PROOF MEMBRANE
DRG	DRAWING
DS	DUCTED SKIRTING
DW	DISHWASHER
EA	EACH
EDB	ELECTRICAL DISTRIBUTION BOARD
EJ	EXPANSION JOINT
EQ	EQUAL
ESB	ELECTRICAL SWITCHBOARD
EX	EXISTING (PRIOR TO)
EXT	EXTERNAL
F	FIXED GLAZING
FB	FACE BRICK
FBL	FACE BLOCK
FC	FIBROUS CEMENT
FCL	FINISHED CEILING LEVEL
FCU	FAN COIL UNIT
FEN	FENCE
FFL	FINISHED FLOOR LEVEL
FGL	FINISHED GROUND LEVEL
FHR	FIRE HOSE REEL
FIP	FIRE INDICATOR PANEL
FLR	FLOOR
FP	FIBROUS PLASTER
FRL	FIRE RESISTANCE LEVEL
FSL	FINISHED STRUCTURAL LEVEL
FT	FLOOR TILE
FW	FLOOR WASTE TO SEWER
GALV	GALVANISED
GD	GRATED DRAIN
GL	GLAZING
GND	GROUND
GPO	GENERAL PURPOSE (POWER) OUTLET
GR	GRAB RAIL
GRANO	GRANOLITHIC
GRC	GLASS REINFORCED CONCRETE/CEMENT
GT	GATE
GTP	GREASE TRAP
HYD	HYDRANT
HC	HOSE COCK
HMR	HIGH MOISTURE RESISTANT
HR	HANDRAIL
HTR	HEATER
HW	HOT WATER
HWD	HARDWOOD
HWU	HOT WATER UNIT
ID	INSIDE DIAMETER
IL	INVERT LEVEL
INCL	INCLUDE
INT	INTERNAL
IO	INSPECTION OPENING
J	JOINERY
JT	JOINT
KB	KERB
KG	KERB AND GUTTER
KIT	KITCHEN
L	LOUVRE
LDY	LAUNDRY
LINO	LINOLEUM
LS	LOUVRE SCREEN
M	MIRROR
MC	METAL CLADDING
MDF	MEDIUM DENSITY FIBREBOARD
MER	MECHANICAL VENT
MH	MANHOLE
MISC	MISCELLANEOUS
MJ	MOVEMENT JOINT
MLM	MELAMINE
MO	MICROWAVE OVEN
MR	MOISTURE RESISTANT
MRS	METAL ROOF SHEETING
MS	MILD STEEL
MSB	MAIN SWITCHBOARD
MW	METALWORK
NGL	NATURAL GROUND LEVEL
NIC	NOT IN CONTRACT
NO	NUMBER
NOM	NOMINAL
NTS	NOT TO SCALE
OD	OUTSIDE DIAMETER
OF	OVERFLOW-RAINWATER
OFC	OFF-FORM CONCRETE
OFG	OBSCURE FIXED GLAZING
OHD	OVERHEAD DOOR
OP	OPAQUE
OV	OVEN
P	PAINT (FINISH)
PAV	PAVING
PB	PLASTERBOARD
PC	PRECAST CONCRETE
PEB	PEBBLE BALLAST
PFC	PARALLEL FLANGE CHANNEL
PLY	PLYWOOD
PV	PHOTOVOLTAIC
REF	REFRIGERATOR
RA	RETURN AIR
RAD	RADIUS
RC	REINFORCED CONCRETE
RGH	RANGE HOOD
RH	ROBE HOOK
RHS	RECTANGULAR HOLLOW SECTION
RJ	RENDER JOINT (V-JOINT)
RL	REDUCED LEVEL
ROW	RIGHT OF WAY
RS	ROLLER SHUTTER
RW	RETAINING WALL
RWH	RAINWATER HEAD
RWO	RAINWATER OUTLET TO STORMWATER
RWP	RAINWATER PIPE
SA	SUPPLY AIR
SC	STEEL COLUMN
SCR	SUNSCREEN
SCT	SUSPENDED CEILING TILE
SD	SEWER DRAIN
SFL	STRUCTURAL FLOOR LEVEL
SHR	SHOWER
SHS	SQUARE HOLLOW SECTION
SK	SKIRTING
SKL	SKYLIGHT
SNK	SINK
SP	SOLAR PANEL
SPEC	SPECIFICATION
SPL	SPLASHBACK
SR	SHOWER ROSE
SS	STAINLESS STEEL
ST	STONE
SVP	SEWER VENT PIPE
SW	STORM WATER
SWD	SOFTWOOD
SWP	STORMWATER PIT
T	TILE
T&G	TONGUE AND GROOVE
TEL	TELEPHONE
TGSI	TACTILE INDICATORS
TIMB	TIMBER
TMB	TIMBER FLOOR
TOK	TOP OF KERB
TOW	TOP OF WALL
TP	TAP
TPH	TOILET PAPER HOLDER
TR	TOWEL RAIL
TRZO	TERRAZZO
TUB	LAUNDRY TUB
TV	TELEVISION
TYP	TYPICAL
U/G	UNDERGROUND
U/S	UNDERSIDE
UB	UNIVERSAL BEAM
UC	UNIVERSAL COLUMN
UR	URINAL
V	VINYL
VB	VANITY BASIN
VOS	VERIFY ON SITE
VP	VENT PIPE
W	WINDOW
WB	WEATHERBOARD
WC	WATER CLOSET
WIR	WALK-IN-ROBE
WM	WASHING MACHINE
WO	WALL OVEN
WP	WASTE PIPE
WPM	WATERPROOF MEMBRANE
WR	WARDROBE
WS	WALL STIFFENER

FOR DEVELOPMENT APPLICATION

DARLINGTON ROAD TERRACES
MIXED USE BUILDING ADDITIONS AND ALTERATIONS TO THE DARLINGTON ROAD TERRACES AND PUBLIC DOMAIN IMPROVEMENTS

Darlington Road DARLINGTON NSW 2008

Key

Revisions

No.	Date	Description	Ver	App'd
1	07.11.14	ISSUE FOR COORDINATION		
2	05/09/16	DRAFT DA SUBMISSION	NZ	VB
3	17/10/16	DRAFT DA SUBMISSION	VB	JW
4	18/11/16	DRAFT DA SUBMISSION	VB	JW
5	25/11/16	SSDA ISSUE	VB	JW
6	14/10/19	REVISED SSDA ISSUE	VB	JW
7	13/10/20	REVISED SSDA ISSUE	VB	JW

Client

THE UNIVERSITY OF SYDNEY

Architect

AJ+C ALLEN JACK+COTTIER

79 Myrtle Street Chippendale NSW 2008 AUSTRALIA
ph +61 2 9311 8222 fx +61 2 9311 8200
ABN 53 003 782 250

Project

DARLINGTON ROAD TERRACES MIXED USE BUILDING ADDITIONS AND ALTERATIONS TO THE DARLINGTON ROAD TERRACES AND PUBLIC DOMAIN IMPROVEMENTS
Darlington Road DARLINGTON
NSW 2008
Proj. No. 14051

Drawing Title

COVER SHEET

Drawing Status

NOT FOR CONSTRUCTION

Scale

Drawing No. DA0001

Issue 7

PLOT DATE & TIME: 14/10/2020 8:09:57 AM PLOTTED & CHECKED BY: Author REF: D:\14051_Master_batasha.rvt

Do not scale drawings. Use figured dimensions only. Check & verify levels and dimensions on site prior to the commencement of any work, the preparation of shop drawings or the fabrication of components. This drawing is the copyright of Allen Jack + Cottier Architects and is protected under the Copyright Act 1968. Do not alter, reproduce or transmit in any form, or by any means without the express permission of Allen Jack + Cottier Architects. Nominated Architects: Michael Heenan 5264, Peter Ireland 6661

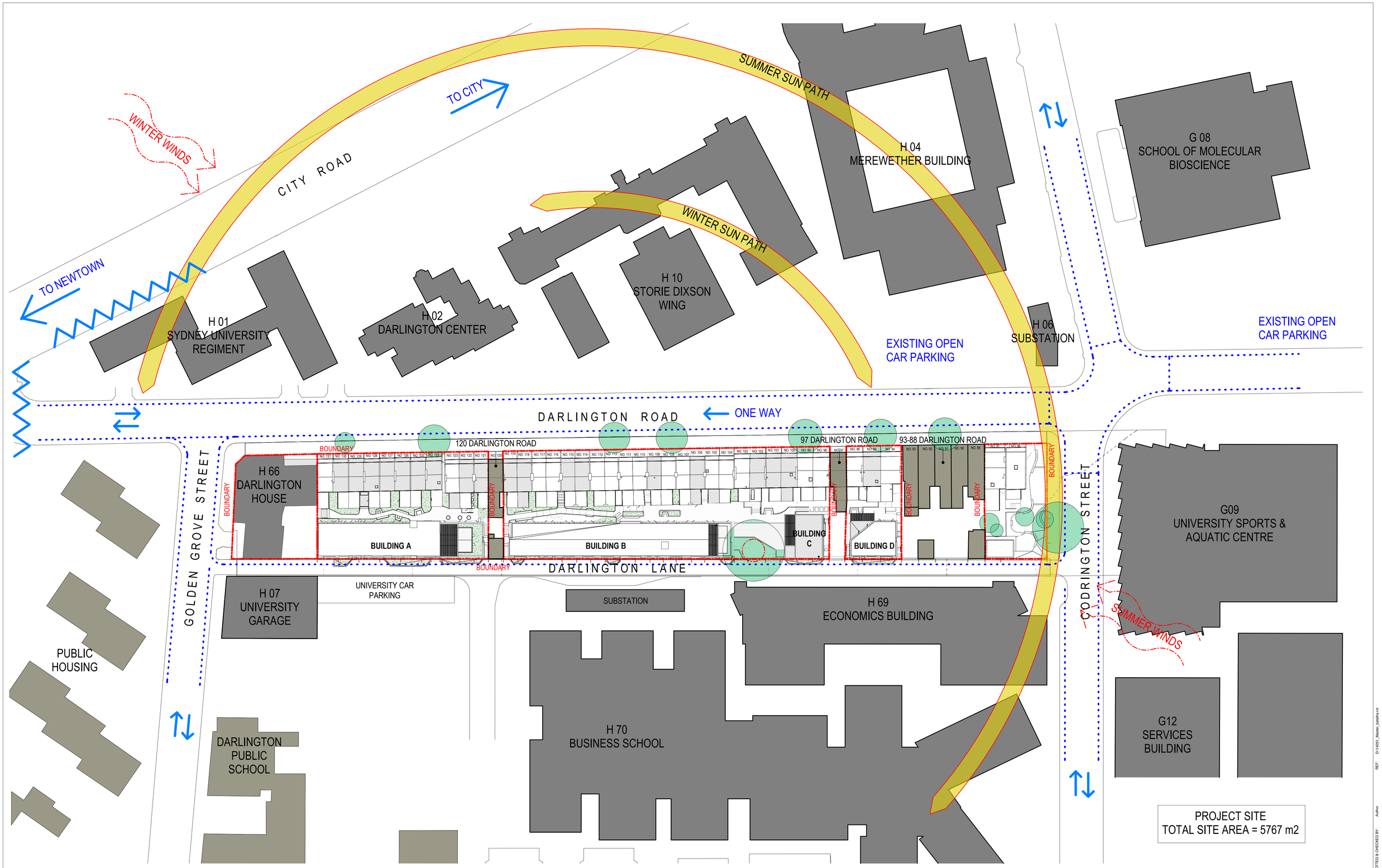

Key

EXISTING TREES

PEDESTRIAN NETWORK

TRAFFIC NOISE

Revisions

No.	Date	Description	Ver	App'd
1	05/09/16	DRAFT DA SUBMISSION	NZ	VB
2	17/10/16	DRAFT DA SUBMISSION	VB	JW
3	18/11/16	DRAFT DA SUBMISSION	VB	JW
4	25/11/16	SSDA ISSUE	VB	JW
5	13/10/20	REVISED SSDA ISSUE	VB	JW

N

Client

THE UNIVERSITY OF SYDNEY

Architect

AJ+C
ALLEN JACK+COTTIER

79 Myrtle Street Chippendale NSW 2008 AUSTRALIA
ph +61 2 9311 8222 fx +61 2 9311 8200
ABN 53 003 782 250

Project

DARLINGTON ROAD TERRACES MIXED USE BUILDING ADDITIONS AND ALTERATIONS TO THE DARLINGTON ROAD TERRACES AND PUBLIC DOMAIN IMPROVEMENTS
Darlington Road DARLINGTON
NSW 2008
Proj. No. 14051

Drawing Title

SITE ANALYSIS PLAN

Drawing Status

NOT FOR CONSTRUCTION

Scale: 1 : 500 @A1

Drawing No.: DA1000

Issue: 5

0 1.000 2.000 4.000 8.000 m

PLOT DATE & TIME: 14/10/2020 8:10:03 AM
PLOTTED & CHECKED BY: Author
REF: D:\14051_Master_Satellite.rvt

Do not scale drawings. Use figured dimensions only. Check & verify levels and dimensions on site prior to the commencement of any work, the preparation of shop drawings or the fabrication of components. This drawing is the copyright of Allen Jack + Cottier Architects and is protected under the Copyright Act 1968. Do not alter, reproduce or transmit in any form, or by any means without the express permission of Allen Jack + Cottier Architects. Nominated Architects: Michael Heenan 5264, Peter Ireland 6661

Key

Revisions

No.	Date	Description	Ver	App'd
1	18/11/16	DRAFT DA SUBMISSION	VB	JW
2	25/11/16	SSDA ISSUE	VB	JW
3	13/10/20	REVISED SSDA ISSUE	VB	JW

N

Client

THE UNIVERSITY OF SYDNEY

Architect

AJ+C
ALLEN JACK+COTTIER

79 Myrtle Street Chippendale NSW 2008 AUSTRALIA
ph +61 2 9311 8222 fx +61 2 9311 8200
ABN 53 003 782 250

Project

DARLINGTON ROAD TERRACES MIXED USE BUILDING ADDITIONS AND ALTERATIONS TO THE DARLINGTON ROAD TERRACES AND PUBLIC DOMAIN IMPROVEMENTS
Darlington Road DARLINGTON
NSW 2008
Proj. No. 14051

Drawing Title

EXISTING SITE PLAN

Drawing Status

NOT FOR CONSTRUCTION

Scale: 1 : 500 @A1

Drawing No.: DA1001

Issue: 3

0 1.000 2.000 4.000 8.000 m

PLOT DATE & TIME: 14/10/2020 8:10:08 AM
PLOTTED & CHECKED BY: Author
REF: D:\14051_Master_Satellite.rvt

Do not scale drawings. Use figured dimensions only. Check & verify levels and dimensions on site prior to the commencement of any work, the preparation of shop drawings or the fabrication of components. This drawing is the copyright of Allen Jack + Cottier Architects and is protected under the Copyright Act 1968. Do not alter, reproduce or transmit in any form, or by any means without the express permission of Allen Jack + Cottier Architects. Nominated Architects: Michael Heenan 5264, Peter Ireland 6661

DEMOLITION PLAN LEGEND

- EXISTING WALL TO BE RETAINED
- EXISTING WALL TO BE DEMOLISHED
- EXISTING ITEM TO BE DEMOLISHED

GENERAL DEMOLITION NOTES

1. DEMOLISH EXISTING WALLS, FLOORS, STAIRS, WINDOWS, DOORS AND JOINERY AS SHOWN IN RED DOTTED ON DRAWINGS
2. PROVIDE TEMPORARY SUPPORT AS REQUIRED TO ENSURE STABILITY OF THE EXISTING STRUCTURE
3. REMOVE TREES AS SHOWN IN RED DOTTED ON DRAWINGS
4. THE CONTRACTOR SHALL INSPECT AND DETERMINE THE EXTENT OF WORKS REQUIRED PRIOR TO COMMENCEMENT OF DEMOLITION.
5. CONTRACTOR IS RESPONSIBLE FOR ENSURING THE SEQUENCE OF WORKS IS IN ACCORDANCE WITH STRUCTURAL ENGINEER'S DRAWINGS AND DOES NOT COMPROMISE THE BRACING OF THE EXISTING STRUCTURE
6. MAINTAIN EXISTING SERVICES, WHERE REQUIRED. REFER TO ELECTRICAL AND HYDRAULIC ENGINEER'S DRAWINGS AND SPECIFICATIONS
7. CONSULT STRUCTURAL ENGINEER AND ON SITE REQUIREMENTS PRIOR TO COMMENCEMENT OF DEMOLITION WORKS
8. REFER TO SPECIFICATION FOR REQUIREMENTS OF DEMOLITION WORKS
9. REMOVE ALL EXISTING LETTERBOXES FROM FRONT OF TERRACES
10. REMOVE ALL EXISTING AERIALS AND ASSOCIATED WIRING FROM TERRACE FACADES AND ROOFS
11. REFER TO SERVICES DRAWINGS FOR DISCONNECTION AND REMOVAL OF SERVICES
12. TREE PROTECTION ZONE TO BE INSTALLED PRIOR TO DEMOLITION - REFER TO ARBORIST REPORT PREPARED BY ARBORSAFE 'PRE DEVELOPMENT TREE SURVEY_DARLINGTON LANE, UNIVERSITY OF SYDNEY' (DATED JULY 9TH, 2014)

TERRACES INTERNAL EXISTING CONDITIONS CLASSIFICATION KEY

- **A** REFER TO SCHEDULE 9605 TERRACES INTERNAL EXISTING CONDITION CLASSIFICATION
- **B** REFER TO SCHEDULE 9605 TERRACES INTERNAL EXISTING CONDITION CLASSIFICATION
- **C** REFER TO SCHEDULE 9605 TERRACES INTERNAL EXISTING CONDITION CLASSIFICATION

DEMOLITION PLAN KEY

1. CUT OPENING IN EXISTING WALL AND MAKE GOOD SURROUNDING WALLS
2. REMOVE PORTION OF EXISTING WALL TO INSTALL A NEW DOOR AND FRAME. REFER TO PLANS AND DOOR SCHEDULES FOR SIZE AND LOCATION
3. REMOVE PORTION OF EXISTING WALL TO INSTALL A NEW WINDOW AND FRAME. REFER TO PLANS AND WINDOW SCHEDULES FOR SIZE AND LOCATION
4. REMOVE EXISTING STAIR, RAILING AND SUPPORTS
5. REMOVE EXISTING EXTERNAL STEPS, RAMP, RAILING AND SUPPORTS
6. REMOVE ROOFING SYSTEM, DECK AND SUPPORTS
7. REMOVE EXISTING DOOR, FRAME AND HARDWARE
8. REHANG EXISTING DOOR, FRAME AND HARDWARE TO OPEN IN OPPOSITE DIRECTION
9. REMOVE EXISTING WINDOW, FRAME, SILL AND ALL ASSOCIATED COMPONENTS
10. REMOVE EXISTING ALUMINIUM WINDOW, FRAME, SILL AND ALL ASSOCIATED COMPONENTS AND REPLACE WITH TIMBER FRAMED WINDOW
11. REMOVE EXISTING BATHROOM, LAUNDRY, CUT AND CAP OFF ALL EXISTING SERVICES, PLUMBING FIXTURES AND AND ALL ASSOCIATED COMPONENTS. PATCH FLOOR FOR NEW FINISHES
12. REMOVE EXISTING KITCHEN, CUT AND CAP OFF ALL EXISTING SERVICES, PLUMBING FIXTURES AND AND ALL ASSOCIATED COMPONENTS WHERE NEW BEDROOMS ARE PROPOSED. REFER TO A2000 SET DRAWINGS FOR LOCATION
13. REMOVE MANTLE AND STORE FOR RE-INSTATE
14. REMOVE MANTLE AND FIREPLACE AND STORE FOR RE-INSTATE
15. REMOVE EXISTING FENCE AND ALL ASSOCIATED COMPONENTS
16. REMOVE AND REPLACE EXISTING ROOF SHEET, GUTTER AND DOWNPIPE

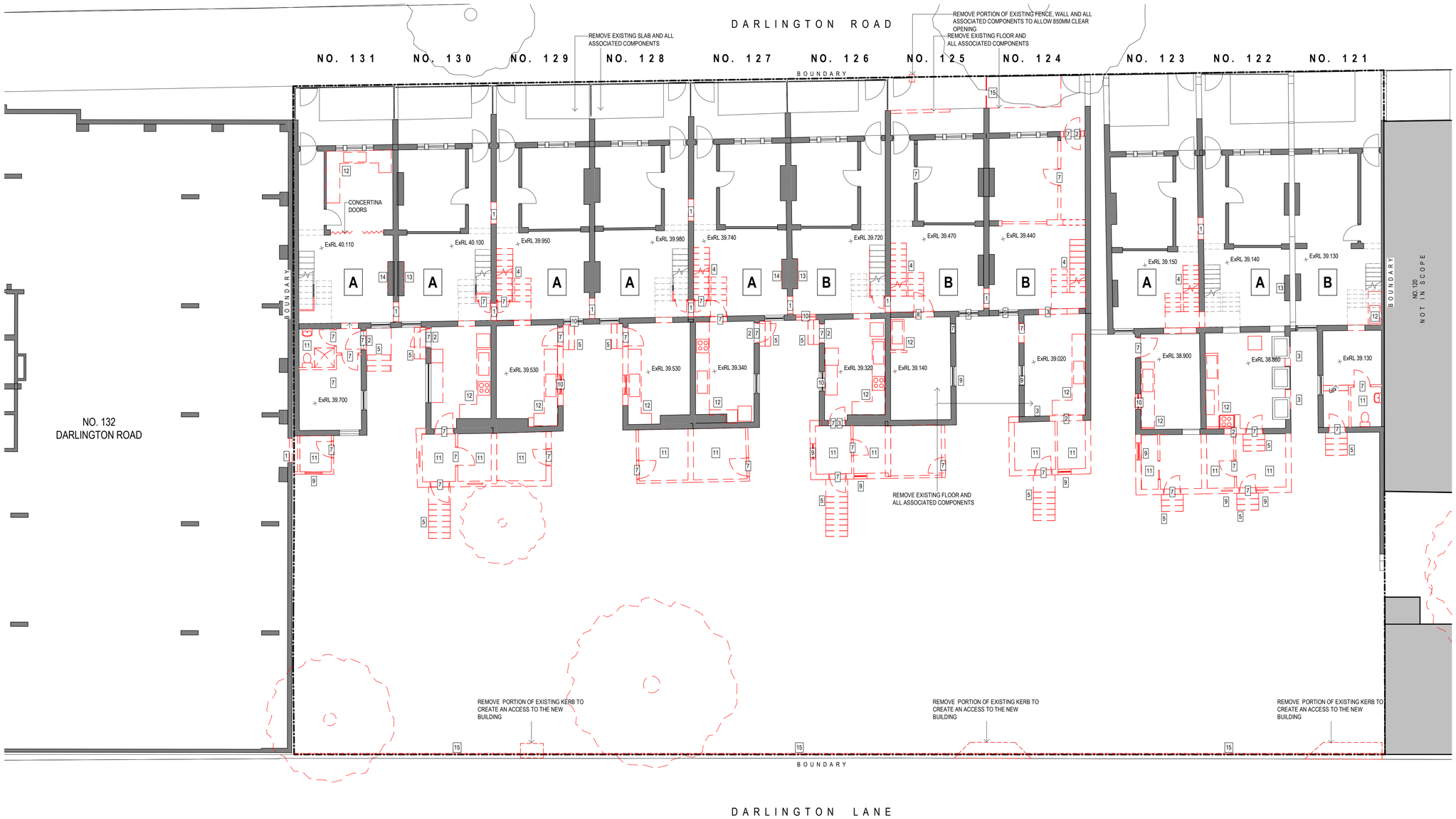

Key

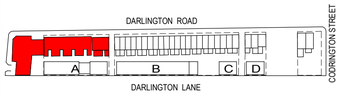

Revisions

No.	Date	Description	Ver	App'd
1	05/09/16	DRAFT DA SUBMISSION	NZ	VB
2	17/10/16	DRAFT DA SUBMISSION	VB	JW
3	18/11/16	DRAFT DA SUBMISSION	VB	JW
4	25/11/16	SSDA ISSUE	VB	JW
5	13/10/20	REVISED SSDA ISSUE	VB	JW

Client: THE UNIVERSITY OF SYDNEY

Architect: AJ+C Allen Jack+Cottier
79 Myrtle Street Chippendale NSW 2008 AUSTRALIA
ph +61 2 9311 8222 fx +61 2 9311 8200
ABN 53 003 782 250

Project: DARLINGTON ROAD TERRACES MIXED USE BUILDING ADDITIONS AND ALTERATIONS TO THE DARLINGTON ROAD TERRACES AND PUBLIC DOMAIN IMPROVEMENTS
Darlington Road DARLINGTON
NSW 2008
Proj. No. 14051

Drawing Title: PART DEMOLITION PLAN - TERRACE NO.131-121 - L1

Drawing Status: NOT FOR CONSTRUCTION

Scale: 1 : 100 @A1

Drawing No.: DA1101

Issue: 5

0 1.000 2.000 4.000 8.000 m

REF: D:\14051_Master_Detailing.rvt
PLOTTED & CHECKED BY: Author
PLOT DATE & TIME: 14/10/2020 8:10:13 AM

Do not scale drawings. Use figured dimensions only. Check & verify levels and dimensions on site prior to the commencement of any work, the preparation of shop drawings or the fabrication of components. This drawing is the copyright of Allen Jack + Cottier Architects and is protected under the Copyright Act 1968. Do not alter, reproduce or transmitt in any form, or by any means without the express permission of Allen Jack + Cottier Architects. Nominated Architects: Michael Heenan 5264, Peter Ireland 6661

DEMOLITION PLAN LEGEND

- EXISTING WALL TO BE RETAINED
- EXISTING WALL TO BE DEMOLISHED
- EXISTING ITEM TO BE DEMOLISHED

GENERAL DEMOLITION NOTES

1. DEMOLISH EXISTING WALLS, FLOORS, STAIRS, WINDOWS, DOORS AND JOINERY AS SHOWN IN RED DOTTED ON DRAWINGS
2. PROVIDE TEMPORARY SUPPORT AS REQUIRED TO ENSURE STABILITY OF THE EXISTING STRUCTURE
3. REMOVE TREES AS SHOWN IN RED DOTTED ON DRAWINGS
4. THE CONTRACTOR SHALL INSPECT AND DETERMINE THE EXTENT OF WORKS REQUIRED PRIOR TO COMMENCEMENT OF DEMOLITION.
5. CONTRACTOR IS RESPONSIBLE FOR ENSURING THE SEQUENCE OF WORKS IS IN ACCORDANCE WITH STRUCTURAL ENGINEER'S DRAWINGS AND DOES NOT COMPROMISE THE BRACING OF THE EXISTING STRUCTURE
6. MAINTAIN EXISTING SERVICES, WHERE REQUIRED. REFER TO ELECTRICAL AND HYDRAULIC ENGINEER'S DRAWINGS AND SPECIFICATIONS
7. CONSULT STRUCTURAL ENGINEER AND ON SITE REQUIREMENTS PRIOR TO COMMENCEMENT OF DEMOLITION WORKS
8. REFER TO SPECIFICATION FOR REQUIREMENTS OF DEMOLITION WORKS
9. REMOVE ALL EXISTING LETTERBOXES FROM FRONT OF TERRACES
10. REMOVE ALL EXISTING AERIALS AND ASSOCIATED WIRING FROM TERRACE FACADES AND ROOFS
11. REFER TO SERVICES DRAWINGS FOR DISCONNECTION AND REMOVAL OF SERVICES
12. TREE PROTECTION ZONE TO BE INSTALLED PRIOR TO DEMOLITION - REFER TO ARBORIST REPORT PREPARED BY ARBORSAFE 'PRE DEVELOPMENT TREE SURVEY_DARLINGTON LANE, UNIVERSITY OF SYDNEY' (DATED JULY 9TH, 2014)

TERRACES INTERNAL EXISTING CONDITIONS CLASSIFICATION KEY

- **A** REFER TO SCHEDULE 9605 TERRACES INTERNAL EXISTING CONDITION CLASSIFICATION
- **B** REFER TO SCHEDULE 9605 TERRACES INTERNAL EXISTING CONDITION CLASSIFICATION
- **C** REFER TO SCHEDULE 9605 TERRACES INTERNAL EXISTING CONDITION CLASSIFICATION

DEMOLITION PLAN KEY

1. CUT OPENING IN EXISTING WALL AND MAKE GOOD SURROUNDING WALLS
2. REMOVE PORTION OF EXISTING WALL TO INSTALL A NEW DOOR AND FRAME. REFER TO PLANS AND DOOR SCHEDULES FOR SIZE AND LOCATION
3. REMOVE PORTION OF EXISTING WALL TO INSTALL A NEW WINDOW AND FRAME. REFER TO PLANS AND WINDOW SCHEDULES FOR SIZE AND LOCATION
4. REMOVE EXISTING STAIR, RAILING AND SUPPORTS
5. REMOVE EXISTING EXTERNAL STEPS, RAMP, RAILING AND SUPPORTS
6. REMOVE ROOFING SYSTEM, DECK AND SUPPORTS
7. REMOVE EXISTING DOOR, FRAME AND HARDWARE
8. REHANG EXISTING DOOR, FRAME AND HARDWARE TO OPEN IN OPPOSITE DIRECTION
9. REMOVE EXISTING WINDOW, FRAME, SILL AND ALL ASSOCIATED COMPONENTS
10. REMOVE EXISTING ALUMINIUM WINDOW, FRAME, SILL AND ALL ASSOCIATED COMPONENTS AND REPLACE WITH TIMBER FRAMED WINDOW
11. REMOVE EXISTING BATHROOM, LAUNDRY, CUT AND CAP OFF ALL EXISTING SERVICES, PLUMBING FIXTURES AND AND ALL ASSOCIATED COMPONENTS. PATCH FLOOR FOR NEW FINISHES
12. REMOVE EXISTING KITCHEN, CUT AND CAP OFF ALL EXISTING SERVICES, PLUMBING FIXTURES AND AND ALL ASSOCIATED COMPONENTS WHERE NEW BEDROOMS ARE PROPOSED. REFER TO A2000 SET DRAWINGS FOR LOCATION
13.
14.
15. REMOVE MANTLE AND STORE FOR RE-INSTATE
16. REMOVE MANTLE AND FIREPLACE AND STORE FOR RE-INSTATE

REMOVE EXISTING FENCE AND ALL ASSOCIATED COMPONENTS

REMOVE AND REPLACE EXISTING ROOF SHEET, GUTTER AND DOWNPIPE

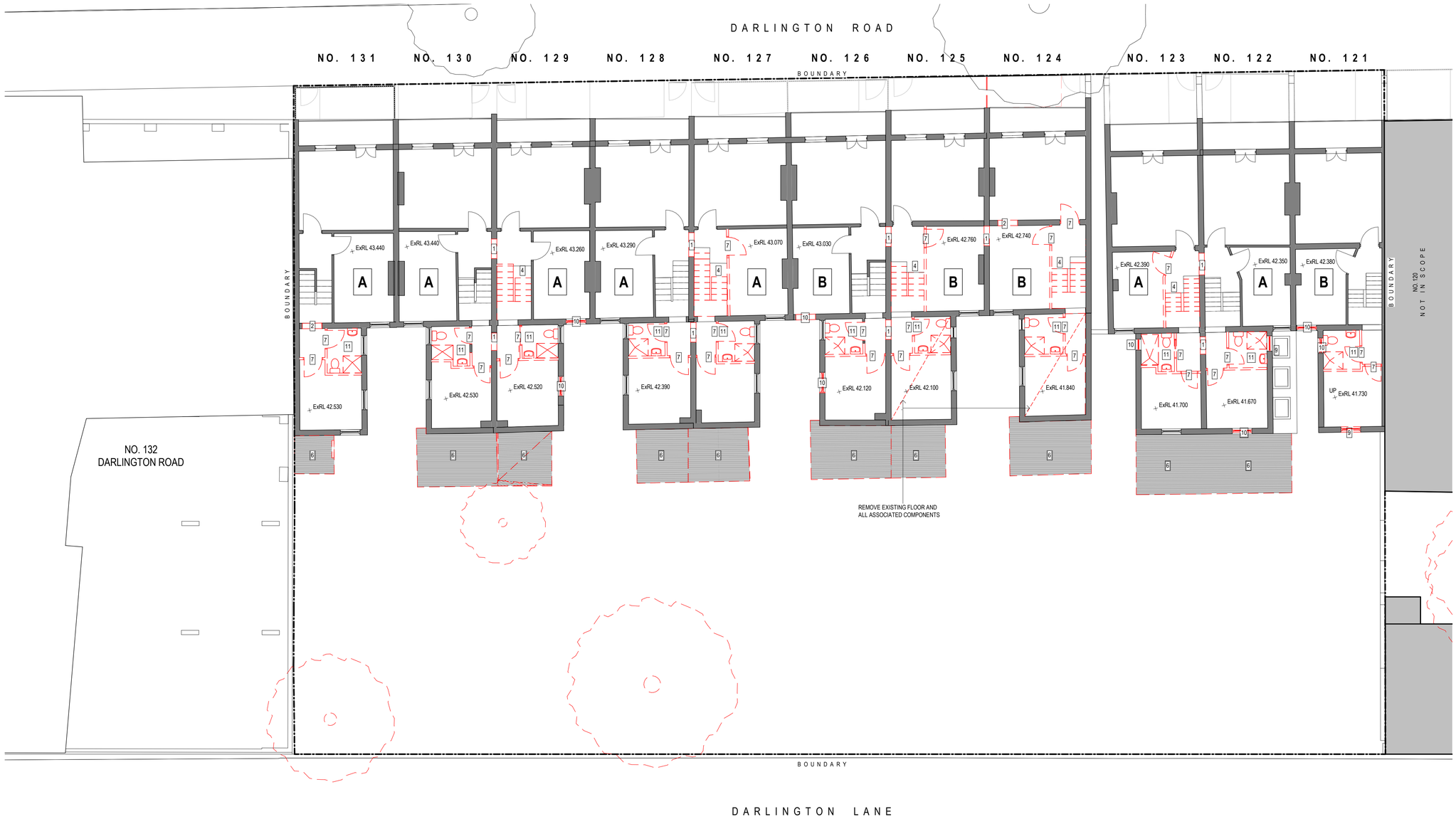

Key

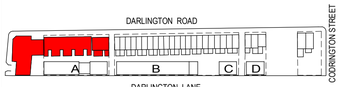

Revisions

No.	Date	Description	Ver	App'd
1	05/09/16	DRAFT DA SUBMISSION	NZ	VB
2	17/10/16	DRAFT DA SUBMISSION	VB	JW
3	18/11/16	DRAFT DA SUBMISSION	VB	JW
4	25/11/16	SSDA ISSUE	VB	JW
5	13/10/20	REVISED SSDA ISSUE	VB	JW

Client: THE UNIVERSITY OF SYDNEY

Architect: AJ+C Allen Jack+Cottier
79 Myrtle Street Chippendale NSW 2008 AUSTRALIA
ph +61 2 9311 8222 fx +61 2 9311 8200
ABN 53 003 782 250

Project: DARLINGTON ROAD TERRACES MIXED USE BUILDING ADDITIONS AND ALTERATIONS TO THE DARLINGTON ROAD TERRACES AND PUBLIC DOMAIN IMPROVEMENTS
Darlington Road DARLINGTON
NSW 2008
Proj. No. 14051

Drawing Title: PART DEMOLITION PLAN - TERRACE NO.131-121 - L2

Drawing Status: NOT FOR CONSTRUCTION

Scale: 1 : 100 @A1

Drawing No. DA1102

Issue 5

0 1.000 2.000 4.000 8.000 m

PLOT DATE & TIME: 14/10/2020 8:10:18 AM PLOTTED & CHECKED BY: Author REF: D:\14051_Master_batatha.rvt

Do not scale drawings. Use figured dimensions only. Check & verify levels and dimensions on site prior to the commencement of any work, the preparation of shop drawings or the fabrication of components. This drawing is the copyright of Allen Jack + Cottier Architects and is protected under the Copyright Act 1968. Do not alter, reproduce or transmitt in any form, or by any means without the express permission of Allen Jack + Cottier Architects. Nominated Architects: Michael Heenan 5264, Peter Ireland 6661

DEMOLITION PLAN LEGEND

- EXISTING WALL TO BE RETAINED
- EXISTING WALL TO BE DEMOLISHED
- EXISTING ITEM TO BE DEMOLISHED

GENERAL DEMOLITION NOTES

1. DEMOLISH EXISTING WALLS, FLOORS, STAIRS, WINDOWS, DOORS AND JOINERY AS SHOWN IN RED DOTTED ON DRAWINGS
2. PROVIDE TEMPORARY SUPPORT AS REQUIRED TO ENSURE STABILITY OF THE EXISTING STRUCTURE
3. REMOVE TREES AS SHOWN IN RED DOTTED ON DRAWINGS
4. THE CONTRACTOR SHALL INSPECT AND DETERMINE THE EXTENT OF WORKS REQUIRED PRIOR TO COMMENCEMENT OF DEMOLITION.
5. CONTRACTOR IS RESPONSIBLE FOR ENSURING THE SEQUENCE OF WORKS IS IN ACCORDANCE WITH STRUCTURAL ENGINEER'S DRAWINGS AND DOES NOT COMPROMISE THE BRACING OF THE EXISTING STRUCTURE
6. MAINTAIN EXISTING SERVICES, WHERE REQUIRED. REFER TO ELECTRICAL AND HYDRAULIC ENGINEER'S DRAWINGS AND SPECIFICATIONS
7. CONSULT STRUCTURAL ENGINEER AND ON SITE REQUIREMENTS PRIOR TO COMMENCEMENT OF DEMOLITION WORKS
8. REFER TO SPECIFICATION FOR REQUIREMENTS OF DEMOLITION WORKS
9. REMOVE ALL EXISTING LETTERBOXES FROM FRONT OF TERRACES
10. REMOVE ALL EXISTING AERIALS AND ASSOCIATED WIRING FROM TERRACE FACADES AND ROOFS
11. REFER TO SERVICES DRAWINGS FOR DISCONNECTION AND REMOVAL OF SERVICES
12. TREE PROTECTION ZONE TO BE INSTALLED PRIOR TO DEMOLITION - REFER TO ARBORIST REPORT PREPARED BY ARBORSAFE 'PRE DEVELOPMENT TREE SURVEY_DARLINGTON LANE, UNIVERSITY OF SYDNEY' (DATED JULY 9TH, 2014)

TERRACES INTERNAL EXISTING CONDITIONS CLASSIFICATION KEY

- **A** REFER TO SCHEDULE 9605 TERRACES INTERNAL EXISTING CONDITION CLASSIFICATION
- **B** REFER TO SCHEDULE 9605 TERRACES INTERNAL EXISTING CONDITION CLASSIFICATION
- **C** REFER TO SCHEDULE 9605 TERRACES INTERNAL EXISTING CONDITION CLASSIFICATION

DEMOLITION PLAN KEY

1. CUT OPENING IN EXISTING WALL AND MAKE GOOD SURROUNDING WALLS
2. REMOVE PORTION OF EXISTING WALL TO INSTALL A NEW DOOR AND FRAME. REFER TO PLANS AND DOOR SCHEDULES FOR SIZE AND LOCATION
3. REMOVE PORTION OF EXISTING WALL TO INSTALL A NEW WINDOW AND FRAME. REFER TO PLANS AND WINDOW SCHEDULES FOR SIZE AND LOCATION
4. REMOVE EXISTING STAIR, RAILING AND SUPPORTS
5. REMOVE EXISTING EXTERNAL STEPS, RAMP, RAILING AND SUPPORTS
6. REMOVE ROOFING SYSTEM, DECK AND SUPPORTS
7. REMOVE EXISTING DOOR, FRAME AND HARDWARE
8. REHANG EXISTING DOOR, FRAME AND HARDWARE TO OPEN IN OPPOSITE DIRECTION
9. REMOVE EXISTING WINDOW, FRAME, SILL AND ALL ASSOCIATED COMPONENTS
10. REMOVE EXISTING ALUMINIUM WINDOW, FRAME, SILL AND ALL ASSOCIATED COMPONENTS AND REPLACE WITH TIMBER FRAMED WINDOW
11. REMOVE EXISTING BATHROOM, LAUNDRY, CUT AND CAP OFF ALL EXISTING SERVICES, PLUMBING FIXTURES AND AND ALL ASSOCIATED COMPONENTS. PATCH FLOOR FOR NEW FINISHES
12. REMOVE EXISTING KITCHEN, CUT AND CAP OFF ALL EXISTING SERVICES, PLUMBING FIXTURES AND AND ALL ASSOCIATED COMPONENTS WHERE NEW BEDROOMS ARE PROPOSED. REFER TO A2000 SET DRAWINGS FOR LOCATION
13. REMOVE MANTLE AND STORE FOR RE-INSTATE
14. REMOVE MANTLE AND FIREPLACE AND STORE FOR RE-INSTATE
15. REMOVE EXISTING FENCE AND ALL ASSOCIATED COMPONENTS
16. REMOVE AND REPLACE EXISTING ROOF SHEET, GUTTER AND DOWNPIPE

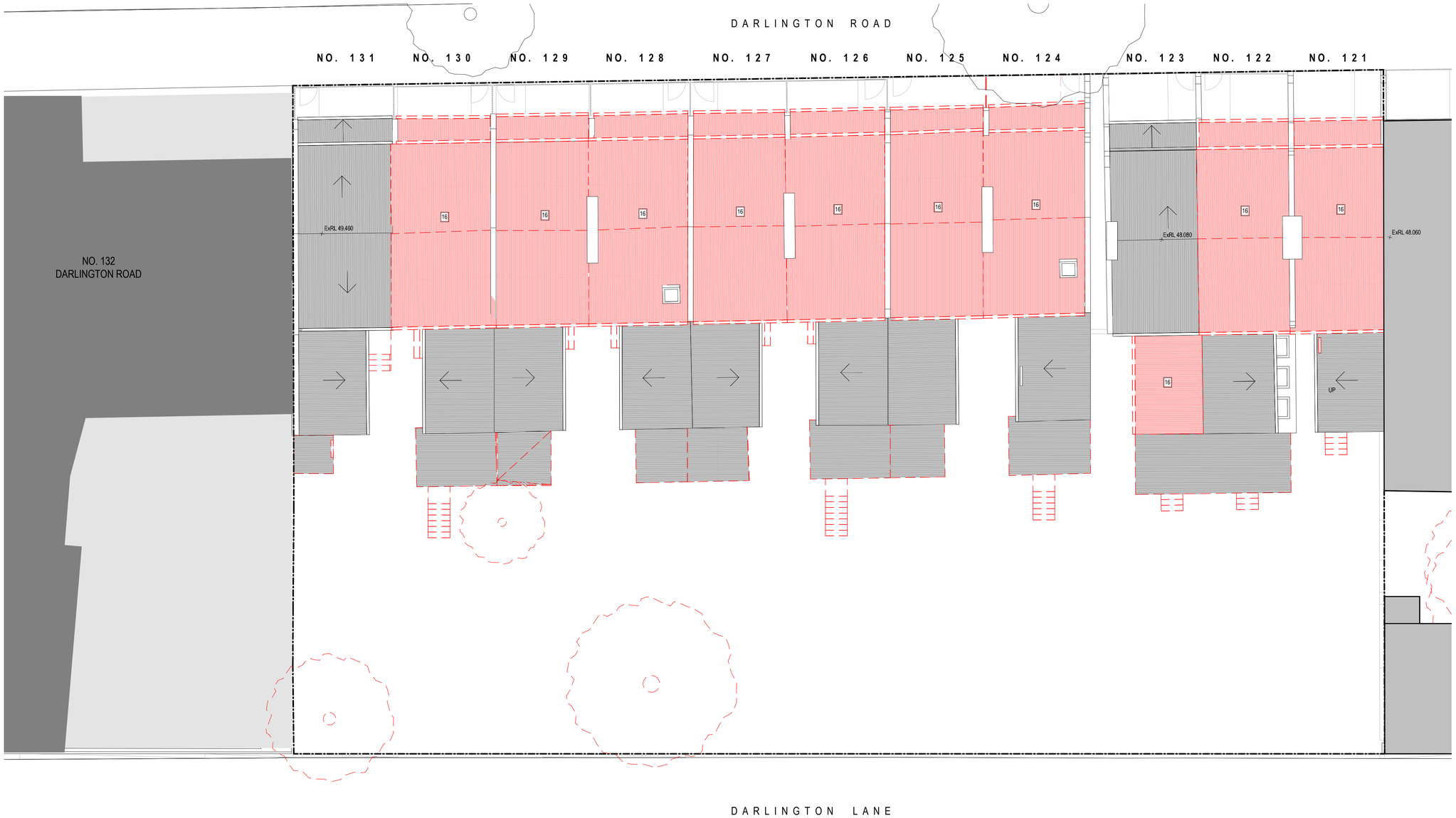

Key

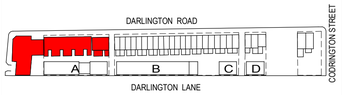

Revisions

No.	Date	Description	Ver	App'd
1	05/09/16	DRAFT DA SUBMISSION	NZ	VB
2	17/10/16	DRAFT DA SUBMISSION	VB	JW
3	18/11/16	DRAFT DA SUBMISSION	VB	JW
4	25/11/16	SSDA ISSUE	VB	JW
5	13/10/20	REVISED SSDA ISSUE	VB	JW

Client: THE UNIVERSITY OF SYDNEY

Architect: AJ+C Allen Jack+Cottier
79 Myrtle Street Chippendale NSW 2008 AUSTRALIA
ph +61 2 9311 8222 fx +61 2 9311 8200
ABN 53 003 782 250

Project: DARLINGTON ROAD TERRACES MIXED USE BUILDING ADDITIONS AND ALTERATIONS TO THE DARLINGTON ROAD TERRACES AND PUBLIC DOMAIN IMPROVEMENTS
Darlington Road DARLINGTON
NSW 2008
Proj. No. 14051

Drawing Title: PART DEMOLITION PLAN - TERRACE NO.131-121 - ROOF

Drawing Status: NOT FOR CONSTRUCTION

Scale: 1 : 100 @A1

Drawing No. DA1103

Issue 5

0 1.000 2.000 4.000 8.000 m

PLOT DATE & TIME: 14/10/2020 5:10:23 AM PLOTTED & CHECKED BY: Author REF: D:\14051_Master_Details.rvt

Do not scale drawings. Use figured dimensions only. Check & verify levels and dimensions on site prior to the commencement of any work, the preparation of shop drawings or the fabrication of components. This drawing is the copyright of Allen Jack + Cottier Architects and is protected under the Copyright Act 1968. Do not alter, reproduce or transmitt in any form, or by any means without the express permission of Allen Jack + Cottier Architects. Nominated Architects: Michael Heenan 5264, Peter Ireland 6661

DEMOLITION PLAN LEGEND

- EXISTING WALL TO BE RETAINED
- EXISTING WALL TO BE DEMOLISHED
- EXISTING ITEM TO BE DEMOLISHED

GENERAL DEMOLITION NOTES

1. DEMOLISH EXISTING WALLS, FLOORS, STAIRS, WINDOWS, DOORS AND JOINERY AS SHOWN IN RED DOTTED ON DRAWINGS
2. PROVIDE TEMPORARY SUPPORT AS REQUIRED TO ENSURE STABILITY OF THE EXISTING STRUCTURE
3. REMOVE TREES AS SHOWN IN RED DOTTED ON DRAWINGS
4. THE CONTRACTOR SHALL INSPECT AND DETERMINE THE EXTENT OF WORKS REQUIRED PRIOR TO COMMENCEMENT OF DEMOLITION.
5. CONTRACTOR IS RESPONSIBLE FOR ENSURING THE SEQUENCE OF WORKS IS IN ACCORDANCE WITH STRUCTURAL ENGINEER'S DRAWINGS AND DOES NOT COMPROMISE THE BRACING OF THE EXISTING STRUCTURE
6. MAINTAIN EXISTING SERVICES, WHERE REQUIRED. REFER TO ELECTRICAL AND HYDRAULIC ENGINEER'S DRAWINGS AND SPECIFICATIONS
7. CONSULT STRUCTURAL ENGINEER AND ON SITE REQUIREMENTS PRIOR TO COMMENCEMENT OF DEMOLITION WORKS
8. REFER TO SPECIFICATION FOR REQUIREMENTS OF DEMOLITION WORKS
9. REMOVE ALL EXISTING LETTERBOXES FROM FRONT OF TERRACES
10. REMOVE ALL EXISTING AERIALS AND ASSOCIATED WIRING FROM TERRACE FACADES AND ROOFS
11. REFER TO SERVICES DRAWINGS FOR DISCONNECTION AND REMOVAL OF SERVICES
12. TREE PROTECTION ZONE TO BE INSTALLED PRIOR TO DEMOLITION - REFER TO ARBORIST REPORT PREPARED BY ARBORSAFE 'PRE DEVELOPMENT TREE SURVEY_DARLINGTON LANE, UNIVERSITY OF SYDNEY' (DATED JULY 9TH, 2014)

TERRACES INTERNAL EXISTING CONDITIONS CLASSIFICATION KEY

- **A** REFER TO SCHEDULE 9605 TERRACES INTERNAL EXISTING CONDITION CLASSIFICATION
- **B** REFER TO SCHEDULE 9605 TERRACES INTERNAL EXISTING CONDITION CLASSIFICATION
- **C** REFER TO SCHEDULE 9605 TERRACES INTERNAL EXISTING CONDITION CLASSIFICATION

DEMOLITION PLAN KEY

1. CUT OPENING IN EXISTING WALL AND MAKE GOOD SURROUNDING WALLS
2. REMOVE PORTION OF EXISTING WALL TO INSTALL A NEW DOOR AND FRAME. REFER TO PLANS AND DOOR SCHEDULES FOR SIZE AND LOCATION
3. REMOVE PORTION OF EXISTING WALL TO INSTALL A NEW WINDOW AND FRAME. REFER TO PLANS AND WINDOW SCHEDULES FOR SIZE AND LOCATION
4. REMOVE EXISTING STAIR, RAILING AND SUPPORTS
5. REMOVE EXISTING EXTERNAL STEPS, RAMP, RAILING AND SUPPORTS
6. REMOVE ROOFING SYSTEM, DECK AND SUPPORTS
7. REMOVE EXISTING DOOR, FRAME AND HARDWARE
8. REHANG EXISTING DOOR, FRAME AND HARDWARE TO OPEN IN OPPOSITE DIRECTION
9. REMOVE EXISTING WINDOW, FRAME, SILL AND ALL ASSOCIATED COMPONENTS
10. REMOVE EXISTING ALUMINIUM WINDOW, FRAME, SILL AND ALL ASSOCIATED COMPONENTS AND REPLACE WITH TIMBER FRAMED WINDOW
11. REMOVE EXISTING BATHROOM, LAUNDRY, CUT AND CAP OFF ALL EXISTING SERVICES, PLUMBING FIXTURES AND AND ALL ASSOCIATED COMPONENTS. PATCH FLOOR FOR NEW FINISHES
12. REMOVE EXISTING KITCHEN, CUT AND CAP OFF ALL EXISTING SERVICES, PLUMBING FIXTURES AND AND ALL ASSOCIATED COMPONENTS WHERE NEW BEDROOMS ARE PROPOSED. REFER TO A2000 SET DRAWINGS FOR LOCATION
13. REMOVE MANTLE AND STORE FOR RE-INSTATE
14. REMOVE MANTLE AND FIREPLACE AND STORE FOR RE-INSTATE
15. REMOVE EXISTING FENCE AND ALL ASSOCIATED COMPONENTS
16. REMOVE AND REPLACE EXISTING ROOF SHEET, GUTTER AND DOWNPIPE

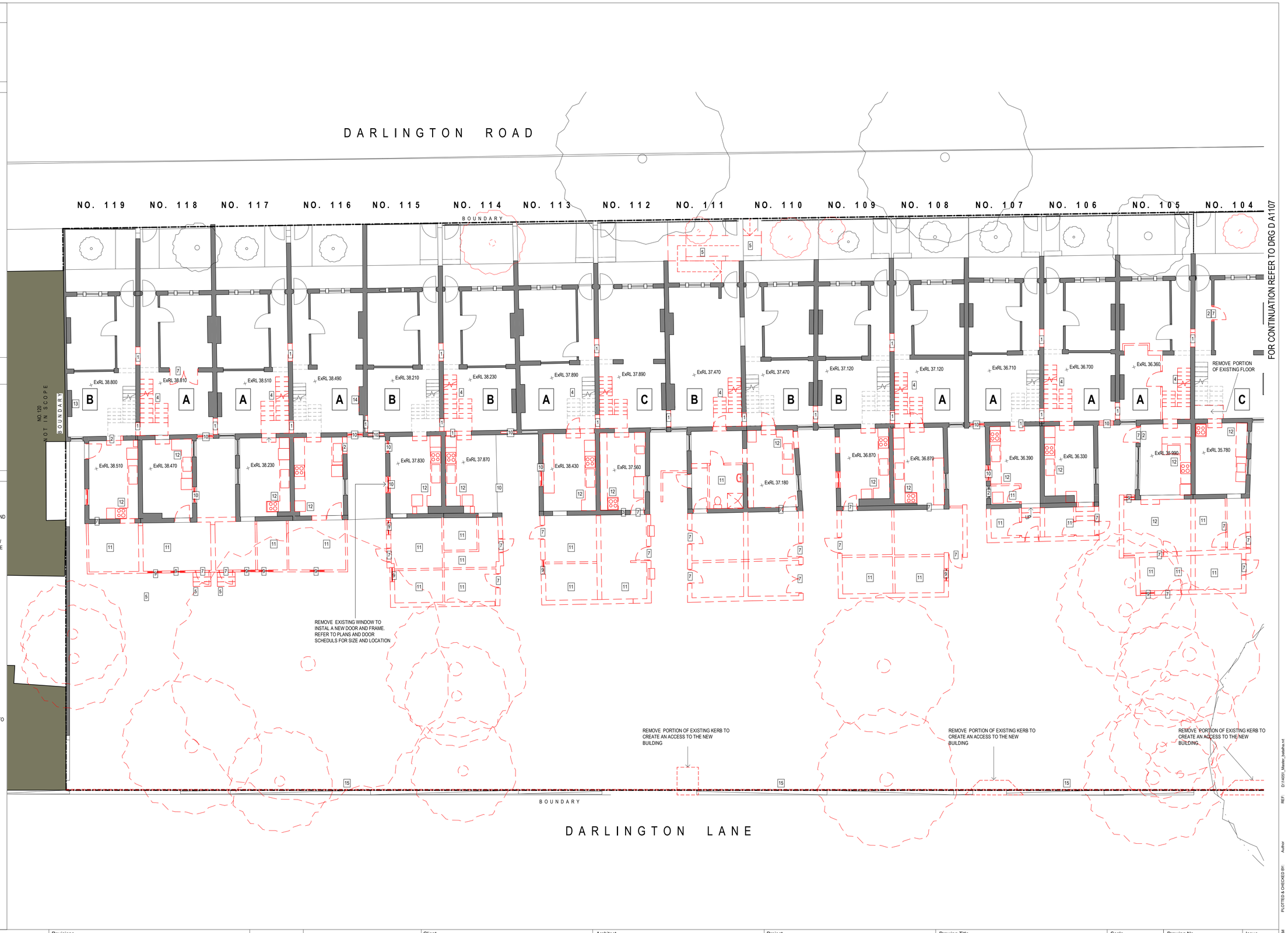

Key

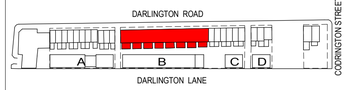

Revisions

No.	Date	Description	Ver	App'd
1	05/09/16	DRAFT DA SUBMISSION	NZ	VB
2	17/10/16	DRAFT DA SUBMISSION	VB	JW
3	18/11/16	DRAFT DA SUBMISSION	VB	JW
4	25/11/16	SSDA ISSUE	VB	JW
5	13/10/20	REVISED SSDA ISSUE	VB	JW

Client: THE UNIVERSITY OF SYDNEY

Architect: AJ+C ALLEN JACK+COTTIER
79 Myrtle Street Chippendale NSW 2008 AUSTRALIA
ph +61 2 9311 8222 fx +61 2 9311 8200
ABN 53 003 782 250

Project: DARLINGTON ROAD TERRACES MIXED USE BUILDING ADDITIONS AND ALTERATIONS TO THE DARLINGTON ROAD TERRACES AND PUBLIC DOMAIN IMPROVEMENTS
Darlington Road DARLINGTON
NSW 2008
Proj. No. 14051

Drawing Title: PART DEMOLITION PLAN - TERRACE NO.119-104 - L1

Drawing Status: NOT FOR CONSTRUCTION

Scale: 1 : 100 @A1

Drawing No.: DA1104

Issue: 5

0 1.000 2.000 4.000 8.000 m

PLOTTED & CHECKED BY: Author

REF: D:\14051_Master_Isabella.rvt

PLOT DATE & TIME: 14/10/2020 8:10:29 AM

Do not scale drawings. Use figured dimensions only. Check & verify levels and dimensions on site prior to the commencement of any work, the preparation of shop drawings or the fabrication of components. This drawing is the copyright of Allen Jack + Cottier Architects and is protected under the Copyright Act 1968. Do not alter, reproduce or transmitt in any form, or by any means without the express permission of Allen Jack + Cottier Architects. Nominated Architects: Michael Heenan 5264, Peter Ireland 6661

DEMOLITION PLAN LEGEND

- EXISTING WALL TO BE RETAINED
- EXISTING WALL TO BE DEMOLISHED
- EXISTING ITEM TO BE DEMOLISHED

GENERAL DEMOLITION NOTES

1. DEMOLISH EXISTING WALLS, FLOORS, STAIRS, WINDOWS, DOORS AND JOINERY AS SHOWN IN RED DOTTED ON DRAWINGS
2. PROVIDE TEMPORARY SUPPORT AS REQUIRED TO ENSURE STABILITY OF THE EXISTING STRUCTURE
3. REMOVE TREES AS SHOWN IN RED DOTTED ON DRAWINGS
4. THE CONTRACTOR SHALL INSPECT AND DETERMINE THE EXTENT OF WORKS REQUIRED PRIOR TO COMMENCEMENT OF DEMOLITION.
5. CONTRACTOR IS RESPONSIBLE FOR ENSURING THE SEQUENCE OF WORKS IS IN ACCORDANCE WITH STRUCTURAL ENGINEER'S DRAWINGS AND DOES NOT COMPROMISE THE BRACING OF THE EXISTING STRUCTURE
6. MAINTAIN EXISTING SERVICES, WHERE REQUIRED. REFER TO ELECTRICAL AND HYDRAULIC ENGINEER'S DRAWINGS AND SPECIFICATIONS
7. CONSULT STRUCTURAL ENGINEER AND ON SITE REQUIREMENTS PRIOR TO COMMENCEMENT OF DEMOLITION WORKS
8. REFER TO SPECIFICATION FOR REQUIREMENTS OF DEMOLITION WORKS
9. REMOVE ALL EXISTING LETTERBOXES FROM FRONT OF TERRACES
10. REMOVE ALL EXISTING AERIALS AND ASSOCIATED WIRING FROM TERRACE FACADES AND ROOFS
11. REFER TO SERVICES DRAWINGS FOR DISCONNECTION AND REMOVAL OF SERVICES
12. TREE PROTECTION ZONE TO BE INSTALLED PRIOR TO DEMOLITION - REFER TO ARBORIST REPORT PREPARED BY ARBORSAFE 'PRE DEVELOPMENT TREE SURVEY_DARLINGTON LANE, UNIVERSITY OF SYDNEY' (DATED JULY 9TH, 2014)

TERRACES INTERNAL EXISTING CONDITIONS CLASSIFICATION KEY

- **A** REFER TO SCHEDULE 9605 TERRACES INTERNAL EXISTING CONDITION CLASSIFICATION
- **B** REFER TO SCHEDULE 9605 TERRACES INTERNAL EXISTING CONDITION CLASSIFICATION
- **C** REFER TO SCHEDULE 9605 TERRACES INTERNAL EXISTING CONDITION CLASSIFICATION

DEMOLITION PLAN KEY

1. CUT OPENING IN EXISTING WALL AND MAKE GOOD SURROUNDING WALLS
2. REMOVE PORTION OF EXISTING WALL TO INSTALL A NEW DOOR AND FRAME. REFER TO PLANS AND DOOR SCHEDULES FOR SIZE AND LOCATION
3. REMOVE PORTION OF EXISTING WALL TO INSTALL A NEW WINDOW AND FRAME. REFER TO PLANS AND WINDOW SCHEDULES FOR SIZE AND LOCATION
4. REMOVE EXISTING STAIR, RAILING AND SUPPORTS
5. REMOVE EXISTING EXTERNAL STEPS, RAMP, RAILING AND SUPPORTS
6. REMOVE ROOFING SYSTEM, DECK AND SUPPORTS
7. REMOVE EXISTING DOOR, FRAME AND HARDWARE
8. REHANG EXISTING DOOR, FRAME AND HARDWARE TO OPEN IN OPPOSITE DIRECTION
9. REMOVE EXISTING WINDOW, FRAME, SILL AND ALL ASSOCIATED COMPONENTS
10. REMOVE EXISTING ALUMINIUM WINDOW, FRAME, SILL AND ALL ASSOCIATED COMPONENTS AND REPLACE WITH TIMBER FRAMED WINDOW
11. REMOVE EXISTING BATHROOM, LAUNDRY, CUT AND CAP OFF ALL EXISTING SERVICES, PLUMBING FIXTURES AND AND ALL ASSOCIATED COMPONENTS. PATCH FLOOR FOR NEW FINISHES
12. REMOVE EXISTING KITCHEN, CUT AND CAP OFF ALL EXISTING SERVICES, PLUMBING FIXTURES AND AND ALL ASSOCIATED COMPONENTS WHERE NEW BEDROOMS ARE PROPOSED. REFER TO A2000 SET DRAWINGS FOR LOCATION
13. REMOVE MANTLE AND STORE FOR RE-INSTATE
14. REMOVE MANTLE AND FIREPLACE AND STORE FOR RE-INSTATE
15. REMOVE EXISTING FENCE AND ALL ASSOCIATED COMPONENTS
16. REMOVE AND REPLACE EXISTING ROOF SHEET, GUTTER AND DOWNPIPE

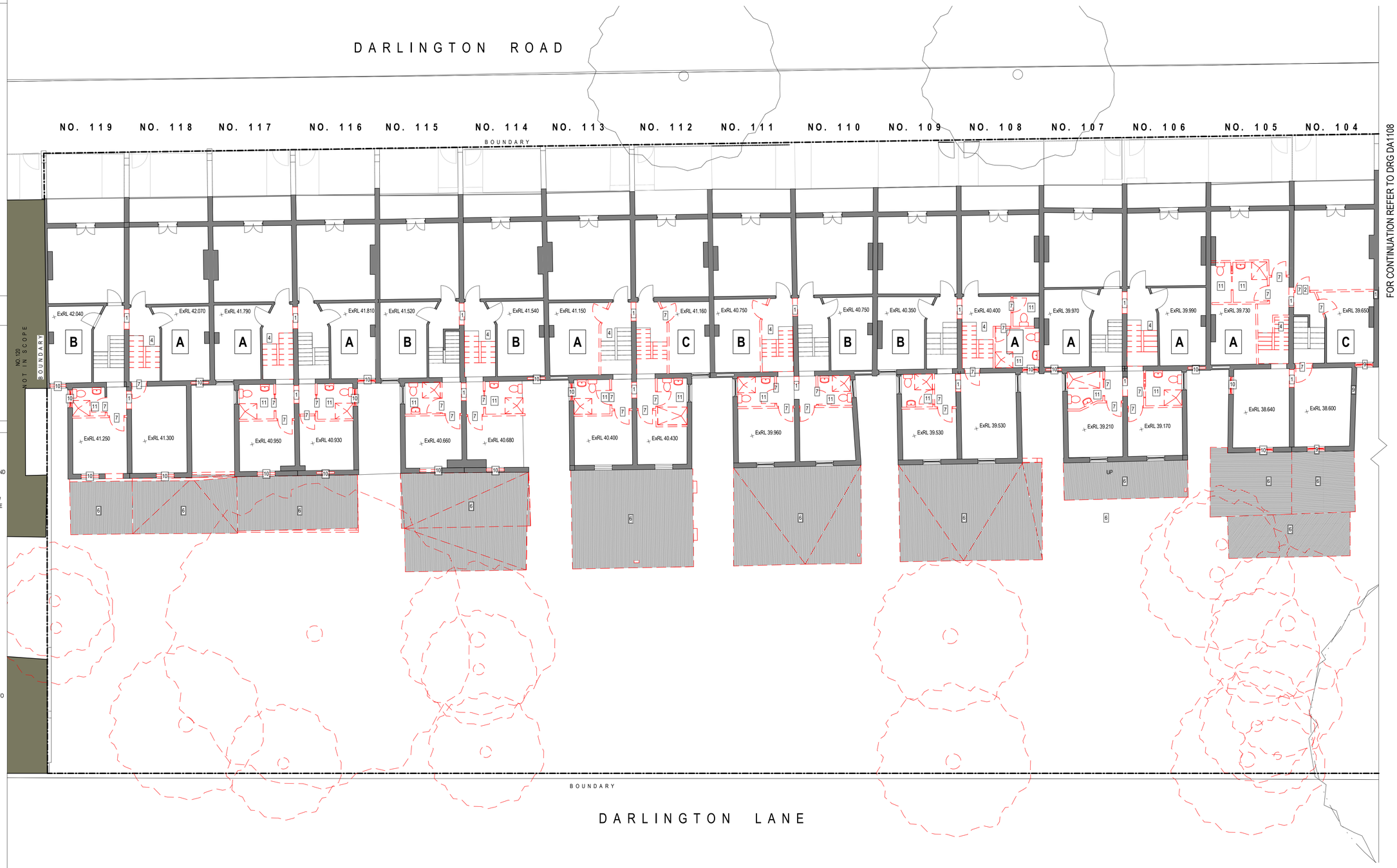

Key

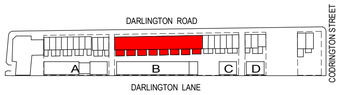

Revisions

No.	Date	Description	Ver	App'd
1	05/09/16	DRAFT DA SUBMISSION	NZ	VB
2	17/10/16	DRAFT DA SUBMISSION	VB	JW
3	18/11/16	DRAFT DA SUBMISSION	VB	JW
4	25/11/16	SSDA ISSUE	VB	JW
5	13/10/20	REVISED SSDA ISSUE	VB	JW

Client: THE UNIVERSITY OF SYDNEY

Architect: AJ+C Allen Jack+Cottier
79 Myrtle Street Chippendale NSW 2008 AUSTRALIA
ph +61 2 9311 8222 fx +61 2 9311 8200
ABN 53 003 782 250

Project: DARLINGTON ROAD TERRACES MIXED USE BUILDING ADDITIONS AND ALTERATIONS TO THE DARLINGTON ROAD TERRACES AND PUBLIC DOMAIN IMPROVEMENTS
Darlington Road DARLINGTON
NSW 2008
Proj. No. 14051

Drawing Title: PART DEMOLITION PLAN - TERRACE NO.119-104 - L2

Drawing Status: NOT FOR CONSTRUCTION

Scale: 1 : 100 @A1

Drawing No. DA1105

Issue 5

0 1.000 2.000 4.000 8.000 m

PLOT DATE & TIME: 14/10/2020 8:10:33 AM
PLOTTED & CHECKED BY: Author
REF: D:\14051_Master_batatha.rvt

Do not scale drawings. Use figured dimensions only. Check & verify levels and dimensions on site prior to the commencement of any work, the preparation of shop drawings or the fabrication of components. This drawing is the copyright of Allen Jack + Cottier Architects and is protected under the Copyright Act 1968. Do not alter, reproduce or transmit in any form, or by any means without the express permission of Allen Jack + Cottier Architects. Nominated Architects: Michael Heenan 5264, Peter Ireland 6661

DEMOLITION PLAN LEGEND

- EXISTING WALL TO BE RETAINED
- EXISTING WALL TO BE DEMOLISHED
- EXISTING ITEM TO BE DEMOLISHED

GENERAL DEMOLITION NOTES

1. DEMOLISH EXISTING WALLS, FLOORS, STAIRS, WINDOWS, DOORS AND JOINERY AS SHOWN IN RED DOTTED ON DRAWINGS
2. PROVIDE TEMPORARY SUPPORT AS REQUIRED TO ENSURE STABILITY OF THE EXISTING STRUCTURE
3. REMOVE TREES AS SHOWN IN RED DOTTED ON DRAWINGS
4. THE CONTRACTOR SHALL INSPECT AND DETERMINE THE EXTENT OF WORKS REQUIRED PRIOR TO COMMENCEMENT OF DEMOLITION.
5. CONTRACTOR IS RESPONSIBLE FOR ENSURING THE SEQUENCE OF WORKS IS IN ACCORDANCE WITH STRUCTURAL ENGINEER'S DRAWINGS AND DOES NOT COMPROMISE THE BRACING OF THE EXISTING STRUCTURE
6. MAINTAIN EXISTING SERVICES, WHERE REQUIRED. REFER TO ELECTRICAL AND HYDRAULIC ENGINEER'S DRAWINGS AND SPECIFICATIONS
7. CONSULT STRUCTURAL ENGINEER AND ON SITE REQUIREMENTS PRIOR TO COMMENCEMENT OF DEMOLITION WORKS
8. REFER TO SPECIFICATION FOR REQUIREMENTS OF DEMOLITION WORKS
9. REMOVE ALL EXISTING LETTERBOXES FROM FRONT OF TERRACES
10. REMOVE ALL EXISTING AERIALS AND ASSOCIATED WIRING FROM TERRACE FACADES AND ROOFS
11. REFER TO SERVICES DRAWINGS FOR DISCONNECTION AND REMOVAL OF SERVICES
12. TREE PROTECTION ZONE TO BE INSTALLED PRIOR TO DEMOLITION - REFER TO ARBORIST REPORT PREPARED BY ARBORSAFE 'PRE DEVELOPMENT TREE SURVEY_DARLINGTON LANE, UNIVERSITY OF SYDNEY' (DATED JULY 9TH, 2014)

TERRACES INTERNAL EXISTING CONDITIONS CLASSIFICATION KEY

- **A** REFER TO SCHEDULE 9605 TERRACES INTERNAL EXISTING CONDITION CLASSIFICATION
- **B** REFER TO SCHEDULE 9605 TERRACES INTERNAL EXISTING CONDITION CLASSIFICATION
- **C** REFER TO SCHEDULE 9605 TERRACES INTERNAL EXISTING CONDITION CLASSIFICATION

DEMOLITION PLAN KEY

1. CUT OPENING IN EXISTING WALL AND MAKE GOOD SURROUNDING WALLS
2. REMOVE PORTION OF EXISTING WALL TO INSTALL A NEW DOOR AND FRAME. REFER TO PLANS AND DOOR SCHEDULES FOR SIZE AND LOCATION
3. REMOVE PORTION OF EXISTING WALL TO INSTALL A NEW WINDOW AND FRAME. REFER TO PLANS AND WINDOW SCHEDULES FOR SIZE AND LOCATION
4. REMOVE EXISTING STAIR, RAILING AND SUPPORTS
5. REMOVE EXISTING EXTERNAL STEPS, RAMP, RAILING AND SUPPORTS
6. REMOVE ROOFING SYSTEM, DECK AND SUPPORTS
7. REMOVE EXISTING DOOR, FRAME AND HARDWARE
8. REHANG EXISTING DOOR, FRAME AND HARDWARE TO OPEN IN OPPOSITE DIRECTION
9. REMOVE EXISTING WINDOW, FRAME, SILL AND ALL ASSOCIATED COMPONENTS
10. REMOVE EXISTING ALUMINIUM WINDOW, FRAME, SILL AND ALL ASSOCIATED COMPONENTS AND REPLACE WITH TIMBER FRAMED WINDOW
11. REMOVE EXISTING BATHROOM, LAUNDRY, CUT AND CAP OFF ALL EXISTING SERVICES, PLUMBING FIXTURES AND AND ALL ASSOCIATED COMPONENTS. PATCH FLOOR FOR NEW FINISHES
12. REMOVE EXISTING KITCHEN, CUT AND CAP OFF ALL EXISTING SERVICES, PLUMBING FIXTURES AND AND ALL ASSOCIATED COMPONENTS WHERE NEW BEDROOMS ARE PROPOSED. REFER TO A2000 SET DRAWINGS FOR LOCATION
13. REMOVE MANTLE AND STORE FOR RE-INSTATE
14. REMOVE MANTLE AND FIREPLACE AND STORE FOR RE-INSTATE
15. REMOVE EXISTING FENCE AND ALL ASSOCIATED COMPONENTS
16. REMOVE AND REPLACE EXISTING ROOF SHEET, GUTTER AND DOWNPIPE

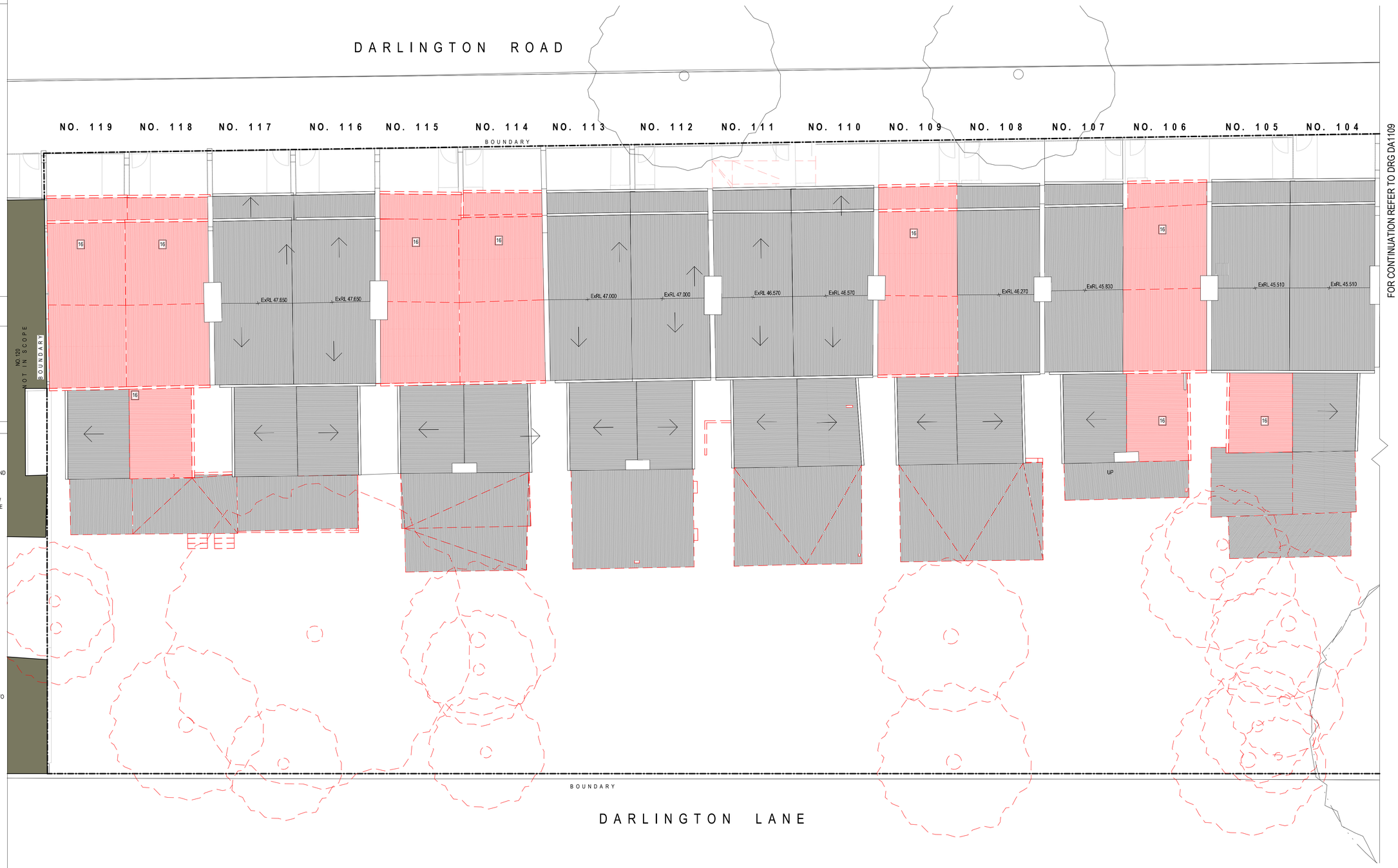

FOR CONTINUATION REFER TO DRG DA1109

Key

Revisions

No.	Date	Description	Ver	App'd
1	05/09/16	DRAFT DA SUBMISSION	NZ	VB
2	17/10/16	DRAFT DA SUBMISSION	VB	JW
3	18/11/16	DRAFT DA SUBMISSION	VB	JW
4	25/11/16	SSDA ISSUE	VB	JW
5	13/10/20	REVISED SSDA ISSUE	VB	JW

N

Client

THE UNIVERSITY OF SYDNEY

Architect

AJ+C Allen Jack+Cottier

79 Myrtle Street Chippendale NSW 2008 AUSTRALIA
ph +61 2 9311 8222 fx +61 2 9311 8200
ABN 53 003 782 250

Project

DARLINGTON ROAD TERRACES MIXED USE BUILDING ADDITIONS AND ALTERATIONS TO THE DARLINGTON ROAD TERRACES AND PUBLIC DOMAIN IMPROVEMENTS
Darlington Road DARLINGTON
NSW 2008
Proj. No. 14051

Drawing Title

PART DEMOLITION PLAN - TERRACE NO.119-104 - ROOF

Drawing Status

NOT FOR CONSTRUCTION

Scale: 1 : 100 @A1

Drawing No.: DA1106

Issue: 5

0 1.000 2.000 4.000 8.000 m

PLOT DATE & TIME: 14/10/2020 6:10:38 AM
PLOTTED & CHECKED BY: Author
REF: D:\14051_Master_Installs.rvt

Do not scale drawings. Use figured dimensions only. Check & verify levels and dimensions on site prior to the commencement of any work, the preparation of shop drawings or the fabrication of components. This drawing is the copyright of Allen Jack + Cottier Architects and is protected under the Copyright Act 1968. Do not alter, reproduce or transmitt in any form, or by any means without the express permission of Allen Jack + Cottier Architects. Nominated Architects: Michael Heenan 5264, Peter Ireland 6661

DEMOLITION PLAN LEGEND

- EXISTING WALL TO BE RETAINED
- EXISTING WALL TO BE DEMOLISHED
- EXISTING ITEM TO BE DEMOLISHED

GENERAL DEMOLITION NOTES

1. DEMOLISH EXISTING WALLS, FLOORS, STAIRS, WINDOWS, DOORS AND JOINERY AS SHOWN IN RED DOTTED ON DRAWINGS
2. PROVIDE TEMPORARY SUPPORT AS REQUIRED TO ENSURE STABILITY OF THE EXISTING STRUCTURE
3. REMOVE TREES AS SHOWN IN RED DOTTED ON DRAWINGS
4. THE CONTRACTOR SHALL INSPECT AND DETERMINE THE EXTENT OF WORKS REQUIRED PRIOR TO COMMENCEMENT OF DEMOLITION.
5. CONTRACTOR IS RESPONSIBLE FOR ENSURING THE SEQUENCE OF WORKS IS IN ACCORDANCE WITH STRUCTURAL ENGINEER'S DRAWINGS AND DOES NOT COMPROMISE THE BRACING OF THE EXISTING STRUCTURE
6. MAINTAIN EXISTING SERVICES, WHERE REQUIRED. REFER TO ELECTRICAL AND HYDRAULIC ENGINEER'S DRAWINGS AND SPECIFICATIONS
7. CONSULT STRUCTURAL ENGINEER AND ON SITE REQUIREMENTS PRIOR TO COMMENCEMENT OF DEMOLITION WORKS
8. REFER TO SPECIFICATION FOR REQUIREMENTS OF DEMOLITION WORKS
9. REMOVE ALL EXISTING LETTERBOXES FROM FRONT OF TERRACES
10. REMOVE ALL EXISTING AERIALS AND ASSOCIATED WIRING FROM TERRACE FACADES AND ROOFS
11. REFER TO SERVICES DRAWINGS FOR DISCONNECTION AND REMOVAL OF SERVICES
12. TREE PROTECTION ZONE TO BE INSTALLED PRIOR TO DEMOLITION - REFER TO ARBORIST REPORT PREPARED BY ARBORSAFE 'PRE DEVELOPMENT TREE SURVEY_DARLINGTON LANE, UNIVERSITY OF SYDNEY' (DATED JULY 9TH, 2014)

TERRACES INTERNAL EXISTING CONDITIONS CLASSIFICATION KEY

- **A** REFER TO SCHEDULE 9605 TERRACES INTERNAL EXISTING CONDITION CLASSIFICATION
- **B** REFER TO SCHEDULE 9605 TERRACES INTERNAL EXISTING CONDITION CLASSIFICATION
- **C** REFER TO SCHEDULE 9605 TERRACES INTERNAL EXISTING CONDITION CLASSIFICATION

DEMOLITION PLAN KEY

1. CUT OPENING IN EXISTING WALL AND MAKE GOOD SURROUNDING WALLS
2. REMOVE PORTION OF EXISTING WALL TO INSTALL A NEW DOOR AND FRAME. REFER TO PLANS AND DOOR SCHEDULES FOR SIZE AND LOCATION
3. REMOVE PORTION OF EXISTING WALL TO INSTALL A NEW WINDOW AND FRAME. REFER TO PLANS AND WINDOW SCHEDULES FOR SIZE AND LOCATION
4. REMOVE EXISTING STAIR, RAILING AND SUPPORTS
5. REMOVE EXISTING EXTERNAL STEPS, RAMP, RAILING AND SUPPORTS
6. REMOVE ROOFING SYSTEM, DECK AND SUPPORTS
7. REMOVE EXISTING DOOR, FRAME AND HARDWARE
8. REHANG EXISTING DOOR, FRAME AND HARDWARE TO OPEN IN OPPOSITE DIRECTION
9. REMOVE EXISTING WINDOW, FRAME, SILL AND ALL ASSOCIATED COMPONENTS
10. REMOVE EXISTING ALUMINIUM WINDOW, FRAME, SILL AND ALL ASSOCIATED COMPONENTS AND REPLACE WITH TIMBER FRAMED WINDOW
11. REMOVE EXISTING BATHROOM, LAUNDRY, CUT AND CAP OFF ALL EXISTING SERVICES, PLUMBING FIXTURES AND AND ALL ASSOCIATED COMPONENTS. PATCH FLOOR FOR NEW FINISHES
12. REMOVE EXISTING KITCHEN, CUT AND CAP OFF ALL EXISTING SERVICES, PLUMBING FIXTURES AND AND ALL ASSOCIATED COMPONENTS WHERE NEW BEDROOMS ARE PROPOSED. REFER TO A2000 SET DRAWINGS FOR LOCATION
13. REMOVE MANTLE AND STORE FOR RE-INSTATE
14. REMOVE MANTLE AND FIREPLACE AND STORE FOR RE-INSTATE
15. REMOVE EXISTING FENCE AND ALL ASSOCIATED COMPONENTS
16. REMOVE AND REPLACE EXISTING ROOF SHEET, GUTTER AND DOWNPIPE

Key

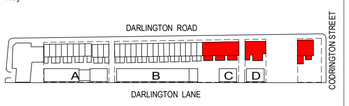

Revisions

No.	Date	Description	Ver	App'd
1	05/09/16	DRAFT DA SUBMISSION	NZ	VB
2	17/10/16	DRAFT DA SUBMISSION	VB	JW
3	18/11/16	DRAFT DA SUBMISSION	VB	JW
4	25/11/16	SSDA ISSUE	VB	JW
5	13/10/20	REVISED SSDA ISSUE	VB	JW

Client: THE UNIVERSITY OF SYDNEY

Architect: AJ+C Allen Jack+Cottier
79 Myrtle Street Chippendale NSW 2008 AUSTRALIA
ph +61 2 9311 8222 fx +61 2 9311 8200
ABN 53 003 782 250

Project: DARLINGTON ROAD TERRACES MIXED USE BUILDING ADDITIONS AND ALTERATIONS TO THE DARLINGTON ROAD TERRACES AND PUBLIC DOMAIN IMPROVEMENTS
Darlington Road DARLINGTON
NSW 2008
Proj. No. 14051

Drawing Title: PART DEMOLITION PLAN - TERRACE NO.103-86 - L1

Drawing Status: NOT FOR CONSTRUCTION

Scale: 1 : 100 @A1 | Drawing No. DA1107 | Issue 5

0 1.000 2.000 4.000 8.000 m

REF: D:\14051_Master_bstaffra.rvt
PLOTTED & CHECKED BY: Author
PLOT DATE & TIME: 14/10/2020 8:10:43 AM

Do not scale drawings. Use figured dimensions only. Check & verify levels and dimensions on site prior to the commencement of any work, the preparation of shop drawings or the fabrication of components. This drawing is the copyright of Allen Jack + Cottier Architects and is protected under the Copyright Act 1968. Do not alter, reproduce or transmitt in any form, or by any means without the express permission of Allen Jack + Cottier Architects. Nominated Architects: Michael Heenan 5264, Peter Ireland 6661

DEMOLITION PLAN LEGEND

EXISTING WALL TO BE RETAINED
EXISTING WALL TO BE DEMOLISHED
EXISTING ITEM TO BE DEMOLISHED

GENERAL DEMOLITION NOTES

1. DEMOLISH EXISTING WALLS, FLOORS, STAIRS, WINDOWS, DOORS AND JOINERY AS SHOWN IN RED DOTTED ON DRAWINGS
2. PROVIDE TEMPORARY SUPPORT AS REQUIRED TO ENSURE STABILITY OF THE EXISTING STRUCTURE
3. REMOVE TREES AS SHOWN IN RED DOTTED ON DRAWINGS
4. THE CONTRACTOR SHALL INSPECT AND DETERMINE THE EXTENT OF WORKS REQUIRED PRIOR TO COMMENCEMENT OF DEMOLITION.
5. CONTRACTOR IS RESPONSIBLE FOR ENSURING THE SEQUENCE OF WORKS IS IN ACCORDANCE WITH STRUCTURAL ENGINEER'S DRAWINGS AND DOES NOT COMPROMISE THE BRACING OF THE EXISTING STRUCTURE
6. MAINTAIN EXISTING SERVICES, WHERE REQUIRED. REFER TO ELECTRICAL AND HYDRAULIC ENGINEER'S DRAWINGS AND SPECIFICATIONS
7. CONSULT STRUCTURAL ENGINEER AND ON SITE REQUIREMENTS PRIOR TO COMMENCEMENT OF DEMOLITION WORKS
8. REFER TO SPECIFICATION FOR REQUIREMENTS OF DEMOLITION WORKS
9. REMOVE ALL EXISTING LETTERBOXES FROM FRONT OF TERRACES
10. REMOVE ALL EXISTING AERIALS AND ASSOCIATED WIRING FROM TERRACE FACADES AND ROOFS
11. REFER TO SERVICES DRAWINGS FOR DISCONNECTION AND REMOVAL OF SERVICES
12. TREE PROTECTION ZONE TO BE INSTALLED PRIOR TO DEMOLITION - REFER TO ARBORIST REPORT PREPARED BY ARBORSAFE 'PRE DEVELOPMENT TREE SURVEY_DARLINGTON LANE, UNIVERSITY OF SYDNEY' (DATED JULY 9TH, 2014)

TERRACES INTERNAL EXISTING CONDITIONS CLASSIFICATION KEY

- **A** REFER TO SCHEDULE 9605 TERRACES INTERNAL EXISTING CONDITION CLASSIFICATION
- **B** REFER TO SCHEDULE 9605 TERRACES INTERNAL EXISTING CONDITION CLASSIFICATION
- **C** REFER TO SCHEDULE 9605 TERRACES INTERNAL EXISTING CONDITION CLASSIFICATION

DEMOLITION PLAN KEY

1. CUT OPENING IN EXISTING WALL AND MAKE GOOD SURROUNDING WALLS
2. REMOVE PORTION OF EXISTING WALL TO INSTALL A NEW DOOR AND FRAME. REFER TO PLANS AND DOOR SCHEDULES FOR SIZE AND LOCATION
3. REMOVE PORTION OF EXISTING WALL TO INSTALL A NEW WINDOW AND FRAME. REFER TO PLANS AND WINDOW SCHEDULES FOR SIZE AND LOCATION
4. REMOVE EXISTING STAIR, RAILING AND SUPPORTS
5. REMOVE EXISTING EXTERNAL STEPS, RAMP, RAILING AND SUPPORTS
6. REMOVE ROOFING SYSTEM, DECK AND SUPPORTS
7. REMOVE EXISTING DOOR, FRAME AND HARDWARE
8. REHANG EXISTING DOOR, FRAME AND HARDWARE TO OPEN IN OPPOSITE DIRECTION
9. REMOVE EXISTING WINDOW, FRAME, SILL AND ALL ASSOCIATED COMPONENTS
10. REMOVE EXISTING ALUMINIUM WINDOW, FRAME, SILL AND ALL ASSOCIATED COMPONENTS AND REPLACE WITH TIMBER FRAMED WINDOW
11. REMOVE EXISTING BATHROOM, LAUNDRY, CUT AND CAP OFF ALL EXISTING SERVICES, PLUMBING FIXTURES AND AND ALL ASSOCIATED COMPONENTS. PATCH FLOOR FOR NEW FINISHES
12. REMOVE EXISTING KITCHEN, CUT AND CAP OFF ALL EXISTING SERVICES, PLUMBING FIXTURES AND AND ALL ASSOCIATED COMPONENTS WHERE NEW BEDROOMS ARE PROPOSED. REFER TO A2000 SET DRAWINGS FOR LOCATION
13. REMOVE MANTLE AND STORE FOR RE-INSTATE
14. REMOVE MANTLE AND FIREPLACE AND STORE FOR RE-INSTATE
15. REMOVE EXISTING FENCE AND ALL ASSOCIATED COMPONENTS
16. REMOVE AND REPLACE EXISTING ROOF SHEET, GUTTER AND DOWNPIPE

Key

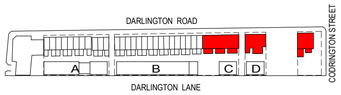

Revisions

No.	Date	Description	Ver	App'd
1	05/09/16	DRAFT DA SUBMISSION	NZ	VB
2	17/10/16	DRAFT DA SUBMISSION	VB	JW
3	18/11/16	DRAFT DA SUBMISSION	VB	JW
4	25/11/16	SSDA ISSUE	VB	JW
5	13/10/20	REVISED SSDA ISSUE	VB	JW

Client: THE UNIVERSITY OF SYDNEY

Architect: AJ+C Allen Jack+Cottier
79 Myrtle Street Chippendale NSW 2008 AUSTRALIA
ph +61 2 9311 8222 fx +61 2 9311 8200
ABN 53 003 782 250

Project: DARLINGTON ROAD TERRACES MIXED USE BUILDING ADDITIONS AND ALTERATIONS TO THE DARLINGTON ROAD TERRACES AND PUBLIC DOMAIN IMPROVEMENTS
Darlington Road DARLINGTON
NSW 2008
Proj. No. 14051

Drawing Title: PART DEMOLITION PLAN - TERRACE NO.103-86 - L2

Drawing Status: NOT FOR CONSTRUCTION

Scale: 1 : 100 @A1

Drawing No.: DA1108

Issue: 5

0 1.000 2.000 4.000 8.000 m

PLOT DATE & TIME: 14/10/2020 6:10:48 AM
PLOTTED & CHECKED BY: Author
REF: D:\14051_Master_Detailing.rvt

Do not scale drawings. Use figured dimensions only. Check & verify levels and dimensions on site prior to the commencement of any work, the preparation of shop drawings or the fabrication of components. This drawing is the copyright of Allen Jack + Cottier Architects and is protected under the Copyright Act 1968. Do not alter, reproduce or transmitt in any form, or by any means without the express permission of Allen Jack + Cottier Architects. Nominated Architects: Michael Heenan 5264, Peter Ireland 6661

DEMOLITION PLAN LEGEND

- EXISTING WALL TO BE RETAINED
- EXISTING WALL TO BE DEMOLISHED
- EXISTING ITEM TO BE DEMOLISHED

GENERAL DEMOLITION NOTES

1. DEMOLISH EXISTING WALLS, FLOORS, STAIRS, WINDOWS, DOORS AND JOINERY AS SHOWN IN RED DOTTED ON DRAWINGS
2. PROVIDE TEMPORARY SUPPORT AS REQUIRED TO ENSURE STABILITY OF THE EXISTING STRUCTURE
3. REMOVE TREES AS SHOWN IN RED DOTTED ON DRAWINGS
4. THE CONTRACTOR SHALL INSPECT AND DETERMINE THE EXTENT OF WORKS REQUIRED PRIOR TO COMMENCEMENT OF DEMOLITION.
5. CONTRACTOR IS RESPONSIBLE FOR ENSURING THE SEQUENCE OF WORKS IS IN ACCORDANCE WITH STRUCTURAL ENGINEER'S DRAWINGS AND DOES NOT COMPROMISE THE BRACING OF THE EXISTING STRUCTURE
6. MAINTAIN EXISTING SERVICES, WHERE REQUIRED. REFER TO ELECTRICAL AND HYDRAULIC ENGINEER'S DRAWINGS AND SPECIFICATIONS
7. CONSULT STRUCTURAL ENGINEER AND ON SITE REQUIREMENTS PRIOR TO COMMENCEMENT OF DEMOLITION WORKS
8. REFER TO SPECIFICATION FOR REQUIREMENTS OF DEMOLITION WORKS
9. REMOVE ALL EXISTING LETTERBOXES FROM FRONT OF TERRACES
10. REMOVE ALL EXISTING AERIALS AND ASSOCIATED WIRING FROM TERRACE FACADES AND ROOFS
11. REFER TO SERVICES DRAWINGS FOR DISCONNECTION AND REMOVAL OF SERVICES
12. TREE PROTECTION ZONE TO BE INSTALLED PRIOR TO DEMOLITION - REFER TO ARBORIST REPORT PREPARED BY ARBORSAFE 'PRE DEVELOPMENT TREE SURVEY_DARLINGTON LANE, UNIVERSITY OF SYDNEY' (DATED JULY 9TH, 2014)

TERRACES INTERNAL EXISTING CONDITIONS CLASSIFICATION KEY

- **A** REFER TO SCHEDULE 9605 TERRACES INTERNAL EXISTING CONDITION CLASSIFICATION
- **B** REFER TO SCHEDULE 9605 TERRACES INTERNAL EXISTING CONDITION CLASSIFICATION
- **C** REFER TO SCHEDULE 9605 TERRACES INTERNAL EXISTING CONDITION CLASSIFICATION

DEMOLITION PLAN KEY

1. CUT OPENING IN EXISTING WALL AND MAKE GOOD SURROUNDING WALLS
2. REMOVE PORTION OF EXISTING WALL TO INSTALL A NEW DOOR AND FRAME. REFER TO PLANS AND DOOR SCHEDULES FOR SIZE AND LOCATION
3. REMOVE PORTION OF EXISTING WALL TO INSTALL A NEW WINDOW AND FRAME. REFER TO PLANS AND WINDOW SCHEDULES FOR SIZE AND LOCATION
4. REMOVE EXISTING STAIR, RAILING AND SUPPORTS
5. REMOVE EXISTING EXTERNAL STEPS, RAMP, RAILING AND SUPPORTS
6. REMOVE ROOFING SYSTEM, DECK AND SUPPORTS
7. REMOVE EXISTING DOOR, FRAME AND HARDWARE
8. REHANG EXISTING DOOR, FRAME AND HARDWARE TO OPEN IN OPPOSITE DIRECTION
9. REMOVE EXISTING WINDOW, FRAME, SILL AND ALL ASSOCIATED COMPONENTS
10. REMOVE EXISTING ALUMINIUM WINDOW, FRAME, SILL AND ALL ASSOCIATED COMPONENTS AND REPLACE WITH TIMBER FRAMED WINDOW
11. REMOVE EXISTING BATHROOM, LAUNDRY, CUT AND CAP OFF ALL EXISTING SERVICES, PLUMBING FIXTURES AND AND ALL ASSOCIATED COMPONENTS. PATCH FLOOR FOR NEW FINISHES
12. REMOVE EXISTING KITCHEN, CUT AND CAP OFF ALL EXISTING SERVICES, PLUMBING FIXTURES AND AND ALL ASSOCIATED COMPONENTS WHERE NEW BEDROOMS ARE PROPOSED. REFER TO A2000 SET DRAWINGS FOR LOCATION
13.
14. REMOVE MANTLE AND STORE FOR RE-INSTATE
15. REMOVE MANTLE AND FIREPLACE AND STORE FOR RE-INSTATE
16. REMOVE EXISTING FENCE AND ALL ASSOCIATED COMPONENTS

REMOVE AND REPLACE EXISTING ROOF SHEET, GUTTER AND DOWNPIPE

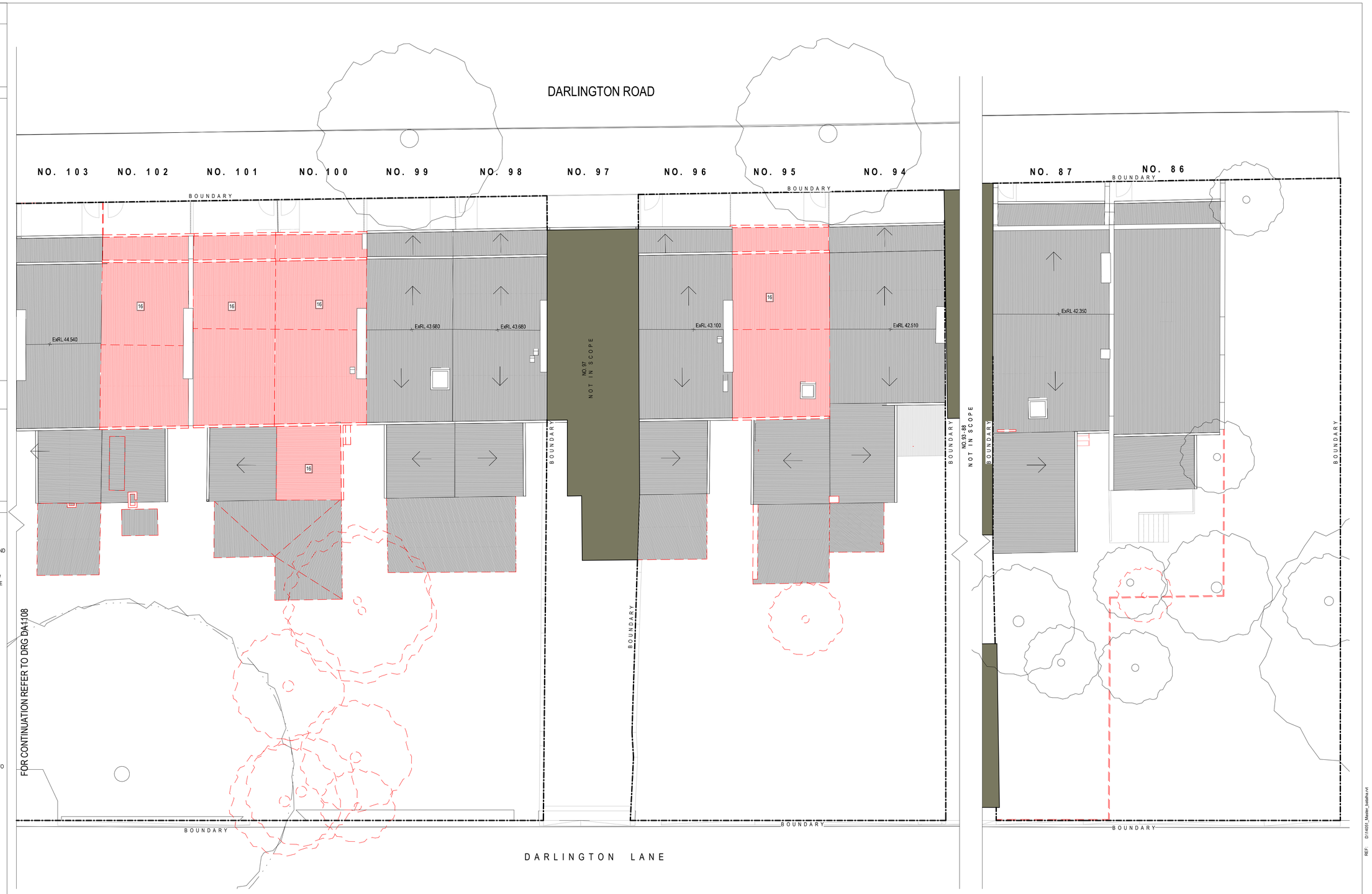

Key

Revisions

No.	Date	Description	Ver	App'd
1	05/09/16	DRAFT DA SUBMISSION	NZ	VB
2	17/10/16	DRAFT DA SUBMISSION	VB	JW
3	18/11/16	DRAFT DA SUBMISSION	VB	JW
4	25/11/16	SSDA ISSUE	VB	JW
5	13/10/20	REVISED SSDA ISSUE	VB	JW

Client: THE UNIVERSITY OF SYDNEY

Architect: AJ+C Allen Jack+Cottier
79 Myrtle Street Chippendale NSW 2008 AUSTRALIA
ph +61 2 9311 8222 fx +61 2 9311 8200
ABN 53 003 782 250

Project: DARLINGTON ROAD TERRACES MIXED USE BUILDING ADDITIONS AND ALTERATIONS TO THE DARLINGTON ROAD TERRACES AND PUBLIC DOMAIN IMPROVEMENTS
Darlington Road DARLINGTON NSW 2008
Proj. No. 14051

Drawing Title: PART DEMOLITION PLAN - TERRACE NO.103-86 - ROOF

Drawing Status: NOT FOR CONSTRUCTION

Scale: 1 : 100 @A1

Drawing No. DA1109

Issue 5

0 1.000 2.000 4.000 8.000 m

PLOT DATE & TIME: 14/10/2020 8:10:53 AM PLOTTED & CHECKED BY: Author REF: D:\14051_Master_Satellite.rvt

Do not scale drawings. Use figured dimensions only. Check & verify levels and dimensions on site prior to the commencement of any work, the preparation of shop drawings or the fabrication of components. This drawing is the copyright of Allen Jack + Cottier Architects and is protected under the Copyright Act 1968. Do not alter, reproduce or transmit in any form, or by any means without the express permission of Allen Jack + Cottier Architects. Nominated Architects: Michael Heenan 5264, Peter Ireland 6661

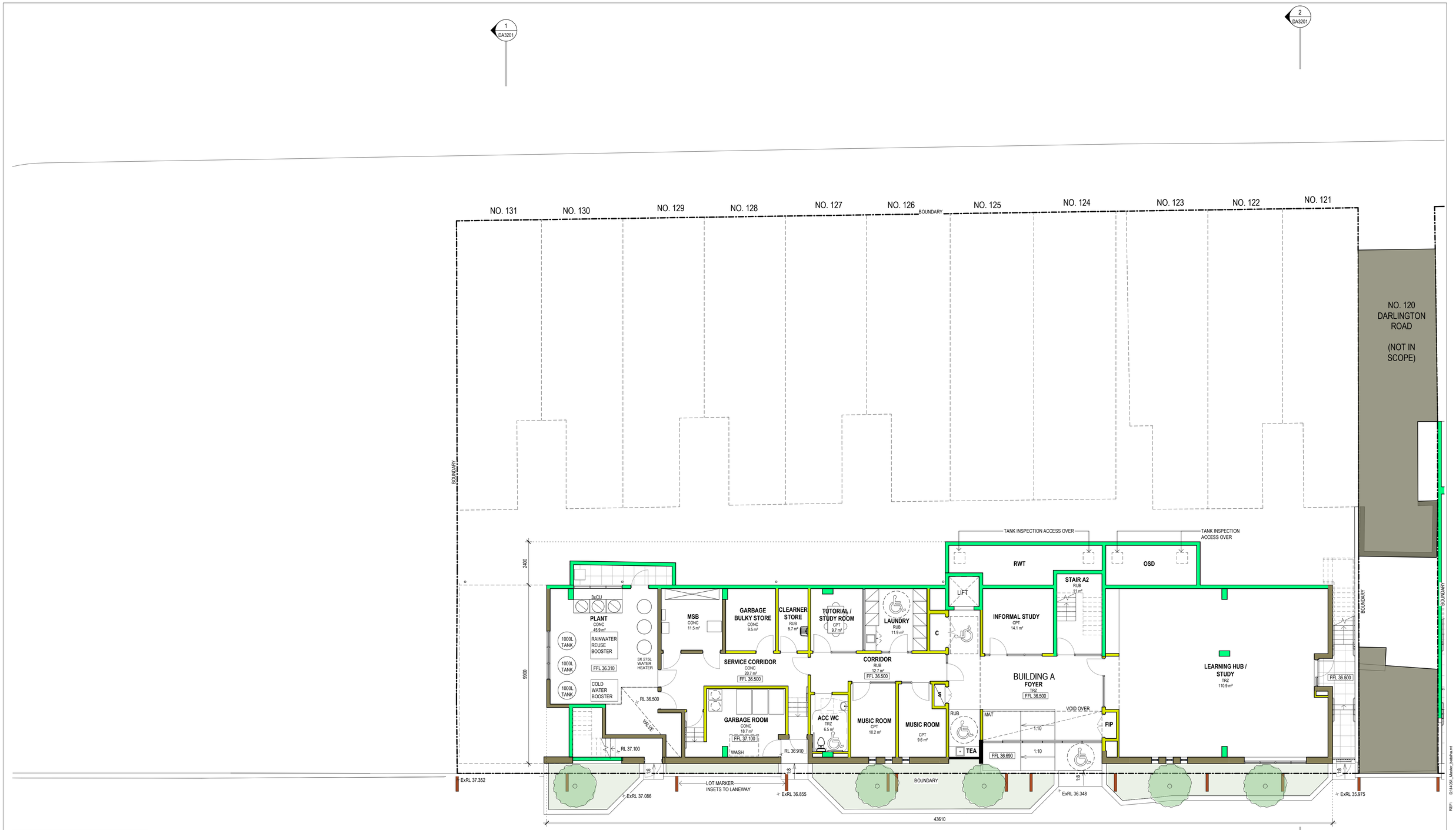

MATERIALS KEY

- EXISTING FABRIC TO BE RETAINED
- PROPOSED - CONCRETE
- PROPOSED - GLAZING
- PROPOSED - LIGHTWEIGHT WALL
- PROPOSED - MASONRY

Key

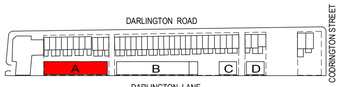

Revisions

No.	Date	Description	Ver	App'd
1	05/09/16	DRAFT DA SUBMISSION	NZ	VB
2	05/10/16	ISSUE FOR CONSULTANTS COORDINATION	NZ	VB
3	17/10/16	DRAFT DA SUBMISSION	VB	JW
4	18/11/16	DRAFT DA SUBMISSION	VB	JW
5	25/11/16	SSDA ISSUE	VB	JW
6	21/03/18	SSDA ISSUE	VB	JW
7	14/10/19	REVISED SSDA ISSUE	VB	JW
8	13/10/20	REVISED SSDA ISSUE	VB	JW

N

Client

THE UNIVERSITY OF SYDNEY

Architect

AJ+C
ALLEN JACK+COTTIER

79 Myrtle Street Chippendale NSW 2008 AUSTRALIA
ph +61 2 9311 8222 fx +61 2 9311 8200
ABN 53 003 782 250

Project

DARLINGTON ROAD TERRACES MIXED USE BUILDING ADDITIONS AND ALTERATIONS TO THE DARLINGTON ROAD TERRACES AND PUBLIC DOMAIN IMPROVEMENTS
Darlington Road DARLINGTON
NSW 2008
Proj. No. 14051

Drawing Title

PLAN - BUILDING A - L1

Drawing Status

NOT FOR CONSTRUCTION

Scale: 1 : 100 @A1

Drawing No.: DA2101

Issue: 8

0 1.000 2.000 4.000 8.000 m

Do not scale drawings. Use figured dimensions only. Check & verify levels and dimensions on site prior to the commencement of any work, the preparation of shop drawings or the fabrication of components. This drawing is the copyright of Allen Jack + Cottier Architects and is protected under the Copyright Act 1968. Do not alter, reproduce or transmitt in any form, or by any means without the express permission of Allen Jack + Cottier Architects. Nominated Architects: Michael Heenan 5264, Peter Ireland 6661

PLOT DATE & TIME: 14/10/2020 8:10:58 AM PLOTTED & CHECKED BY: Author REF: D:\14051_Master_batatha.rvt

Key

Revisions

No.	Date	Description	Ver	App'd
1	05/09/16	DRAFT DA SUBMISSION	NZ	VB
2	05/10/16	ISSUE FOR CONSULTANTS COORDINATION	NZ	VB
3	17/10/16	DRAFT DA SUBMISSION	VB	JW
4	18/11/16	DRAFT DA SUBMISSION	VB	JW
5	25/11/16	SSDA ISSUE	VB	JW
6	21/03/18	SSDA ISSUE	VB	JW
7	14/10/19	REVISED SSDA ISSUE	VB	JW
8	13/10/20	REVISED SSDA ISSUE	VB	JW

Client

THE UNIVERSITY OF SYDNEY

Architect

AJ+C
ALLEN JACK+COTTIER

79 Myrtle Street Chippendale NSW 2008 AUSTRALIA
ph +61 2 9311 8222 fx +61 2 9311 8200
ABN 53 003 782 250

Project

DARLINGTON ROAD TERRACES MIXED USE BUILDING ADDITIONS AND ALTERATIONS TO THE DARLINGTON ROAD TERRACES AND PUBLIC DOMAIN IMPROVEMENTS
Darlington Road DARLINGTON
NSW 2008
Proj. No. 14051

Drawing Title

PLAN - BUILDING A - L2 & TERRACE NO.131-121 - L1 & BICYCLE RACKS BLD. NO. 132

Drawing Status

NOT FOR CONSTRUCTION

Scale: 1 : 100 @A1

Drawing No.: DA2102

Issue: 8

0 1.000 2.000 4.000 8.000 m

REF: D:\14051_Master_batatha.rvt

PLOTTED & CHECKED BY: Author

PLOT DATE & TIME: 14/10/2020 8:11:19 AM

Do not scale drawings. Use figured dimensions only. Check & verify levels and dimensions on site prior to the commencement of any work, the preparation of shop drawings or the fabrication of components. This drawing is the copyright of Allen Jack + Cottier Architects and is protected under the Copyright Act 1968. Do not alter, reproduce or transmit in any form, or by any means without the express permission of Allen Jack + Cottier Architects. Nominated Architects: Michael Heenan 5264, Peter Ireland 6661

MATERIALS KEY

- EXISTING FABRIC TO BE RETAINED
- PROPOSED - CONCRETE
- PROPOSED - GLAZING
- PROPOSED - LIGHTWEIGHT WALL
- PROPOSED - MASONRY

Key

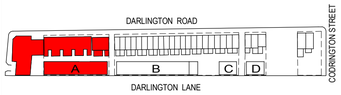

Revisions

No.	Date	Description	Ver	App'd
1	05/09/16	DRAFT DA SUBMISSION	NZ	VB
2	05/10/16	ISSUE FOR CONSULTANTS COORDINATION	NZ	VB
3	17/10/16	DRAFT DA SUBMISSION	VB	JW
4	18/11/16	DRAFT DA SUBMISSION	VB	JW
5	25/11/16	SSDA ISSUE	VB	JW
6	21/03/18	SSDA ISSUE	VB	JW
7	14/10/19	REVISED SSDA ISSUE	VB	JW
8	13/10/20	REVISED SSDA ISSUE	VB	JW

N

Client

THE UNIVERSITY OF SYDNEY

Architect

AJ+C
ALLEN JACK+COTTIER

79 Myrtle Street Chippendale NSW 2008 AUSTRALIA
ph +61 2 9311 8222 fx +61 2 9311 8200
ABN 53 003 782 250

Project

DARLINGTON ROAD TERRACES MIXED USE BUILDING ADDITIONS AND ALTERATIONS TO THE DARLINGTON ROAD TERRACES AND PUBLIC DOMAIN IMPROVEMENTS
Darlington Road DARLINGTON
NSW 2008
Proj. No. 14051

Drawing Title

PLAN - BUILDING A - L3 & TERRACE NO.131-121 - L2

Drawing Status

NOT FOR CONSTRUCTION

Scale: 1 : 100 @A1

Drawing No.: DA2103

Issue: 8

0 1.000 2.000 4.000 8.000 m

PLOT DATE & TIME: 14/10/2020 8:11:18 AM
PLOTTED & CHECKED BY: Author
REF: D:\14051_Master_batatha.rvt

Do not scale drawings. Use figured dimensions only. Check & verify levels and dimensions on site prior to the commencement of any work, the preparation of shop drawings or the fabrication of components. This drawing is the copyright of Allen Jack + Cottier Architects and is protected under the Copyright Act 1968. Do not alter, reproduce or transmit in any form, or by any means without the express permission of Allen Jack + Cottier Architects. Nominated Architects: Michael Heenan 5264, Peter Ireland 6661

Key

Revisions

No.	Date	Description	Ver	App'd
1	05/09/16	DRAFT DA SUBMISSION	NZ	VB
2	05/10/16	ISSUE FOR CONSULTANTS COORDINATION	NZ	VB
3	17/10/16	DRAFT DA SUBMISSION	VB	JW
4	18/11/16	DRAFT DA SUBMISSION	VB	JW
5	25/11/16	SSDA ISSUE	VB	JW
6	21/03/18	SSDA ISSUE	VB	JW
7	14/10/19	REVISED SSDA ISSUE	VB	JW
8	13/10/20	REVISED SSDA ISSUE	VB	JW

N

Client

THE UNIVERSITY OF SYDNEY

Architect

AJ+C
ALLEN JACK+COTTIER

79 Myrtle Street Chippendale NSW 2008 AUSTRALIA
ph +61 2 9311 8222 fx +61 2 9311 8200
ABN 53 003 782 250

Project

DARLINGTON ROAD TERRACES MIXED USE BUILDING ADDITIONS AND ALTERATIONS TO THE DARLINGTON ROAD TERRACES AND PUBLIC DOMAIN IMPROVEMENTS
Darlington Road DARLINGTON
NSW 2008
Proj. No. 14051

Drawing Title

PLAN - BUILDING A - L4 PLAN & TERRACE NO.131-121 ROOF

Drawing Status

NOT FOR CONSTRUCTION

Scale
1 : 100 @A1

Drawing No.
DA2104

Issue
8

0 1.000 2.000 4.000 8.000 m

Do not scale drawings. Use figured dimensions only. Check & verify levels and dimensions on site prior to the commencement of any work, the preparation of shop drawings or the fabrication of components. This drawing is the copyright of Allen Jack + Cottier Architects and is protected under the Copyright Act 1968. Do not alter, reproduce or transmit in any form, or by any means without the express permission of Allen Jack + Cottier Architects. Nominated Architects: Michael Heenan 5264, Peter Ireland 6661

PLOT DATE & TIME: 14/10/2020 8:11:26 AM PLOTTED & CHECKED BY: Author REF: D:\14051_Master_batatha.rvt

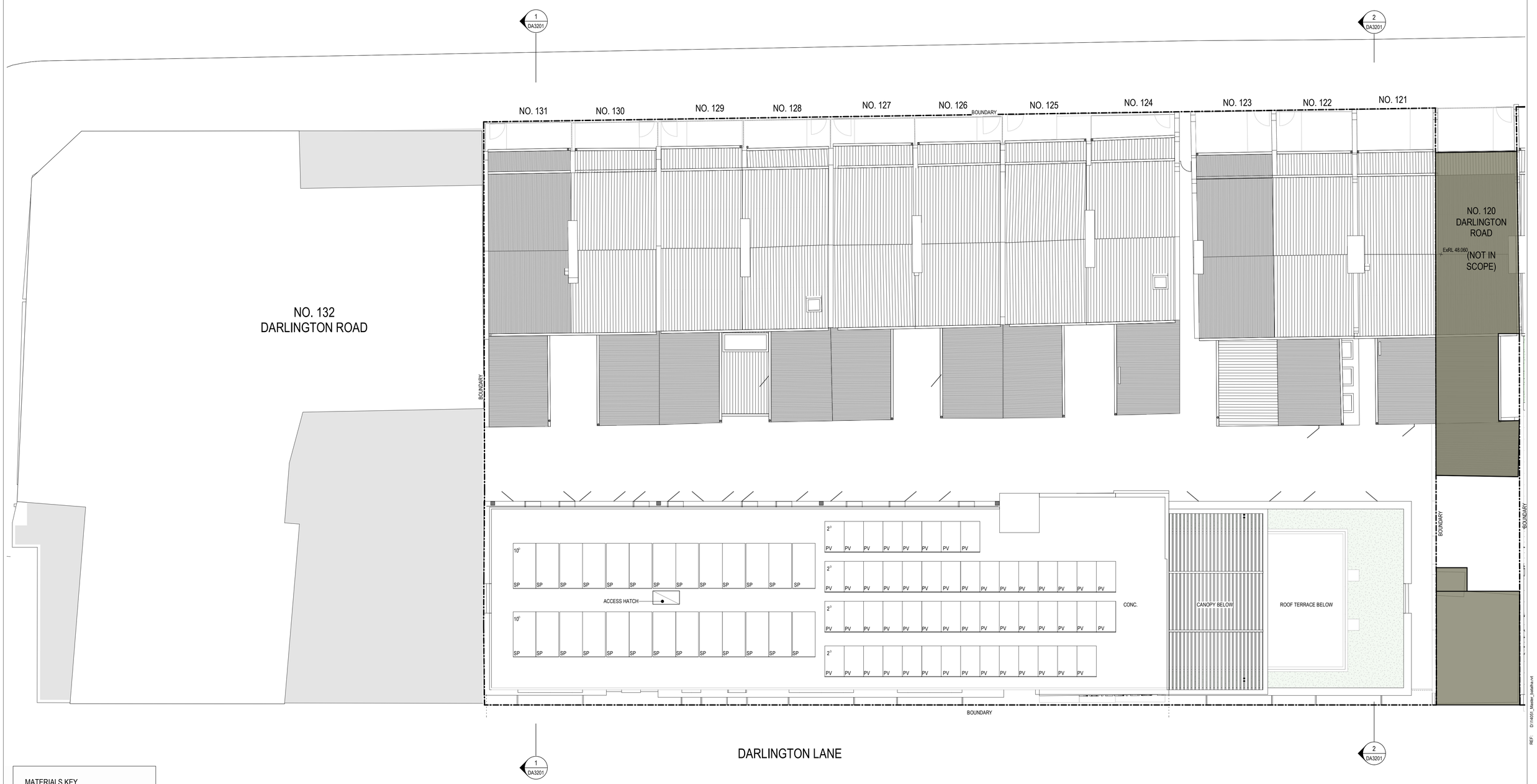

MATERIALS KEY

- EXISTING FABRIC TO BE RETAINED
- PROPOSED - CONCRETE
- PROPOSED - GLAZING
- PROPOSED - LIGHTWEIGHT WALL
- PROPOSED - MASONRY

Key

Revisions

No.	Date	Description	Ver	App'd
1	05/09/16	DRAFT DA SUBMISSION	NZ	VB
2	05/10/16	ISSUE FOR CONSULTANTS COORDINATION	NZ	VB
3	17/10/16	DRAFT DA SUBMISSION	VB	JW
4	18/11/16	DRAFT DA SUBMISSION	VB	JW
5	25/11/16	SSDA ISSUE	VB	JW
6	21/03/18	SSDA ISSUE	VB	JW
7	14/10/19	REVISED SSDA ISSUE	VB	JW
8	13/10/20	REVISED SSDA ISSUE	VB	JW

N

Client

THE UNIVERSITY OF SYDNEY

Architect

AJ+C
ALLEN JACK+COTTIER

79 Myrtle Street Chippendale NSW 2008 AUSTRALIA
ph +61 2 9311 8222 fx +61 2 9311 8200
ABN 53 003 782 250

Project

DARLINGTON ROAD TERRACES MIXED USE BUILDING ADDITIONS AND ALTERATIONS TO THE DARLINGTON ROAD TERRACES AND PUBLIC DOMAIN IMPROVEMENTS
Darlington Road DARLINGTON
NSW 2008
Proj. No. 14051

Drawing Title

PLAN - BUILDING A - ROOF

Drawing Status

NOT FOR CONSTRUCTION

Scale: 1 : 100 @A1

Drawing No.: DA2105

Issue: 8

0 1.000 2.000 4.000 8.000 m

PLOT DATE & TIME: 14/10/2020 8:11:32 AM
PLOTTED & CHECKED BY: Author
REF: D:\14051_Master_Satellite.rvt

Do not scale drawings. Use figured dimensions only. Check & verify levels and dimensions on site prior to the commencement of any work, the preparation of shop drawings or the fabrication of components. This drawing is the copyright of Allen Jack + Cottier Architects and is protected under the Copyright Act 1968. Do not alter, reproduce or transmit in any form, or by any means without the express permission of Allen Jack + Cottier Architects. Nominated Architects: Michael Heenan 5264, Peter Ireland 6661

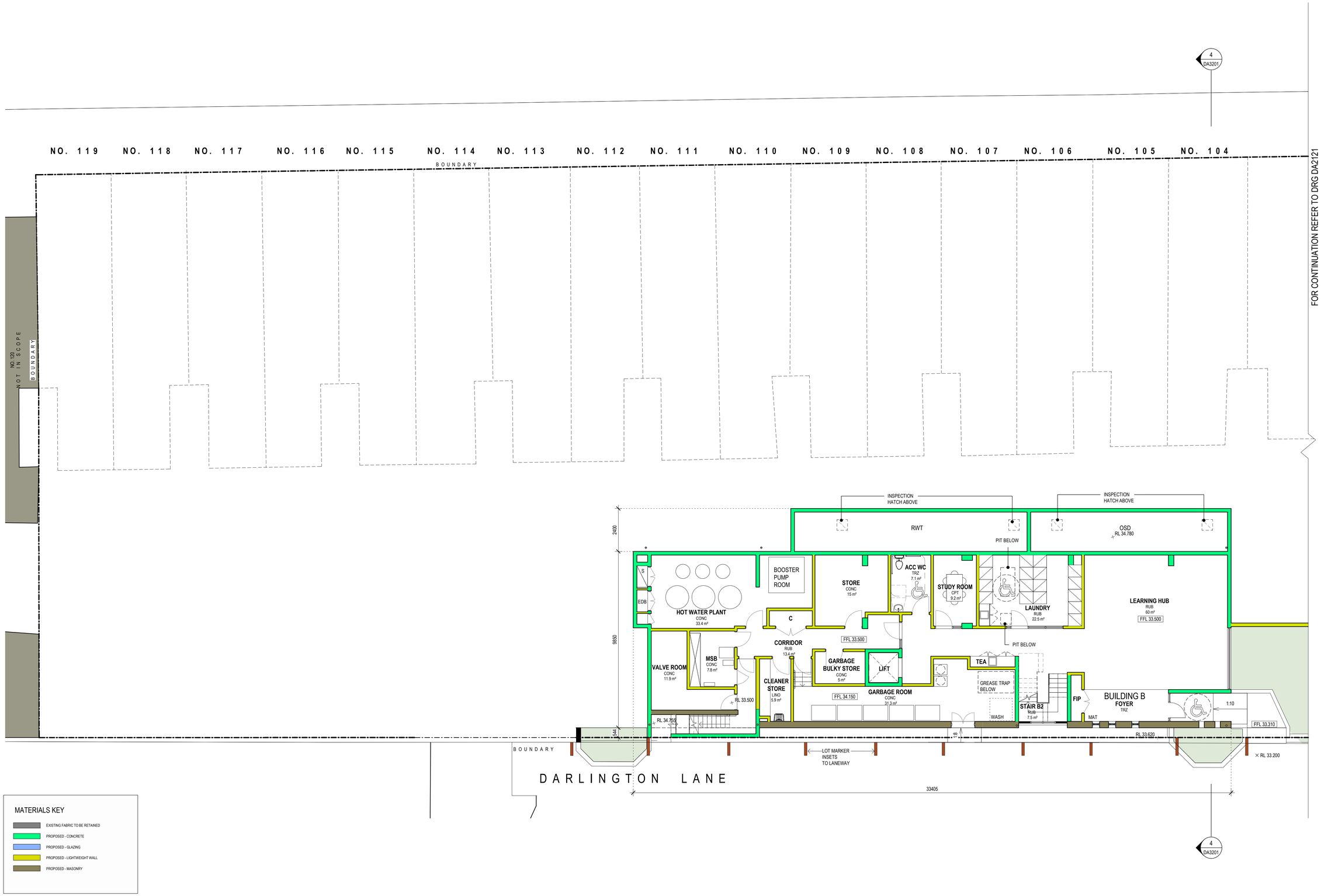

MATERIALS KEY

- EXISTING FABRIC TO BE RETAINED
- PROPOSED - CONCRETE
- PROPOSED - GLAZING
- PROPOSED - LIGHTWEIGHT WALL
- PROPOSED - MASONRY

Key

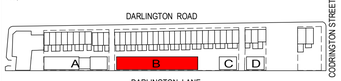

Revisions

No.	Date	Description	Ver	App'd
1	05/09/16	DRAFT DA SUBMISSION	NZ	VB
2	05/10/16	ISSUE FOR CONSULTANTS COORDINATION	NZ	VB
3	17/10/16	DRAFT DA SUBMISSION	VB	JW
4	18/11/16	DRAFT DA SUBMISSION	VB	JW
5	25/11/16	SSDA ISSUE	VB	JW
6	21/03/18	SSDA ISSUE	VB	JW
7	14/10/19	REVISED SSDA ISSUE	VB	JW
8	13/10/20	REVISED SSDA ISSUE	VB	JW

Client

THE UNIVERSITY OF SYDNEY

Architect

AJ+C
ALLEN JACK+COTTIER

79 Myrtle Street Chippendale NSW 2008 AUSTRALIA
ph +61 2 9311 8222 fx +61 2 9311 8200
ABN 53 003 782 250

Project

DARLINGTON ROAD TERRACES MIXED USE BUILDING ADDITIONS AND ALTERATIONS TO THE DARLINGTON ROAD TERRACES AND PUBLIC DOMAIN IMPROVEMENTS
Darlington Road DARLINGTON
NSW 2008
Proj. No. 14051

Drawing Title

PLAN - BUILDING B - L1

Drawing Status

NOT FOR CONSTRUCTION

Scale: 1 : 100 @A1

Drawing No.: DA2111

Issue: 8

0 1.000 2.000 4.000 8.000 m

PLOT DATE & TIME: 14/10/2020 8:11:37 AM
PLOTTED & CHECKED BY: Author
REF: D:\14051_Master_Detailing.rvt

Do not scale drawings. Use figured dimensions only. Check & verify levels and dimensions on site prior to the commencement of any work, the preparation of shop drawings or the fabrication of components. This drawing is the copyright of Allen Jack + Cottier Architects and is protected under the Copyright Act 1968. Do not alter, reproduce or transmitt in any form, or by any means without the express permission of Allen Jack + Cottier Architects. Nominated Architects: Michael Heenan 5264, Peter Ireland 6661

MATERIALS KEY

- EXISTING FABRIC TO BE RETAINED
- PROPOSED - CONCRETE
- PROPOSED - GLAZING
- PROPOSED - LIGHTWEIGHT WALL
- PROPOSED - MASONRY

Key

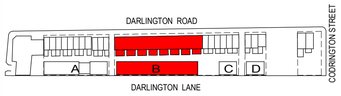

Revisions

No.	Date	Description	Ver	App'd
1	05/09/16	DRAFT DA SUBMISSION	NZ	VB
2	05/10/16	ISSUE FOR CONSULTANTS COORDINATION	NZ	VB
3	17/10/16	DRAFT DA SUBMISSION	VB	JW
4	18/11/16	DRAFT DA SUBMISSION	VB	JW
5	25/11/16	SSDA ISSUE	VB	JW
6	21/03/18	SSDA ISSUE	VB	JW
7	14/10/19	REVISED SSDA ISSUE	VB	JW
8	13/10/20	REVISED SSDA ISSUE	VB	JW

N

Client

THE UNIVERSITY OF SYDNEY

Architect

AJ+C
ALLEN JACK+COTTIER

79 Myrtle Street Chippendale NSW 2008 AUSTRALIA
ph +61 2 9311 8222 fx +61 2 9311 8200
ABN 53 003 782 250

Project

DARLINGTON ROAD TERRACES MIXED USE BUILDING ADDITIONS AND ALTERATIONS TO THE DARLINGTON ROAD TERRACES AND PUBLIC DOMAIN IMPROVEMENTS
Darlington Road DARLINGTON
NSW 2008
Proj. No. 14051

Drawing Title

PLAN - BUILDING B - L2 & TERRACE NO.119-104 - L1

Drawing Status

NOT FOR CONSTRUCTION

Scale

1 : 100 @A1

Drawing No.

DA2112

Issue

8

0 1.000 2.000 4.000 8.000 m

PLOT DATE & TIME: 14/10/2020 8:11:50 AM
PLOTTED & CHECKED BY: Author
REF: D:\14051_Master_batsha.rvt

Do not scale drawings. Use figured dimensions only. Check & verify levels and dimensions on site prior to the commencement of any work, the preparation of shop drawings or the fabrication of components. This drawing is the copyright of Allen Jack + Cottier Architects and is protected under the Copyright Act 1968. Do not alter, reproduce or transmit in any form, or by any means without the express permission of Allen Jack + Cottier Architects. Nominated Architects: Michael Heenan 5264, Peter Ireland 6661

MATERIALS KEY

- EXISTING FABRIC TO BE RETAINED
- PROPOSED - CONCRETE
- PROPOSED - GLAZING
- PROPOSED - LIGHTWEIGHT WALL
- PROPOSED - MASONRY

Key

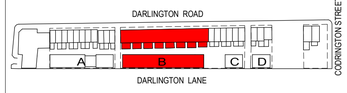

Revisions

No.	Date	Description	Ver	App'd
1	05/09/16	DRAFT DA SUBMISSION	NZ	VB
2	05/10/16	ISSUE FOR CONSULTANTS COORDINATION	NZ	VB
3	17/10/16	DRAFT DA SUBMISSION	VB	JW
4	18/11/16	DRAFT DA SUBMISSION	VB	JW
5	25/11/16	SSDA ISSUE	VB	JW
6	21/03/18	SSDA ISSUE	VB	JW
7	14/10/19	REVISED SSDA ISSUE	VB	JW
8	13/10/20	REVISED SSDA ISSUE	VB	JW

Client

THE UNIVERSITY OF SYDNEY

Architect

AJ+C ALLEN JACK+COTTIER

79 Myrtle Street Chippendale NSW 2008 AUSTRALIA
ph +61 2 9311 8222 fx +61 2 9311 8200
ABN 53 003 782 250

Project

DARLINGTON ROAD TERRACES MIXED USE BUILDING ADDITIONS AND ALTERATIONS TO THE DARLINGTON ROAD TERRACES AND PUBLIC DOMAIN IMPROVEMENTS
Darlington Road DARLINGTON
NSW 2008
Proj. No. 14051

Drawing Title

PLAN - BUILDING B - L3 & TERRACE NO.119-104 - L2

Drawing Status

NOT FOR CONSTRUCTION

Scale: 1 : 100 @A1

Drawing No.: DA2113

Issue: 8

0 1.000 2.000 4.000 8.000 m

PLOTTED & CHECKED BY: Author

REF: D:\14051_Master_batatha.rvt

PLOT DATE & TIME: 14/10/2020 6:11:59 AM

Do not scale drawings. Use figured dimensions only. Check & verify levels and dimensions on site prior to the commencement of any work, the preparation of shop drawings or the fabrication of components. This drawing is the copyright of Allen Jack + Cottier Architects and is protected under the Copyright Act 1968. Do not alter, reproduce or transmitt in any form, or by any means without the express permission of Allen Jack + Cottier Architects. Nominated Architects: Michael Heenan 5264, Peter Ireland 6661

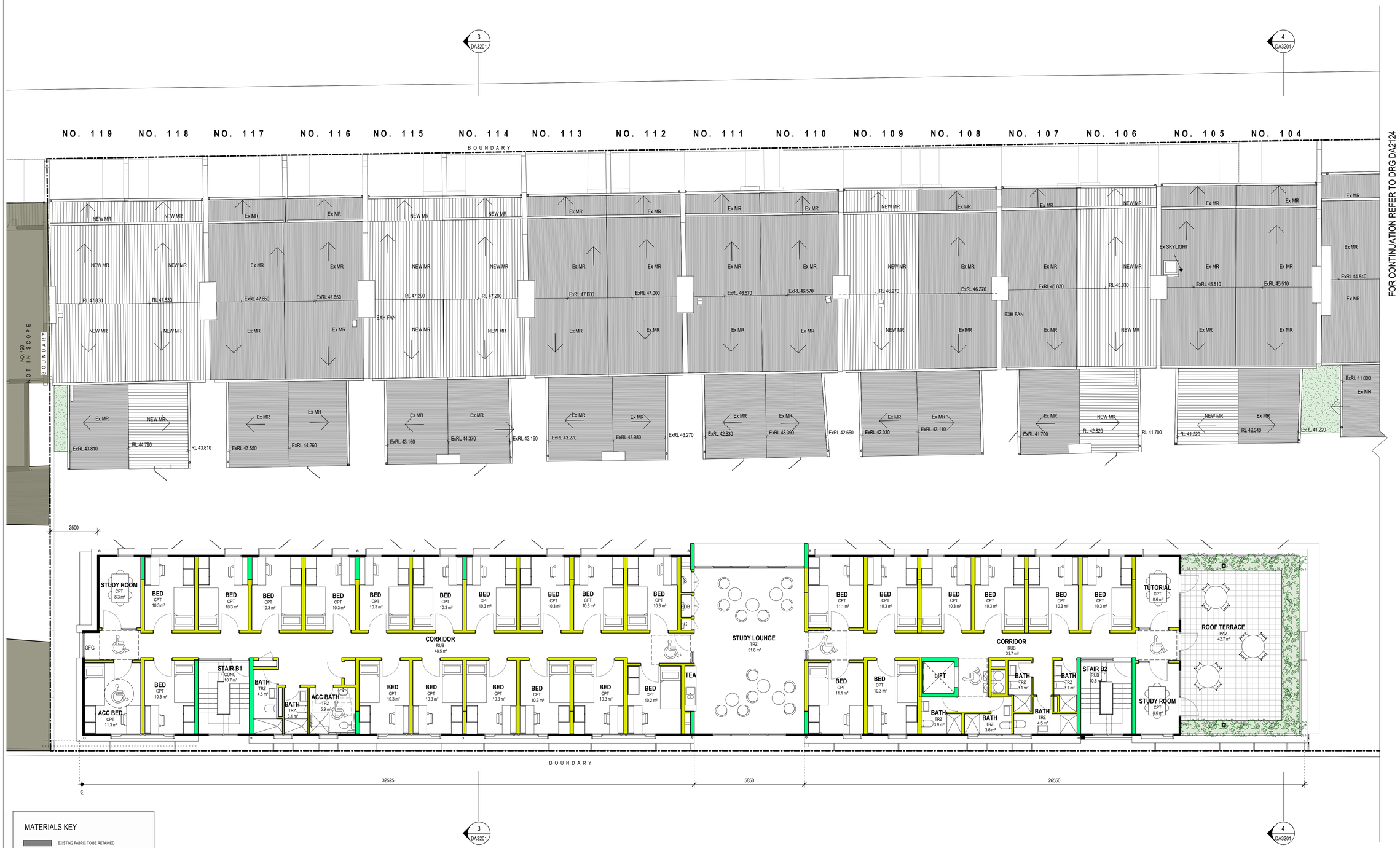

MATERIALS KEY

- EXISTING FABRIC TO BE RETAINED
- PROPOSED - CONCRETE
- PROPOSED - GLAZING
- PROPOSED - LIGHTWEIGHT WALL
- PROPOSED - MASONRY

Key

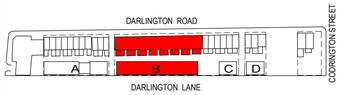

Revisions

No.	Date	Description	Ver	App'd
1	05/09/16	DRAFT DA SUBMISSION	NZ	VB
2	05/10/16	ISSUE FOR CONSULTANTS COORDINATION	NZ	VB
3	17/10/16	DRAFT DA SUBMISSION	VB	JW
4	18/11/16	DRAFT DA SUBMISSION	VB	JW
5	25/11/16	SSDA ISSUE	VB	JW
6	21/03/18	SSDA ISSUE	VB	JW
7	14/10/19	REVISED SSDA ISSUE	VB	JW
8	13/10/20	REVISED SSDA ISSUE	VB	JW

N

Client

THE UNIVERSITY OF SYDNEY

Architect

AJ+C
ALLEN JACK+COTTIER

79 Myrtle Street Chippendale NSW 2008 AUSTRALIA
ph +61 2 9311 8222 fx +61 2 9311 8200
ABN 53 003 782 250

Project

DARLINGTON ROAD TERRACES MIXED USE BUILDING ADDITIONS AND ALTERATIONS TO THE DARLINGTON ROAD TERRACES AND PUBLIC DOMAIN IMPROVEMENTS
Darlington Road DARLINGTON
NSW 2008
Proj. No. 14051

Drawing Title

PLAN - BUILDING B - L4 PLAN & TERRACE NO. 119-104 ROOF

Drawing Status

NOT FOR CONSTRUCTION

Scale: 1 : 100 @A1

Drawing No.: DA2114

Issue: 8

0 1.000 2.000 4.000 8.000 m

PLOT DATE & TIME: 14/10/2020 8:12:10 AM
PLOTTED & CHECKED BY: Author
REF: D:\14051_Master_Jadatha.rvt

Do not scale drawings. Use figured dimensions only. Check & verify levels and dimensions on site prior to the commencement of any work, the preparation of shop drawings or the fabrication of components. This drawing is the copyright of Allen Jack + Cottier Architects and is protected under the Copyright Act 1968. Do not alter, reproduce or transmit in any form, or by any means without the express permission of Allen Jack + Cottier Architects. Nominated Architects: Michael Heenan 5264, Peter Ireland 6661

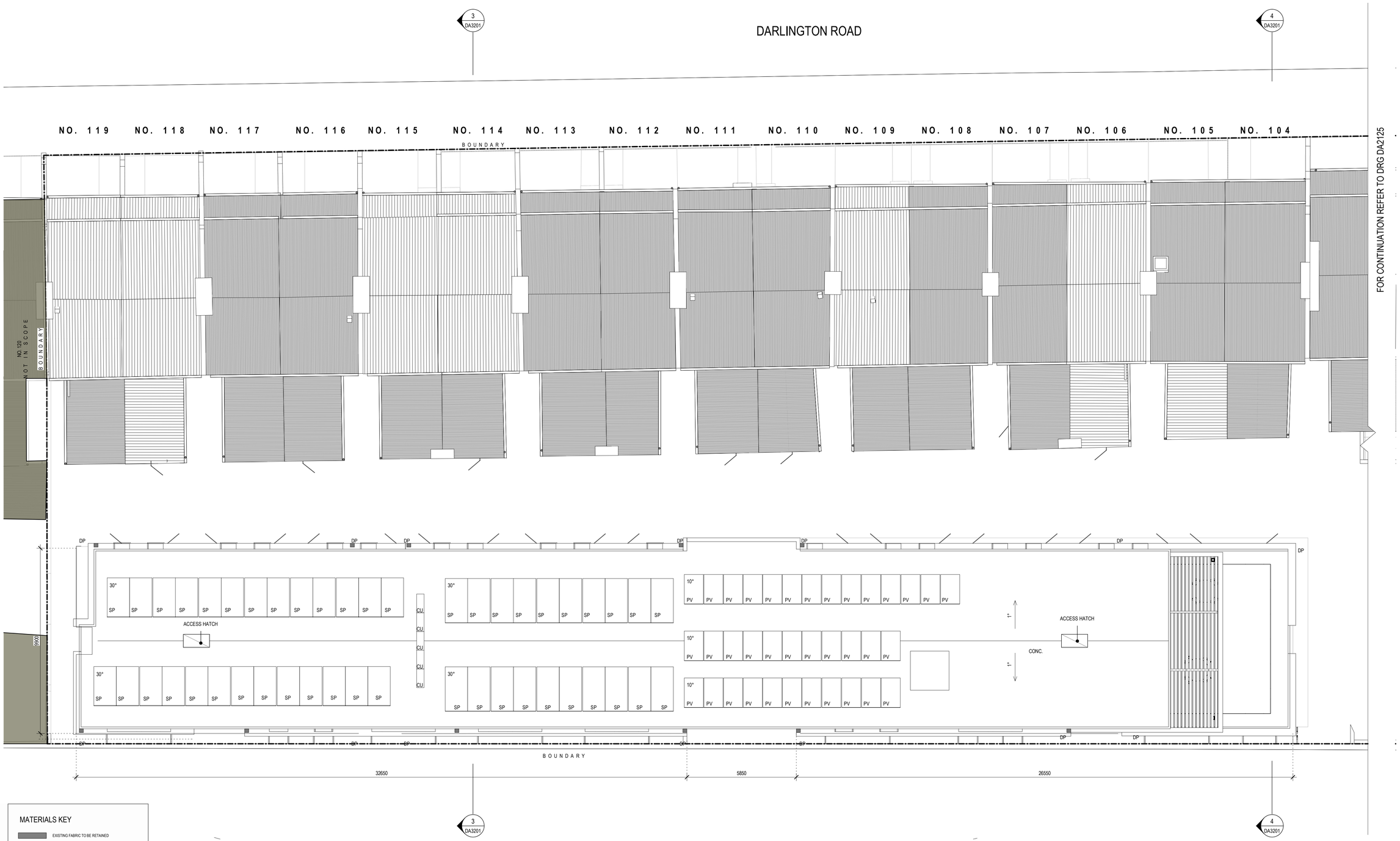

MATERIALS KEY

- EXISTING FABRIC TO BE RETAINED
- PROPOSED - CONCRETE
- PROPOSED - GLAZING
- PROPOSED - LIGHTWEIGHT WALL
- PROPOSED - MASONRY

Key

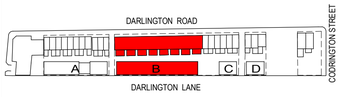

Revisions

No.	Date	Description	Ver	App'd
1	05/09/16	DRAFT DA SUBMISSION	NZ	VB
2	05/10/16	ISSUE FOR CONSULTANTS COORDINATION	NZ	VB
3	17/10/16	DRAFT DA SUBMISSION	VB	JW
4	18/11/16	DRAFT DA SUBMISSION	VB	JW
5	25/11/16	SSDA ISSUE	VB	JW
6	21/03/18	SSDA ISSUE	VB	JW
7	14/10/19	REVISED SSDA ISSUE	VB	JW
8	13/10/20	REVISED SSDA ISSUE	VB	JW

N

Client

THE UNIVERSITY OF SYDNEY

Architect

AJ+C
ALLEN JACK+COTTIER

79 Myrtle Street Chippendale NSW 2008 AUSTRALIA
ph +61 2 9311 8222 fx +61 2 9311 8200
ABN 53 003 782 250

Project

DARLINGTON ROAD TERRACES MIXED USE BUILDING ADDITIONS AND ALTERATIONS TO THE DARLINGTON ROAD TERRACES AND PUBLIC DOMAIN IMPROVEMENTS
Darlington Road DARLINGTON
NSW 2008
Proj. No. 14051

Drawing Title

PLAN - BUILDING B - ROOF

Drawing Status

NOT FOR CONSTRUCTION

Scale: 1 : 100 @A1

Drawing No.: DA2115

Issue: 8

0 1.000 2.000 4.000 8.000 m

PLOT DATE & TIME: 14/10/2020 8:12:16 AM
PLOTTED & CHECKED BY: Author
REF: D:\14051_Master_Details.rvt

Do not scale drawings. Use figured dimensions only. Check & verify levels and dimensions on site prior to the commencement of any work, the preparation of shop drawings or the fabrication of components. This drawing is the copyright of Allen Jack + Cottier Architects and is protected under the Copyright Act 1968. Do not alter, reproduce or transmitt in any form, or by any means without the express permission of Allen Jack + Cottier Architects. Nominated Architects: Michael Heenan 5264, Peter Ireland 6661

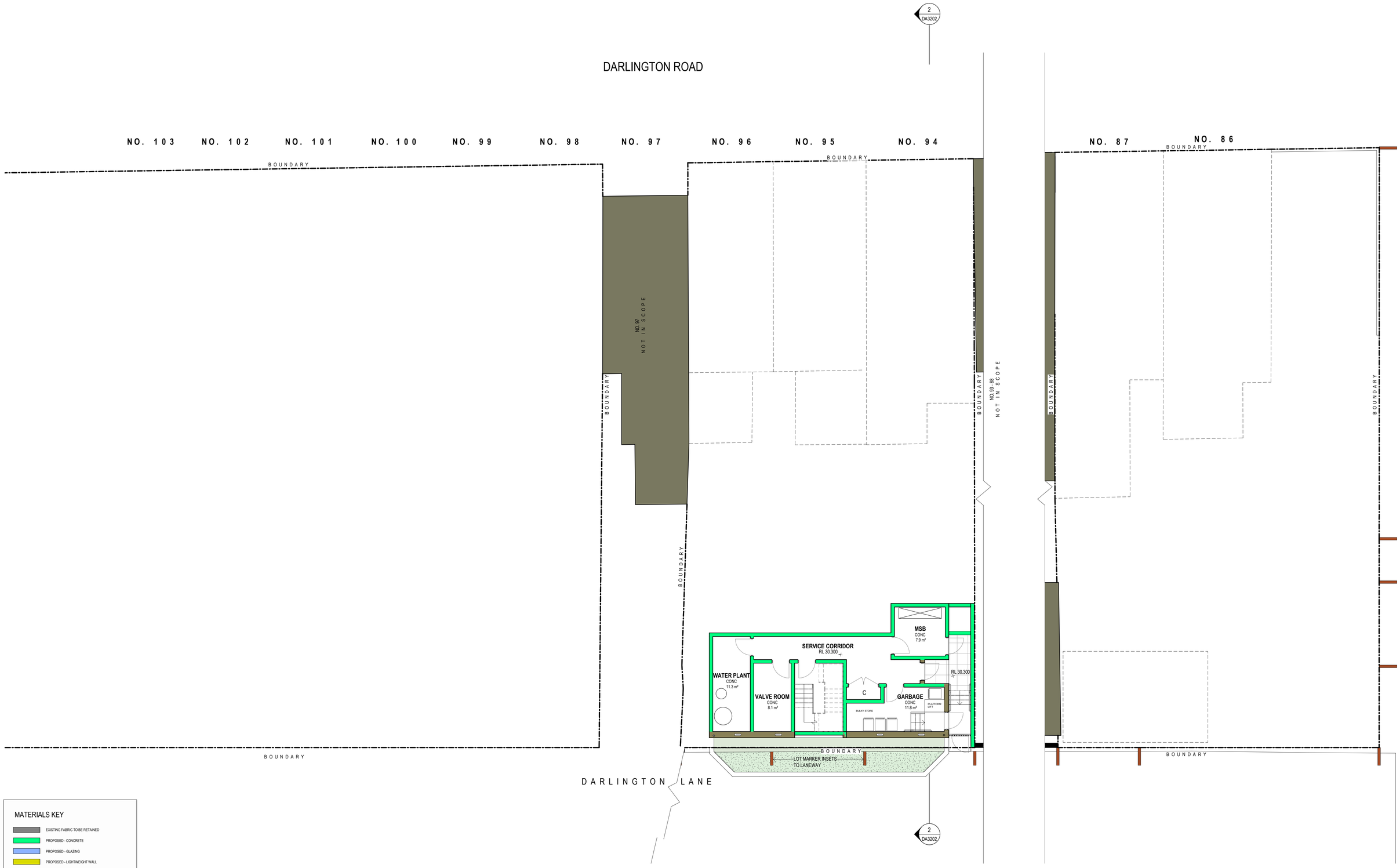

MATERIALS KEY

- EXISTING FABRIC TO BE RETAINED
- PROPOSED - CONCRETE
- PROPOSED - GLAZING
- PROPOSED - LIGHTWEIGHT WALL
- PROPOSED - MASONRY

Key

Revisions

No.	Date	Description	Ver	App'd
1	14/10/19	REVISED SSDA ISSUE	VB	JW
2	13/10/20	REVISED SSDA ISSUE	VB	JW

N

Client

THE UNIVERSITY OF SYDNEY

Architect

AJ+C
ALLEN JACK+COTTIER

79 Myrtle Street Chippendale NSW 2008 AUSTRALIA
ph +61 2 9311 8222 fx +61 2 9311 8200
ABN 53 003 782 250

Project

DARLINGTON ROAD TERRACES MIXED USE BUILDING ADDITIONS AND ALTERATIONS TO THE DARLINGTON ROAD TERRACES AND PUBLIC DOMAIN IMPROVEMENTS
Darlington Road DARLINGTON
NSW 2008
Proj. No. 14051

Drawing Title

PLAN - BUILDING C & D - LEVEL -1 (LOWER GROUND)

Drawing Status

NOT FOR CONSTRUCTION

Scale: 1 : 100 @A1

Drawing No.: DA2120

Issue: 2

0 1.000 2.000 4.000 8.000 m

PLOT DATE & TIME: 14/10/2020 8:12:20 AM
PLOTTED & CHECKED BY: Author
REF: D:\14051_Master_Satellite.rvt

Do not scale drawings. Use figured dimensions only. Check & verify levels and dimensions on site prior to the commencement of any work, the preparation of shop drawings or the fabrication of components. This drawing is the copyright of Allen Jack + Cottier Architects and is protected under the Copyright Act 1968. Do not alter, reproduce or transmit in any form, or by any means without the express permission of Allen Jack + Cottier Architects. Nominated Architects: Michael Heenan 5264, Peter Ireland 6661

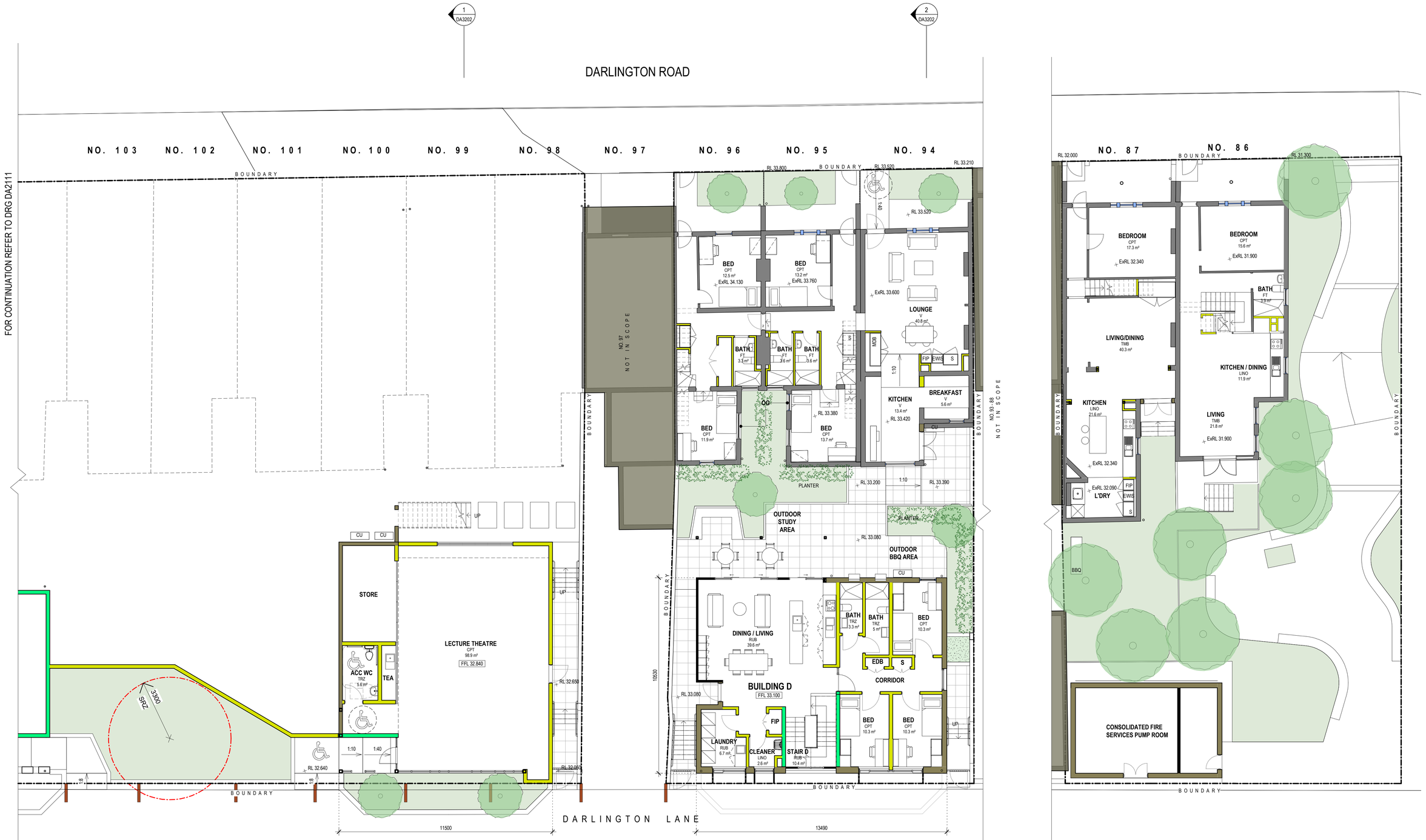

MATERIALS KEY

- EXISTING FABRIC TO BE RETAINED
- PROPOSED - CONCRETE
- PROPOSED - GLAZING
- PROPOSED - LIGHTWEIGHT WALL
- PROPOSED - MASONRY

Key

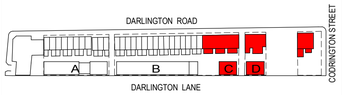

Revisions

No.	Date	Description	Ver	App'd
1	05/09/16	DRAFT DA SUBMISSION	NZ	VB
2	05/10/16	ISSUE FOR CONSULTANTS COORDINATION	NZ	VB
3	17/10/16	DRAFT DA SUBMISSION	VB	JW
4	18/11/16	DRAFT DA SUBMISSION	VB	JW
5	25/11/16	SSDA ISSUE	VB	JW
6	21/03/18	SSDA ISSUE	VB	JW
7	14/10/19	REVISED SSDA ISSUE	VB	JW
8	13/10/20	REVISED SSDA ISSUE	VB	JW

N

Client

THE UNIVERSITY OF SYDNEY

Architect

AJ+C
ALLEN JACK+COTTIER

79 Myrtle Street Chippendale NSW 2008 AUSTRALIA
ph +61 2 9311 8222 fx +61 2 9311 8200
ABN 53 003 782 250

Project

DARLINGTON ROAD TERRACES MIXED USE BUILDING ADDITIONS AND ALTERATIONS TO THE DARLINGTON ROAD TERRACES AND PUBLIC DOMAIN IMPROVEMENTS
Darlington Road DARLINGTON
NSW 2008
Proj. No. 14051

Drawing Title

PLAN - BUILDING C & D - L1 & TERRACE NO.103-86 - L1

Drawing Status

NOT FOR CONSTRUCTION

Scale: 1 : 100 @A1

Drawing No.: DA2121

Issue: 8

0 1.000 2.000 4.000 8.000 m

PLOT DATE & TIME: 14/10/2020 8:12:27 AM
PLOTTED & CHECKED BY: Author
REF: D:\14051_Master_batatha.rvt

Do not scale drawings. Use figured dimensions only. Check & verify levels and dimensions on site prior to the commencement of any work, the preparation of shop drawings or the fabrication of components. This drawing is the copyright of Allen Jack + Cottier Architects and is protected under the Copyright Act 1968. Do not alter, reproduce or transmitt in any form, or by any means without the express permission of Allen Jack + Cottier Architects. Nominated Architects: Michael Heenan 5264, Peter Ireland 6661

FOR CONTINUATION REFER TO DRG DA2112

MATERIALS KEY

- EXISTING FABRIC TO BE RETAINED
- PROPOSED - CONCRETE
- PROPOSED - GLAZING
- PROPOSED - LIGHTWEIGHT WALL
- PROPOSED - MASONRY

Key

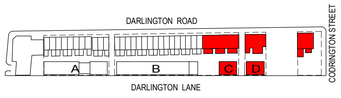

Revisions

No.	Date	Description	Ver	App'd
1	05/09/16	DRAFT DA SUBMISSION	NZ	VB
2	05/10/16	ISSUE FOR CONSULTANTS COORDINATION	NZ	VB
3	17/10/16	DRAFT DA SUBMISSION	VB	JW
4	18/11/16	DRAFT DA SUBMISSION	VB	JW
5	25/11/16	SSDA ISSUE	VB	JW
6	21/03/18	SSDA ISSUE	VB	JW
7	14/10/19	REVISED SSDA ISSUE	VB	JW
8	13/10/20	REVISED SSDA ISSUE	VB	JW

Client

THE UNIVERSITY OF SYDNEY

Architect

AJ+C ALLEN JACK+COTTIER

79 Myrtle Street Chippendale NSW 2008 AUSTRALIA
ph +61 2 9311 8222 fx +61 2 9311 8200
ABN 53 003 782 250

Project

DARLINGTON ROAD TERRACES MIXED USE BUILDING ADDITIONS AND ALTERATIONS TO THE DARLINGTON ROAD TERRACES AND PUBLIC DOMAIN IMPROVEMENTS
Darlington Road DARLINGTON
NSW 2008
Proj. No. 14051

Drawing Title

PLAN - BUILDING C & D - L2 & TERRACE NO.103-86 - L2

Drawing Status

NOT FOR CONSTRUCTION

Scale: 1 : 100 @A1

Drawing No.: DA2122

Issue: 8

0 1.000 2.000 4.000 8.000 m

REF: D:\14051_Master_Isabella.rvt

PLOTTED & CHECKED BY: Author

PLOT DATE & TIME: 14/10/2020 8:12:36 AM

Do not scale drawings. Use figured dimensions only. Check & verify levels and dimensions on site prior to the commencement of any work, the preparation of shop drawings or the fabrication of components. This drawing is the copyright of Allen Jack + Cottier Architects and is protected under the Copyright Act 1968. Do not alter, reproduce or transmit in any form, or by any means without the express permission of Allen Jack + Cottier Architects. Nominated Architects: Michael Heenan 5264, Peter Ireland 6661

MATERIALS KEY

- EXISTING FABRIC TO BE RETAINED
- PROPOSED - CONCRETE
- PROPOSED - GLAZING
- PROPOSED - LIGHTWEIGHT WALL
- PROPOSED - MASONRY

Key

Revisions

No.	Date	Description	Ver	App'd
1	05/09/16	DRAFT DA SUBMISSION	NZ	VB
2	05/10/16	ISSUE FOR CONSULTANTS COORDINATION	NZ	VB
3	17/10/16	DRAFT DA SUBMISSION	VB	JW
4	18/11/16	DRAFT DA SUBMISSION	VB	JW
5	25/11/16	SSDA ISSUE	VB	JW
6	21/03/18	SSDA ISSUE	VB	JW
7	14/10/19	REVISED SSDA ISSUE	VB	JW
8	13/10/20	REVISED SSDA ISSUE	VB	JW

Client

THE UNIVERSITY OF SYDNEY

Architect

AJ+C ALLEN JACK+COTTIER

79 Myrtle Street Chippendale NSW 2008 AUSTRALIA
ph +61 2 9311 8222 fx +61 2 9311 8200
ABN 53 003 782 250

Project

DARLINGTON ROAD TERRACES MIXED USE BUILDING ADDITIONS AND ALTERATIONS TO THE DARLINGTON ROAD TERRACES AND PUBLIC DOMAIN IMPROVEMENTS
Darlington Road DARLINGTON
NSW 2008
Proj. No. 14051

Drawing Title

PLAN - BUILDING C ROOF & D - L3
PLAN & TERRACE NO. 103-86
ROOF

Drawing Status

NOT FOR CONSTRUCTION

Scale: 1 : 100 @A1

Drawing No.: DA2123

Issue: 8

0 1.000 2.000 4.000 8.000 m

PLOT DATE & TIME: 14/10/2020 8:12:43 AM
PLOTTED & CHECKED BY: Author
REF: D:\14051_Master_Satatha.rvt

Do not scale drawings. Use figured dimensions only. Check & verify levels and dimensions on site prior to the commencement of any work, the preparation of shop drawings or the fabrication of components. This drawing is the copyright of Allen Jack + Cottier Architects and is protected under the Copyright Act 1968. Do not alter, reproduce or transmitt in any form, or by any means without the express permission of Allen Jack + Cottier Architects. Nominated Architects: Michael Heenan 5264, Peter Ireland 6661

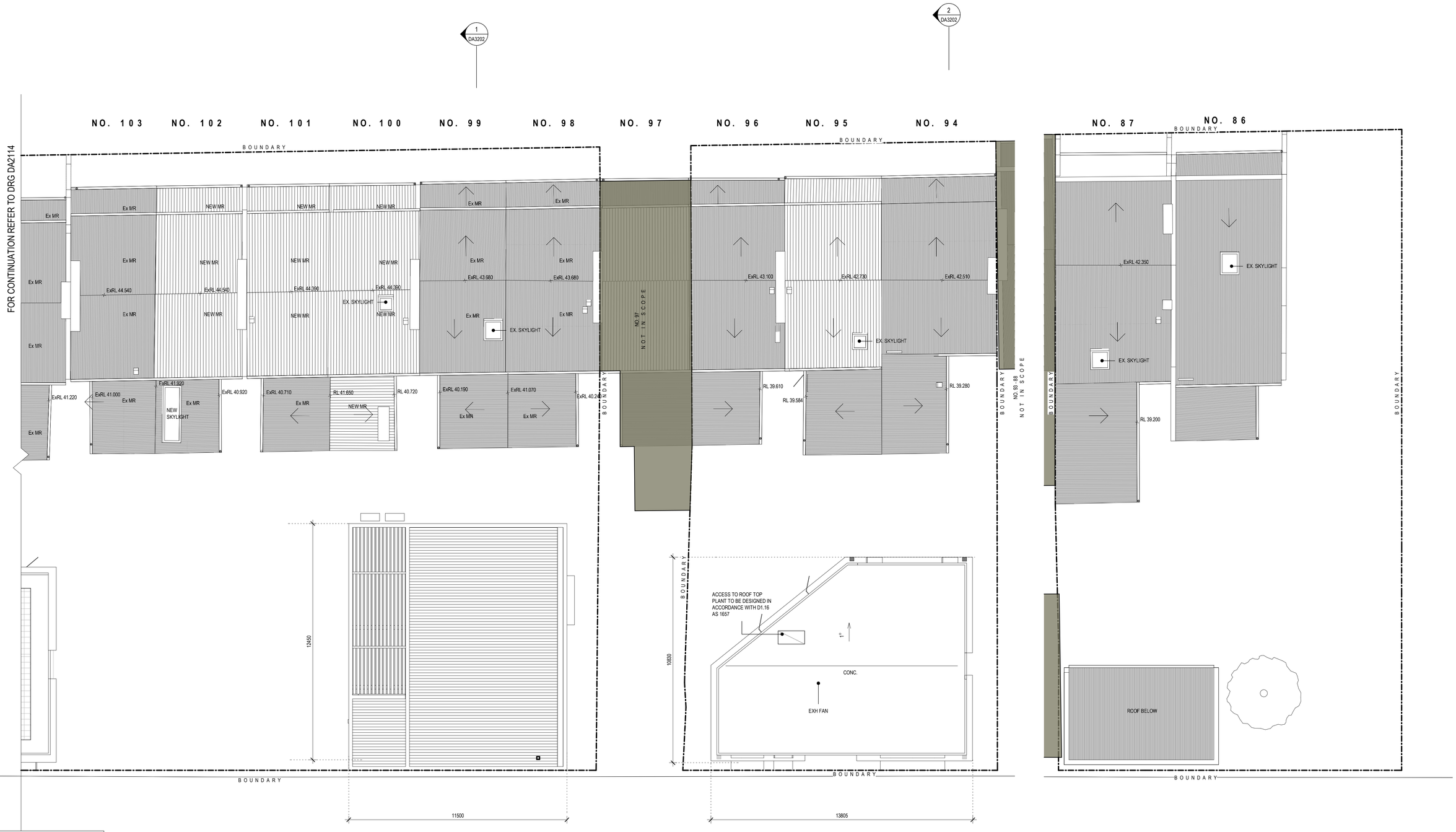

MATERIALS KEY

- EXISTING FABRIC TO BE RETAINED
- PROPOSED - CONCRETE
- PROPOSED - GLAZING
- PROPOSED - LIGHTWEIGHT WALL
- PROPOSED - MASONRY

Key

Revisions

No.	Date	Description	Ver	App'd
1	05/09/16	DRAFT DA SUBMISSION	NZ	VB
2	05/10/16	ISSUE FOR CONSULTANTS COORDINATION	NZ	VB
3	17/10/16	DRAFT DA SUBMISSION	VB	JW
4	18/11/16	DRAFT DA SUBMISSION	VB	JW
5	25/11/16	SSDA ISSUE	VB	JW
6	21/03/18	SSDA ISSUE	VB	JW
7	14/10/19	REVISED SSDA ISSUE	VB	JW
8	13/10/20	REVISED SSDA ISSUE	VB	JW

N

Client

THE UNIVERSITY OF SYDNEY

Architect

AJ+C ALLEN JACK+COTTIER

79 Myrtle Street Chippendale NSW 2008 AUSTRALIA
ph +61 2 9311 8222 fx +61 2 9311 8200
ABN 53 003 782 250

Project

DARLINGTON ROAD TERRACES MIXED USE BUILDING ADDITIONS AND ALTERATIONS TO THE DARLINGTON ROAD TERRACES AND PUBLIC DOMAIN IMPROVEMENTS
Darlington Road DARLINGTON
NSW 2008
Proj. No. 14051

Drawing Title

PLAN - BUILDING D - ROOF PLAN

Drawing Status

NOT FOR CONSTRUCTION

Scale: 1 : 100 @A1

Drawing No.: DA2124

Issue: 8

0 1.000 2.000 4.000 8.000 m

PLOT DATE & TIME: 14/10/2020 8:12:48 AM
PLOTTED & CHECKED BY: Author
REF: D:\14051_Master_batatha.rvt

Do not scale drawings. Use figured dimensions only. Check & verify levels and dimensions on site prior to the commencement of any work, the preparation of shop drawings or the fabrication of components. This drawing is the copyright of Allen Jack + Cottier Architects and is protected under the Copyright Act 1968. Do not alter, reproduce or transmit in any form, or by any means without the express permission of Allen Jack + Cottier Architects. Nominated Architects: Michael Heenan 5264, Peter Ireland 6661