

Appendix D

Construction Noise and Vibration Standard

Sydney Metro Construction Noise and Vibration Standard

SM-20-00098866

Sydney Metro Integrated Management System (IMS)

Applicable to:	Sydney Metro West
Author:	Sydney Metro
System owner:	Sydney Metro
Status:	Final
Version:	4.3
Date of issue:	04/11/2020
Security classification:	Open Access
© Sydney Metro 2020	

Table of Contents

1.	PURPOSE AND SCOPE	3
1.1.	Distribution and Use	3
1.2.	Strategic Objectives	3
1.3.	Construction Noise and Vibration Terminology	3
1.4.	Documentation Framework	4
2.	NOISE AND VIBRATION GUIDELINES	7
2.1.	Construction Hours	7
2.2.	Construction Noise Management Levels (NML)	7
2.3.	Ground-Borne Vibration	10
2.4.	General Vibration Screening Criterion	13
2.5.	Guidelines for Vibration Sensitive and Special Structures	13
2.6.	Vibration and Overpressure from Blasting	15
2.7.	Ground-Borne (Regenerated) Noise	15
2.8.	Traffic Noise Assessment Goals	16
2.9.	Sleep Disturbance and Maximum Noise Events	17
3.	CONSTRUCTION NOISE & VIBRATION ASSESSMENT METHODOLOGY	18
3.1.	Detailed Noise and Vibration Impact Statements	19
3.2.	General Noise and Vibration Impact Assessments	21
3.3.	Noise and Vibration Sensitive Receivers	23
3.4.	Ground-Borne (Regenerated) Noise	24
3.5.	Ground-Borne Vibration	24
3.6.	Vibration and Overpressure from Blasting	25
4.	STANDARD NOISE AND VIBRATION MITIGATION MEASURES	26
4.1.	Minimum Requirements	26
4.2.	Summary of the Standard Mitigation Measures	28
4.3.	Maximum Allowable Plant Sound Power Levels	32
4.4.	Auditing and Monitoring	33
5.	ADDITIONAL NOISE AND VIBRATION MITIGATION MEASURES	34
5.1.	Applying Additional Mitigation Measures	35
6.	MONITORING, AUDITING AND REPORTING	37
6.1.	Plant Noise Auditing, Compliance Evaluation and Reporting	37
6.2.	Noise Monitoring	37
6.3.	Vibration Monitoring	38
6.4.	Blast Monitoring	38
6.5.	Dilapidation Surveys	39
7.	COMPLAINT HANDLING	40
8.	COMMUNITY CONSULTATION AND LIAISON	41
9.	DOCUMENTATION REQUIREMENTS	42
10.	REFERENCES	43

1. PURPOSE AND SCOPE

This Standard applies to all Sydney Metro projects and covers all elements of the project lifecycle with the exception of operational activities. Additionally, this standard only applies to design activities insofar as design decisions affect construction-related noise and vibration impacts (such as route selection, at-grade or underground rail systems and tunnel depth).

1.1. Distribution and Use

This document may be used in the development of, or referred to in:

- Environmental Impact Assessment documents;
- Design and construction environmental management documents;
- Contract documents; or
- Approvals and licences (subject to the agreement of the relevant regulatory authority).

1.2. Strategic Objectives

Sydney Metro recognise that sources of Noise and Vibration originating from our activities have a significant impact to local communities. We have adopted several strategic objectives to understand and manage these impacts:

- Applying a risk-based approach and implementing an appropriate hierarchy of controls at each stage of the project lifecycle to minimise impacts.
- Building an approach to reducing Noise and Vibration risks within each stage of the project lifecycle through active collaboration with internal and external stakeholders.
- Developing a clear understanding of our Construction Noise and Vibration Impacts and applying best practice management techniques.
- Valuing genuine community engagement that is sensitive to the needs and expectations of local communities and businesses.
- Committing to the continual improvement of Noise and Vibration management.

1.3. Construction Noise and Vibration Terminology

Decibel (dB): Decibel, often expressed as an 'A – weighted' sound pressure level, which has been found to correlate well with human subjective reactions to moderate noise levels. For steady, broadband noise, an increase or decrease of approximately 10 dB corresponds to a subjective doubling or halving of the loudness and a change of 2 to 3 dB is subjectively barely perceptible.

Sound Pressure Level (SPL or Lp): Expressed in dB, it is the level of noise measured by a standard sound level meter. It must be accompanied by a description of the measurement distance from the source, if used in any noise predictions or calculations. In a free field (eg outside on flat ground), each doubling of distance results in approximately 6dB reduction in airborne sound pressure level due to distance attenuation.

Sound Power Level (SWL or Lw): Expressed in dB, it is the total acoustic energy radiated by a plant or equipment to the environment. Sound power level is independent of distance from the source of the noise.

Rating Background Level (RBL): Rating background level is the overall single-figure background level representing each assessment period (day/evening/night) over a measurement period. As defined in the EPA “Noise Policy for Industry” dated October 2017.

Vibration: Vibration may be expressed in terms of displacement, velocity and acceleration. Velocity (mm/s), acceleration (m/s²) and Vibration Dose Value (VDV, m/s^{1.75}) are most commonly used when assessing human comfort issues respectively. Peak Particle Velocity (PPV, mm/s) is typically used to assess impacts on structures.

Ground borne noise and Structure-borne noise: The transmission of noise energy as vibration travelling through the ground and / or structures and re-radiated as audible noise.

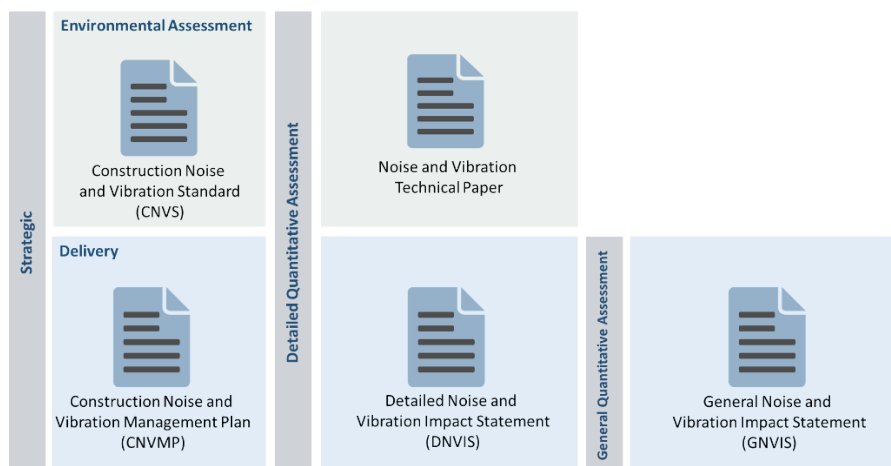
The three primary noise metrics used to describe construction noise emissions in the modelling and assessments are:

- LA1(1minute)** The typical ‘maximum noise level for an event’, used in the assessment of potential sleep disturbance during night-time periods. Alternatively, assessment may be conducted using the LAmax or maximum noise level
- LAeq(15minute)** The ‘energy average noise level’ evaluated over a 15-minute period. This parameter is used to assess the potential construction noise impacts.
- LA90** The ‘background noise level’ in the absence of construction activities. This parameter represents the average minimum noise level during the daytime, evening and night-time periods respectively. The LAeq(15minute) construction noise management levels are based on the LA90 background noise levels.

1.4. Documentation Framework

There are five main documents (**Figure 1**) which comprise the noise and vibration documentation framework. Together they provide a comprehensive approach to the assessment and delivery of works which generate noise and vibration while mitigating the impacts.

Figure 1 - Noise and Vibration Documentation Framework



1.4.1. Construction Noise and Vibration Standard (CNVS)

The CNVS (this document) establishes a consistent strategy for the assessment, mitigation and monitoring of noise and vibration generated by construction activities. It defines a minimum standard for managing noise and vibration impacts that considers currently best practice guidelines and other regulatory requirements. It is included in all Sydney Metro Environmental Assessments.

1.4.2. Construction Noise and Vibration Management Plan (CNVMP)

Where works will cause significant noise and vibration impacts upon sensitive receivers Principal Contractors will be required to prepare and implement CNVMP's. These documents form part of the CEMP suite of documentation.

The function of the CNVMP is to provide a strategic overview of how the requirements of the CNVS will be applied to activities or locations under the control of the Principal Contractor. This overview includes an outline of how quantitative noise and vibration assessments will be undertaken across worksites and/or activities, and an indicative construction schedule.

The CNVMP also links to Community and Stakeholder consultation processes and explains how commercial and residential receivers will be consulted throughout the construction phase with regard to mitigating impacts upon them.

Further detail on the requirements for CNVMP's can be found in the Sydney Metro Construction Environmental Management Framework.

1.4.3. Noise and Vibration Technical Paper

The Noise and Vibration Technical Paper is produced as part of the Environmental Assessment carried out in the planning phase of Sydney Metro projects. This document is a Quantitative Noise Assessment based upon the information known at the time the assessment is undertaken and makes recommendations for mitigation.

Typically it will include a range of assumptions on equipment lists and construction methodologies on the basis of which the impact upon sensitive receivers will be determined. As such, these Quantitative Assessments are generally conservative and may over predict actual impacts during construction.

1.4.4. Detailed Noise and Vibration Impact Statements (DNVIS)

While quantitative noise assessments are documented in environmental assessments, Principal Contractors will have a better understanding of the exact equipment list and construction methodology to be used in carrying out their works. As a result, certain assumptions made in the Noise and Vibration Technical Paper can be clarified in a secondary quantitative assessment undertaken by the Principal Contractor. These documents are called Detailed Noise and Vibration Impact Statements.

They are typically written with a focus on specific activities or locations and consider works carried out inside and outside of standard working hours.

Where 24/7 works are approved under an SSI approval, a separate DNVIS should be carried out specifically for these activities.

Work described in a DNVIS's cannot proceed until the DNVIS is approved by an Acoustic Advisor appointed under an SSI approval or other delegate approved by Sydney Metro. Should the scope of work or the timing of works change, the Principal contractor must update the DNVIS and seek subsequent approval for the new version. See **Section 3.1** for more detail on DNVIS's.

1.4.5. General Noise and Vibration Impact Statements (GNVIS)

General Noise and Vibration Impact Statements are also secondary assessments and have the same purpose as DNVIS's except that the assessment process is simplified. A GNVIS may be undertaken for works not being carried out under an SSI Approval.

Work described in a GNVIS's cannot proceed until the GNVIS is approved by Sydney Metro. Should the scope of work or the timing of works change, the Principal contractor must update the GNVIS and seek subsequent approval for the new version. See **Section 3.2** for more detail on GNVIS's.

2. NOISE AND VIBRATION GUIDELINES

2.1. Construction Hours

Where possible, works will be completed during the standard day time construction hours of Monday to Friday 7.00 am to 6.00 pm and Saturdays 8.00 am to 1.00 pm. However, the nature of infrastructure projects means evening and night works are likely to be required throughout construction due to various considerations including avoiding sensitive periods for sensitive receivers, delivery of oversized plant or structures, emergency works, or other activities that require the temporary closure of roads. In some cases these standard working hours may be varied by the project planning approval in recognition that works will need to be consistently undertaken during certain times such as morning shoulders or Saturday afternoons. For other situations the impacts of works outside standard construction hours will be approved via updates to the relevant activities DNVIS or GNVIS.

In other cases there may be a need to assess activities that require 24 hour working for a significant portion of the construction period. Examples of construction scenarios that will require 24/7 works include:

- Excavation of station shafts;
- Truck movements to manage spoil;
- Excavation of the station caverns;
- Operation of tunnel boring machines;
- Spoil removal and transport from site; or
- Tunnel support works, including materials delivery.

Works requiring 24/7 activity are usually proposed in the environmental assessment and will be subsequently assessed in a secondary quantitative assessment during delivery. Where the need for 24 hours works arises post approval, a consistency assessment would be undertaken to determine if a modification to the planning approval is required.

2.2. Construction Noise Management Levels (NML)

Construction Noise Management Levels (NML) for all Sydney Metro projects are determined in accordance with the EPA's *Interim Construction Noise Guideline* dated July 2009 (ICNG) unless the planning approval recommends an alternate approach, or sets different NMLs. The following sections supplement this guideline with respect to Sydney Metro projects.

2.2.1. Residences and Other Sensitive Land Uses

Noise Management Levels and how they are applied is set out in **Table 1**. This approach is intended to provide respite for residents exposed to excessive construction noise whilst allowing construction to occur without undue constraints.

The Rating Background Level (RBL) is used when determining the management level and is the overall single-figure background noise level measured in each relevant assessment period (as defined in the EPA's *Noise Policy for Industry* dated October 2017).

Table 1: Noise Management Levels for different times of day and considerations on their application

Time of Day	Noise Management Level LAeq (15minute) ¹	Management Considerations
Recommended standard hours: Monday to Friday 7.00 am to 6.00 pm Saturday 8.00 am to 1.00 pm	Noise affected RBL + 10 dB	The noise affected level represents the point above which there may be some community reaction to noise. Where the predicted or measured LAeq (15minute) is greater than the noise affected level, the proponent would apply all feasible and reasonable work practices to minimise noise. The proponent would also inform all potentially impacted residents of the nature of works to be carried out, the expected noise levels and duration, as well as contact details.
	Highly noise affected 75 dB	The highly noise affected level represents the point above which there may be strong community reaction to noise. Where noise is above this level, the proponent would consider very carefully if there is any other feasible and reasonable way to reduce noise to below this level. If no quieter work method is feasible and reasonable, and the works proceed, the proponent would communicate with the impacted residents by clearly explaining the duration and noise level of the works, and by describing any respite periods that will be provided.
Outside recommended standard hours	Noise affected RBL + 5 dB	A strong justification would typically be required for works outside the recommended standard hours. The proponent would apply all feasible and reasonable work practices to meet the noise affected level. Where all feasible and reasonable practices have been applied and noise is more than 5 dBA above the noise affected level, the proponent would negotiate with the community. For guidance on negotiating agreements see Section 7.2.2 of the ICNG.

Note 1: Noise levels apply at the property boundary that is most exposed to construction noise. If the property boundary is more than 30 m from the residence, the location for measuring or predicting noise levels is at the most noise-affected point within 30 m of the residence.

Non mandatory management levels for noise near properties which are sensitive to Noise Impacts are presented in **Table 2**. These values are set and based on the principle that the characteristic activities for each would not be unduly disturbed. The noise management levels apply only when the property is being used, for example, classrooms during school hours. Internal noise levels are to be assessed at the centre of the occupied room. External noise levels are to be assessed at the most-affected point within 50 m of the area boundary.

Table 2: Noise Management Levels for certain sensitive receivers

Land Use	Management Level, LAeq (15minute) (Applies When Land Use is being Utilised)
Classrooms at schools and other educational institutions	Internal noise level 45 dB
Hospital wards and operating theatres	Internal noise level 45 dB
Places of worship	Internal noise level 45 dB
Active recreation areas (such as parks and sports grounds or playgrounds)	External noise level 65 dB
Passive recreation areas (such as outdoor grounds used for teaching, outdoor cafes or restaurants)	External noise level 60 dB

Other noise-sensitive businesses require separate specific noise goals and it is suggested in the ICNG that the internal construction noise levels at these premises are to be referenced to the 'maximum' internal levels presented in AS 2107. Recommended 'maximum' internal noise levels from AS 2107 are reproduced in **Table 3** for other sensitive receiver types.

However, the ICNG and AS 2107 do not provide specific criteria for childcare centres. Childcare centres generally have internal play areas and sleep areas. For these facilities, where feasible and reasonable the objective should be to achieve levels for sleeping of 45 dB(A) (consistent with hospital wards/places of worship) and for play areas of 65 dB(A) (consistent with playgrounds).

Table 3 AS 2107 Recommended Maximum Internal Noise Levels

Land Use	Time Period	AS 2107 Classification	Recommended "Maximum" Internal LAeq (dBA)
Hotel	Daytime & Evening	Bars and Lounges	50 dB
	Night-time	Sleeping Areas: - Hotels near major roads	40 dB
Café	When in use	Coffee bar	50 dB
Bar/Restaurant	When in use	Bars and Lounges / Restaurant	50 dB
Library	When in use	Reading Areas	45 dB
Recording Studio	When in use	Music Recording Studios	25 dB
Theatre / Auditorium	When in use	Drama Theatres	30 dB

2.2.2. Commercial and Industrial Premises

Due to the broad range of sensitivities that commercial or industrial land can have to noise from construction, the process of defining Noise Management Levels is separated into three categories. The external noise levels would be assessed at the most-affected occupied point of the premises:

- Industrial premises (external): 75 dB LAeq(15minute)
- Offices, retail outlets (external): 70 dB LAeq(15minute)
- Other businesses that may be very sensitive to noise, where the noise level is project specific as discussed below.

Examples of other noise-sensitive businesses are theatres, studios and child care centres. The proponent would undertake a special investigation to determine suitable noise levels on a project-by-project basis; the recommended internal noise levels presented in Table 1 of AS 2107 “Acoustics - Recommended design sound levels and reverberation times for building interiors” (Standards Australia 2000) may assist in determining relevant noise levels; however, an acoustic consultant would be engaged in order to determine corresponding external noise levels based on the published internal noise levels. The proponent would assess construction noise levels for the project, and consult with occupants of commercial and industrial premises prior to lodging an application where required. During construction, the proponent would regularly update the occupants of the commercial and industrial premises regarding noise levels and hours of work.

2.3. Ground-Borne Vibration

The effects of vibration in buildings can be divided into three main categories; those in which the occupants or users of the building are inconvenienced or possibly disturbed, those where the building contents may be affected and those in which the integrity of the building or the structure itself may be prejudiced.

2.3.1. Human Comfort Vibration

The DECCW’s “Assessing Vibration: a technical guideline” dated February 2006 (DEC, 2006) recommends the use of BS 6472-1992 for the purpose of assessing vibration in relation to human comfort.

British Standard 6472-1992 “*Guide to evaluation of human exposure to vibration in building*” nominates guideline values for various categories of disturbance, the most stringent of which are the levels of building vibration associated with a “low probability of adverse comment” from occupants.

BS 6472-1992 provides guideline values for continuous, transient and intermittent events that are based on a Vibration Dose Value (VDV), rather than a continuous vibration level. The vibration dose value is dependent upon the level and duration of the short term vibration event, as well as the number of events occurring during the daytime or night-time period.

The vibration dose values recommended in BS 6472-1992 for which various levels of adverse comment from occupants may be expected are presented in **Table 4**.

Table 4: Vibration Dose Value Ranges above which various degrees of Adverse Comment may be expected in Residential Buildings

Place and Time	Low Probability of Adverse Comment (m/s ^{1.75})	Adverse Comment Possible (m/s ^{1.75})	Adverse Comment Probable (m/s ^{1.75})
Residential buildings 16 hr day	0.2 to 0.4	0.4 to 0.8	0.8 to 1.6
Residential buildings 8 hr night	0.13	0.26	0.51

2.3.2. Structural Damage Vibration

Most commonly specified ‘safe’ structural vibration limits are designed to minimise the risk of threshold or cosmetic surface cracks, and are set well below the levels that have potential to cause damage to the main structure.

In terms of the most recent relevant vibration damage goals, Australian Standard AS 2187: Part 2-2006 ‘Explosives - Storage and Use - Part 2: Use of Explosives’ recommends the frequency dependent guideline values and assessment methods given in BS 7385 Part 2-1993 ‘Evaluation and measurement for vibration in buildings Part 2’ as they “are applicable to Australian conditions”.

The Standard sets guide values for building vibration based on the lowest vibration levels above which damage has been credibly demonstrated. These levels are judged to give a minimum risk of vibration induced damage, where minimal risk for a named effect is usually taken as a 95% probability of no effect.

Sources of vibration that are considered in the standard include demolition, blasting (carried out during mineral extraction or construction excavation), piling, ground treatments (e.g. compaction), construction equipment, tunnelling, road and rail traffic and industrial machinery.

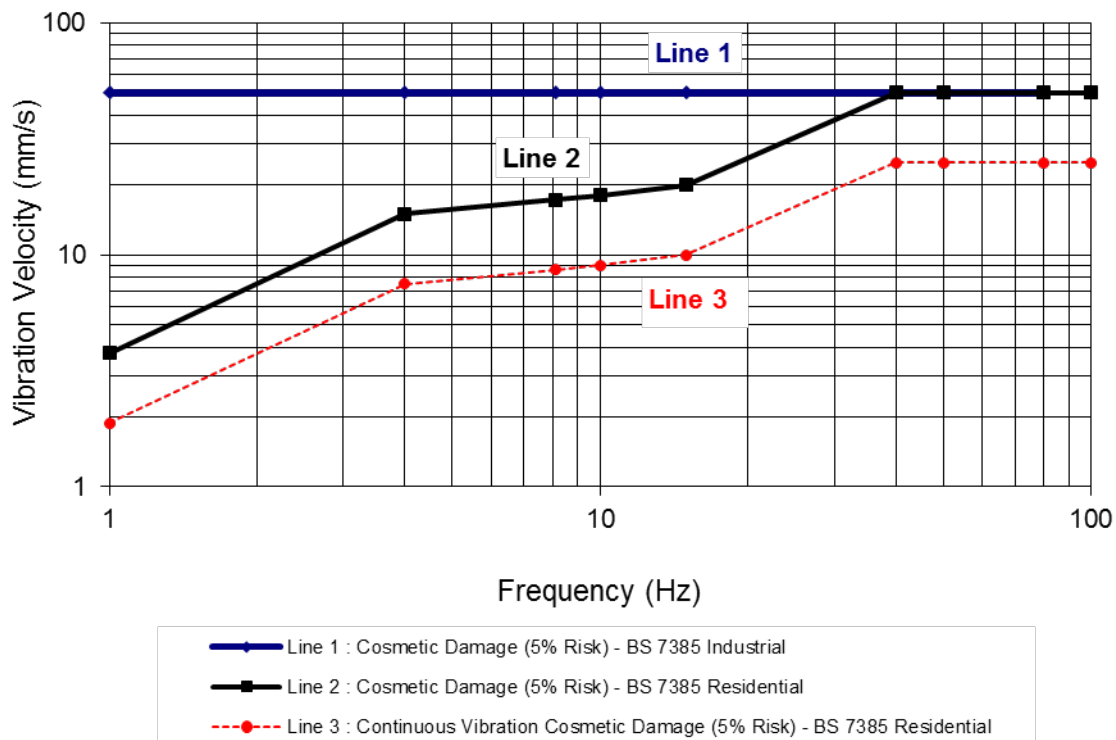
2.3.3. Cosmetic Damage Vibration

The recommended limits (guide values) for transient vibration to ensure minimal risk of cosmetic damage to residential and industrial buildings are presented numerically in **Table 5** and graphically in **Figure 2**.

Table 5: Transient Vibration Guide Values - Minimal Risk of Cosmetic Damage

Line	Type of Building	Peak Component Particle Velocity in Frequency Range of Predominant Pulse	
		4 Hz to 15 Hz	15 Hz and Above
1	Reinforced or framed structures Industrial and heavy commercial buildings	50 mm/s at 4 Hz and above	
2	Unreinforced or light framed structures Residential or light commercial type buildings	15 mm/s at 4 Hz increasing to 20 mm/s at 15 Hz	20 mm/s at 15 Hz increasing to 50 mm/s at 40 Hz and above

Figure 2: Graph of Transient Vibration Guide Values for Cosmetic Damage



The Standard goes on to state that minor damage is possible at vibration magnitudes which are greater than twice those given in **Table 5**, and major damage to a building structure may occur at values greater than four times the tabulated values.

Fatigue considerations are also addressed in the Standard and it is concluded that unless calculation indicates that the magnitude and number of load reversals is significant (in respect of the fatigue life of building materials) then the guide values in **Table 5** would not be reduced for fatigue considerations.

In order to assess the likelihood of cosmetic damage due to vibration, AS2187 specifies that vibration measured would be undertaken at the base of the building and the highest of the orthogonal vibration components (transverse, longitudinal and vertical directions) would be compared with the guidance curves presented in **Figure 2**.

It is noteworthy that extra to the guide values nominated in **Table 5**, the standard states that:

“Some data suggests that the probability of damage tends towards zero at 12.5 mm/s peak component particle velocity. This is not inconsistent with an extensive review of the case history information available in the UK.”

Also that:

“A building of historical value should not (unless it is structurally unsound) be assumed to be more sensitive.”

2.4. General Vibration Screening Criterion

The Standard states that the guide values in **Table 5** relate predominantly to transient vibration which does not give rise to resonant responses in structures and low-rise buildings.

Where the dynamic loading caused by continuous vibration may give rise to dynamic magnification due to resonance, especially at the lower frequencies where lower guide values apply, then the guide values in **Table 5** may need to be reduced by up to 50%.

Note: rock breaking/hammering and sheet piling activities are considered to have the potential to cause dynamic loading in some structures (e.g. residences) and it may therefore be appropriate to reduce the transient values by 50%.

Therefore for most construction activities involving intermittent vibration sources such as rock breakers, piling rigs, vibratory rollers, excavators and the like, the predominant vibration energy occurs at frequencies greater than 4 Hz (and usually in the 10 Hz to 100 Hz range). On this basis, a conservative vibration damage screening level per receiver type is given below:

- Reinforced or framed structures: 25.0 mm/s
- Unreinforced or light framed structures: 7.5 mm/s

At locations where the predicted and/or measured vibration levels are greater than shown above (peak component particle velocity), a more detailed analysis of the building structure, vibration source, dominant frequencies and dynamic characteristics of the structure would be required to determine the applicable safe vibration level.

2.5. Guidelines for Vibration Sensitive and Special Structures

2.5.1. Heritage

Heritage buildings and structures would be assessed as per the screening criteria in **Section 2.4** as they should not be assumed to be more sensitive to vibration unless they are found to be structurally unsound. If a heritage building or structure is found to be structurally unsound (following inspection) a more conservative cosmetic damage criteria of 2.5 mm/s peak component particle velocity (from DIN 4150) would be considered.

2.5.2. Sensitive Scientific and Medical Equipment

Some scientific equipment (e.g. electron microscopes and microelectronics manufacturing equipment) can require more stringent objectives than those applicable to human comfort.

Where it has been identified that vibration sensitive scientific and/or medical instruments are likely to be in use inside the premises of an identified vibration sensitive receiver, objectives for the satisfactory operation of the instrument would be sourced from manufacturer's data. Where manufacturer's data is not available, generic vibration criterion (VC) curves as published by the Society of Photo-Optical Instrumentation Engineers (Colin G. Gordon - 28 September 1999) may be adopted as vibration goals. These generic VC curves are presented below in **Table 6** and **Figure 3**.

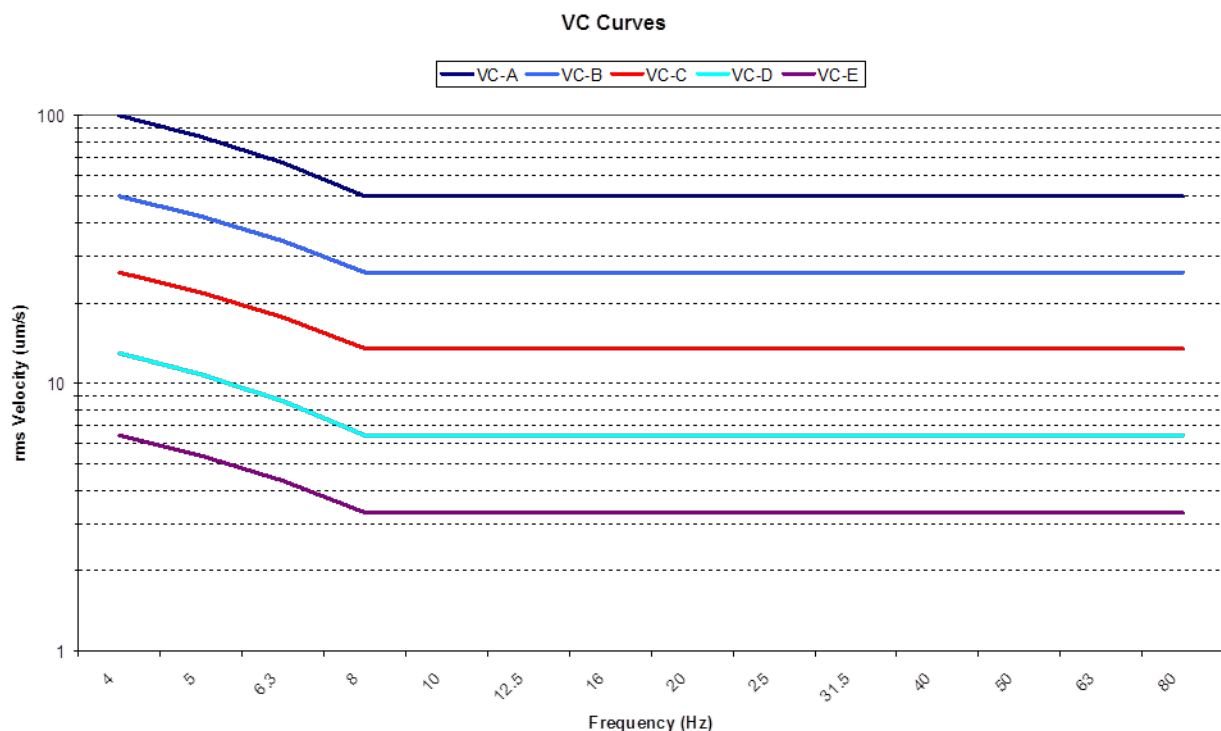
Table 6: Application and Interpretation of the Generic Vibration Criterion (VC) Curves
(as shown in Figure 3)

Criterion Curve	Max Level (µm/sec, rms) ¹	Detail Size (microns) ²	Description of Use
VC-A	50	8	Adequate in most instances for optical microscopes to 400X, microbalances, optical balances, proximity and projection aligners, etc.
VC-B	25	3	An appropriate standard for optical microscopes to 1000X, inspection and lithography equipment (including steppers) to 3 micron line widths.
VC-C	12.5	1	A good standard for most lithography and inspection equipment to 1 micron detail size.
VC-D	6	0.3	Suitable in most instances for the most demanding equipment including electron microscopes (TEMs and SEMs) and E-Beam systems, operating to the limits of their capability.
VC-E	3	0.1	A difficult criterion to achieve in most instances. Assumed to be adequate for the most demanding of sensitive systems including long path, laser-based, small target systems and other systems requiring extraordinary dynamic stability.

Note 1: As measured in one-third octave bands of frequency over the frequency range 8 to 100 Hz.

Note 2: The detail size refers to the line widths for microelectronics fabrication, the particle (cell) size for medical and pharmaceutical research, etc. The values given take into account the observation requirements of many items depend upon the detail size of the process.

Figure 3: Vibration Criterion (VC) Curves



2.5.3. Other Vibration Sensitive Structures and Utilities

Where structures and utilities are encountered which may be considered to be particularly sensitive to vibration, a vibration goal which is more stringent than structural damage goals presented in **Section 2.4** may need to be adopted. Examples of such structures and utilities include:

- Tunnels
- Gas pipelines
- Fibre optic cables

Specific vibration goals would be determined on a case-by-case basis. An acoustic consultant would be engaged by the construction contractor and would liaise with the structure or utility's owner in order to determine acceptable vibration levels.

2.6. Vibration and Overpressure from Blasting

The DECC's ICNG recommends that vibration and overpressure from blasting be assessed against the levels presented in the Australian and New Zealand Environment Council's (ANZEC) Technical Basis for Guidelines to Minimise Annoyance Due to Blasting Overpressure and Ground Vibration (ANZEC, 1990).

The criteria set by this standard were based on practices undertaken more than 30 years ago and were targeted at operations that occur for long periods of time such as those at mining sites and hence are targeted at protecting human comfort vibration levels. As a result the vibration levels are conservative and can introduce unnecessary constraints when applied to construction projects which typically occur for much shorter time periods. Recent NSW infrastructure project approvals have recognised the restrictive nature of these blasting criteria when applied to construction projects and have therefore allowed the following vibration and overpressure limits:

- Vibration (PPV): 25 mm/s
- Overpressure: 125 dBL

These upper limits are deemed acceptable where the proponent has a written agreement with the relevant landowner to exceed the criteria and the Secretary has approved the terms of the written agreement. These upper limits to vibration and overpressure are intended to target the protection of building structures from cosmetic damage rather than human comfort criteria as construction works are considered short-term.

2.7. Ground-Borne (Regenerated) Noise

Ground-borne (regenerated) noise is noise generated by vibration transmitted through the ground into a structure. Ground-borne noise caused, for example by underground works such as tunnelling, can be more noticeable than airborne noise. The following ground-borne noise levels for residences are nominated in the ICNG and indicate when management actions would be implemented. These levels recognise the temporary nature of construction and are only applicable when ground-borne noise levels are higher than airborne noise levels. Any levels exceeding objectives should be considered in the context of any existing exposure to ground-borne noise.

The ground-borne noise management levels are given below:

- Evening (6.00 pm to 10.00 pm)
Internal Residential: 40 dB LAeq(15minute)
- Night-time (10.00 pm to 7.00 am)
Internal Residential: 35 dB LAeq(15minute)

The evening and night-time criteria are only applicable to residential receivers.

The internal noise levels are to be assessed at the centre of the most-affected habitable room. For a limited number of discrete, ongoing ground-borne noise events, such as drilling or rock-hammering, The LAmax noise descriptor using a slow response on the sound level meter may be better than the LAeq noise descriptor (15 min) in describing the noise impacts. The level of mitigation of ground-borne noise would depend on the extent of impacts and also on the scale and duration of works. Any restriction on the days when construction work is allowed would take into account whether the community:

- Has identified times of day when they are more sensitive to noise (for example Sundays or public holidays).
- Is prepared to accept a longer construction duration in exchange for days of respite.

2.8. Traffic Noise Assessment Goals

When trucks and other vehicles are operating within the boundaries of the various construction sites, road vehicle noise contributions are included in the overall predicted LAeq(15minute) construction site noise emissions. When construction related traffic moves onto the public road network a different noise assessment methodology is appropriate, as vehicle movements would be regarded as 'additional road traffic' rather than as part of the construction site.

The ICNG does not provide specific guidance in relation to acceptable noise levels associated with construction traffic. For assessment purposes, guidance is taken from the RNP.

One of the objectives of the RNP is to apply relevant permissible noise increase criteria to protect sensitive receivers against excessive decreases in amenity as the result of a proposal. In assessing feasible and reasonable mitigation measures, an increase of up to 2 dB represents a minor impact that is considered barely perceptible to the average person.

On this basis, construction traffic NMLs set at 2 dB above the existing road traffic noise levels during the daytime and night-time periods are considered appropriate to identify the onset of potential noise impacts. Where the road traffic noise levels are predicted to increase by more than 2 dB as a result of construction traffic, consideration would be given to applying feasible and reasonable noise mitigation measures to reduce the potential noise impacts and preserve acoustic amenity.

In considering feasible and reasonable mitigation measures where the relevant noise increase is greater than 2 dB, consideration would also be given to the actual noise levels associated with construction traffic and whether or not these levels comply with the following road traffic noise criteria in the RNP:

- 60 dB LAeq(15hour) day and 55 dB LAeq(9hour) night for existing freeway/ arterial/ sub-arterial roads.
- 55 dB LAeq(1hour) day and 50 dB LAeq(1hour) night for existing local roads.

2.9. Sleep Disturbance and Maximum Noise Events

Maximum noise level events from construction activities during the night-time period can trigger both awakenings and disturbance to sleep stages. The approach to managing events that cause sleep disturbance shall be consistent with the Noise Policy for Industry (EPA, 2017). Where night-time noise levels at a residential location exceed the:

- LAeq,15min 40 dB(A) or the prevailing RBL plus 5 dB, whichever is the greater, and/or the
- LAFmax 52 dB(A) or the prevailing RBL plus 15 dB, whichever is the greater,

a detailed maximum noise level event assessment is to be undertaken.

The detailed assessment will cover the maximum noise level, the extent to which the maximum noise level exceeds the RBL, and the number of times this happens during the night-time period.

Maximum noise level event assessments should be based on the LAFmax descriptor on an event basis under 'fast' time response. The detailed assessment will consider all feasible and reasonable noise mitigation measures with a goal of achieving the above trigger levels for night-time activities.

3. CONSTRUCTION NOISE & VIBRATION ASSESSMENT METHODOLOGY

There are planning processes at all levels of government that may apply to works carried out by Sydney Metro, some of these processes (particularly State and Federal planning processes) require a detailed Environmental Assessment of the construction phases for the proposal. As construction contractors are not typically appointed until later in a project's timeline, the exact construction methodology they will use for a particular project may not be known when the environmental assessment is being carried out (see Table 7).

With respect to the assessment of noise and vibration impacts in environmental assessments they are to include a detailed quantitative assessment that adopts conservative assumptions to account for uncertainty in the precise delivery methodology. In most circumstances the noise and vibration impacts predicted by an environmental assessment will overestimate real impacts during delivery. As a result, this strategy requires secondary quantitative assessments to be undertaken during delivery by the Principal Contractor to verify impacts and better inform how to mitigate impacts.

For construction works approved under Division 5.2 of the EP&A Act, further quantitative noise and vibration assessments will be undertaken for activities and/or locations where work will occur. These are called Detailed Noise and Vibration Impact Statements (DNVIS), and works subject to these assessments will not proceed until the DNVIS has been approved by an Acoustic Advisor appointed under an SSI approval, or where there is no SSI approval, approved by Sydney Metro. **Section 3.1** of this Standard provides information on the requirements for a DNVIS.

For construction works approved under any other planning approval pathway, the secondary quantitative noise assessment may take a less detailed approach and is referred to as a General Noise and Vibration Impact Assessment (GNVIS). **Section 3.2** of this Standard provides information on the requirements for a GNVIS.

In order to develop a comprehensive secondary assessment framework specific details of the construction methodology (including the size and type of equipment) is required. Detailed design, construction and engineering solutions are progressively developed and applied throughout the life-span of the project and consequently secondary assessments are to be updated to reflect changing design and/or construction methodologies. Secondary assessments may take one of two forms and each are updated when a change occurs:

- General Construction Activity for construction scenarios that are consistently the same and progressively move along the project alignment e.g. tunnelling, retaining walls.
- Location Specific for construction scenarios that are specific to a location.

How these statements are distributed across the scope of work is to be articulated in the Noise and Vibration Management Plan, or where one is not required, the CEMP.

In all cases the overriding objective of noise and vibration assessments is to firstly identify impact reduction techniques to reduce noise and vibration impacts below the NML using Standard Mitigation Measures (refer to **Section 4**) so that the reliance upon impact offset measures is removed or minimised (refer to **Section 5**).

Table 7: Summary of Assessment Detail Required During the Various Stages of the Project

Assessment Input	Environmental Impact Statement / Environmental Assessment	In Delivery
Construction Scenarios / Equipment List	Construction scenarios defined by project team, based on potential construction methodologies known at the time.	Construction scenarios defined by construction team. These are expected to include finalised equipment lists, itemising the realistic worst-case plant proposed to be used at any one time, and in any one location.
Modelled works location	Works location by scenario (or group of scenarios) i.e. different locations for different works.	Works location by works scenario i.e. specific locations for each works.
Background noise monitoring	Background noise monitoring required to determine RBL and other noise metrics at locations representative of worst-affected receiver areas adjacent to the works areas.	Supplementary noise monitoring may be required to determine in more detail the RBL or other noise metrics required by the planning approval at locations representative of worst-affected receiver areas adjacent to the works areas where noise survey data is not current (i.e. more than 5 years old).
Study Area	The study area must, as a minimum, include receivers subjected to predicted $L_{Aeq}(15\text{minute}) \geq RBL + 5\text{dB}$ for the applicable time period. Vibration level predictions up to 100m.	Predict noise and vibration levels to the sensitive receivers within the area surrounding the works, to include all receivers where the $L_{Aeq}(15\text{minute}) \geq RBL + 5\text{dB}$ and the vibration screening criteria are exceeded during the applicable time periods.
Assessment of mitigation	Demonstration that assessment of this stage includes reasonable and feasible mitigation measures if required.	Based on these predictions the Construction Noise and Vibration Management Plan (CNVMP) shall identify all feasible and reasonable mitigation measures to minimise noise and vibration from construction. Sections 4 and 5 identify the standard and additional mitigation measures to be included where applicable in the CNVMP. Eg. Detailed vibration assessments to include dilapidation surveys, continuous vibration monitoring and accurate vibration transfer measurements (site law measurements) for all buildings with the potential to exceed the screening criteria for vibration.
Documentation	Environmental Assessment and associated documentation	Activity or location specific Construction Noise Impact Statements Construction Noise and Vibration Management Plans OOHW Applications

3.1. Detailed Noise and Vibration Impact Statements

For all DNVIS reports the noise impacts are to be assessed based on construction scenarios. A construction scenario relating to noise impact is essentially a construction activity which is made up of the required plant and equipment. A number of construction scenarios will make up any one DNVIS report. In undertaking an assessment of the noise impact from a construction scenario(s) the following steps are to be taken:

- Identify all Noise and Vibration Sensitive Receivers (NSRs) which may be affected by the project.
 - Conduct background noise monitoring at representative NSRs to determine the rating background noise levels (RBLs) in accordance with the procedures presented in the EPA's Noise Policy for Industry, where RBLs have not been established in previous project stages.
 - Determine the appropriate noise and vibration management levels of each NSR.
 - Determine the source noise levels (Sound Power Levels) of each noise generating plant and equipment item required to undertake the construction scenario. Note: Sound Power Levels for each plant and equipment would be less than the maximum allowable levels found in Table 13 and Table 14.
 - Clearly indicate which mitigation measures identified in Section 4 have been/are to be incorporated into the noise assessment. Noise mitigation measures to be implemented will vary for reasons such as safety and space constraints, these are to be identified and the calculations adjusted accordingly.
 - For location specific construction scenarios and where applicable for generic scenarios, include the effects of noise shielding provided by site offices, residential fences, noise barriers or natural topographic features.
 - Where applicable include the effects of noise reflections and ground attenuation.
 - Calculate the L_{Aeq} noise or range of levels from construction scenarios at sensitive receiver groups, with the use of noise contour maps where appropriate and/or at 10 m, 25 m, 50 m, 75 m, 100 m and 200 m for more general construction activities.
 - Compare these against the goals identified for each NSR and identify predicted exceedances.
 - For night-time activities, calculate exceedances over the:
 - $L_{Aeq,15min}$ 40 dB(A) or the prevailing RBL plus 5 dB, whichever is the greater, and
 - L_{AFmax} 52 dB(A) or the prevailing RBL plus 15 dB, whichever is the greater.
- Where exceedances are predicted to occur, undertake a detailed maximum noise level event assessment in accordance with the Noise Policy for Industry (EPA, 2017).
- On completion of all DNVIS reports for the subjective classification of the noise impact is to be evaluated and documented as:
 - Low Impact
 - Moderate Impact
 - High Impact

The classifications are to be determined on a case-by-case basis with consideration of the following points:

- The location of the works in relation to NSRs with consideration of noise attenuation features such as noise barriers including topographical features (earth-mounds), buildings, dividing fences etc (distance of works from sensitive receiver(s)).

- The type and sensitivity of the NSRs:
 - Low Impact: e.g. Commercial buildings/ Scattered Residential (low density)
 - Moderate Impact: e.g. Standard residential (typical density)
 - High Impact: e.g. Residential home for the elderly/high density unit blocks/persistent complainers/residents deemed to have “construction noise fatigue”.
- Land use zoning and planning amenity objectives for the area.
- Construction and architectural design of impacted building, particularly the presence of any existing noise mitigation including that provided under a Noise Abatement Program or required by the ISEPP, Council DCP or other planning instrument.
- Existing ambient levels.
- The extent of noise exceedance above Noise Management Level.
- The likelihood for potential sleep disturbance (as described in the NPfI).
- The type of and intensity of noise emitted from works (i.e. tonal or impulsive):
 - Lower Impact: No high noise and/or vibration intensive activities
 - Moderate Impact: Short/intermittent high noise and/or vibration intensive activities
 - High Impact: Prolonged high noise and/or vibration intensive activities.
- The duration of any OOHW required.
- The time frames for any OOHW:
 - Lower Impact: 6.00 pm till 10.00 pm weekdays 1.00 pm till 10.00pm Saturdays 8.00 am till 6.00 pm Sundays or Public Holidays.
 - Moderate Impact: 10.00 pm to 7.00 am Weekday Nights 10.00 pm to 8.00 am Saturdays.
 - High Impact: 6.00 pm to 7.00 am Sundays and Public Holidays.
- As a result of noise classification and/or the noise level exceedances at sensitive receivers provided by the DNVIS reports, appropriate reasonable and feasible noise mitigation is to be adopted and implemented. For sites where works are predicted to significantly exceed noise goals and impact on receivers for a significant period of time, additional reasonable and feasible noise mitigation measures such as those outlined in Section 5 would be considered if practical to reduce the noise levels and impact on sensitive receivers.

3.2. General Noise and Vibration Impact Assessments

For works other than those carried out under an SSI Approval a more generalised approach is adopted to assess impacts, this is called a GNVIS. These assessments rely upon indicative Sound Power Level’s from typical plant and equipment (Table 8), auditing of plant and equipment during delivery, and typical variables that modify the transmission of noise and vibration to determine a predicted impact at the most affected NSR.

Where a change occurs in relation to works described in a GNVIS, it will be updated and resubmitted to Sydney Metro for approval. For example, works during standard working hours being rescheduled outside standard working hours.

The first step in the GNVIS is to determine the relevant period of time during which the works will occur. This is either during standard working hours, or outside standard working hours during daytime, evening or night. Depending on the timeframe there will be differing Noise Management Levels for the activity. Section 2.2 outlines how Noise Management levels (NML) are calculated.

Secondly, Table 8 is used to determine the Sound Power Level (SWL) of the Noisiest piece of Plant or Equipment. Each piece of plant or equipment is required by this standard to be audited regularly and the SWL confirmed to fall within the range indicated in Table 13 or Table 14.

Table 8 - Indicative SWL's for GNVIS Assessments

	Plant/Equipment Noise Level at 10m	dBA
Including non-continuous use reduction (-5dBA) and annoying activity penalty (+5dBA) for as per ICNG (refer to ICNG Appendix B for predicted noise level data).	Impact sheet piling rig	100
	Hand-held tamper, excavator with hammer, rock-breaker, driven/vibratory piling, concrete saw, diamond saw, air track drill, large dozer, hand-held rail grinder	95
	Jackhammer, rock crusher, angle grinder, pneumatic hammer, medium dozer, tracked loader, impact wrench	90
	Mainline tamper, ballast regulator, dynamic track stabiliser, vibratory roller, mainline rail grinder, ballast train (pour/fill ballast), chainsaw, tub grinder/large mulcher, scraper, grader, super-sucker/vacuum truck, large backhoe/wheeled front-end loader, bored piling, pavement profiler, fixed crane, tracked excavator	85
	Small bulldozer, small excavator, tower crane, truck-mounted crane, forklift, bobcat, skid-steer front-end loader, road truck/truck and dog, dump truck, concrete truck/pump/mixer, compressor, non-vibratory/large pad foot roller, whacker packer/compactor, water cart, pavement laying machine, asphalt truck and sprayer, line marking truck, standard penetration testing, welder, pin puller	80
	Concrete vibrator, cherry-picker scissor lift/elevated work platform/Franna crane, small backhoe, front end loader, fence post driver, electric drill rig, hand held rattle gun, generator (diesel/petrol), spreader	75
	Lighting tower, medium-rigid truck/semi-trailer, welding equipment, small front end loader	70
	Light vehicle, hand-tools (no impact), small cement mixer, attenuated generator (inside housing)	65

Thirdly, the nearest residential and non-residential sensitive receivers are identified that are closest to the point at which the noisiest piece of plant or equipment will be operated.

Lastly, a series of factors are considered which have either exacerbating or mitigating effects (Table 10) on the transmission of noise and vibration to arrive at a predicted noise level at both the residential and non-residential receiver. The predicted level is then compared against the NML and an exceedance is calculated. The receiver with the highest exceedance determines the level of Additional Mitigation Measures which must be considered (see Section 5).

All this information is collated into a table similar to Table 9 below.

Table 9 - GNVIS Calculations

Period	Noisiest Plant/Equipment SWL	Receiver Type	Enter the most applicable values from Table 8, then add to determine the Predicted Noise Level				Predicted Noise Level (1 + 2 + 3 + 4)	NML	Exceedance (Predicted Noise Level minus NML)
			1. Plant/Equipment Noise Level	2. Multiple Plant/Equipment	3. Local Screening	4. Distance Attenuation			
Standard Hours		Residential							
		Non-Residential							
Daytime OOH *		Residential							
		Non-Residential							
Evening OOH *		Residential							
		Non-Residential							
Night Time OOH *		Residential							
		Non-Residential							

Table 10 - Exacerbating and Mitigating Factors

Exacerbating and Mitigating Factors		dB(A)
Multiple Plant	More than one of the noisiest plant being used simultaneously at roughly the same location	+5
Local Screening	Existing screening between site and receiver (buildings, cuttings, canopies, etc.)	- 5
	Temporary screening to be implemented near work site	- 10
	Acoustic shed or enclosure	- 25
Distance Attenuation	< 10 metres	0
	10 to 20 metres	- 5
	20 to 35 metres	- 10
	35 to 60 metres	- 15
	60 to 100 metres	- 20
	100 to 180 metres	- 25
	180 to 350 metres	- 30
	350 to 1,000 metres	- 40

3.3. Noise and Vibration Sensitive Receivers

The sensitivity of occupants to noise and vibration varies according to the nature of the occupancy and the activities performed within the affected premises. For example, recording studios are more sensitive to vibration and ground borne noise than residential premises, which in turn are more sensitive than typical commercial premises.

Specific noise and vibration sensitive receivers (NSRs) relevant to individual construction sites would be identified and addressed in the Environmental Assessment of each Sydney Metro project. Each receiver would be identified as falling into one of the following categories:

- Commercial
- Educational
- Industrial
- Mixed residential/commercial
- Residential
- Residential occupied by shift workers
- Place of Worship
- Medical facilities
- Other sensitive receivers

3.4. Ground-Borne (Regenerated) Noise

Ground-borne noise as a result of construction activities is usually associated with tunnelling projects where equipment such as tunnel boring machines, road headers, rock hammers and drilling rigs are operated underground. It is therefore anticipated that ground-borne noise may be an issue during the construction of Sydney Metro projects.

If NSR's may be affected by ground-borne noise as a result of construction activities, a DNVIS or GNVIS report specifically in relation to the assessment of ground-borne construction noise would be undertaken.

In undertaking a DNVIS or GNVIS report for ground-borne construction noise the following steps are to be taken:

- Identify and quantify if necessary, any significant extraneous sources of ground-borne noise.
- Determine the location of each plant and equipment item in relation to each receiver.
- On the basis of ground-borne noise versus distance prediction algorithms for each plant item, determine the level of ground-borne noise at each building location. For highly sensitive building occupancies, such as recording studios, the assessment may need to incorporate the acoustic properties of the building space and the structural response of the building. This is to be determined by a qualified acoustic consultant, should ground-borne noise be a potential issue.
- Include the effect of all relevant standard mitigation measures as part of the construction scenario.
- Calculate the $L_{Aeq(15\text{minute})}$ noise levels from the proposed construction activities at each receiver and compare these to the ground-borne noise management levels.

3.5. Ground-Borne Vibration

Vibration as a result of construction activities is usually associated with tunnelling projects where equipment such as tunnel boring machines, road headers, rock hammers and drilling rigs are operated underground. It is therefore anticipated that ground-borne vibration may be an issue during the construction of Sydney Metro projects.

If vibration impacts are anticipated as a result of construction activities, a DNVIS or GNVIS report specifically in relation to the assessment of construction vibration would be undertaken.

In undertaking a DNVIS or GNVIS report for ground-borne construction vibration the following steps are to be taken:

- Determine the location of each plant and equipment item in relation to each receiver.
- On the basis of ground-borne vibration versus distance prediction algorithms for each plant item, determine the level of ground-borne vibration at each building location. For highly sensitive building occupancies, such as recording studios, the assessment may need to incorporate the vibration properties of the building space and the structural response of the building. This is to be determined by a qualified acoustic consultant, should ground-borne vibration be a potential issue.
- Include the effect of all relevant standard mitigation measures as part of the construction scenario.

Calculate the vibration levels from the proposed construction activities at each receiver and compare these to the ground-borne vibration criteria.

3.6. Vibration and Overpressure from Blasting

Vibration and overpressure as a result of construction activities is usually associated with tunnelling projects where blasting is required. If this construction is implemented then vibration and overpressure may be an issue during the construction of Sydney Metro projects.

If vibration and overpressure impacts are anticipated as a result of construction blasting, a DNVIS report, specifically in relation to the assessment of construction blasting would be undertaken regardless of the projects planning approval pathway.

In undertaking a DNVIS report for blasting vibration and overpressure the following steps are to be taken:

- Determine the location of blast charge in relation to each receiver.
- On the basis of vibration / overpressure versus distance prediction algorithms for blasting determine the level of vibration / overpressure at each receiver (building) location.
- Include the effect of all relevant standard mitigation measures as part of the construction scenario.

Calculate the vibration and overpressure levels from the proposed blasting activities at each receiver and compare these to the blasting criteria.

4. STANDARD NOISE AND VIBRATION MITIGATION MEASURES

4.1. Minimum Requirements

This section sets out the standard construction noise and vibration mitigation measures to be implemented on all Sydney Metro projects and delivered via relevant procedures, systems, environmental assessment, construction environmental management and all relevant contract documentation.

For all Sydney Metro construction projects, the standard mitigation measures in **Table 11** shall be applied by default where feasible and reasonable in order to minimise the potential noise and vibration impacts at the surrounding Noise Sensitive Receivers. The effect of applying standard mitigation measures may be considered in noise and vibration assessments to achieve NML's.

4.1.1. Management Strategies during Construction

- Construction hours would be in accordance with the ICNG, project approvals and the EPL if required, except where otherwise specified in an approved noise management plan.
- When working adjacent to schools, medical facilities and childcare centres, particularly noisy activities would be scheduled outside normal working hours, where feasible and reasonable.
- When working adjacent to churches and places of worship particularly noisy activities would be scheduled outside services, where feasible and reasonable.
- Avoiding the coincidence of noisy plant working simultaneously close together and adjacent to sensitive receivers will result in reduced noise emissions.
- Where feasible and reasonable, the offset distance between noisy plant items and nearby noise sensitive receivers would be as great as possible.
- Regular compliance checks on the noise emissions of all plant and machinery used for the project would indicate whether noise emissions from plant items were higher than predicted. This also identifies defective silencing equipment on the items of plant.
- Ongoing noise monitoring during construction at sensitive receivers during critical periods (i.e. times when noise emissions are expected to be at their highest - e.g. piling and hammering) to identify and assist in managing high risk noise events.
- Where feasible and reasonable heavy vehicle movements would be limited to daytime hours.
- The implementation of procedures to maximise the night-time onsite spoil storage capacity where spoil is produced between the hours of 10.00 pm and 7.00 am.
- Where feasible and reasonable, there will be coordination with any required ancillary works (utility relocations etc.) to minimise overall noise impacts and to avoid scheduling such activities during planned respite periods.

4.1.2. Site Induction for all Employees, Contractors and Subcontractors

The site induction would include the following as a minimum:

- All relevant project specific and standard noise and vibration mitigation measures
- Relevant licence and approval conditions
- Permissible hours of work
- Any limitations on high noise generating activities
- Location of nearest sensitive receivers
- Construction employee parking areas
- Designated loading/unloading areas and procedures
- Site opening/closing times (including deliveries)
- Identification of activities likely to cause complaint
- Environmental incident reporting and management procedures

4.1.3. Source Noise Control Strategies

- Engines and exhausts are typically the dominant noise sources on mobile plant such as cranes, graders, excavators, heavy vehicles, etc. In order to minimise noise emissions, residential grade mufflers would be fitted on all mobile plant utilised on Sydney Metro construction projects.
- The use of damped hammers is recommended such as the 'City' model Rammer hammers. These reduce the 'ringing' of the rock pick, cylinder and excavator arm that is commonly associated with rock breaking works. Approximately 10 dB attenuation can be achieved compared to undamped hammers of the same size.
- Regular maintenance of all plant and machinery used for the project will assist in minimising noise emissions, including the reporting of the results.
- Acoustic enclosure of plant items, if required, as identified during compliance monitoring.
- Use of engine exhaust brakes should be avoided where possible. Air brake silencers would be correctly installed and fully operational for any heavy vehicle that approaches and uses any Sydney Metro construction site.
- Non-tonal reversing alarms would be used for all permanent mobile plant operating on Sydney Metro construction projects. Whilst the use of non-tonal reversing alarms is suggested to ensure noise impacts are minimised, it is noted that OH&S requirements must also be fully satisfied.

4.1.4. Noise Barrier Control Strategies

Temporary noise barriers are recommended between the noise sources and nearby potentially affected noise sensitive receivers, wherever feasible. Typically, 5 dB to 15 dB attenuation can be achieved with a well designed and constructed barrier.

4.1.5. Acoustic Enclosures

Where significant noise impacts are predicted and/or long periods of construction works are planned, acoustic enclosures can be used as an effective mitigation method. Acoustic enclosures act to contain the sources of noise, whilst also providing the benefit of screening the construction site from view. An enclosure with no openings would be expected to provide attenuation the order of 20 dB.

4.1.6. Vibration Control Strategies

Attended vibration measurements are required at the commencement of vibration generating activities to confirm that vibration levels satisfy the criteria for that vibration generating activity. Where there is potential for exceedances of the criteria further vibration site law investigations would be undertaken to determine the site-specific safe working distances for that vibration generating activity. Continuous vibration monitoring with audible and visible alarms would be conducted at the nearest sensitive receivers whenever vibration generating activities need to take place inside the calculated safe-working distances.

4.1.7. Community Consultation

Active community consultation and the maintenance of positive, cooperative relationships with schools, local residents and building owners and occupiers assists in managing impacts from noisier operations and in alleviating concerns and thereby minimising disturbance and complaint. This includes, for example:

- Periodic notification of work activities and progress (e.g. regular letterbox drops, e-consult)
- Specific notification (letter-box drop) prior to especially noisy activities
- Comprehensive website information
- Project information and construction response telephone line
- Email distribution list

4.2. Summary of the Standard Mitigation Measures

The actions set out in **Table 11** must be implemented on all Sydney Metro construction projects.

Table 11: Standard Mitigation Measures to Reduce Construction Noise and Vibration

Action required	Applies to	Details
Management Measures		
Implementation of any project specific mitigation measures required	Airborne noise Ground-borne noise and vibration	In addition to the measures set out in this table, any <i>project specific</i> mitigation measures identified in the environmental assessment documentation (e.g. EA, REF, submissions or representations report) or approval or licence conditions must be implemented.

Action required	Applies to	Details
Implement community consultation measures	Airborne noise Ground-borne noise and vibration	Periodic Notification (monthly letterbox drop) ¹ Website Project information and construction response telephone line Email distribution list Place Managers
Register of Noise Sensitive Receivers	Airborne noise Ground-borne noise and vibration	A register of all noise and vibration sensitive receivers (NSRs) would be kept on site. The register would include the following details for each NSR: <ul style="list-style-type: none"> • Address of receiver • Category of receiver (e.g. Residential, Commercial etc.) • Contact name and phone number
Site inductions	Airborne noise Ground-borne noise and vibration	All employees, contractors and subcontractors are to receive an environmental induction. The induction must at least include: <ul style="list-style-type: none"> • All relevant project specific and standard noise and vibration mitigation measures • Relevant licence and approval conditions • Permissible hours of work • Any limitations on high noise generating activities • Location of nearest sensitive receivers • Construction employee parking areas • Designated loading/unloading areas and procedures • Site opening/closing times (including deliveries) • Environmental incident procedures
Behavioural practices	Airborne noise	No swearing or unnecessary shouting or loud stereos/radios; on site. No dropping of materials from height; throwing of metal items; and slamming of doors. No excessive revving of plant and vehicle engines Controlled release of compressed air.
Monitoring	Airborne noise Ground-borne noise and vibration	A noise monitoring program is to be carried out for the duration of the works in accordance with the Construction Noise and Vibration Management Plan and any approval and licence conditions.

¹ Detailing all upcoming construction activities at least 14 days prior to commencement of relevant works

Action required	Applies to	Details
Attended vibration measurements	Ground-borne vibration	Attended vibration measurements are required at the commencement of vibration generating activities to confirm that vibration levels satisfy the criteria for that vibration generating activity. Where there is potential for exceedances of the criteria further vibration site law investigations would be undertaken to determine the site-specific safe working distances for that vibration generating activity. Continuous vibration monitoring with audible and visible alarms would be conducted at the nearest sensitive receivers whenever vibration generating activities need to take place inside the applicable safe-working distances.
Source Controls		
Construction hours and scheduling	Airborne noise Ground-borne noise and vibration	Where feasible and reasonable, construction would be carried out during the standard daytime working hours. Work generating high noise and/or vibration levels would be scheduled during less sensitive time periods.
Construction respite period	Ground-borne noise and vibration Airborne noise	High noise and vibration generating activities ² may only be carried out in continuous blocks, not exceeding 3 hours each, with a minimum respite period of one hour between each block ³ .
Equipment selection	Airborne noise Ground-borne noise and vibration	Use quieter and less vibration emitting construction methods where feasible and reasonable. For example, when piling is required, bored piles rather than impact-driven piles will minimise noise and vibration impacts. Similarly, diaphragm wall construction techniques, in lieu of sheet piling, will have significant noise and vibration benefits.
Maximum noise levels	Airborne-noise	The noise levels of plant and equipment must have operating Sound Power Levels compliant with the criteria in Table 13 .
Rental plant and equipment	Airborne-noise	The noise levels of plant and equipment items are to be considered in rental decisions and in any case cannot be used on site unless compliant with the criteria in Table 13 .
Plan worksites and activities to minimise noise and vibration	Airborne noise Ground-borne vibration	Plan traffic flow, parking and loading/unloading areas to minimise reversing movements within the site.
Non-tonal reversing alarms	Airborne noise	Non-tonal reversing beepers (or an equivalent mechanism) must be fitted and used on all construction vehicles and mobile plant regularly used on site and for any out of hours work.

² Includes jack and rock hammering, sheet and pile driving, rock breaking and vibratory rolling.

³ "Continuous" includes any period during which there is less than a 60 minutes respite between ceasing and recommencing any of the work.

Action required	Applies to	Details
Minimise disturbance arising from delivery of goods to construction sites	Airborne noise	<p>Loading and unloading of materials/deliveries is to occur as far as possible from NSRs</p> <p>Select site access points and roads as far as possible away from NSRs</p> <p>Dedicated loading/unloading areas to be shielded if close to NSRs</p> <p>Delivery vehicles to be fitted with straps rather than chains for unloading, wherever feasible and reasonable</p>
Path Controls		
Shield stationary noise sources such as pumps, compressors, fans etc	Airborne noise	<p>Stationary noise sources would be enclosed or shielded whilst ensuring that the occupational health and safety of workers is maintained. Appendix F of AS 2436: 1981 lists materials suitable for shielding.</p>
Shield sensitive receivers from noisy activities	Airborne noise	<p>Use structures to shield residential receivers from noise such as site shed placement; earth bunds; fencing; erection of operational stage noise barriers (where practicable) and consideration of site topography when situating plant.</p>

Table 12: Minimum Requirements for Construction Methods

Method	Minimum Requirements
Excavator	Ensure that the Sound Power Levels given in Table 13 have been met.
Truck	Ensure that the Sound Power Levels given in Table 13 have been met.
Rock breakers and jackhammers	<p>Ensure that the Sound Power Levels given in Error! Reference source not found. have been met.</p> <p>Noise and vibration monitoring would be conducted at the nearest identified NSR where exceedances of the criteria have been predicted.</p>
PCF	<p>Where it has been predicted that vibration / regenerated noise is likely to be in excess of the nominated goals, specific notification would be given to all NSRs a minimum of 2 weeks prior to a shot being fired.</p> <p>Vibration and overpressure monitoring would be conducted at the nearest identified NSR.</p>
Blasting	<p>Where it has been predicted that vibration / overpressure is likely to be in excess of the nominated goals, specific notification would be given to all NSRs a minimum of 2 weeks prior to a shot being fired.</p> <p>Vibration and overpressure monitoring would be conducted at the nearest identified NSR.</p>
TBM	Noise and vibration monitoring would be conducted at the nearest identified NSR where levels are expected to exceed the relevant noise and vibration goals.
Road headers	Noise and vibration monitoring would be conducted at the nearest identified NSR where levels are expected to exceed the relevant noise and vibration goals.

4.3. Maximum Allowable Plant Sound Power Levels

Plant or equipment operating on Sydney Metro project construction sites shall have an operating sound power level (SWL) which is no higher than the corresponding SWL presented in **Table 13** unless justified. The SWLs presented in **Table 13** have been compiled from a selection of field measurements conducted between 2004 and 2008 of plant and equipment operating on large construction projects throughout NSW and are therefore considered to be representative of plant and equipment SWLs which are readily achieved by current plant and equipment normally used in the construction industry.

Table 13: Maximum Allowable Sound Power Levels for Construction Equipment

Equipment	Maximum Allowable Sound Power Level (dB) LAmax	Maximum Allowable Sound Pressure Level (dB) LAmax at 7 m
Excavator Hammer	118	93
Excavator (approx. 3 tonne)	90	65
Excavator (approx. 6 tonne)	95	70
Excavator (approx. 10 tonne)	100	75
Excavator (approx. 20 tonne)	105	80
Excavator (approx. 30 tonne)	110	85
Excavator (approx. 40 tonne)	115	90
Skidsteer Loaders (approx. 1/2 tonne)	107	82
Skidsteer Loaders (approx. 1 tonne)	110	85
Dozer (tracking) - equiv. CAT D8	118	93
Dozer (tracking) - equiv. CAT D9	120	95
Dozer (tracking) - equiv. CAT D10	121	96
Backhoe/FE Loader	111	86
Dump Truck (approx. 15 tonne)	108	83
Concrete Truck	112	87
Concrete Pump	109	84
Concrete Vibrator	105	80
Bored Piling Rig	110	85
Scraper	110	85
Grader	110	85
Vibratory Roller (approx. 10 tonne)	114	89
Vibratory Pile Driver	121	96
Impact Piling Rig	134	109
Compressor (approx. 600 CFM)	100	75
Compressor (approx. 1500 CFM)	105	80
Concrete Saw	118	93
Jackhammer	113	88
Generator	104	79
Lighting Tower	80	55
Flood Lights	90	65

Equipment	Maximum Allowable Sound Power Level (dB) LAmax	Maximum Allowable Sound Pressure Level (dB) LAmax at 7 m
Cherry Picker	102	77
Mobile Crane	110	85

Where an item of construction equipment is not listed in **Table 13**, generic sound power levels presented in **Table 14** may be adopted.

Table 14: Generic Equipment or System Sound Power Level Limit¹

Equipment	Maximum Allowable Sound Power Level (dB) LAmax	Maximum Allowable Sound Pressure Level (dB) LAmax at 7 m
Motorised (<25kW)	90	65
Motorised (<50kW)	95	70
Motorised (<100kW)	100	75
Motorised (<200kW)	105	80
Motorised (>200kW)	110	85
All other Auxiliary Equipment or Systems	90	65

Note 1: Sound Power Levels in dBA relative to 10 pW.

4.4. Auditing and Monitoring

All significant noise generating items of plant would have noise audits conducted upon arrival at a Sydney Metro construction site and at 6 month intervals thereafter. The purpose of these audits is to validate that individual items of plant and equipment fall within the Sound Power Level ranges identified in **Table 13**.

Where it has been identified within this strategy that noise and/or vibration monitoring is required at the nearest sensitive receiver; however, the nearest sensitive receiver has refused monitoring at their property, monitoring would be undertaken at the near point to that receiver within the site boundary or at another suitable location determined by an acoustic consultant.

5. ADDITIONAL NOISE AND VIBRATION MITIGATION MEASURES

The implementation of the standard management measures, compliance with maximum sound power levels for plant and equipment, construction hour management and standard community consultation measures in this Strategy should significantly reduce the noise and vibration impacts on nearby sensitive receivers.

Nevertheless, due to the highly variable nature of construction activities and the likelihood of work outside the standard construction hours on Sydney Metro projects, some exceedances of the construction noise and vibration management levels are likely to be unavoidable.

Where there is a potential exceedance of the construction noise and vibration management levels, a number of additional measures to mitigate such exceedances – primarily aimed at pro-active engagement with affected sensitive receivers – would be explored and have been included in this Strategy. The additional mitigation measures to be applied are outlined in **Table 15**.

Table 15: Additional Management Measures

Measure	Description	Abbreviation
Alternative accommodation	Alternative accommodation options may be provided for residents living in close proximity to construction works that are likely to incur unreasonably high impacts over an extended period of time. Alternative accommodation will be determined on a case-by-case basis.	AA
Monitoring	Where it has been identified that specific construction activities are likely to exceed the relevant noise or vibration goals, noise or vibration monitoring may be conducted at the affected receiver(s) or a nominated representative location (typically the nearest receiver where more than one receiver have been identified). Monitoring can be in the form of either unattended logging or operator attended surveys. The purpose of monitoring is to inform the relevant personnel when the noise or vibration goal has been exceeded so that additional management measures may be implemented.	M
Individual briefings	Individual briefings are used to inform stakeholders about the impacts of high noise activities and mitigation measures that will be implemented. Communications representatives from the contractor would visit identified stakeholders at least 48 hours ahead of potentially disturbing construction activities. Individual briefings provide affected stakeholders with personalised contact and tailored advice, with the opportunity to comment on the project.	IB
Letter box drops	For each Sydney Metro project, a newsletter is produced and distributed to the local community via letterbox drop and the project mailing list. These newsletters provide an overview of current and upcoming works across the project and other topics of interest. The objective is to engage and inform and provide project-specific messages. Advanced warning of potential disruptions (e.g. traffic changes or noisy works) can assist in reducing the impact on the community. Content and newsletter length is determined on a project-by-project basis. Most projects distribute notifications on a monthly basis. Each newsletter is graphically designed within a branded template.	LB
Project specific respite offer	The purpose of a project specific respite offer is to provide residents subjected to lengthy periods of noise or vibration respite from an ongoing impact.	RO

Measure	Description	Abbreviation
Phone calls and emails	Phone calls and/or emails detailing relevant information would be made to identified/affected stakeholders within 7 days of proposed work. Phone calls and/or emails provide affected stakeholders with personalised contact and tailored advice, with the opportunity to provide comments on the proposed work and specific needs etc.	PC
Specific notifications	Specific notifications would be letterbox dropped or hand distributed to identified stakeholders no later than 7 days ahead of construction activities that are likely to exceed the noise objectives. This form of communication is used to support periodic notifications, or to advertise unscheduled works.	SN

5.1. Applying Additional Mitigation Measures

In circumstances where following application of the standard mitigation measures, the LAeq(15minute) construction noise and vibration levels are still predicted to exceed the Noise Management Level, the relevant Additional Mitigation Measures (AMM) are considered to determine any offset strategies for these impacts (**Table 16**).

The following steps need to be carried out to determine the Additional Mitigation Measures to be implemented:

- Determine the duration (time period) when the work is to be undertaken.
- Determine the level of exceedance above the NML.
- From the AMM table, identify the additional mitigation measures to be implemented (abbreviation codes are explained in **Table 15**).

Table 16: Additional Mitigation Measures – Airborne Construction Noise

Time Period		Mitigation Measures			
		Predicted LAeq (15minute) noise level Above NML			
		0 to 10 dB	10 to 20 dB	20 to 30 dB	> 30 dB
Standard	Mon-Fri (7.00 am - 6.00 pm)	-	LB	LB, M, SN	LB, M, SN
	Sat (8.00 am - 1.00 pm)				
	Sun/Pub Hol (Nil)				
OOHW (Evening)	Mon-Fri (6.00 pm - 10.00 pm)	LB	LB, M	LB, M, SN, RO	LB, M, SN, IB, PC, RO
	Sat (1.00 pm - 10.00 pm)				
	Sun/Pub Hol (8.00 am - 6.00 pm)				
OOHW (Night)	Mon-Fri (10.00 pm - 7.00 am)	LB	LB, M, SN, RO	LB, M, SN, IB, PC, RO, AA	LB, M, SN, IB, PC, RO, AA
	Sat (10.00 pm - 8.00 am)				
	Sun/Pub Hol (6.00 pm - 7.00 am)				

Table 17: Additional Mitigation Measures – Ground Borne Construction Noise

Time Period		Mitigation Measures		
		Predicted LAeq (15minute) noise level Above NML		
		0 to 10 dB	10 to 20 dB	> 20 dB
Standard	Mon-Fri (7.00 am - 6.00 pm)	No NML for GBN during standard hours, refer to Table 18		
	Sat (8.00 am - 1.00 pm)			
	Sun/Pub Hol (Nil)			
OOHW (Evening)	Mon-Fri (6.00 pm - 10.00 pm)	LB	LB, M, SN	LB, M, SN, IB, PC, RO
	Sat (1.00 pm - 10.00 pm)			
	Sun/Pub Hol (8.00 am - 6.00 pm)			
OOHW (Night)	Mon-Fri (10.00 pm - 7.00 am)	LB, M, SN	LB, M, SN, IB, PC, RO, AA	LB, M, SN, IB, PC, RO, AA
	Sat (10.00 pm - 8.00 am)			
	Sun/Pub Hol (6.00 pm - 7.00 am)			

Table 18: Additional Mitigation Measures - Ground-borne Vibration

Time Period		Mitigation Measures
		Predicted Vibration Levels Exceed Maximum Levels
Standard	Mon-Fri (7.00 am - 6.00 pm)	LB, M, RO
	Sat (8.00 am - 1.00 pm)	
	Sun/Pub Hol (Nil)	
OOHW (Evening)	Mon-Fri (6.00 pm - 10.00 pm)	LB, M, IB, PC, RO, SN
	Sat (1.00 pm - 10.00 pm)	
	Sun/Pub Hol (8.00 am - 6.00 pm)	
OOHW (Night)	Mon-Fri (10.00 pm - 7.00 am)	LB, M, IB, PC, RO, SN, AA
	Sat (10.00 pm - 8.00 am)	
	Sun/Pub Hol (6.00 pm - 7.00 am)	

6. MONITORING, AUDITING AND REPORTING

6.1. Plant Noise Auditing, Compliance Evaluation and Reporting

In order to compare the noise levels of plant and equipment with the values in **Section 4.3**, the following guidelines are recommended:

- Measurements of Sound Pressure Level (SPL) at 7 m (with plant or equipment stationary) shall be undertaken using procedures that are consistent with the requirements of Australian Standard AS2012–1990 Acoustics – Measurement of Airborne Noise Emitted by Earthmoving Machinery and Agricultural Tractors – Stationary Test Condition Part 1: Determination of Compliance with Limits for Exterior Noise.
- Measurements of Sound Power Level (SWL) shall be determined using procedures that are consistent with the requirements of International Standard ISO 9614-2 1996 Acoustics – Determination of sound power levels of noise sources using sound intensity - Part 2: Measurement by scanning.
- If measuring the SPL at 7 m of moving plant, compliance measurements would be guided by the requirements of Australian Standard AS2012–1977 Method for Measurement of Airborne Noise from Agricultural Tractors and Earthmoving Machinery.

For all measurements, the plant or equipment under test would be measured while operating under typical operating conditions. If this is not practical, it may be appropriate to conduct a stationary test at high idle.

In the case of an exceedance in Sound Power Levels the item of plant would either be replaced, or the advice of an acoustic consultant would be sought to provide suitable mitigation measures, which may include:

- ensuring all bolts are tightened and no parts are loose
- cleaning and/or lubricating moving parts
- replacing old or worn parts
- implementing additional or upgrading existing muffling devices
- building enclosures around items of stationary plant (e.g. pumps or generators).

A register of measured sound power levels for each item of plant would be kept for reference where future noise audits are conducted. The register would be reviewed annually in conjunction with this strategy and corresponding revisions made to the Sound Power Levels presented in **Section 4.3** to represent contemporary plant noise emission levels.

6.2. Noise Monitoring

Where a DNVIS or GNVIS has been prepared for a Sydney Metro construction site and it has been predicted that noise levels may be in excess of the nominated construction noise goals at a noise sensitive receiver, noise monitoring would be conducted at:

- the affected receiver; or
- if more than one affected receiver has been identified, at the nearest affected receiver; or

- where the nearest affected receiver refuses noise monitoring on their property, at the near point to that receiver within the site boundary.
- If it can be demonstrated that direct measurement of noise from the construction site is impractical, alternative means of determining construction noise levels may be adopted in accordance with Chapter 7 of the Noise Policy for Industry.

All noise monitoring results would be assessed against the nominated noise goals and compiled into a report to be forwarded to the construction contractor and project manager. Reporting would be submitted to the construction contractor and project manager within one week of being undertaken or at weekly intervals for continuous monitoring. All noise monitoring reports would also be made available to the public through a publically accessible website.

6.3. Vibration Monitoring

Where it is anticipated that an item of plant will exceed the cosmetic damage criteria given in **Section 2.3.3**, vibration monitoring would be required at the nearest affected receiver. Where it is anticipated that an item of plant will exceed the human response / ground borne noise criteria and concerns have been raised regarding vibration, vibration monitoring would also be required at the receiver(s) under question.

All vibration monitoring results would be assessed against the nominated vibration goals and compiled into a report to be forwarded to the construction contractor and project manager. Reporting would be submitted to the construction contractor and project manager within one week of being undertaken or at weekly intervals for continuous monitoring. All vibration monitoring reports would also be made available to the public through the publically accessible website.

6.4. Blast Monitoring

As specified in the minimum requirements presented in **Section 3.6**, vibration and overpressure monitoring would be conducted for all PCF and blasting activities which take place on Sydney Metro construction sites.

Monitoring would be conducted as a minimum at the sensitive receiver(s) likely to receive the maximum vibration and/or overpressure emissions from the blast as identified by an acoustic consultant.

All blast monitoring results would be assessed against the nominated goals and compiled into a report to be forwarded to the construction contractor and project manager. All blast monitoring reports would also be made available to the public through the Sydney Metro website.

As the effect of vibration and overpressure from blasting have the potential to cause structural damage to buildings and services, accurate records of all blasts are required to be maintained. Such records would describe the location of the blast and all the blast holes, the design of the blast in terms of type of explosives, mass of explosives, initiating system used, ground vibration and overpressure measurement data.

Records of every blast would be kept for a minimum of seven years. A longer period of retention of the records may be warranted if a construction project is blasted over an extended or disrupted period.

For any section of tunnel construction where blasting is proposed, a series of initial trials at reduced scale shall be conducted prior to production blasting to determine site-specific blast response characteristics and to define allowable blast sizes to meet the airblast overpressure and ground vibration limits.

6.5. Dilapidation Surveys

If construction activities have the potential to cause damage through vibration to nearby public utilities, structures, buildings and their contents, an Existing Condition Inspection of these items is required to be undertaken in accordance with AS 4349.1 “*Inspection of Buildings*” except where a planning approval specifies an alternate process.

Prior to conducting the Existing Condition Inspections, the property owners will be advised of the inspection scope and methodology and the process for making a property damage claim. At the same time, maintain a register of all properties inspected and of any properties where owners refused the inspection offer.

The findings of all dilapidation surveys conducted for each Sydney Metro construction site would be compiled into a report to be forwarded to the construction contractor and project manager. Follow-up Condition Inspections would be required at the completion of certain major works (e.g. completion of shaft bulk excavation works).

7. COMPLAINT HANDLING

All complaints handling would be in accordance with the Sydney Metro Construction Complaints Management System.

8. COMMUNITY CONSULTATION AND LIAISON

All community consultation would be in accordance with relevant project communications plans.

9. DOCUMENTATION REQUIREMENTS

Any acoustic assessment, CNVIS or CNVMP undertaken for the Sydney Metro project must document the following as a minimum (where applicable):

- Acoustic Terminology / Glossary
- Overview of the Project / Works
- Secretary's Environmental Assessment Requirements
- EPL conditions (if applicable)
- Site Plan and Sensitive Receivers
- Ambient Noise Monitoring: methodology, locations, analysis and results
- Construction Noise and Vibration Criteria
 - Construction Airborne Noise Criteria
 - Construction Tunnelling Ground-borne Noise Criteria (if applicable)
 - Construction Ground-borne Noise Criteria
 - Construction Vibration Criteria
- Construction Noise and Vibration Assessment
 - Construction Airborne Noise Methodology / Predictions
 - Construction Tunnelling Ground-borne Noise Methodology / Predictions (if applicable)
 - Construction Ground-borne Noise Methodology / Predictions
 - Construction Vibration Methodology / Predictions
- Summary of Noise and Vibration Impacts
- Summary of all Standard and Additional Mitigation Measures
- References

All noise and vibration predictions are to be presented (as a minimum) as facade noise maps for a distance of at least 300 m in all directions from each work site / project area under assessment.

10. REFERENCES

Related Documents and References
<ul style="list-style-type: none"> ANZEC, 1990, Technical basis for guidelines to minimise annoyance due to blasting overpressure and ground vibration. Australian and New Zealand Environment Council.
<ul style="list-style-type: none"> APTA, 1981, Guidelines for Design of Rapid Transit Systems. American Public Transit Association.
<ul style="list-style-type: none"> AS 2107, 2000, Acoustics - Recommended design sound levels and reverberation times for building interiors. Standards Australia.
<ul style="list-style-type: none"> AS 2012 Part 1, 1990, Acoustics - Measurement of airborne noise emitted by earth-moving machinery and agricultural tractors - Stationary test condition - Determination of compliance with limits for exterior noise. Standards Australia.
<ul style="list-style-type: none"> AS 2187, Part 2, 2006, Explosives - Storage and Use - Part 2: Use of Explosives. Standards Australia.
<ul style="list-style-type: none"> AS 2436, 2010, Guide to Noise Control on Construction, Demolition and Maintenance Sites. Standards Australia.
<ul style="list-style-type: none"> AS 4349, 2007, Inspection of buildings - General requirements. Standards Australia.
<ul style="list-style-type: none"> BS 6472, 1992, Evaluation of Human Exposure Vibration in Buildings. The British Standards Institution.
<ul style="list-style-type: none"> BS 7385 Part 2, 1993, Evaluation and Measurement for Vibration in Buildings Part 2. The British Standards Institution.
<ul style="list-style-type: none"> Colin G. Gordon, 1999, Generic Vibration Criteria for Vibration-Sensitive Equipment. International Society for Optical Engineering.
<ul style="list-style-type: none"> The Association of Australian Acoustical Consultants (AAAC) Technical Guideline on Child Care Centre Noise Assessments
<ul style="list-style-type: none"> DECC, 1999, Environmental Criteria for Road Traffic Noise. NSW Environment Protection Authority.
<ul style="list-style-type: none"> DEC, 2006, Assessing Vibration: a technical guideline. NSW Environment Protection Authority.
<ul style="list-style-type: none"> DECC, 2009, Interim Construction Noise Guideline. NSW Environment Protection Authority.
<ul style="list-style-type: none"> EN ISO 9641, Part 2, 1996, Acoustics - Determination of sound power levels of noise sources using sound intensity – Part 2: Measurement by scanning. International Organization for Standardization.
<ul style="list-style-type: none"> EPA, 2017, NSW Noise Policy for Industry. NSW Environment Protection Authority.
<ul style="list-style-type: none"> RTA, 2001, Environmental noise management manual, NSW Roads and Traffic Authority.
<ul style="list-style-type: none">
<ul style="list-style-type: none">

This page has intentionally been left blank

