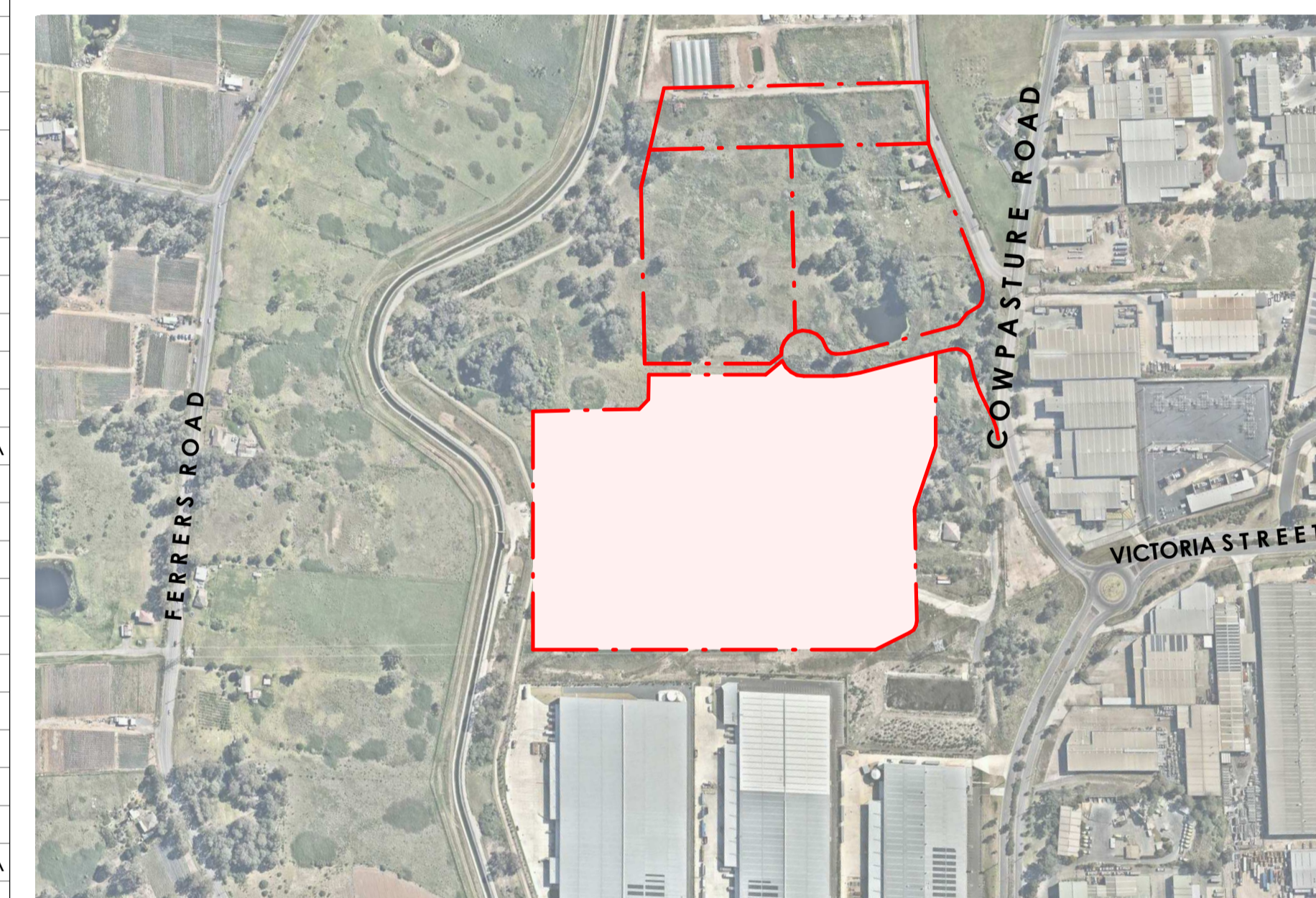


ISSUE	AMENDMENT	DATE	CHK'D
P 1	ISSUED FOR INFORMATION	16.12.19	SJE
P 2	ISSUED FOR INFORMATION	17.12.19	SJE
P 3	ISSUED FOR INFORMATION	17.01.20	SJE
A	DA ISSUE	31.01.20	SJE
B	DA SUBMISSION	17.02.20	SN
C	DA SUBMISSION	27.02.20	SN
D	DA SUBMISSION	03.06.20	SN
E	DA SUBMISSION	17.06.20	SN
F	DA SUBMISSION	24.06.20	SN

PROPOSED CUSTOMER FULFILMENT CENTRE HORSLEY BUSINESS PARK, NSW 2164



DA - DRAWING LIST		
SHEET N°	SHEET NAME	SCALE
DA001	COVER SHEET, SHEET LIST & LOCALITY PLAN	N/A
DA010	SITE CONTEXT PLAN	1:3000 @ A1
DA015	EXISTING CONDITIONS & SURVEY PLAN	1:1000 @ A1
DA020	OVERALL SITE PLAN	1:750 @ A1
DA030	GROUND FLOOR GROSS FLOOR AREA	1:750 @ A1
DA031	OFFICE FIRST FLOOR & MEZZANINE GROSS FLOOR AREA	1:750 @ A1
DA100	OVERALL FLOOR PLAN	1:400 @ A1
DA101	LOWER MEZZANINE PLAN	1:400 @ A1
DA102	UPPER MEZZANINE PLAN	1:400 @ A1
DA105	STAFF CAR PARKING PLANS	1:400 @ A1
DA106	STAFF CARPARKING SECTIONS	1:400 @ A1
DA110	OVERALL ROOF PLAN	1:400 @ A1
DA115	EXTERNAL FINISHES SCHEDULE	N/A
DA120	OVERALL ELEVATIONS	1:400 @ A1
DA130	OVERALL SECTIONS	1:400 @ A1
DA150	MAIN OFFICE - PLANS	1:100 @ A1
DA151	MAIN OFFICE - ELEVATIONS & SECTIONS	1:100 @ A1
DA180	ANCILLARY BUILDINGS - SHEET 1	1:200 @ A1
DA181	ANCILLARY BUILDINGS - SHEET 2	1:200 @ A1
DA182	ANCILLARY BUILDINGS - SHEET 3	1:100 @ A1
DA183	ANCILLARY BUILDINGS - SHEET 4	1:100 @ A1
DA184	ANCILLARY BUILDINGS - SHEET 5	1:100 @ A1
DA185	ANCILLARY BUILDING - SHEET 6	1:100 @ A1
DA200	SHADOW DIAGRAMS	N/A
DA300	ARTIST IMPRESSIONS	N/A
25		



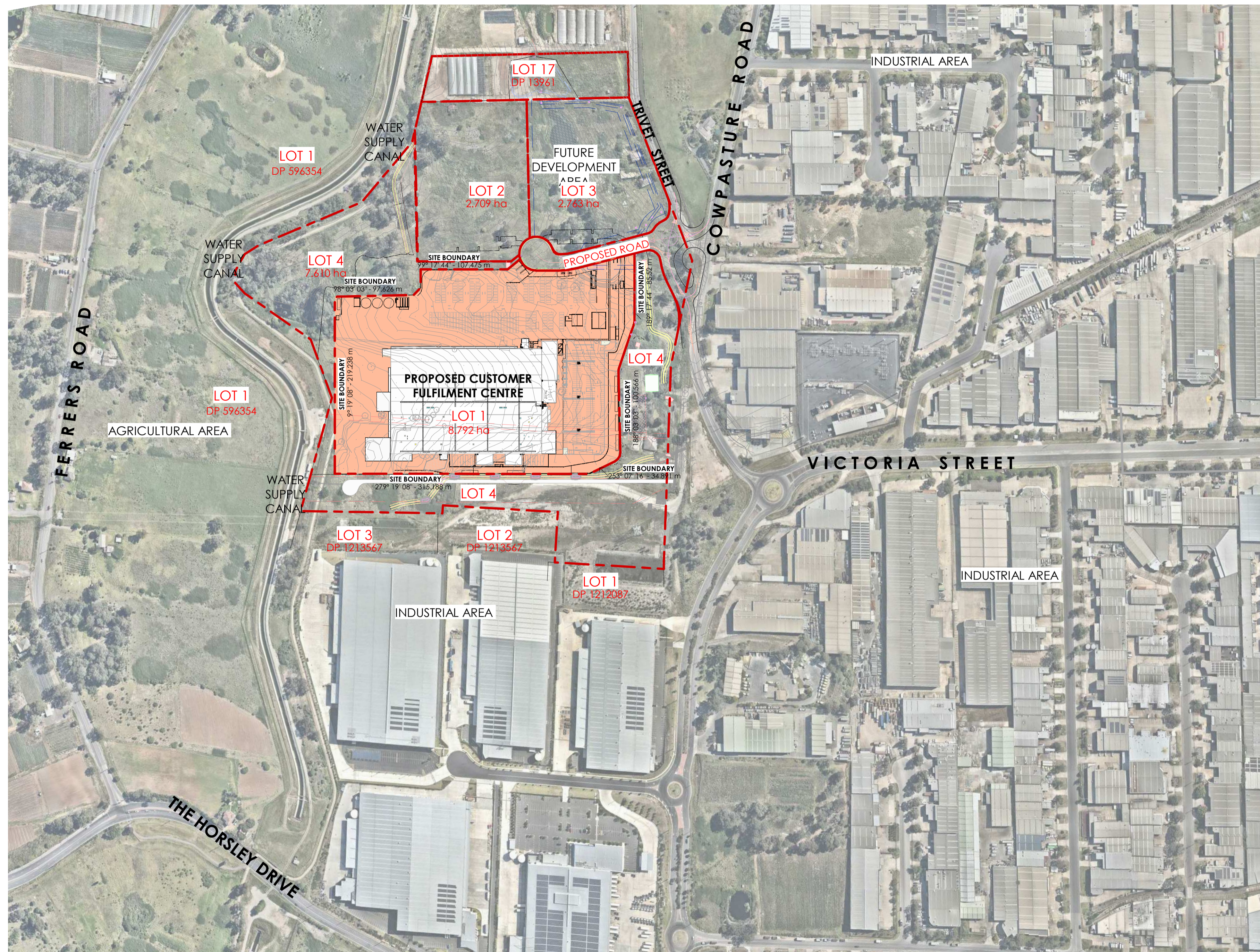
LOCALITY PLAN



COVER SHEET, SHEET LIST & LOCALITY PLAN

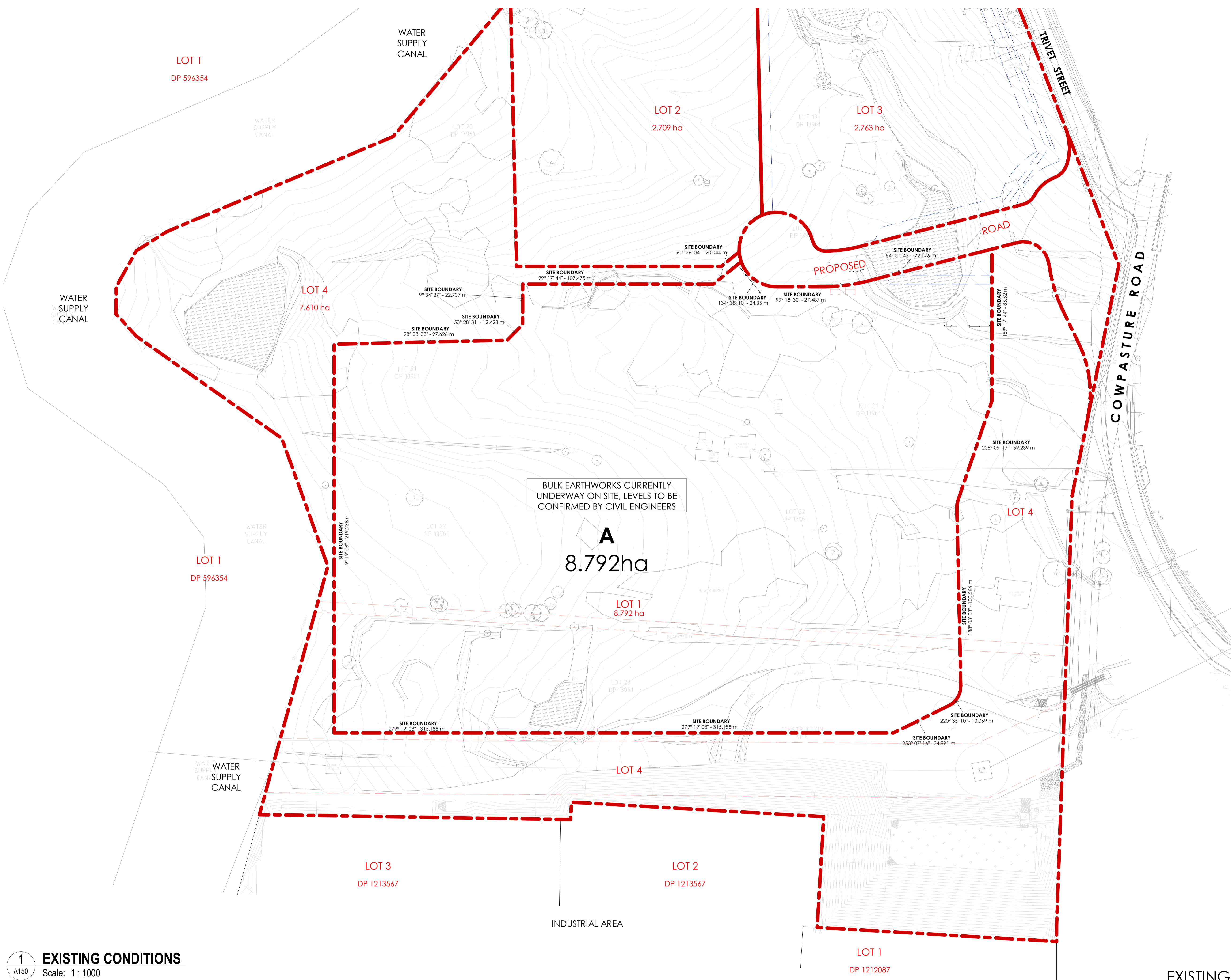


ISSUE	AMENDMENT	DATE	CHK'D
P 1	ISSUED FOR INFORMATION	16.12.19	SJE
P 2	ISSUED FOR INFORMATION	17.12.19	SJE
P 3	ISSUED FOR INFORMATION	17.01.20	SJE
A	DA ISSUE	31.01.20	SJE
B	DA SUBMISSION	17.02.20	SN
C	DA SUBMISSION	27.02.20	SN
D	LOTS, NUMBERS & BOUNDARY LINES ADDED	15.04.20	SN
E	DA SUBMISSION	03.06.20	SN
F	DA SUBMISSION	17.06.20	SN
G	DA SUBMISSION	24.06.20	SN



1 SITE CONTEXT PLAN
Scale: 1 : 3000

ISSUE	AMENDMENT	DATE	CHK'D
P 1	ISSUED FOR INFORMATION	16.12.19	SJE
P 2	ISSUED FOR INFORMATION	17.12.19	SJE
P 3	ISSUED FOR INFORMATION	17.01.20	SJE
A	DA ISSUE	31.01.20	SJE
B	DA SUBMISSION	17.02.20	SN
C	DA SUBMISSION	27.02.20	SN
D	DA SUBMISSION	03.06.20	SN
E	DA SUBMISSION	17.06.20	SN
F	DA SUBMISSION	24.06.20	SN



1 EXISTING CONDITIONS
 A150 Scale: 1:1000

LEFFLER SIMES PTY LTD SYDNEY 7 YOUNG ST, NEUTRAL BAY, NSW 2089 T:+61 2 99093344
 ABN 39 001 043 992 MELBOURNE LEVEL 2 - 370 LT BOURKE ST, VIC 3000 T:+61 3 96546344
 WEB: www.lefflersimes.com.au BRISBANE 2 - 290 BOUNDARY ST, SPRING HILL, QLD 4004+61 7 31235544

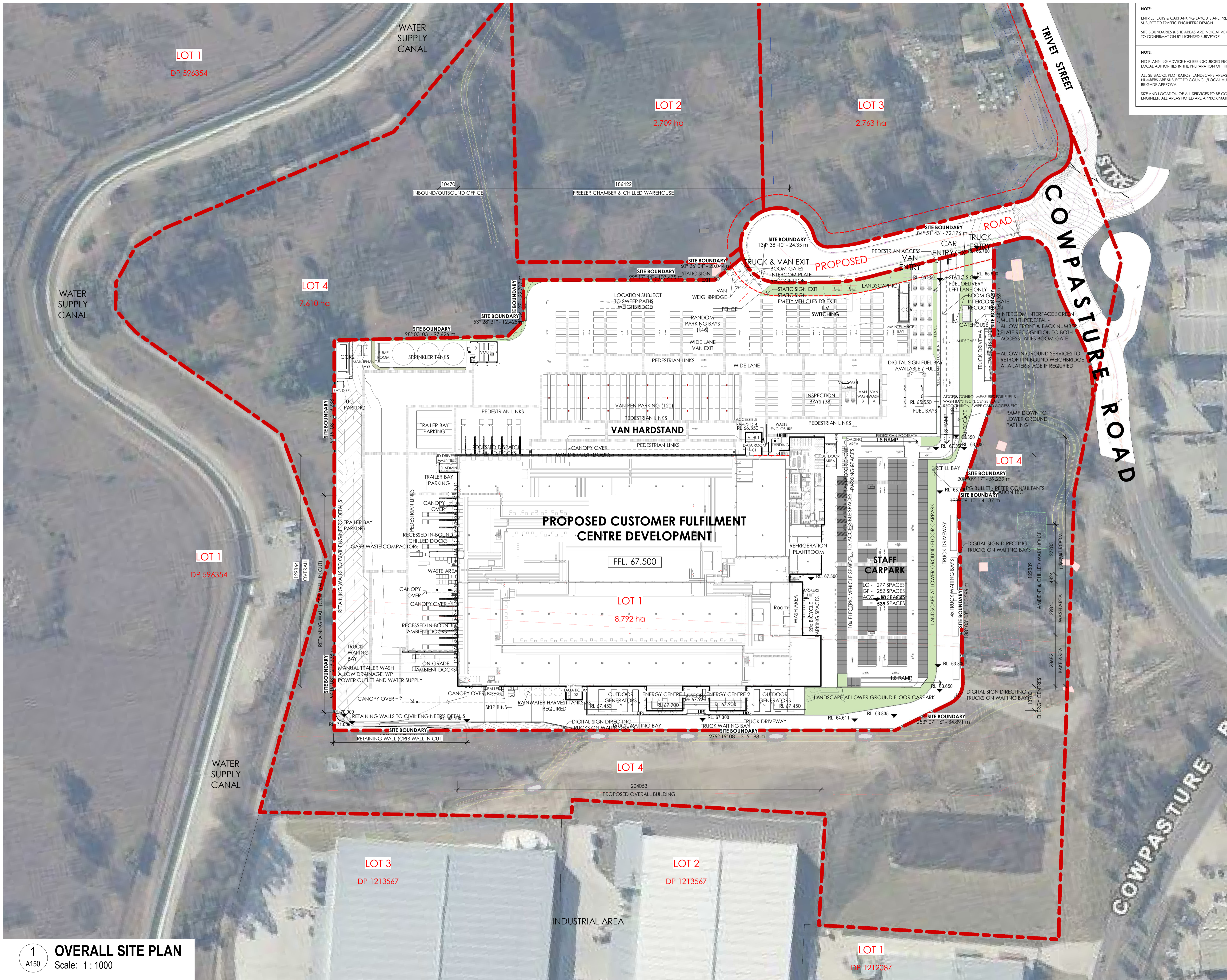


SCALE 1:1000
PROPOSED CUSTOMER FULFILMENT CENTRE
 HORSLEY BUSINESS PARK, NSW 2164

JOB NO: 4812
 DATE: NOV '19
 DRAWN: LSA

DWG NO. REV. DA015 F
EXISTING CONDITIONS & SURVEY PLAN
 LEFFLER SIMES ARCHITECTS





NOTE:
ENTRIES, EXITS & CARPARKING LAYOUTS ARE PRELIMINARY ONLY & SUBJECT TO TRAFFIC ENGINEERS DESIGN
SITE BOUNDARIES & SITE AREAS ARE INDICATIVE ONLY AND SUBJECT TO CONFIRMATION BY LICENSED SURVEYOR

NOTE:
NO PLANNING ADVICE HAS BEEN SOURCED FROM COUNCIL & LOCAL AUTHORITIES IN THE PREPARATION OF THIS SITE SKETCH PLAN.
ALL SETBACKS, PLOT RATIOS, LANDSCAPE AREAS & CARPARKING NUMBERS ARE SUBJECT TO COUNCIL/LOCAL AUTHORITY/FREE BRIDGE APPROVAL
SITE AND LOCATION OF ALL SERVICES TO BE CONFIRMED BY ENGINEER. ALL AREAS NOTED ARE APPROXIMATE ONLY

THIS DRAWING AND DESIGN IS SUBJECT TO COPYRIGHT AND MAY NOT BE REPRODUCED WITHOUT PRIOR WRITTEN CONSENT OF LEFFLER SIMES PTY LTD

green building council australia
MEMBER

Australian Institute of Architects
Member

ISSUE	AMENDMENT	DATE	CHK'D
P 1	ISSUED FOR INFORMATION	16.12.19	SJE
P 2	ISSUED FOR INFORMATION	17.12.19	SJE
P 3	ISSUED FOR INFORMATION	16.01.20	SJE
P 4	ISSUED FOR INFORMATION	17.01.20	SJE
A	DA ISSUE	31.01.20	SJE
B	DA SUBMISSION	17.02.20	SN
C	DA SUBMISSION	27.02.20	SN
D	LOTS, NUMBERS & BOUNDARY LINES ADDED	15.04.20	SN
E	DA SUBMISSION	03.06.20	SN
F	DA SUBMISSION	17.06.20	SN
G	DA SUBMISSION	24.06.20	SN

GROSS LETTABLE AREA SCHEDULE (GLA) AS PER...

WAREHOUSE	23,903 m ²
MEZZANINE	17,938 m ²
MAIN OFFICE-GF	983 m ²
MAIN OFFICE-FF	931 m ²
INBOUND/DISPATCH OFFICE	101 m ²
DATA CENTRE 1	71 m ²
DATA CENTRE 2	72 m ²
VMU HUT	185 m ²
VI HUT	47 m ²
BAKERY	502 m ²
TOTE WASH (incl. section internal to W.H.)	532 m ²
GATEHOUSE	40 m ²
TOTAL	45,305 m²

PREMISES EXCLUDED FROM 'AFL' GLA SCHEDULE

ENERGY CENTRE 1	277 m ²
ENERGY CENTRE 2	277 m ²
PLANT ROOM	482 m ²

CAR PARKING SCHEDULE

STAFF (GF)	252
STAFF (LG)	277
STAFF ACCESSIBLE	10
TOTAL	539

BICYCLES/MOTORCYCLES PARKING SCHEDULE

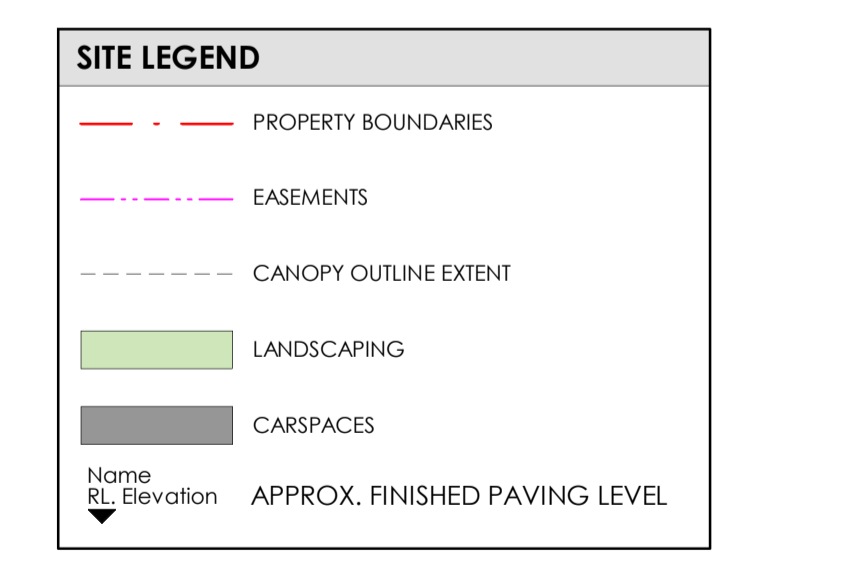
BICYCLE	20
MOTORCYCLE	29
TOTAL	49

SERVICE VEHICLE PARKING SCHEDULE


TRAILER	21
TRUCK WAITING	25
VAN	306

SITE DESCRIPTION

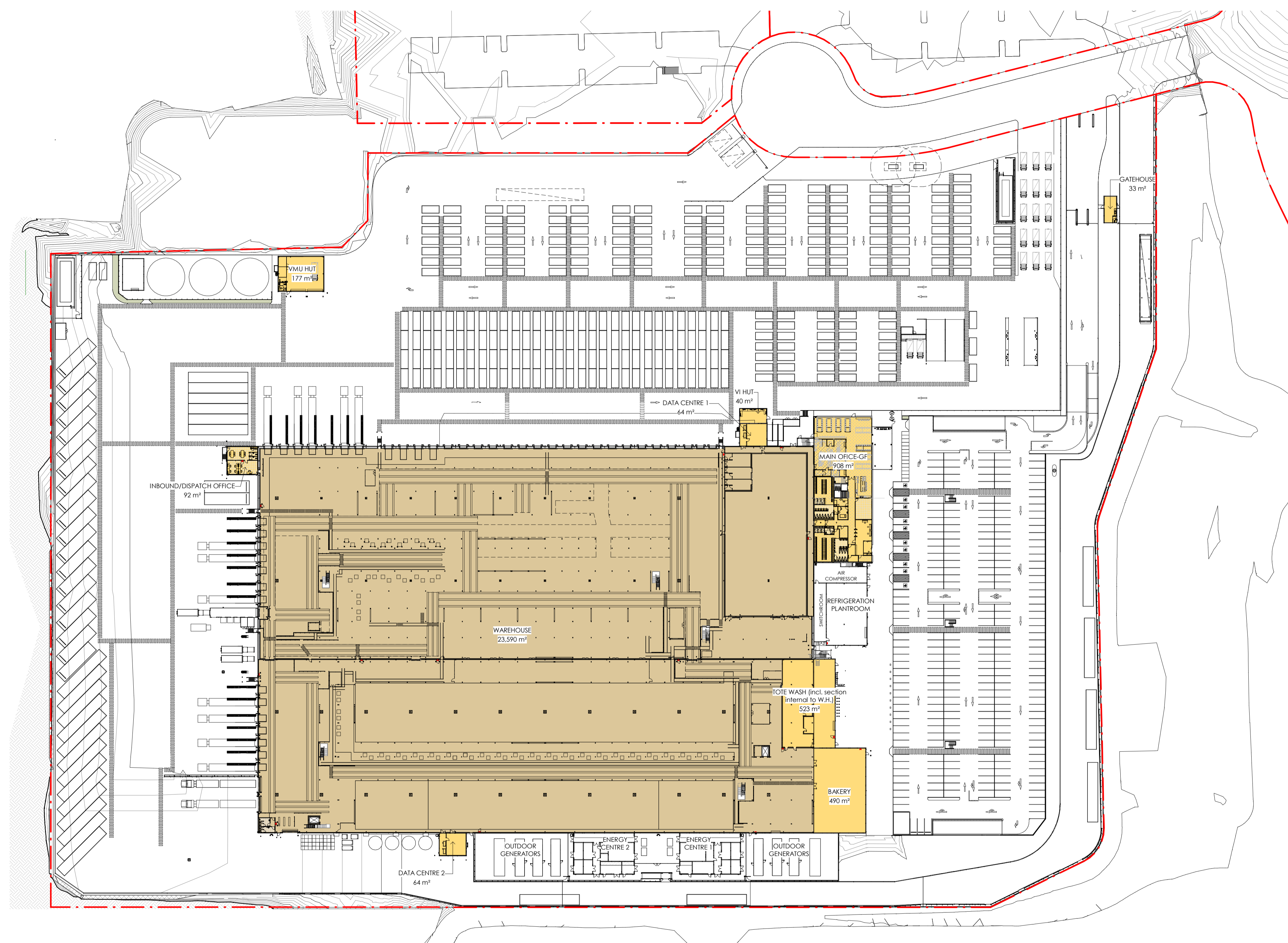
PROPOSED SITE AREA	87,924 m ²
HARDSTAND AREA	43,694 m ²
CARPARK AREA -GF	7,045 m ²
CARPARK AREA -LG	6,875 m ²



1 OVERALL SITE PLAN
A150 Scale: 1:1000



ISSUE	AMENDMENT	DATE	CHK'D
A	DA SUBMISSION	17.06.20	SN
B	DA SUBMISSION	24.06.20	SN

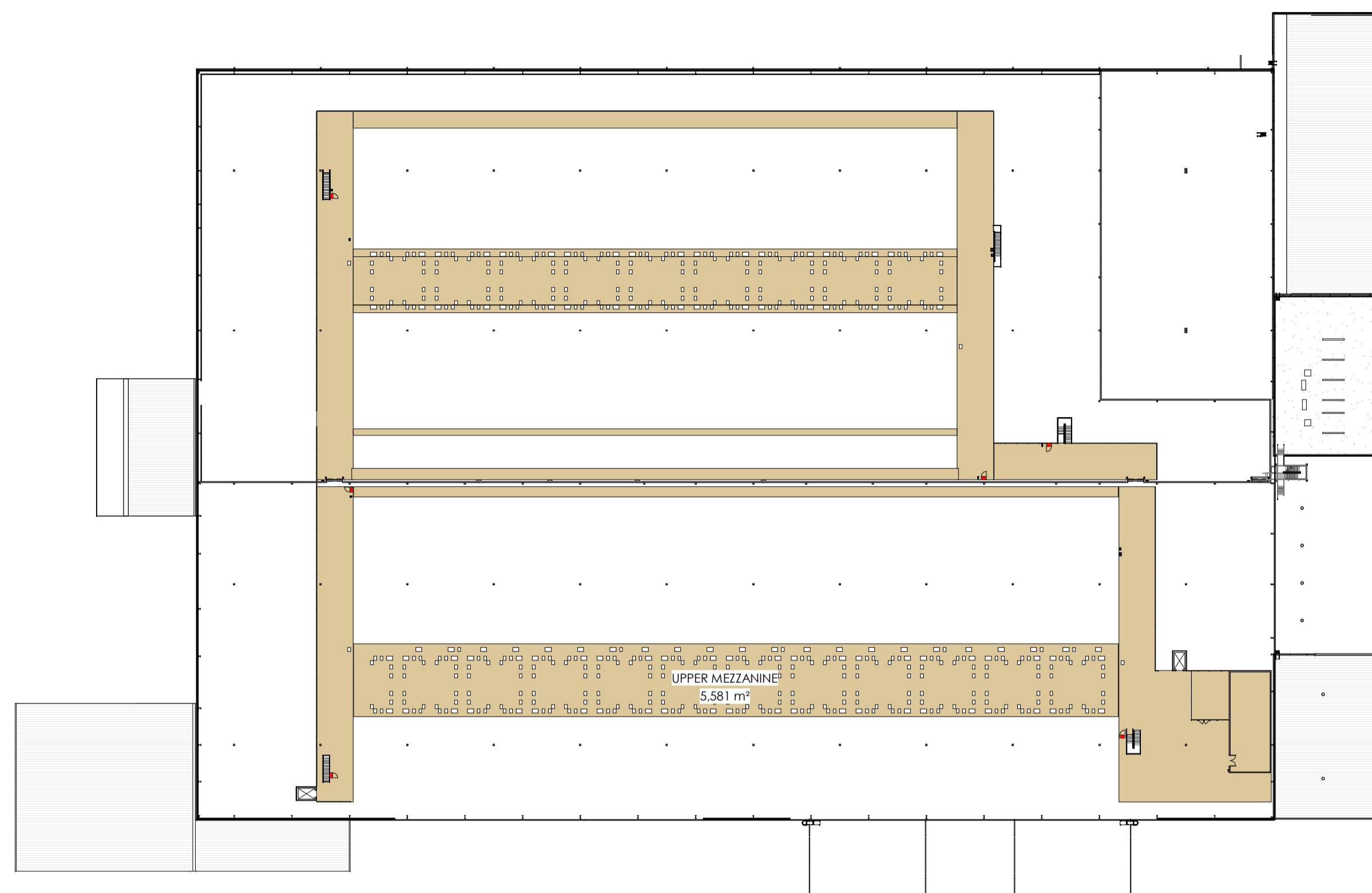


GROSS FLOOR AREA SCHEDULE (GFA)	
WAREHOUSE	23,590 m ²
LOWER MEZZANINE	12,268 m ²
UPPER MEZZANINE	5,581 m ²
MAIN OFFICE-GF	908 m ²
MAIN OFFICE-FF	883 m ²
INBOUND/DISPATCH OFFICE	92 m ²
DATA CENTRE 1	64 m ²
DATA CENTRE 2	64 m ²
VMU HUT	177 m ²
VI HUT	40 m ²
BAKERY	490 m ²
TOTE WASH (incl. section internal to W.H.)	523 m ²
GATEHOUSE	33 m ²
TOTAL GFA	44,713 m²

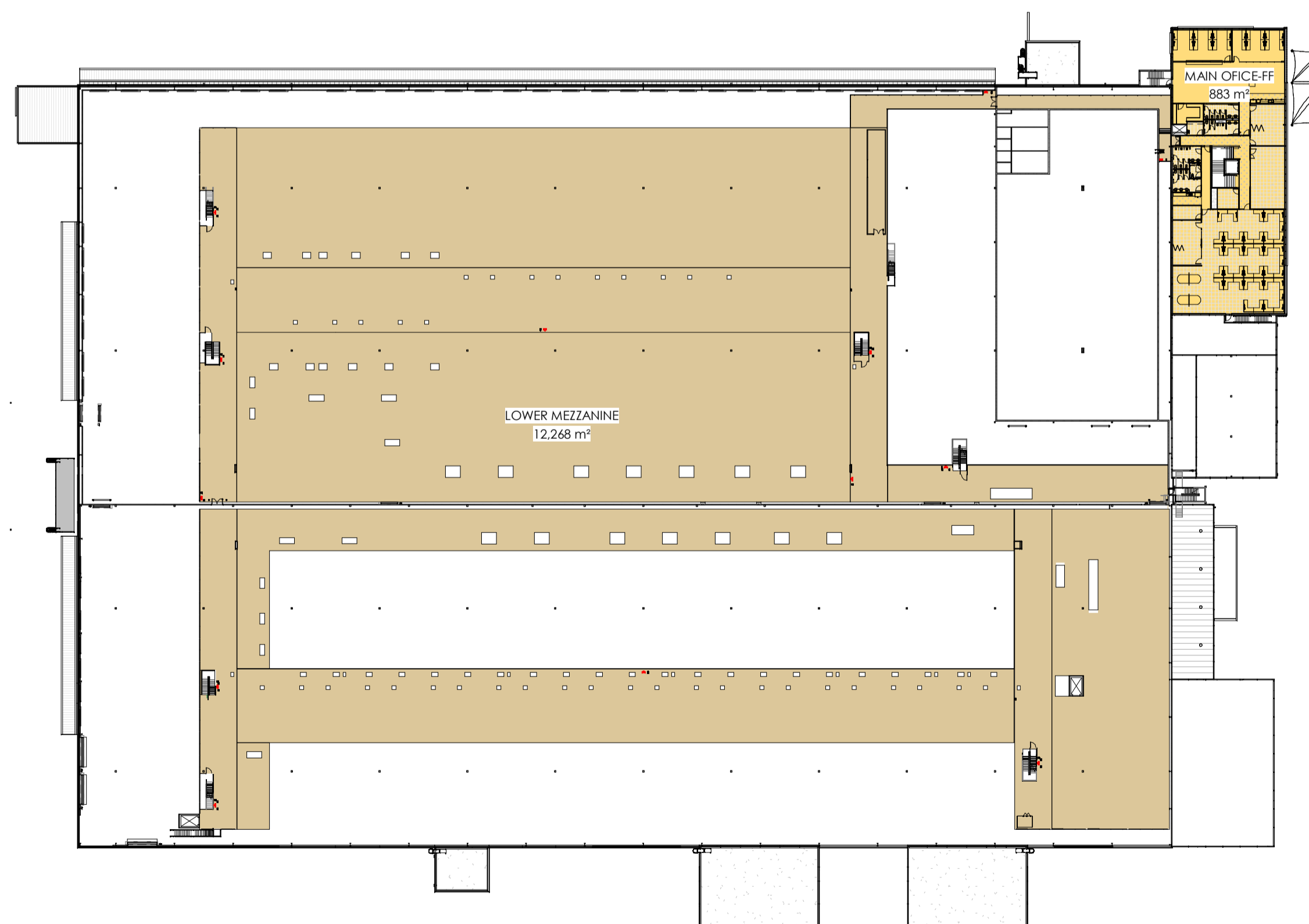
NOTE:
 REFRIGERATION PLANTROOM, AIR COMPRESSOR, SWITCH ROOM AND ENERGY CENTRES EXCLUDED.

PRELIMINARY

1 GROUND FLOOR(GFA)
 Scale: 1 : 750



2 UPPER MEZZANINE(GFA)
 Scale: 1 : 750



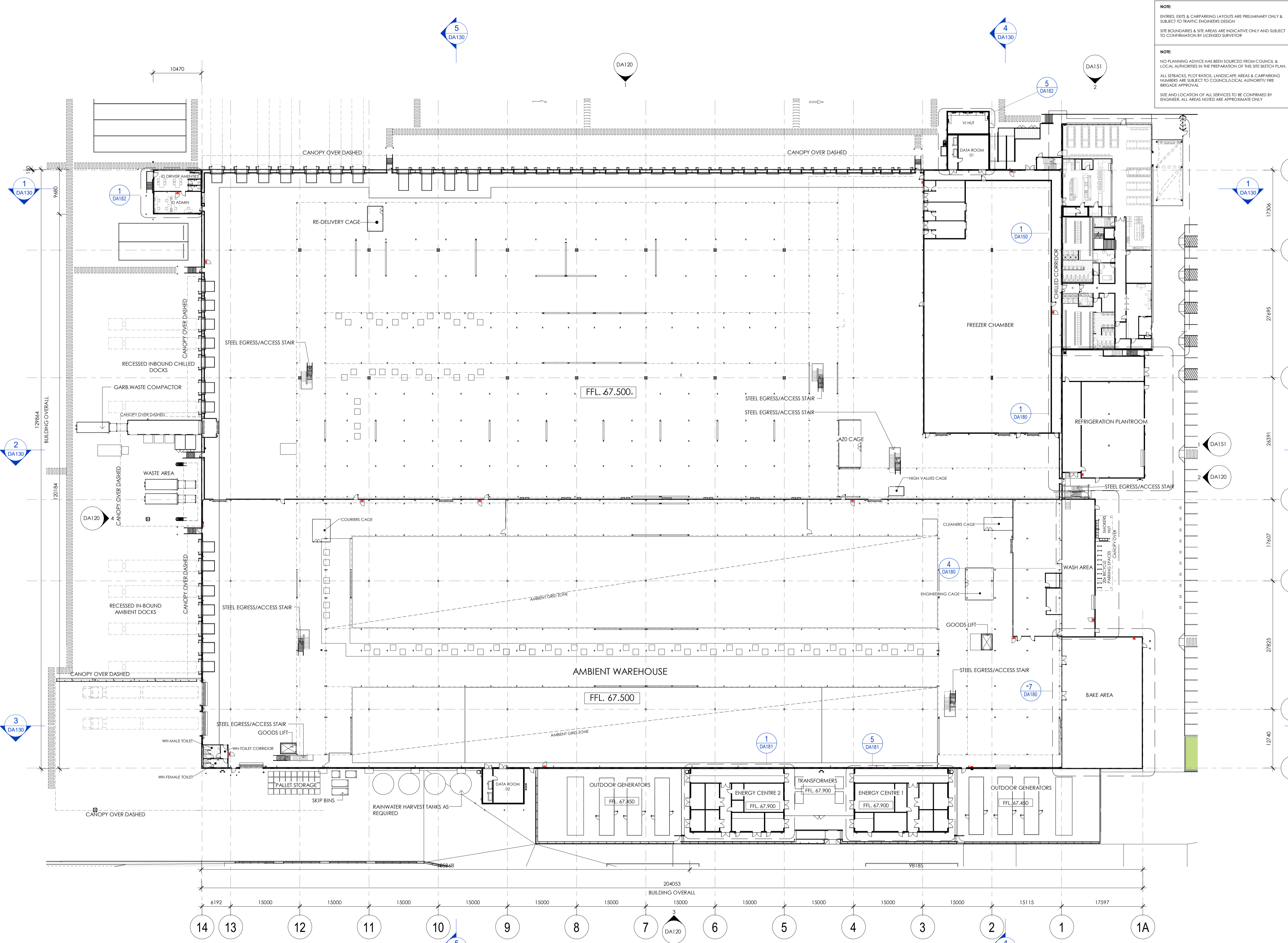
1 MAIN OFFICE FIRST FLOOR & LOWER MEZZANINE(GFA)
 Scale: 1 : 750

GROSS FLOOR AREA SCHEDULE (GFA)	
WAREHOUSE	23,590 m ²
LOWER MEZZANINE	12,268 m ²
UPPER MEZZANINE	5,581 m ²
MAIN OFFICE-GF	908 m ²
MAIN OFFICE-FF	883 m ²
INBOUND/DISPATCH OFFICE	92 m ²
DATA CENTRE 1	64 m ²
DATA CENTRE 2	64 m ²
VMU HUT	177 m ²
VI HUT	40 m ²
BAKERY	490 m ²
TOTE WASH (incl. section internal to W.H.)	523 m ²
GATEHOUSE	33 m ²
TOTAL GFA	44,713 m²

NOTE:
 REFRIGERATION PLANTROOM, AIR COMPRESSOR, SWITCH ROOM AND ENERGY CENTRES EXCLUDED.

PRELIMINARY





NOTE:
ENTRIES, EXITS & CARPARKING LAYOUTS ARE PRELIMINARY ONLY & SUBJECT TO TRAFFIC ENGINEERS DESIGN
SITE BOUNDARIES & SITE AREAS ARE INDICATIVE ONLY AND SUBJECT TO CONFIRMATION BY LICENSED SURVEYOR

NOTE:
NO PLANNING ADVICE HAS BEEN SOURCED FROM COUNCIL & LOCAL AUTHORITIES IN THE PREPARATION OF THIS SITE SKETCH PLAN. ALL SETBACKS, PLOT RATIOS, LANDSCAPE AREAS & CARPARKING NUMBERS ARE SUBJECT TO COUNCIL/LOCAL AUTHORITY/ FREE BRIDGE APPROVAL

SITE AND LOCATION OF ALL SERVICES TO BE CONFIRMED BY ENGINEER. ALL AREAS NOTED ARE APPROXIMATE ONLY

THIS DRAWING AND DESIGN IS SUBJECT TO COPYRIGHT AND MAY NOT BE REPRODUCED WITHOUT PRIOR WRITTEN CONSENT OF LEFFLER SIMES PTY LTD

green building council australia MEMBER

Australian Institute of Architects Member

ISSUE	AMENDMENT	DATE	CHK'D
P 1	ISSUED FOR INFORMATION	16.12.19	SJE
P 2	ISSUED FOR INFORMATION	17.12.19	SJE
P 3	ISSUED FOR INFORMATION	17.01.20	SJE
A	DA ISSUE	31.01.20	SJE
B	DA SUBMISSION	17.02.20	SN
C	DA SUBMISSION	27.02.20	SN
D	DA SUBMISSION	03.06.20	SN
E	DA SUBMISSION	17.06.20	SN
F	DA SUBMISSION	24.06.20	SN

1 OVERALL GROUND FLOOR
A150 Scale: 1 : 400



OVERALL FLOOR PLAN

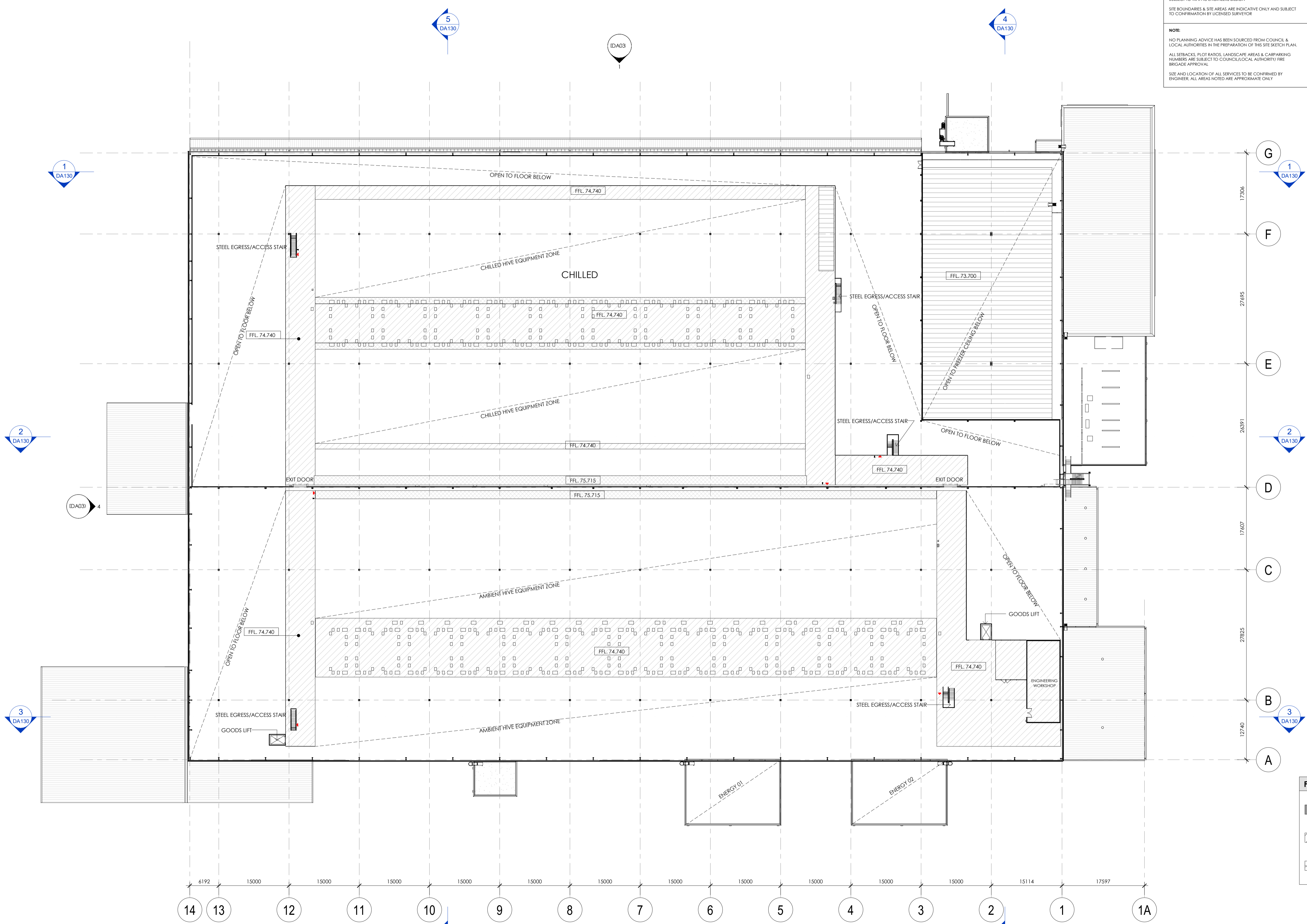
NOTE:
ENTRIES, EXITS & CARPARKING LAYOUTS ARE PRELIMINARY ONLY & SUBJECT TO TRAFFIC ENGINEERS DESIGN
SITE BOUNDARIES & SITE AREAS ARE INDICATIVE ONLY AND SUBJECT TO CONFIRMATION BY LICENSED SURVEYOR

NOTE:
NO PLANNING ADVICE HAS BEEN SOURCED FROM COUNCIL & LOCAL AUTHORITIES IN THE PREPARATION OF THIS SITE SKETCH PLAN.
ALL SETBACKS, PLOT RATIOS, LANDSCAPE AREAS & CARPARKING NUMBERS ARE SUBJECT TO COUNCIL/LOCAL AUTHORITY FIRE BRIGADE APPROVAL
SITE AND LOCATION OF ALL SERVICES TO BE CONFIRMED BY ENGINEER. ALL AREAS NOTED ARE APPROXIMATE ONLY

THIS DRAWING AND DESIGN IS SUBJECT TO COPYRIGHT AND MAY NOT BE REPRODUCED WITHOUT PRIOR WRITTEN CONSENT OF LEFFLER SIMES PTY LTD



ISSUE	AMENDMENT	DATE	CHK'D
P 1	ISSUED FOR INFORMATION	16.12.19	SJE
P 2	ISSUED FOR INFORMATION	17.12.19	SJE
P 3	ISSUED FOR INFORMATION	17.01.20	SJE
A	DA ISSUE	31.01.20	SJE
B	DA SUBMISSION	17.02.20	SN
C	DA SUBMISSION	27.02.20	SN
D	DA SUBMISSION	03.06.20	SN
E	DA SUBMISSION	17.06.20	SN



FLOOR LEGEND


	CONCRETE MEZZANINE
	TIMBER MEZZANINE
	STEEL MESH WALKWAY

1 UPPER MEZZANINE PLAN
Scale: 1 : 400




UPPER MEZZANINE PLAN

ISSUE	AMENDMENT	DATE	CHK'D
P 1	ISSUED FOR INFORMATION	16.12.19	SJE
P 2	ISSUED FOR INFORMATION	17.12.19	SJE
P 3	ISSUED FOR INFORMATION	17.01.20	SJE
A	DA ISSUE	31.01.20	SJE
B	DA SUBMISSION	17.02.20	SN
C	DA SUBMISSION	27.02.20	SN
D	DA SUBMISSION	03.06.20	SN
E	DA SUBMISSION	17.06.20	SN
F	DA SUBMISSION	24.06.20	SN



1 CARPARK - GROUND FLOOR-DA
 A135 Scale: 1:400

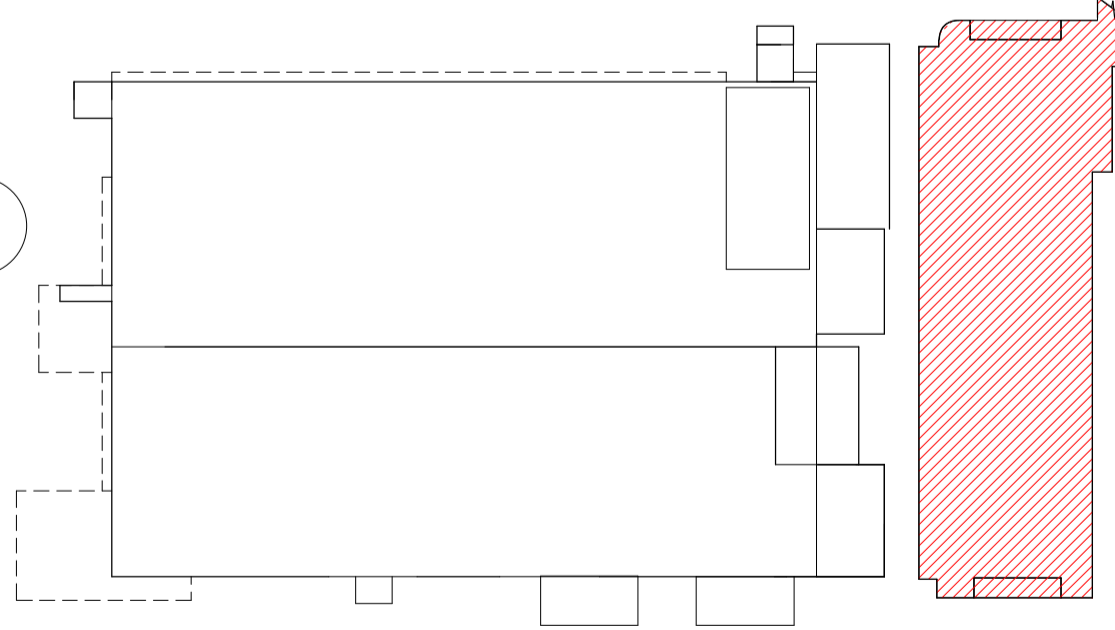


2 CARPARK - LOWER GROUND-DA
 A135 Scale: 1:400

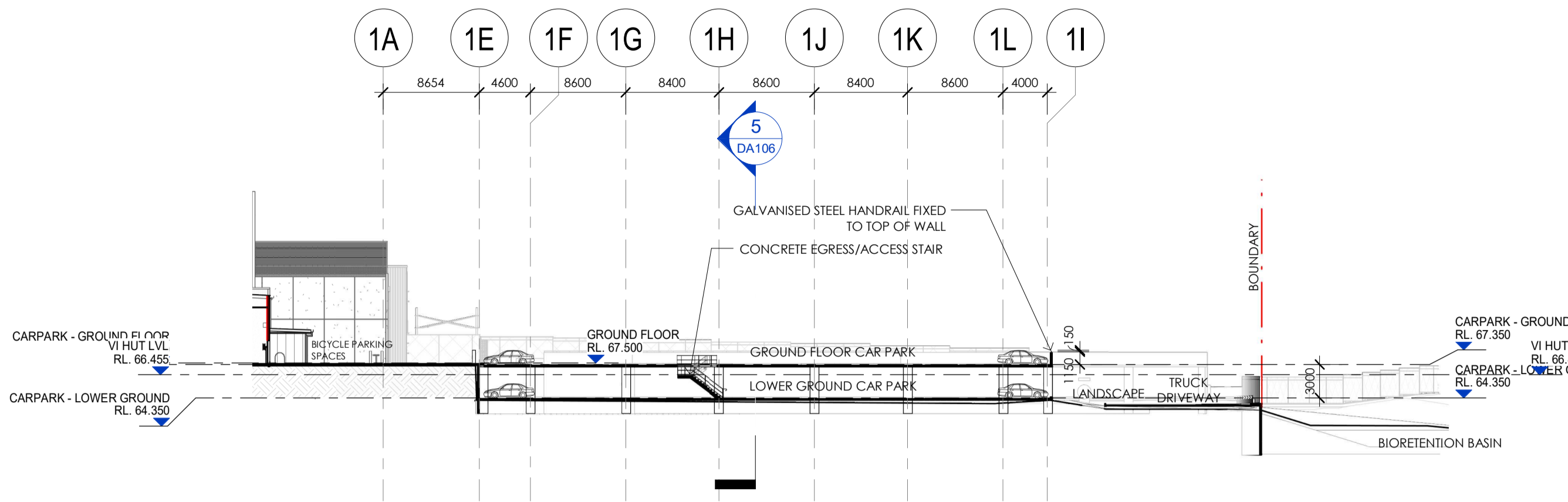
CAR PARKING SCHEDULE	
STAFF (GF)	252
STAFF (LG)	277
STAFF ACCESSIBLE	10
TOTAL	539

BICYCLES/MOTORCYCLES PARKING SCHEDULE	
BICYCLE	20
MOTORCYCLE	29
TOTAL	49

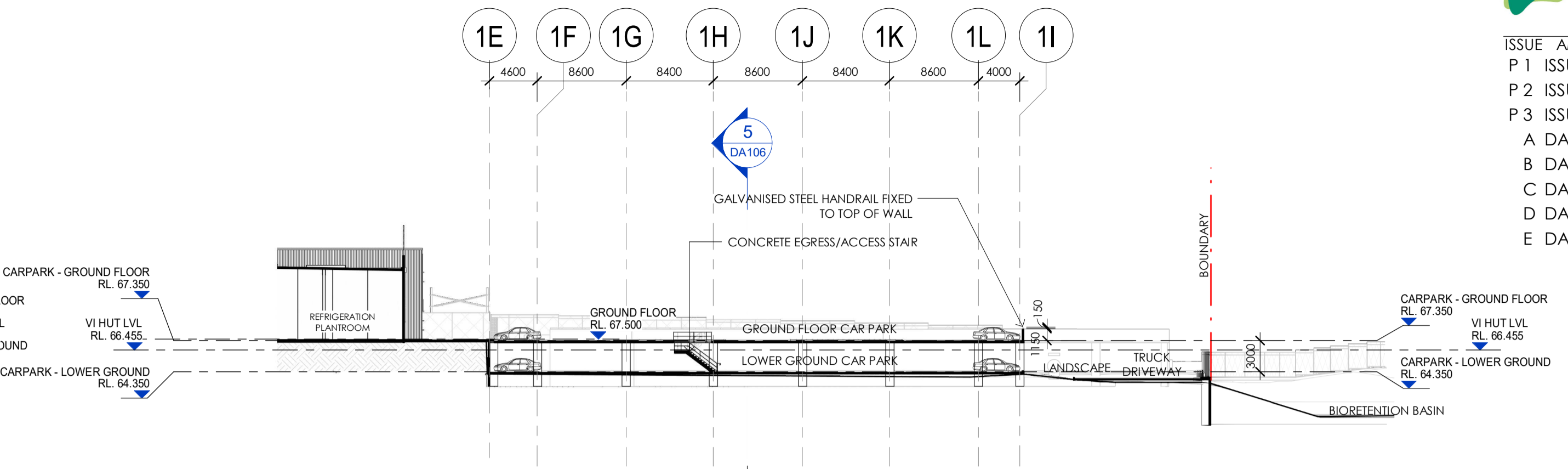
PRELIMINARY



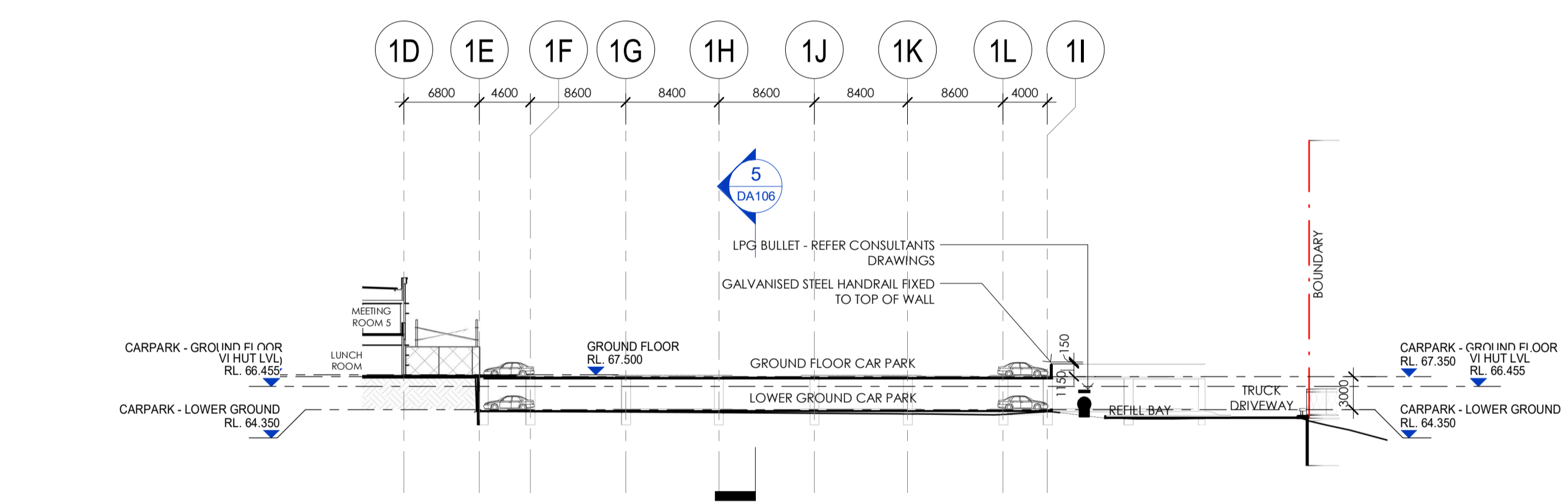
ISSUE	AMENDMENT	DATE	CHK'D
P 1	ISSUED FOR INFORMATION	16.12.19	SJE
P 2	ISSUED FOR INFORMATION	17.12.19	SJE
P 3	ISSUED FOR INFORMATION	17.01.20	SJE
A	DA ISSUE	31.01.20	SJE
B	DA SUBMISSION	17.02.20	SN
C	DA SUBMISSION	27.02.20	SN
D	DA SUBMISSION	03.06.20	SN
E	DA SUBMISSION	17.06.20	SN



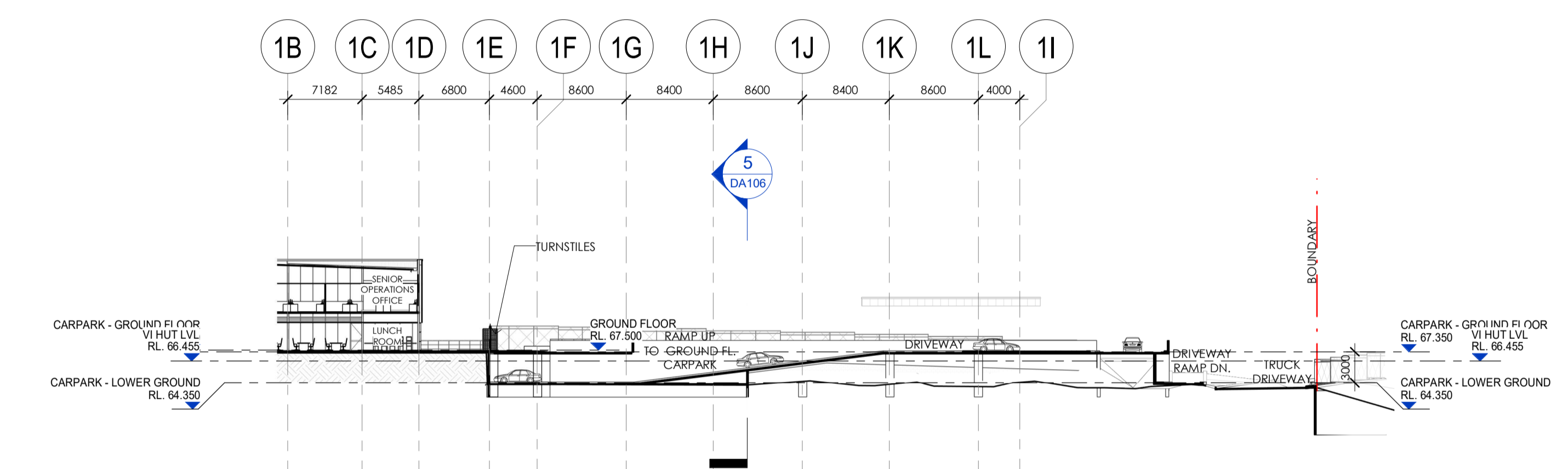
1 SECTION 1
 Scale: 1 : 400



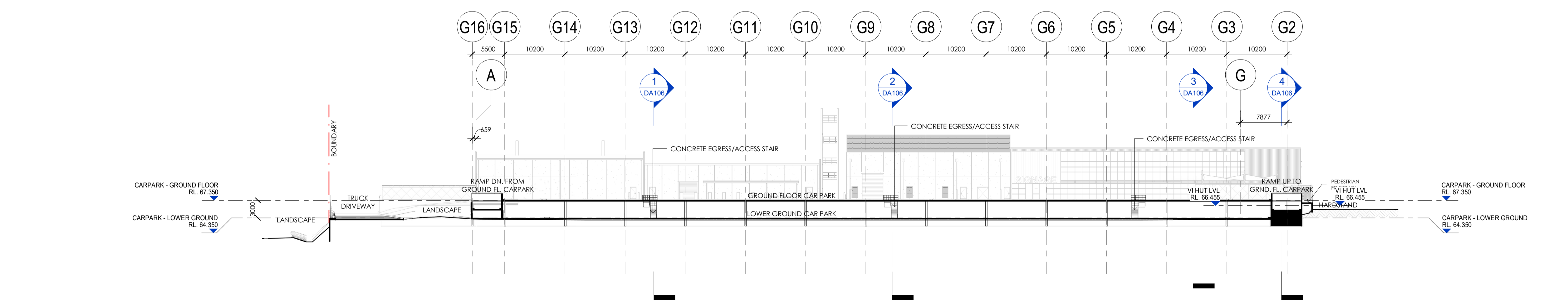
2 SECTION 2
 Scale: 1 : 400



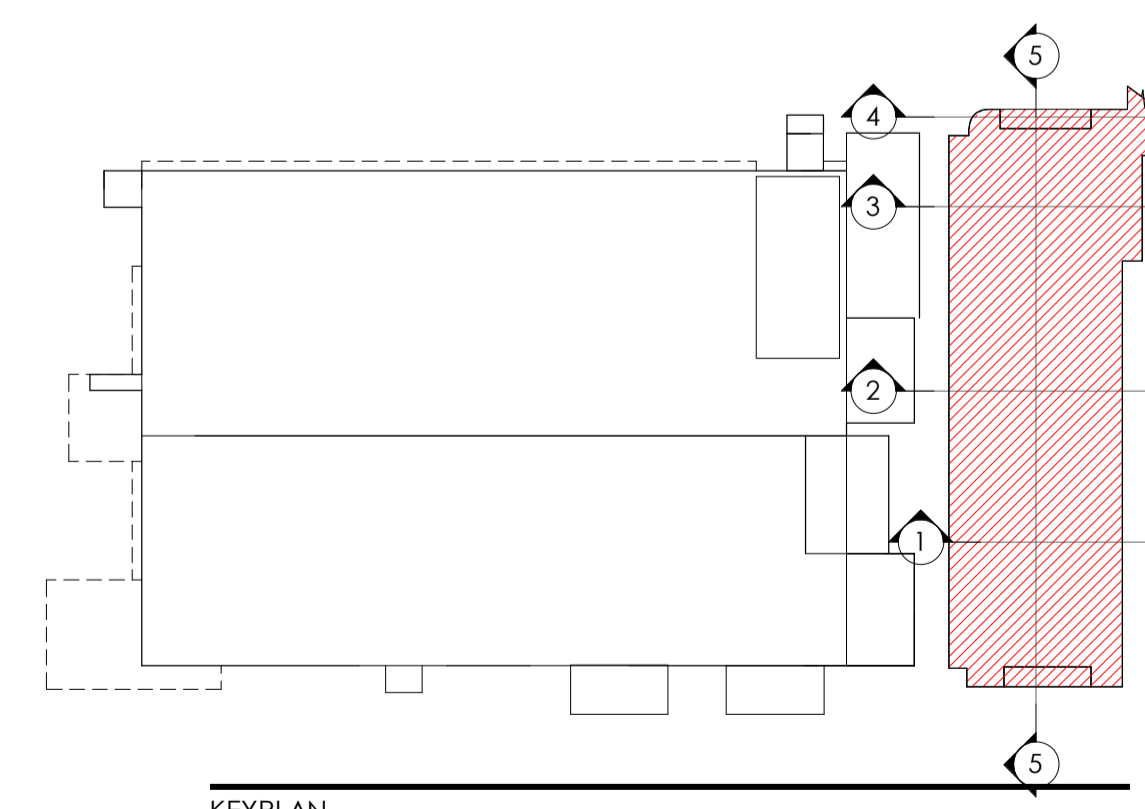
3 SECTION 3
 Scale: 1 : 400



4 SECTION 4
 Scale: 1 : 400



5 SECTION 5
 Scale: 1 : 400



KEYPLAN



STAFF CARPARKING SECTIONS

LEFFLER SIMES ARCHITECTS

PRELIMINARY

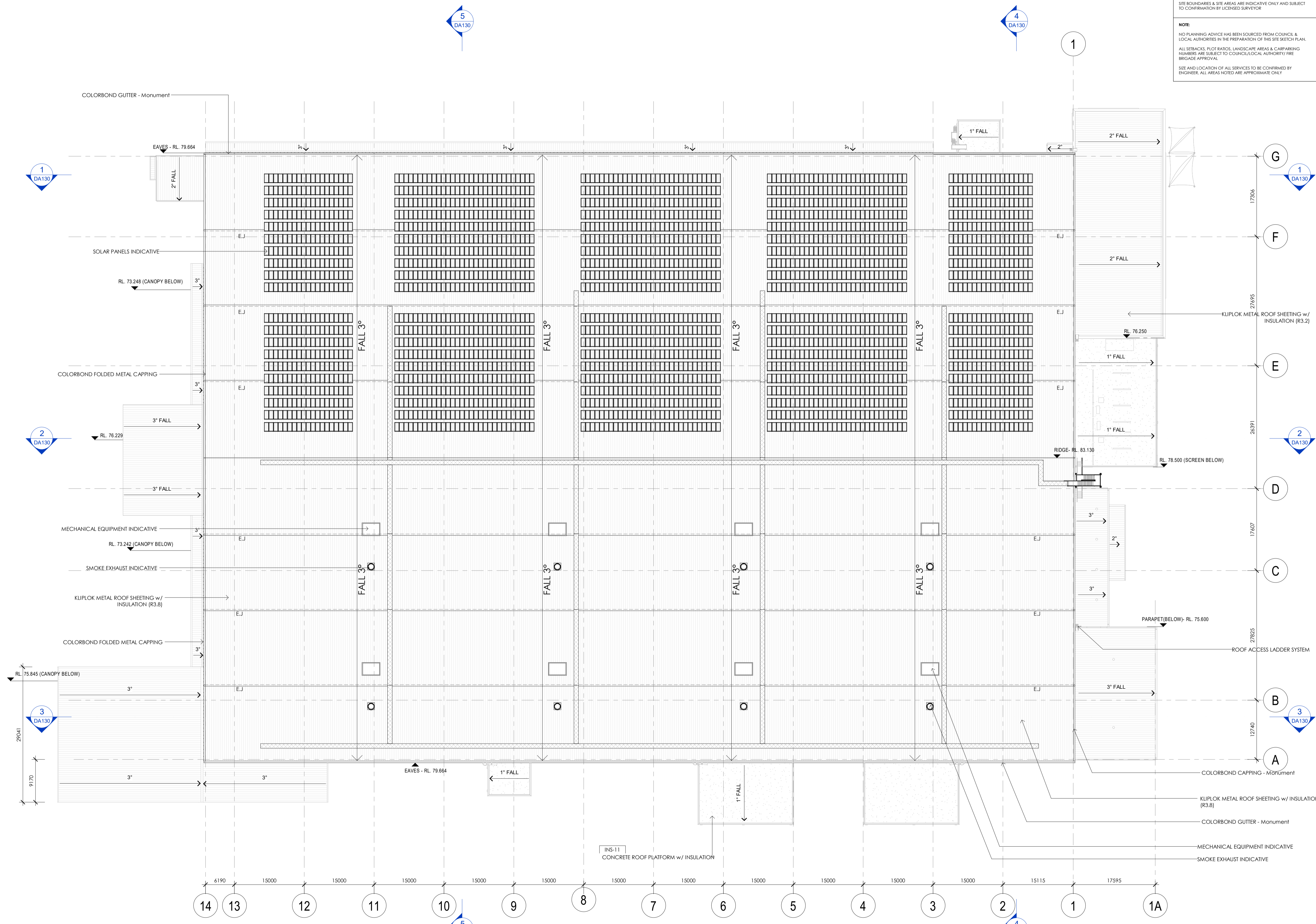
NOTE:
ENTRIES, EXITS & CARPARKING LAYOUTS ARE PRELIMINARY ONLY & SUBJECT TO TRAFFIC ENGINEERS DESIGN
SITE BOUNDARIES & SITE AREAS ARE INDICATIVE ONLY AND SUBJECT TO CONFIRMATION BY LICENSED SURVEYOR

NOTE:
NO PLANNING ADVICE HAS BEEN SOURCED FROM COUNCIL & LOCAL AUTHORITIES IN THE PREPARATION OF THIS SITE SKETCH PLAN.
ALL SETBACKS, PLOT RATIOS, LANDSCAPE AREAS & CARPARKING NUMBERS ARE SUBJECT TO COUNCIL/LOCAL AUTHORITY FIRE BRIGADE APPROVAL
SITE AND LOCATION OF ALL SERVICES TO BE CONFIRMED BY ENGINEER. ALL AREAS NOTED ARE APPROXIMATE ONLY

THIS DRAWING AND DESIGN IS SUBJECT TO COPYRIGHT AND MAY NOT BE REPRODUCED WITHOUT PRIOR WRITTEN CONSENT OF LEFFLER SIMES PTY LTD



ISSUE	AMENDMENT	DATE	CHK'D
P 1	ISSUED FOR INFORMATION	16.12.19	SJE
P 2	ISSUED FOR INFORMATION	17.12.19	SJE
P 3	ISSUED FOR INFORMATION	17.01.20	SJE
A	DA ISSUE	31.01.20	SJE
B	DA SUBMISSION	17.02.20	SN
C	DA SUBMISSION	27.02.20	SN
D	DA SUBMISSION	03.06.20	SN
E	DA SUBMISSION	17.06.20	SN



1 OVERALL ROOF PLAN
Scale: 1:400



OVERALL ROOF PLAN



ISSUE	AMENDMENT	DATE	CHK'D
P 1	ISSUED FOR INFORMATION	16.12.19	SJE
P 2	ISSUED FOR INFORMATION	17.12.19	SJE
P 3	ISSUED FOR INFORMATION	17.01.20	SJE
A	DA ISSUE	31.01.20	SJE
B	DA SUBMISSION	17.02.20	SN
C	DA SUBMISSION	27.02.20	SN
D	DA SUBMISSION	03.06.20	SN
E	DA SUBMISSION	17.06.20	SN

CONCRETE FINISHES		
TAG	SAMPLE	DESCRIPTION
1A.3		PRECAST CONCRETE PANELS CLASS 2 FINISH w/ PAINT FINISH 'Shale Grey'
1A.4		PRECAST CONCRETE PANELS CLASS 2 FINISH w/ PAINT FINISH 'Monument'
1A.6		PRECAST CONCRETE PANELS CLASS 2 FINISH w/ PAINT FINISH 'Red'

METAL CLADDING FINISHES..		
TAG	SAMPLE	DESCRIPTION
2A.1		COLORBOND STEEL VERTICAL PREFINISHED CLADDING 'Basalt'
2A.2		COLORBOND STEEL VERTICAL PREFINISHED CLADDING 'Windspray'
2A.3		COLORBOND STEEL VERTICAL PREFINISHED CLADDING 'Shale Grey'
2A.4		COLORBOND STEEL HORIZONTAL PREFINISHED CLADDING 'Monument'
2A.5		COLORBOND STEEL VERTICAL PREFINISHED CLADDING 'Surfsmist'
2A.6		COLORBOND STEEL VERTICAL PREFINISHED CLADDING 'Red'
2B.5		COLORBOND STEEL VERTICAL PREFINISHED CLADDING 'Surfsmist' - PROFILE SHOWN OR SIMILAR

GLAZING FINISHES		
TAG	SAMPLE	DESCRIPTION
3A		TINTED DOUBLE GLAZED LAMINATED SAFETY GLASS
3B		GREY VISION/SPANDREL PANEL GLAZING (GLASS TBC)

ALUMINIUM FINISHES		
TAG	SAMPLE	DESCRIPTION
4A		ALUMINIUM WINDOW FRAME POWDERCOAT FINISH COLOUR: BLACK
4B		ALUMINIUM LOUVRE PROFILE POWDERCOAT FINISH COLOUR:BLACK

ALUMINIUM CLADDING FINISHES		
TAG	SAMPLE	DESCRIPTION
5A.6		SOLID ALUMINIUM PANEL CLADDING - Red - 'NON COMBUSTIBLE'

DOOR FINISHES		
TAG	SAMPLE	DESCRIPTION
6A.4		ROLLER SHUTTER DOOR 'COLORBOND FINISH' - Monument
6B.2		PAINTED EGRESS DOOR - Windspray
		ALUMINIUM DOOR POWDERCOAT FINISH - Monument

COLORBOND PROFILE FINISHES		
TAG	SAMPLE	DESCRIPTION
7A.4		COLORBOND FOLDED EAVES GUTTER - Monument
7B.4		COLORBOND DOWNPIPE - Monument
7C.1		COLORBOND FOLDED FASCIA CAPPING - Basalt
7C.4		COLORBOND FOLDED CAPPING - Monument
7C.5		COLORBOND FOLDED CAPPING - Surfsmist

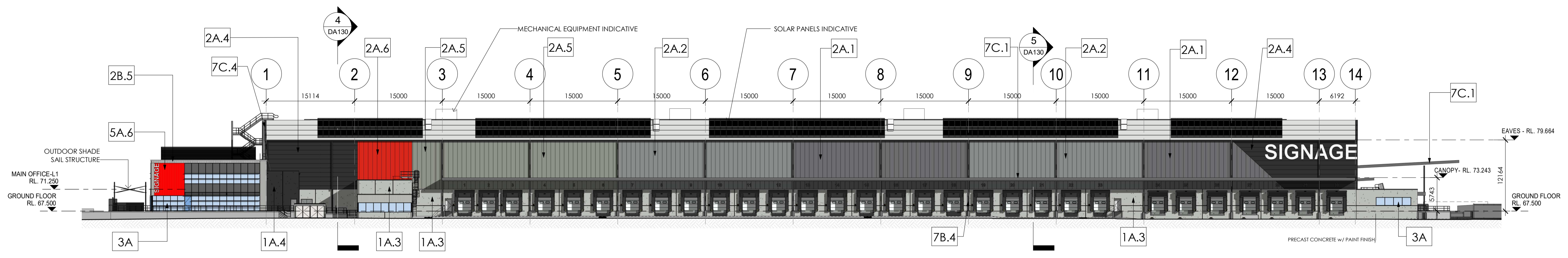
ROOFING FINISHES		
TAG	SAMPLE	DESCRIPTION
8A.5		METAL ROOF SHEETING - COLORBOND FINISH - Zincalume
8B		SHADE SAIL FABRIC - White - TRANSLUCENT



THIS DRAWING AND DESIGN IS SUBJECT TO COPYRIGHT AND MAY NOT BE REPRODUCED WITHOUT PRIOR WRITTEN CONSENT OF LEFFLER SIMES PTY LTD



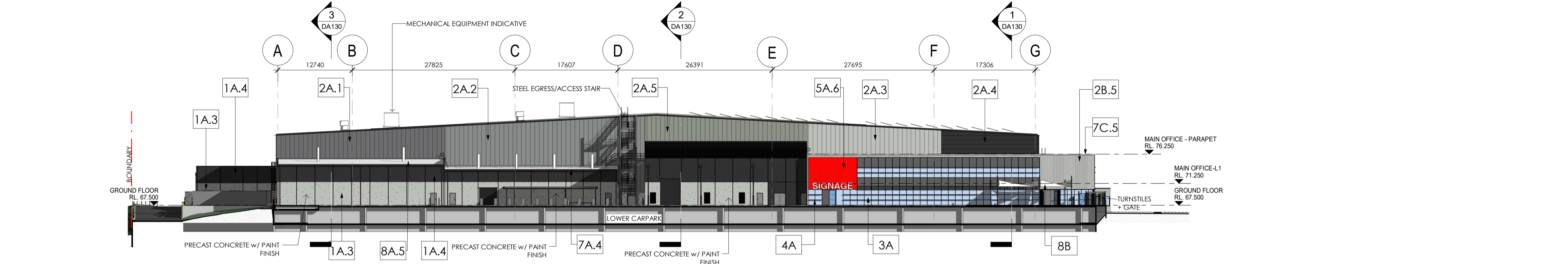
ISSUE	AMENDMENT	DATE	CHK'D
P 1	ISSUED FOR INFORMATION	16.12.19	SJE
P 2	ISSUED FOR INFORMATION	17.12.19	SJE
P 3	ISSUED FOR INFORMATION	17.01.20	SJE
A	DA ISSUE	31.01.20	SJE
B	DA SUBMISSION	17.02.20	SN
C	DA SUBMISSION	27.02.20	SN
D	DA SUBMISSION	03.06.20	SN
E	DA SUBMISSION	17.06.20	SN



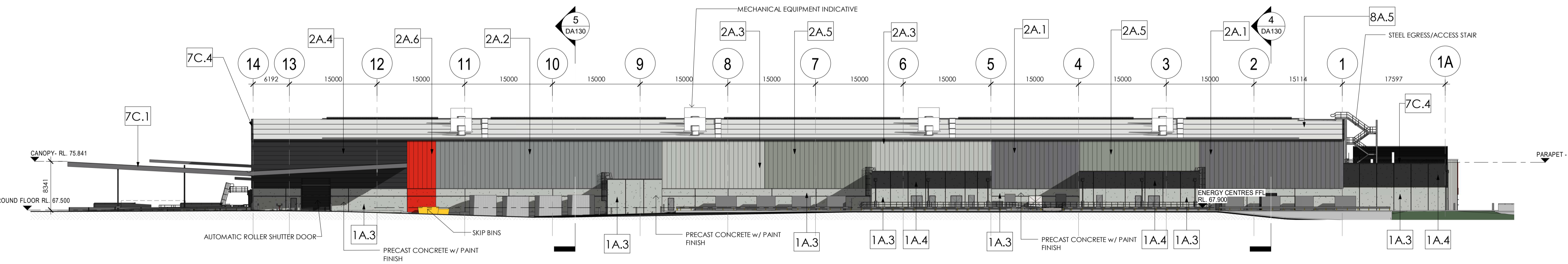
1 ELEVATION NORTH - COLOURED-DA
DA100 Scale: 1 : 400

NOTE:
PLEASE REFER TO EXTERNAL FINISHES SHEET FOR DETAILED DESCRIPTION AND SAMPLE OF PROPOSED EXTERNAL FACADE.

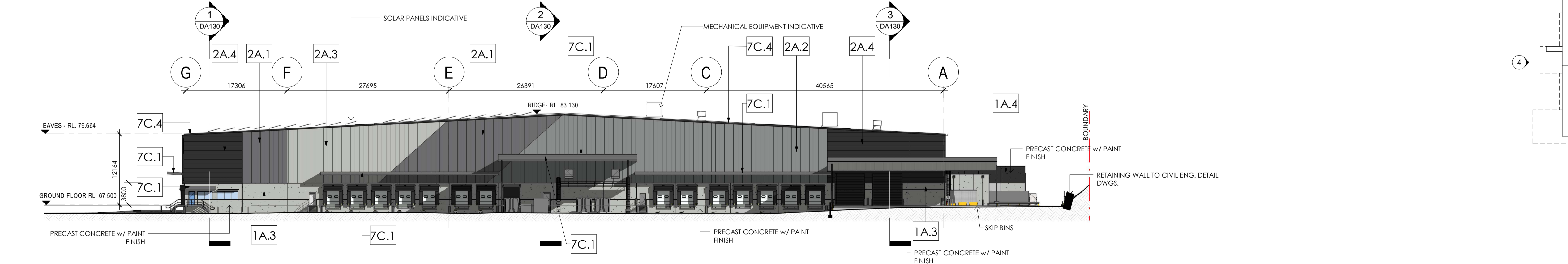
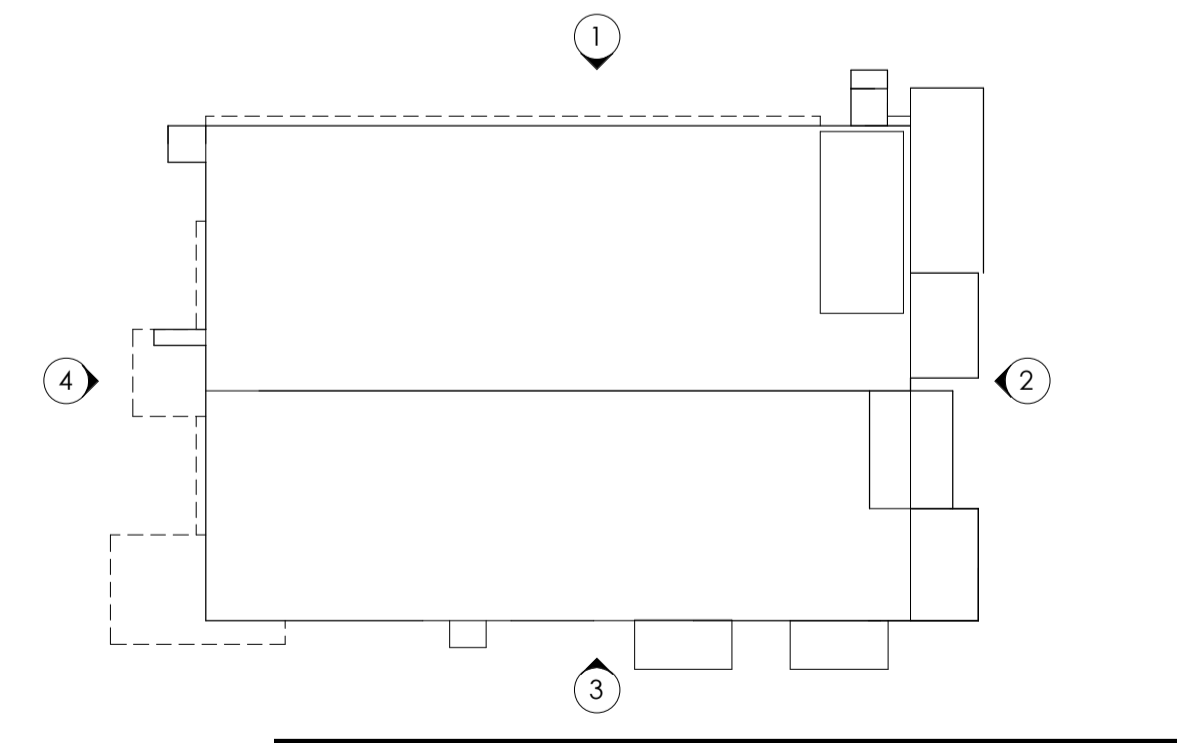
EXTERNAL FINISHES	
TAG	DESCRIPTION
1A.3	CONCRETE - PRECAST - Shale grey
1A.4	CONCRETE - PRECAST - Monument
1A.6	CONCRETE - PRECAST - Red
2A.1	TRIMDEK - Basalt
2A.2	TRIMDEK - Windspray
2A.3	TRIMDEK - Shale Grey
2A.4	TRIMDEK - Monument
2A.5	TRIMDEK - Surfmist
2A.6	TRIMDEK - Red
2B.5	LONGLINE - Surfmist
2C.3	CUSTOMORB - Shale Grey
3A	GLAZING - CLEAR
3B	GLAZING - SPANDREL - GREY
4A	P/C ALUMINIUM WINDOW - 'Black'
4B	P/C ALUMINIUM - BLACK
5A.6	ALUMINIUM CLADDING - Red
6A.4	ROLLER DOOR - Monument
6B.2	EGRESS DOOR - Windspray
7B.4	COLORBOND DOWNPIPE- Monument
7C.1	COLORBOND FASCIA - Basalt
7C.4	COLORBOND CAPPING - Monument
7C.5	COLORBOND CAPPING - Surfmist
8A.5	METAL ROOF SHEETING
8B	SHADE SAIL - TRANSLUCENT
10B.4	COLORBOND DOWNPIPE- Monument



2 ELEVATION EAST - COLOURED-DA
DA100 Scale: 1 : 400



3 ELEVATION SOUTH - COLOURED-DA
DA100 Scale: 1 : 400



4 ELEVATION WEST - COLOURED-DA
DA100 Scale: 1 : 400

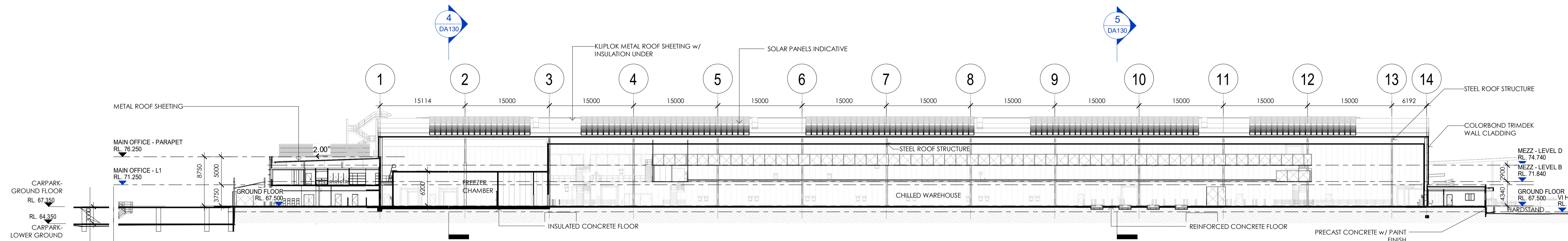


OVERALL ELEVATIONS

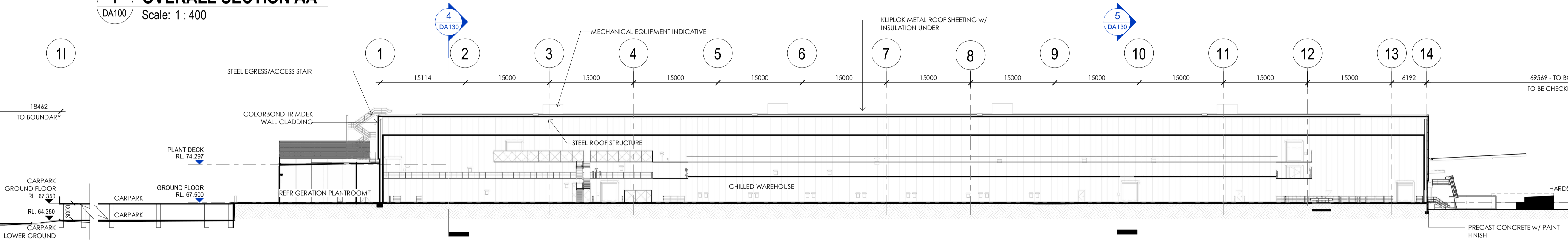
THIS DRAWING AND DESIGN IS SUBJECT TO COPYRIGHT AND MAY NOT BE REPRODUCED WITHOUT PRIOR WRITTEN CONSENT OF LEFFLER SIMES PTY LTD



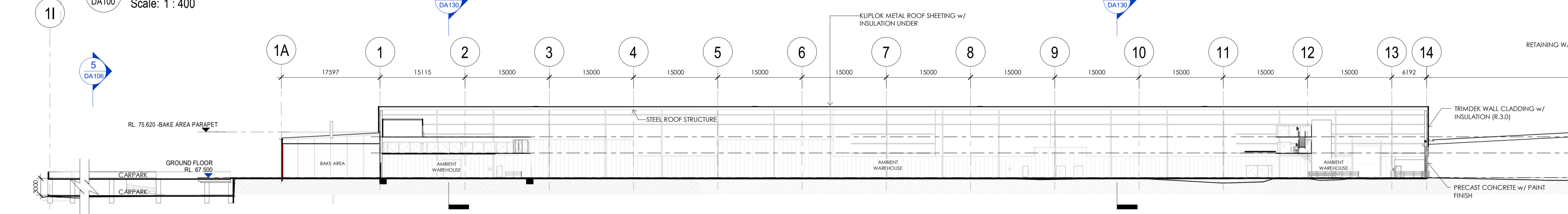
ISSUE	AMENDMENT	DATE	CHK'D
P 1	ISSUED FOR INFORMATION	16.12.19	SJE
P 2	ISSUED FOR INFORMATION	17.12.19	SJE
P 3	ISSUED FOR INFORMATION	17.01.20	SJE
A	DA ISSUE	31.01.20	SJE
B	DA SUBMISSION	17.02.20	SN
C	DA SUBMISSION	27.02.20	SN
D	DA SUBMISSION	03.06.20	SN
E	DA SUBMISSION	17.06.20	SN



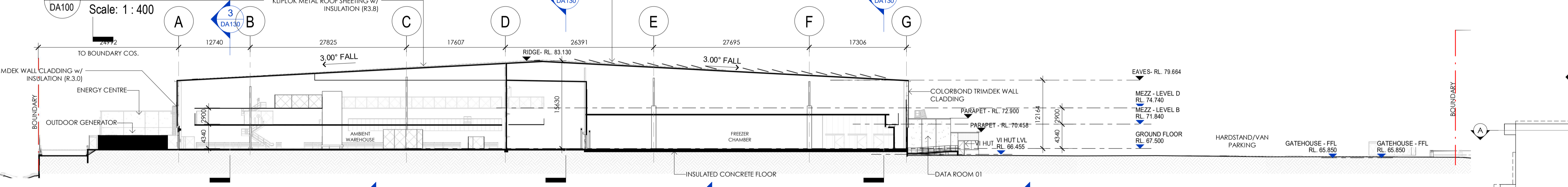
1 OVERALL SECTION AA
DA100 Scale: 1 : 400



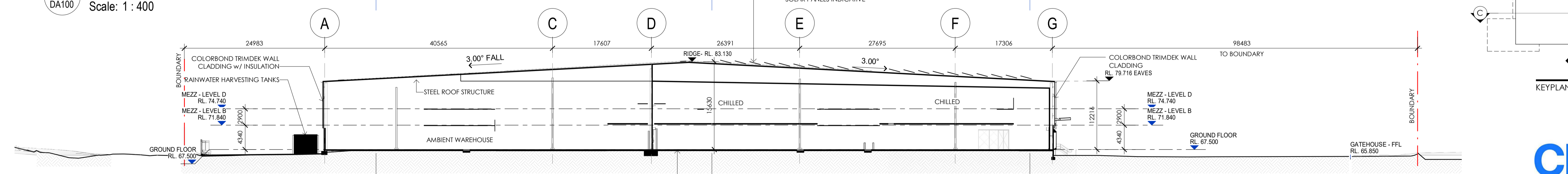
2 OVERALL SECTION BB
DA100 Scale: 1 : 400



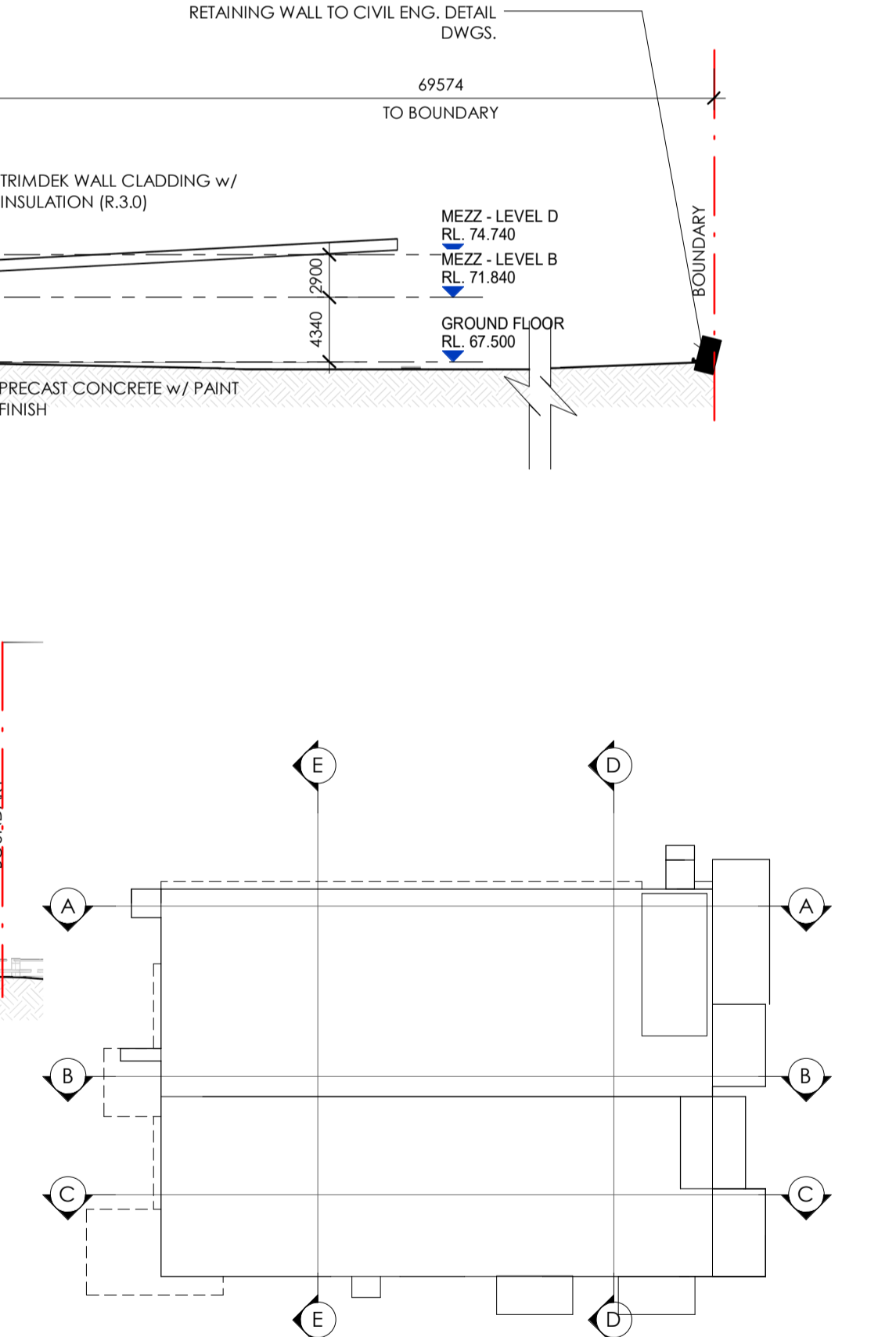
3 OVERALL SECTION CC
DA100 Scale: 1 : 400



4 OVERALL SECTION DD
DA100 Scale: 1 : 400



5 OVERALL SECTION EE
DA100 Scale: 1 : 400



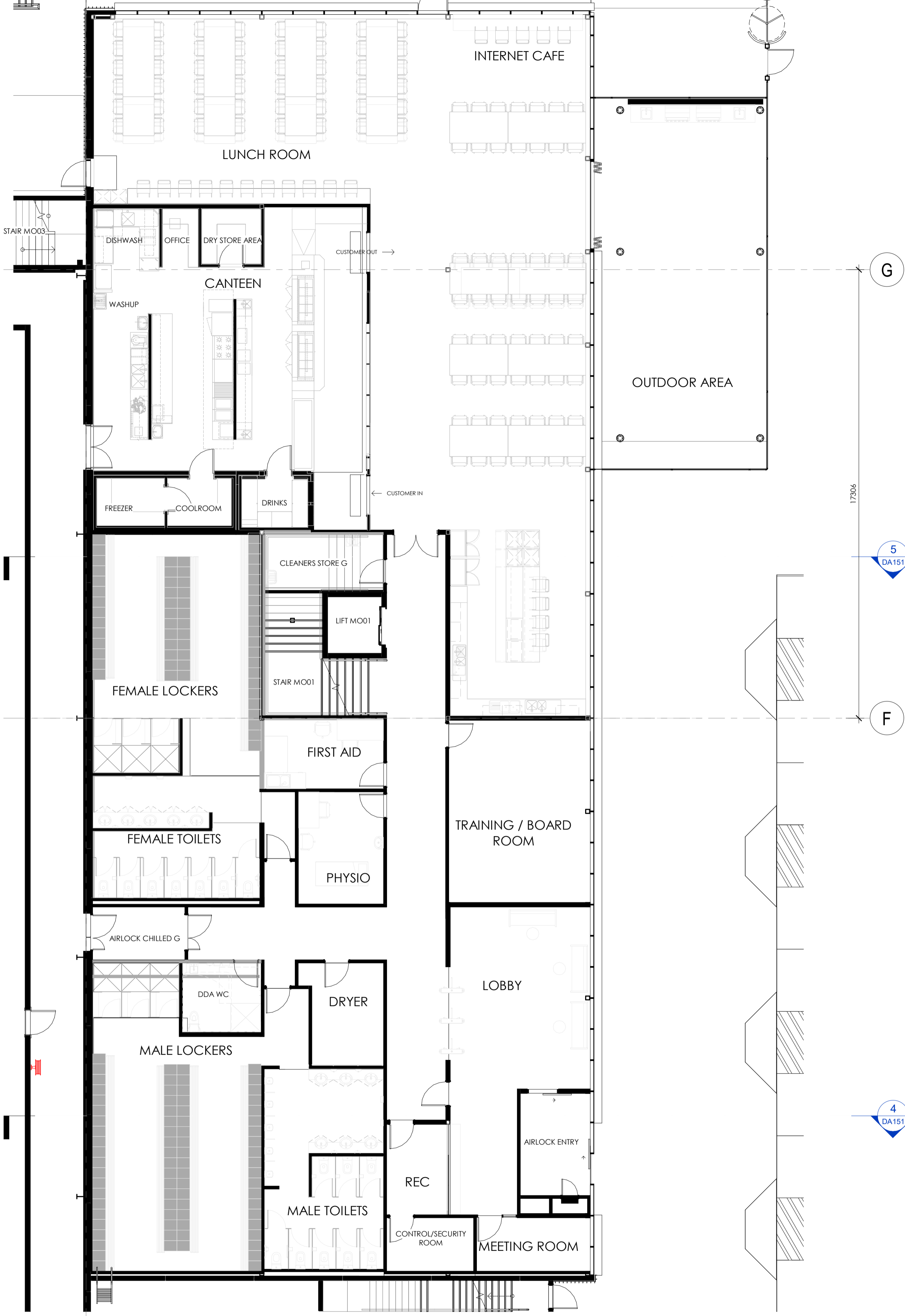
OVERALL SECTIONS

LEFFLER SIMES ARCHITECTS

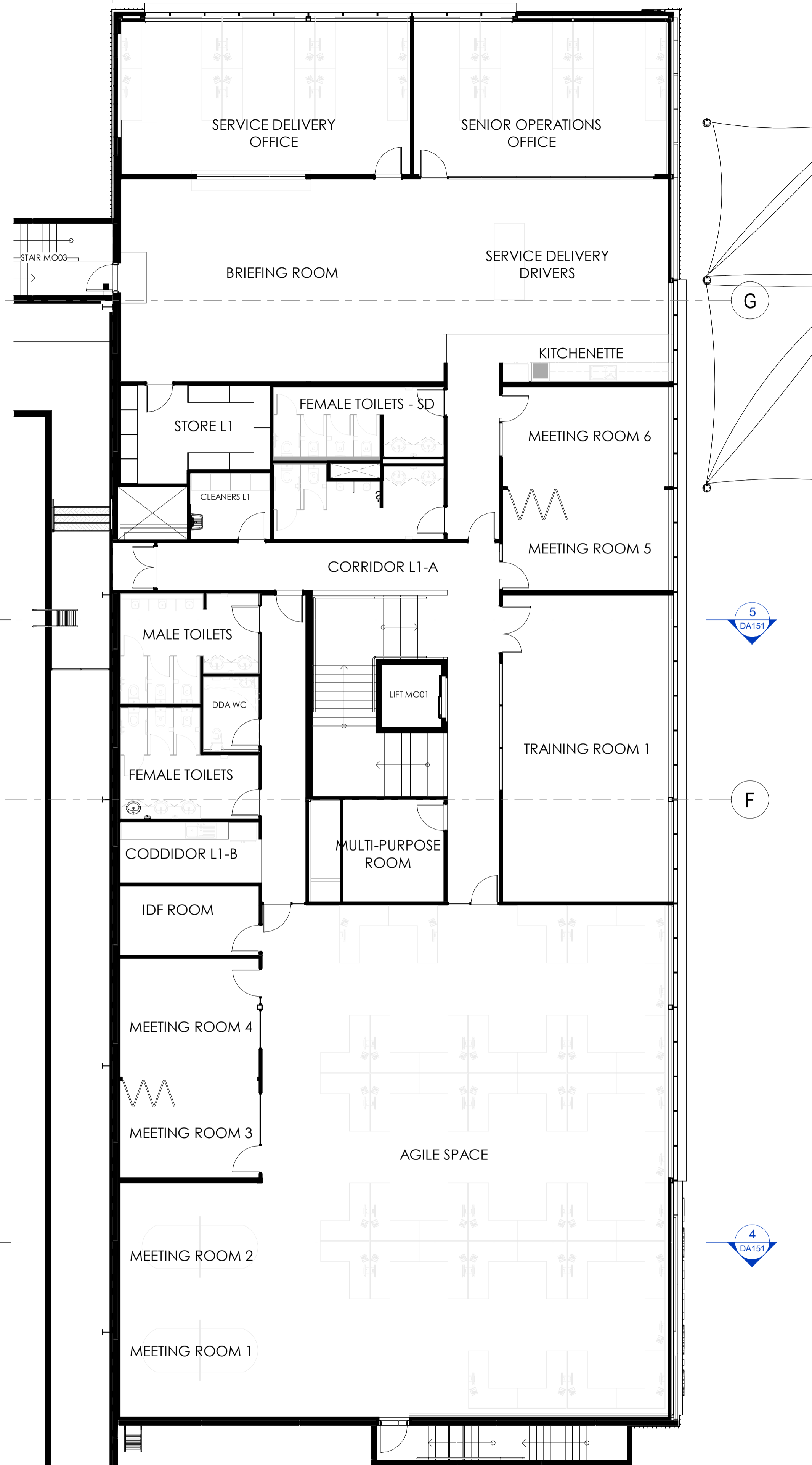
THIS DRAWING AND DESIGN IS SUBJECT TO COPYRIGHT AND MAY NOT BE REPRODUCED WITHOUT PRIOR WRITTEN CONSENT OF LEFFLER SIMES PTY LTD



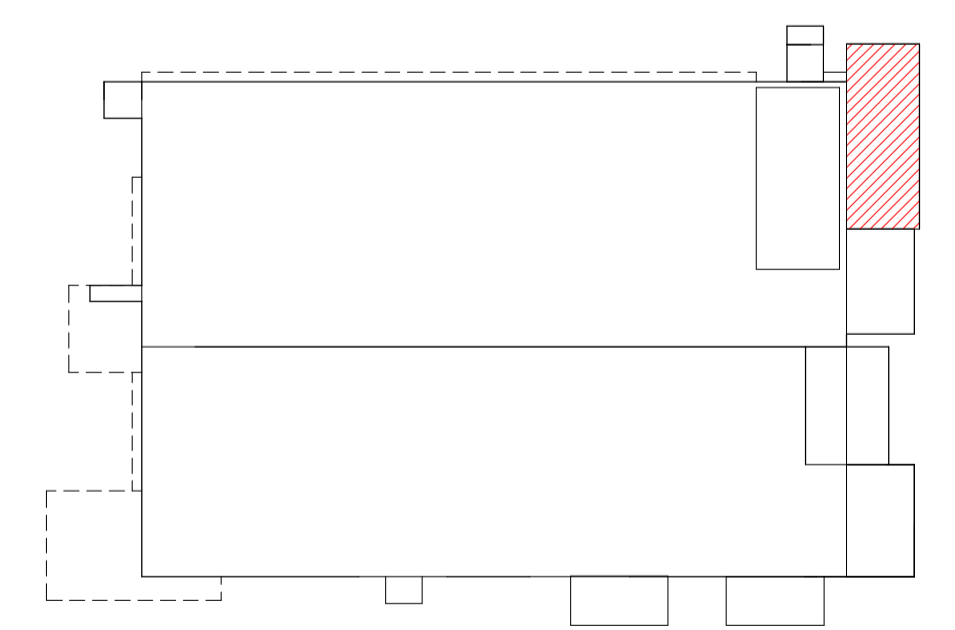
ISSUE	AMENDMENT	DATE	CHK'D
P 1	ISSUED FOR INFORMATION	16.12.19	SJE
P 2	ISSUED FOR INFORMATION	17.12.19	SJE
P 3	ISSUED FOR INFORMATION	17.01.20	SJE
A	DA ISSUE	31.01.20	SJE
B	DA SUBMISSION	17.02.20	SN
C	DA SUBMISSION	27.02.20	SN
D	DA SUBMISSION	03.06.20	SN
E	DA SUBMISSION	17.06.20	SN
F	DA SUBMISSION	24.06.20	SN



1 MAIN OFFICE PLAN - GROUND FLOOR
Scale: 1 : 100



2 MAIN OFFICE - L1
Scale: 1 : 100



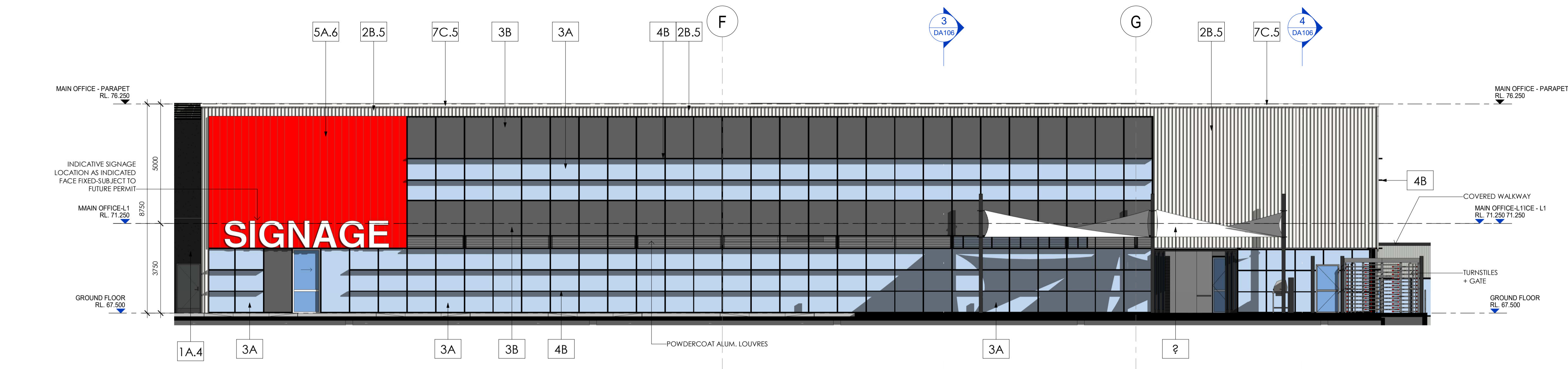
MAIN OFFICE - PLANS

LEFFLER SIMES ARCHITECTS

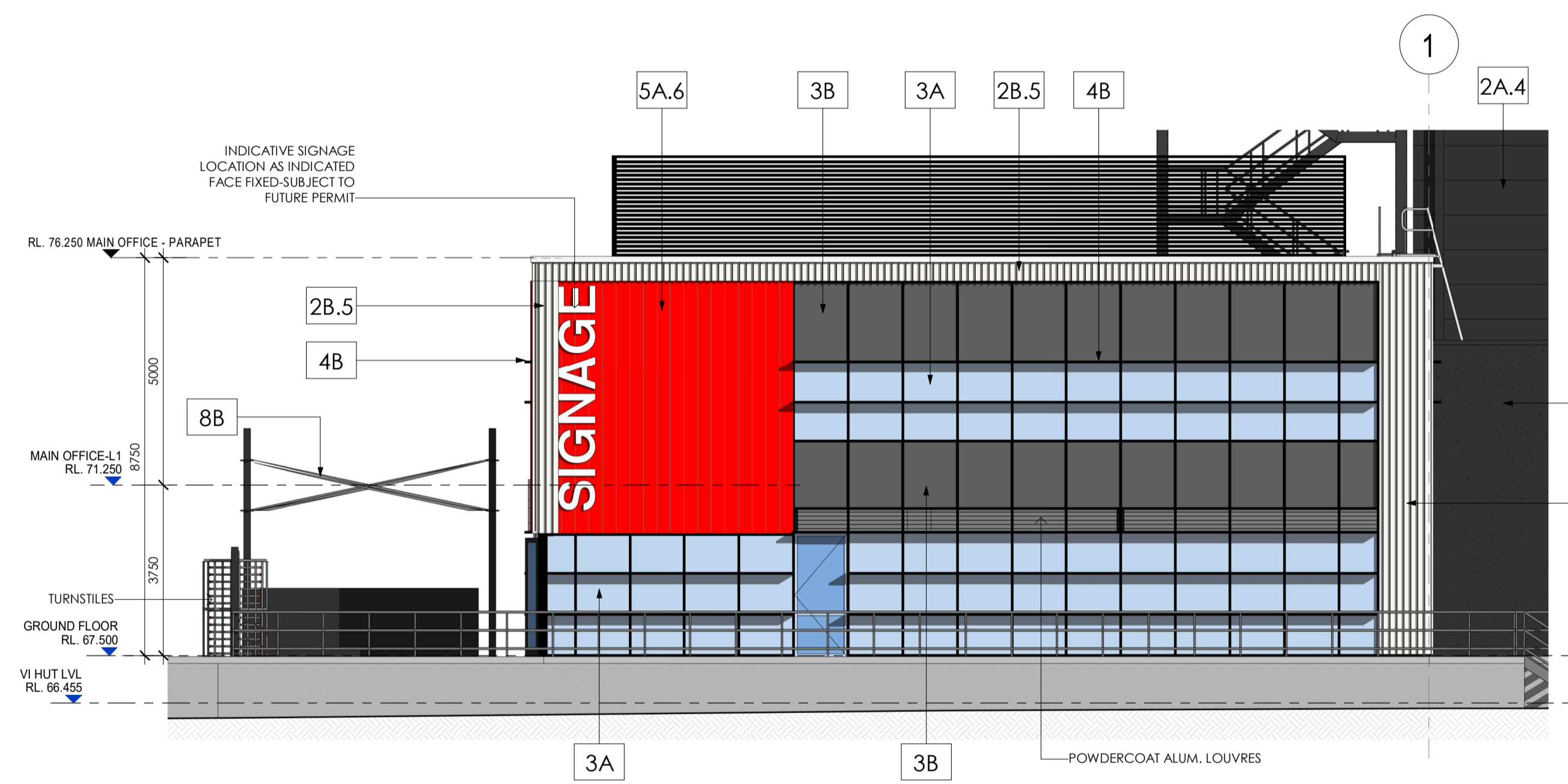
ISSUE	AMENDMENT	DATE	CHK'D
P 1	ISSUED FOR INFORMATION	16.12.19	SJE
P 2	ISSUED FOR INFORMATION	17.12.19	SJE
P 3	ISSUED FOR INFORMATION	17.01.20	SJE
A	DA ISSUE	31.01.20	SJE
B	DA SUBMISSION	17.02.20	SN
C	DA SUBMISSION	27.02.20	SN
D	DA SUBMISSION	03.06.20	SN
E	DA SUBMISSION	17.06.20	SN

NOTE:
 PLEASE REFER TO EXTERNAL FINISHES SHEET FOR DETAILED DESCRIPTION AND SAMPLE OF PROPOSED EXTERNAL FACADE.

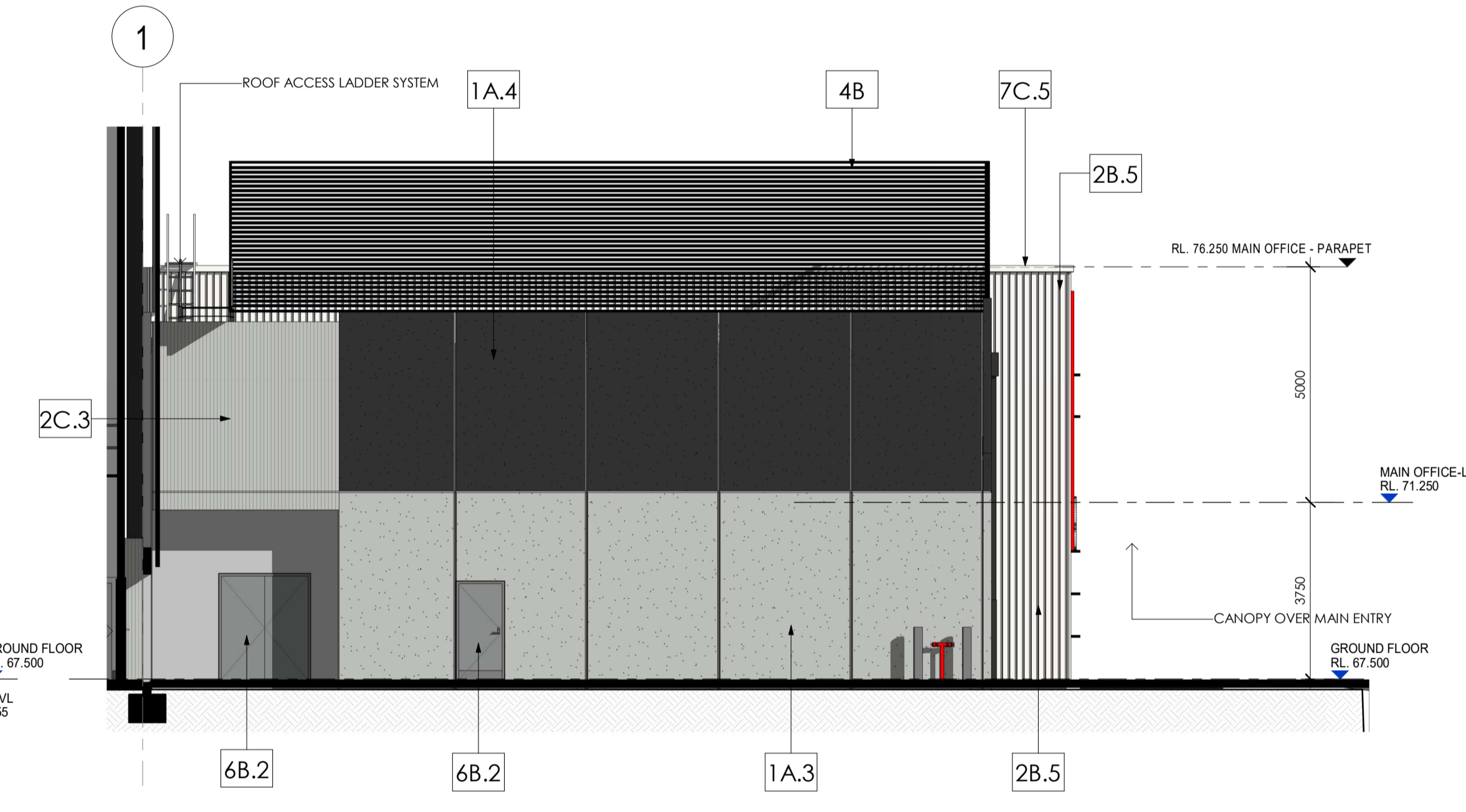
EXTERNAL FINISHES	
TAG	DESCRIPTION
1A.3	CONCRETE - PRECAST - Shale grey
1A.4	CONCRETE - PRECAST - Monument
1A.6	CONCRETE - PRECAST - Red
2A.1	TRIMDEK - Basalt
2A.2	TRIMDEK - Windspray
2A.3	TRIMDEK - Shale Grey
2A.4	TRIMDEK - Monument
2A.5	TRIMDEK - Surfmist
2A.6	TRIMDEK - Red
2B.5	LONGLINE - Surfmist
2C.3	CUSTOMORB - Shale Grey
3A	GLAZING - CLEAR
3B	GLAZING - SPANDREL - GREY
4A	P/C ALUMINIUM WINDOW - 'Black'
4B	P/C ALUMINIUM - BLACK
5A.6	ALUMINIUM CLADDING - Red
6A.4	ROLLER DOOR - Monument
6B.2	EGRESS DOOR - Windspray
7B.4	COLORBOND DOWNPIPE - Monument
7C.1	COLORBOND FASCIA - Basalt
7C.4	COLORBOND CAPPING - Monument
7C.5	COLORBOND CAPPING - Surfmist
8A.5	METAL ROOF SHEETING
8B	SHADE SAIL - TRANSLUCENT
10B.4	COLORBOND DOWNPIPE - Monument



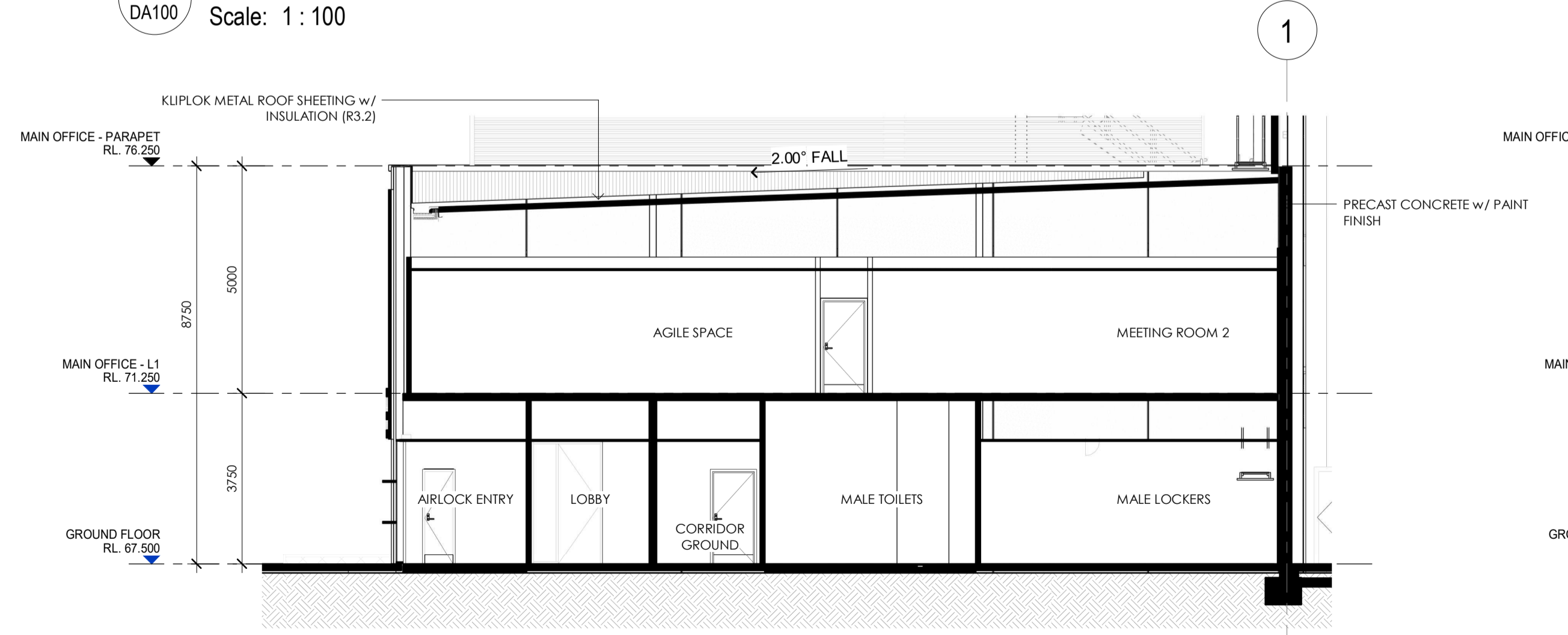
1 MAIN OFFICE - ELEVATION EAST
 Scale: 1:100



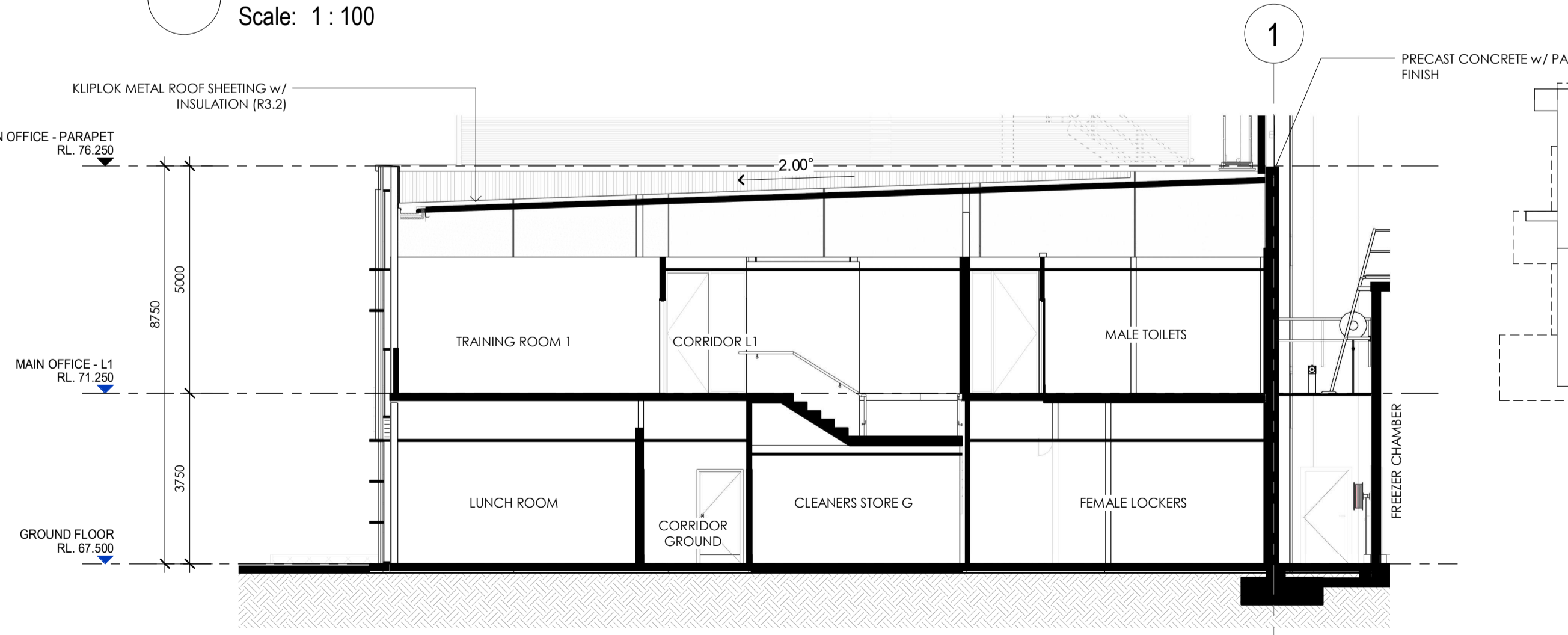
2 MAIN OFFICE - ELEVATION NORTH
 Scale: 1:100



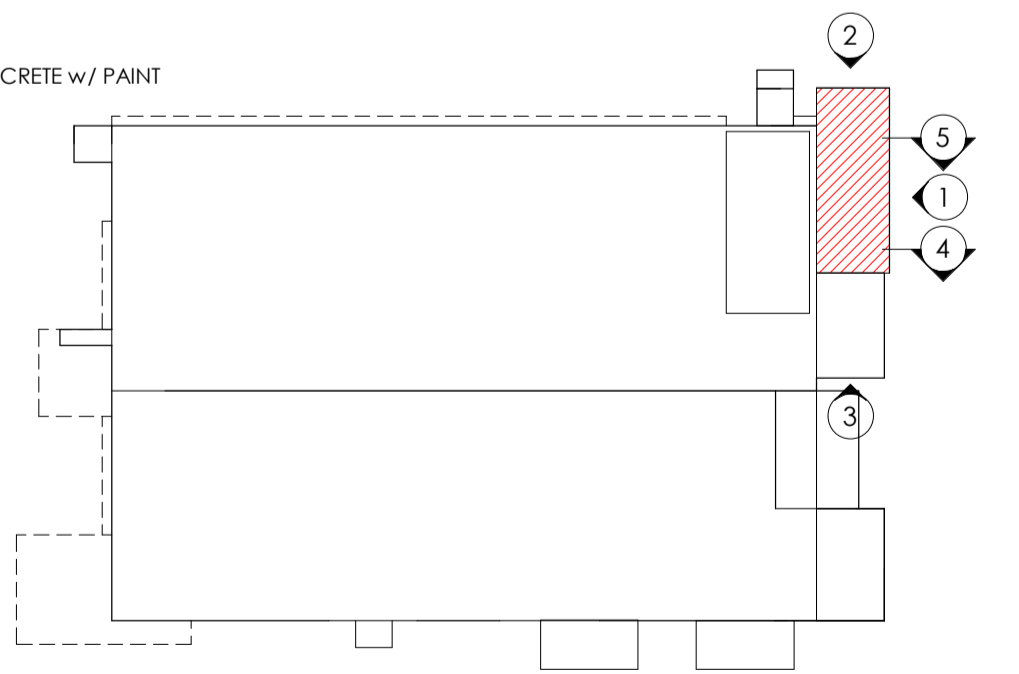
3 MAIN OFFICE - ELEVATION SOUTH
 Scale: 1:100



4 MAIN OFFICE - SECTION A
 Scale: 1:100



5 MAIN OFFICE - SECTION B
 Scale: 1:100

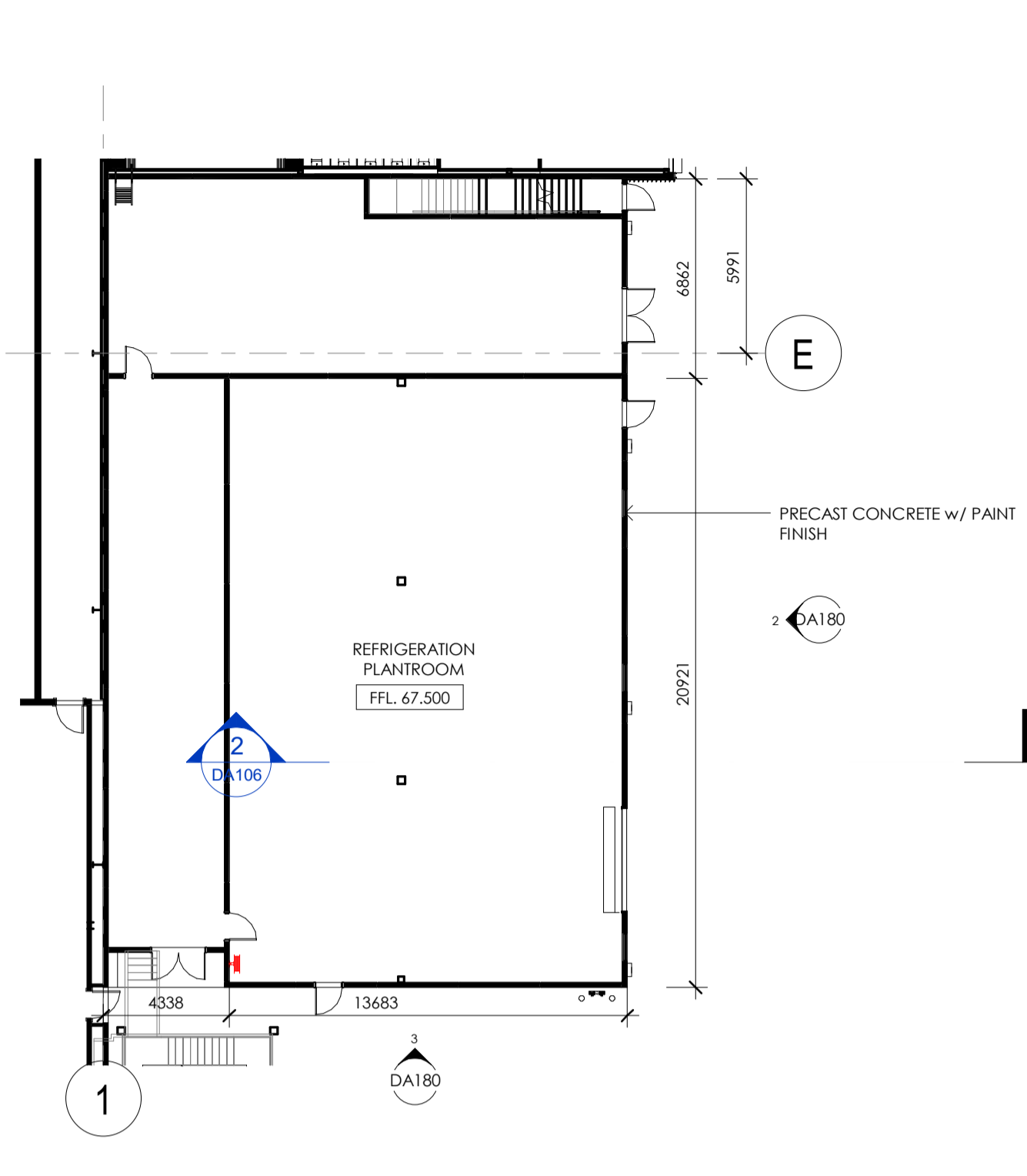


MAIN OFFICE - ELEVATIONS & SECTIONS

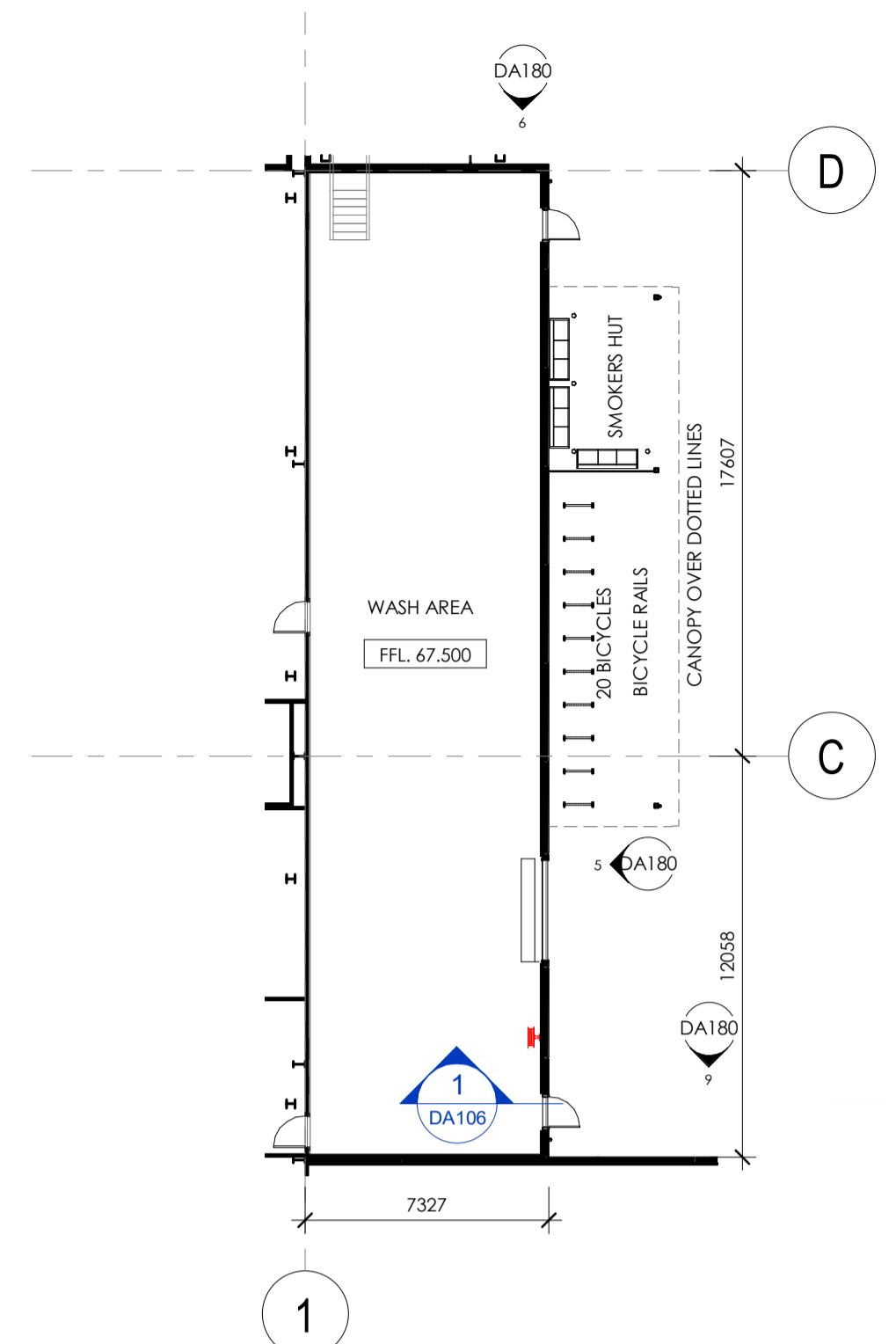
ISSUE	AMENDMENT	DATE	CHK'D
P 1	ISSUED FOR INFORMATION	17.01.20	SJE
A	DA ISSUE	31.01.20	SJE
B	DA SUBMISSION	17.02.20	SN
C	DA SUBMISSION	27.02.20	SN
D	DA SUBMISSION	03.06.20	SN
E	DA SUBMISSION	17.06.20	SN
F	DA SUBMISSION	24.06.20	SN

NOTE:
 PLEASE REFER TO EXTERNAL FINISHES SHEET FOR DETAILED DESCRIPTION AND SAMPLE OF PROPOSED EXTERNAL FACADE.

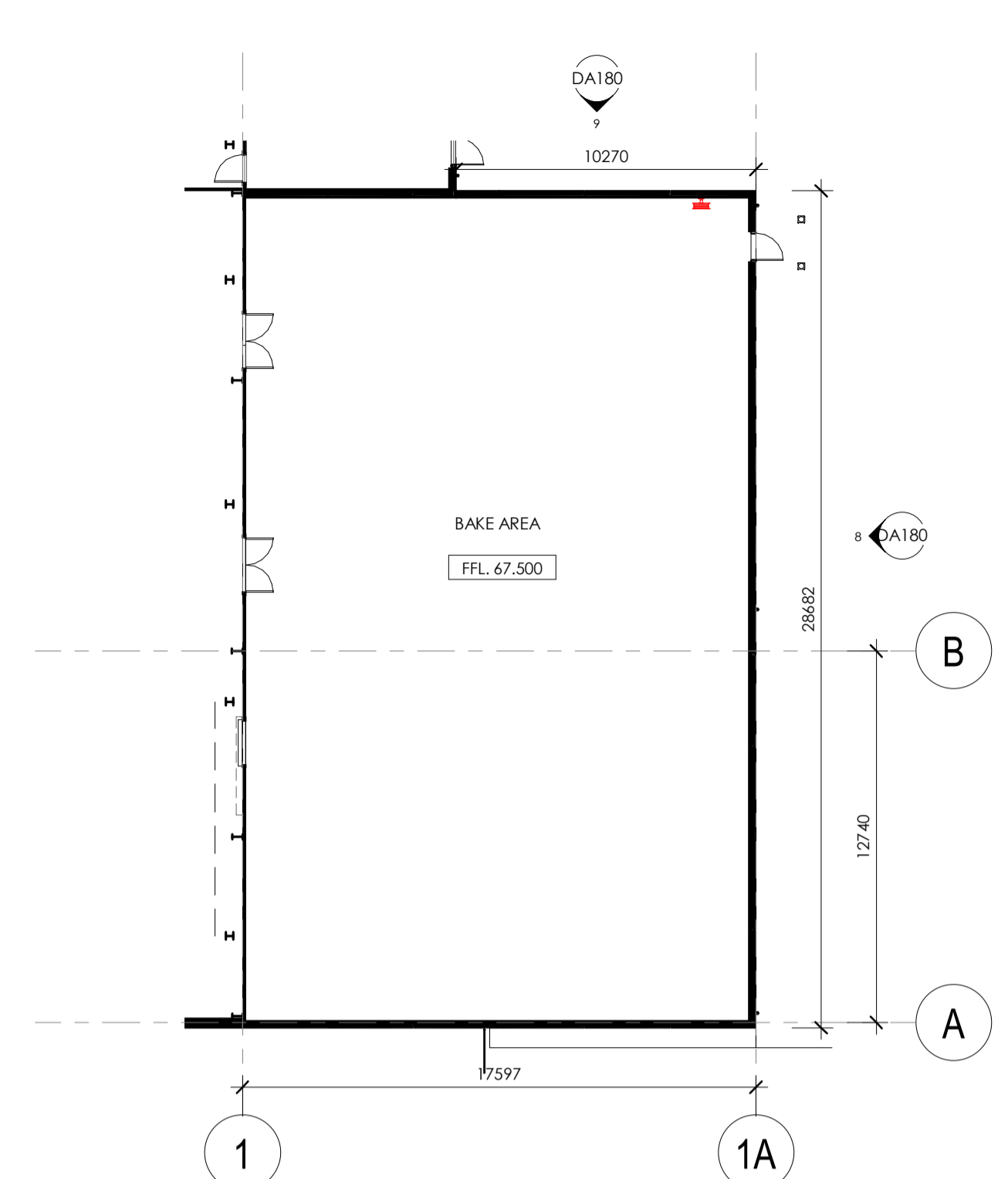
EXTERNAL FINISHES	
TAG	DESCRIPTION
1A.3	CONCRETE - PRECAST - Shale grey
1A.4	CONCRETE - PRECAST - Monument
1A.6	CONCRETE - PRECAST - Red
2A.1	TRIMDEK - Basalt
2A.2	TRIMDEK - Windspray
2A.3	TRIMDEK - Shale Grey
2A.4	TRIMDEK - Monument
2A.5	TRIMDEK - Surfmist
2A.6	TRIMDEK - Red
2B.5	LONGLINE - Surfmist
2C.3	CUSTOMORB - Shale Grey
3A	GLAZING - CLEAR
3B	GLAZING - SPANDREL - GREY
4A	
4B	P/C ALUMINIUM - BLACK
5A.6	ALUMINIUM CLADDING - Red
6A.4	ROLLER DOOR - Monument
6B.2	EGRESS DOOR - Windspray
7B.4	COLORBOND DOWNPIPE - Monument
7C.1	COLORBOND FASCIA - Basalt
7C.4	COLORBOND CAPPING - Monument
7C.5	COLORBOND CAPPING - Surfmist
8A.5	METAL ROOF SHEETING
8B	SHADE SAIL - TRANSLUCENT
10B.4	COLORBOND DOWNPIPE - Monument



1 PLANTROOM PLAN
 Scale: 1 : 200



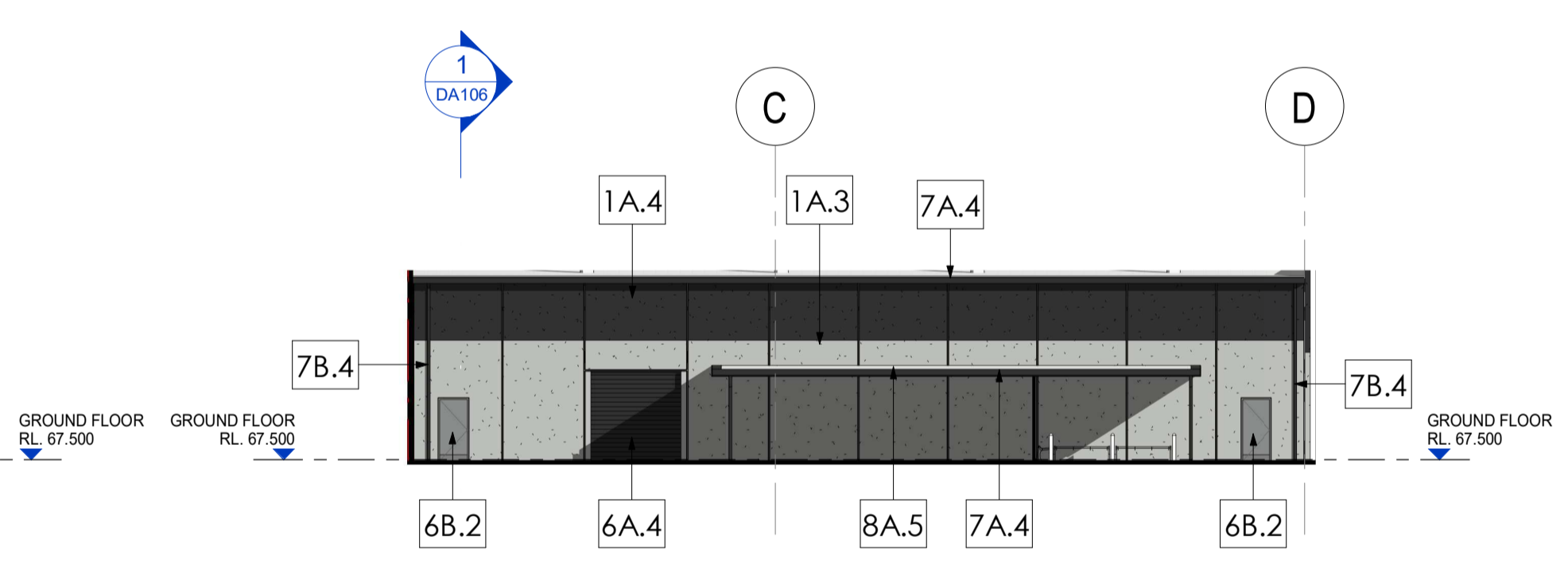
4 WASH AREA PLAN
 Scale: 1 : 200



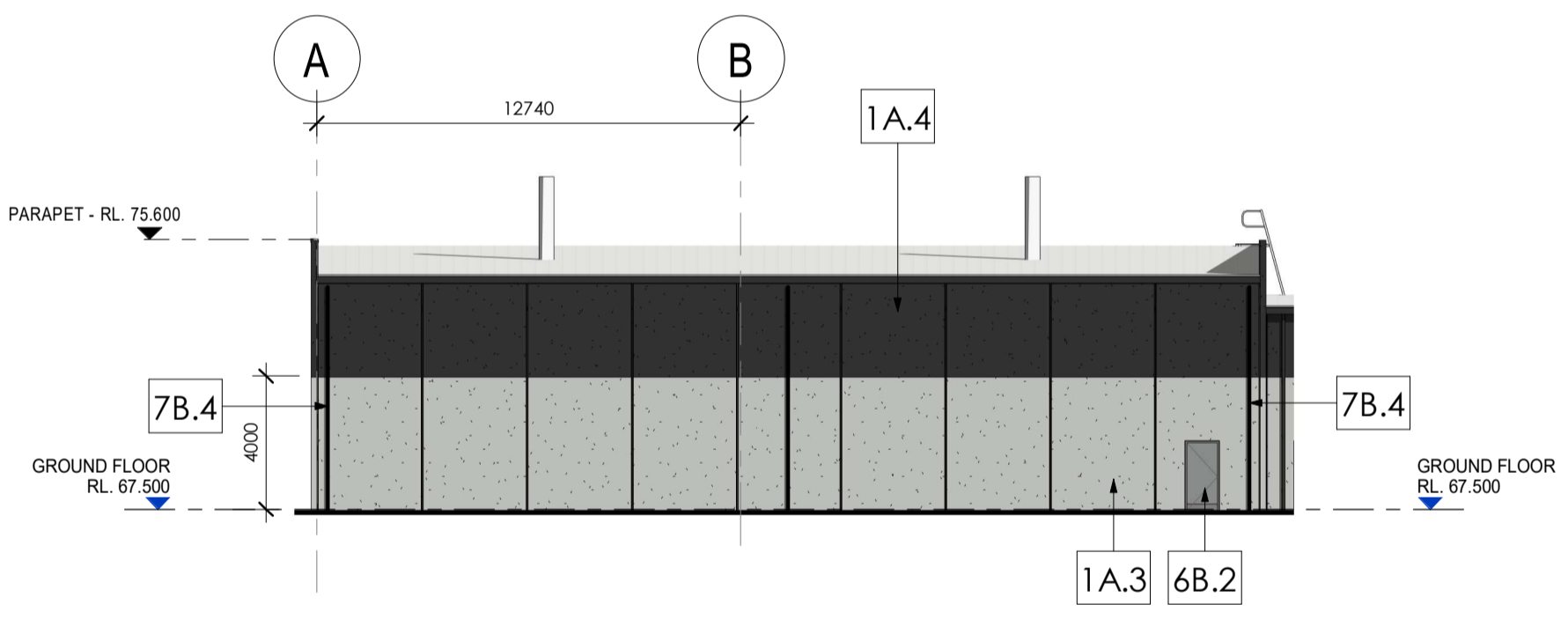
7 BAKE AREA PLAN
 Scale: 1 : 200



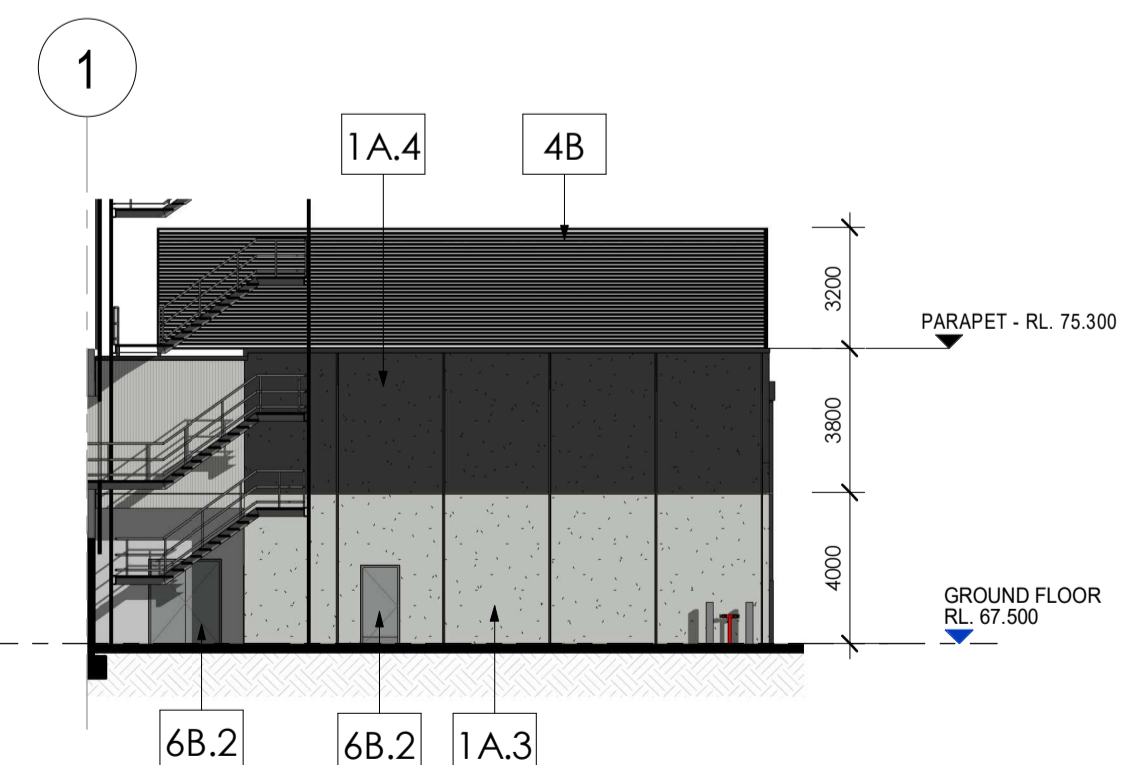
2 PLANTROOM - ELEVATION EAST
 Scale: 1 : 200



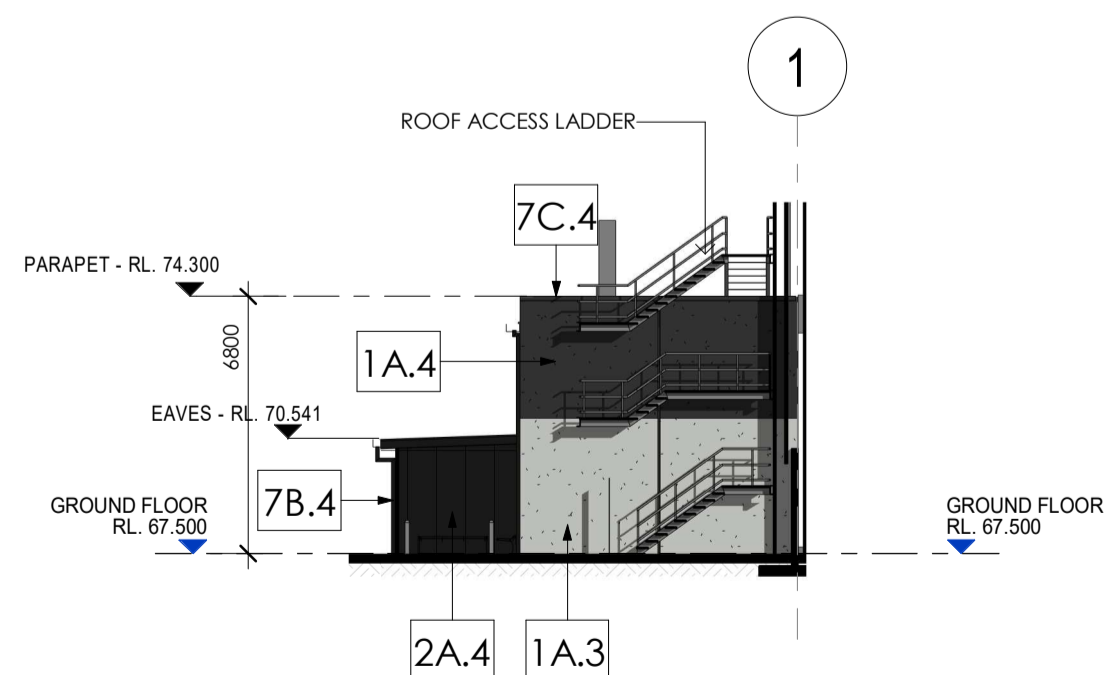
5 WASH AREA - ELEVATION EAST
 Scale: 1 : 200



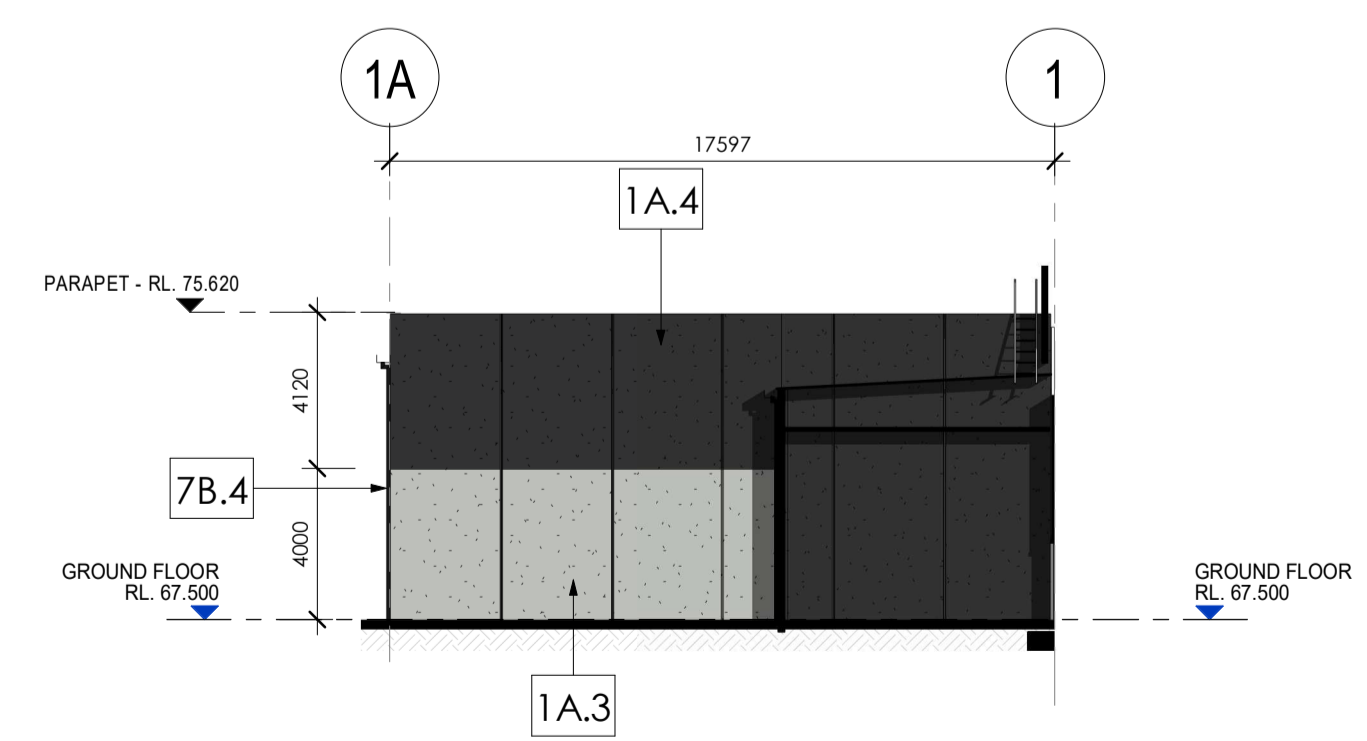
8 BAKE AREA - ELEVATION EAST
 Scale: 1 : 200



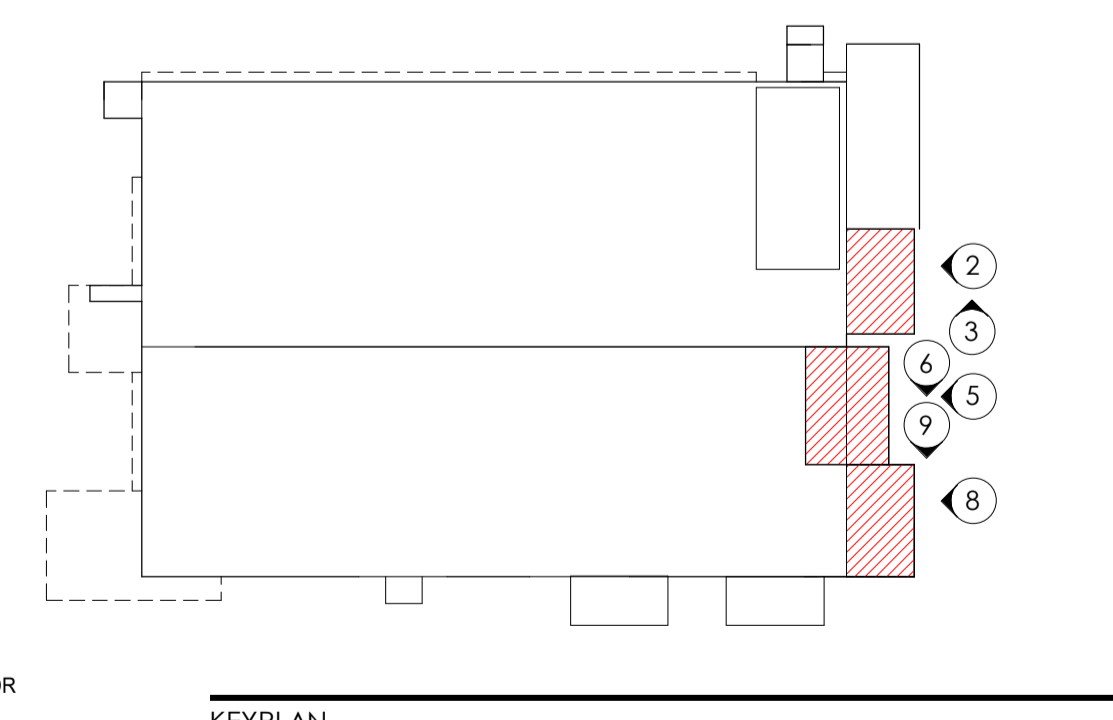
3 PLANTROOM - ELEVATION SOUTH
 Scale: 1 : 200



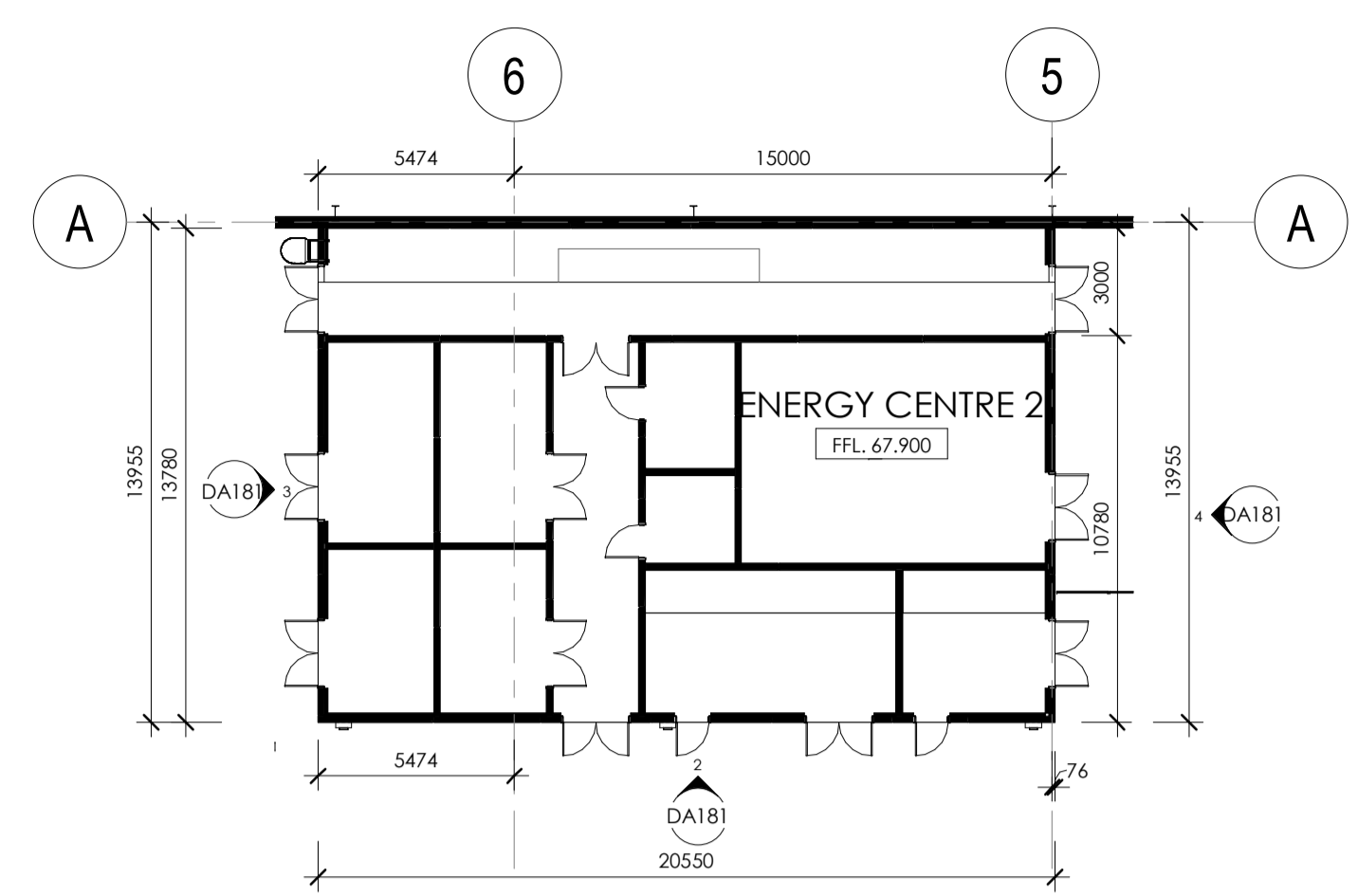
6 WASH AREA - ELEVATION NORTH
 Scale: 1 : 200



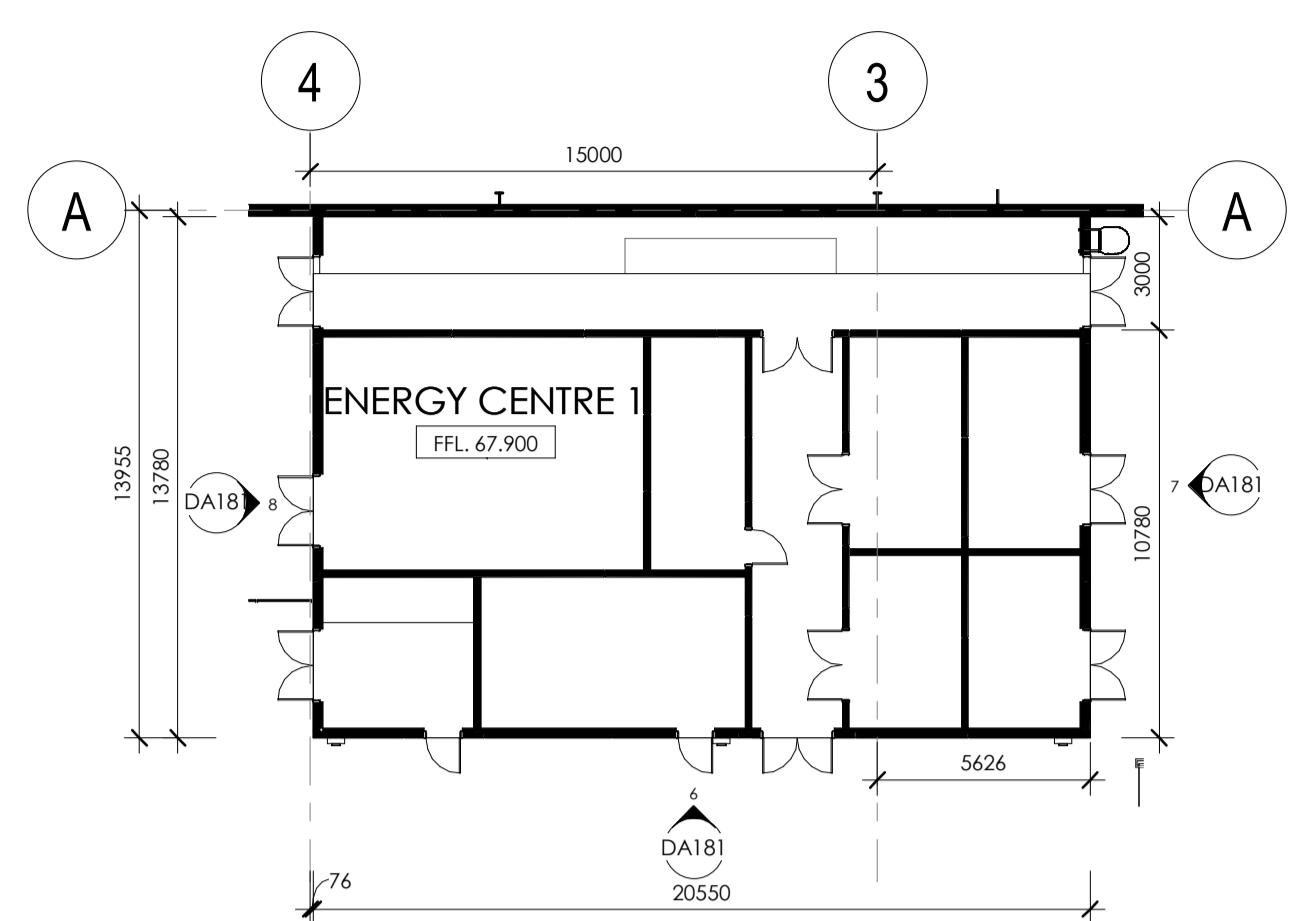
9 BAKE AREA - ELEVATION NORTH
 Scale: 1 : 200



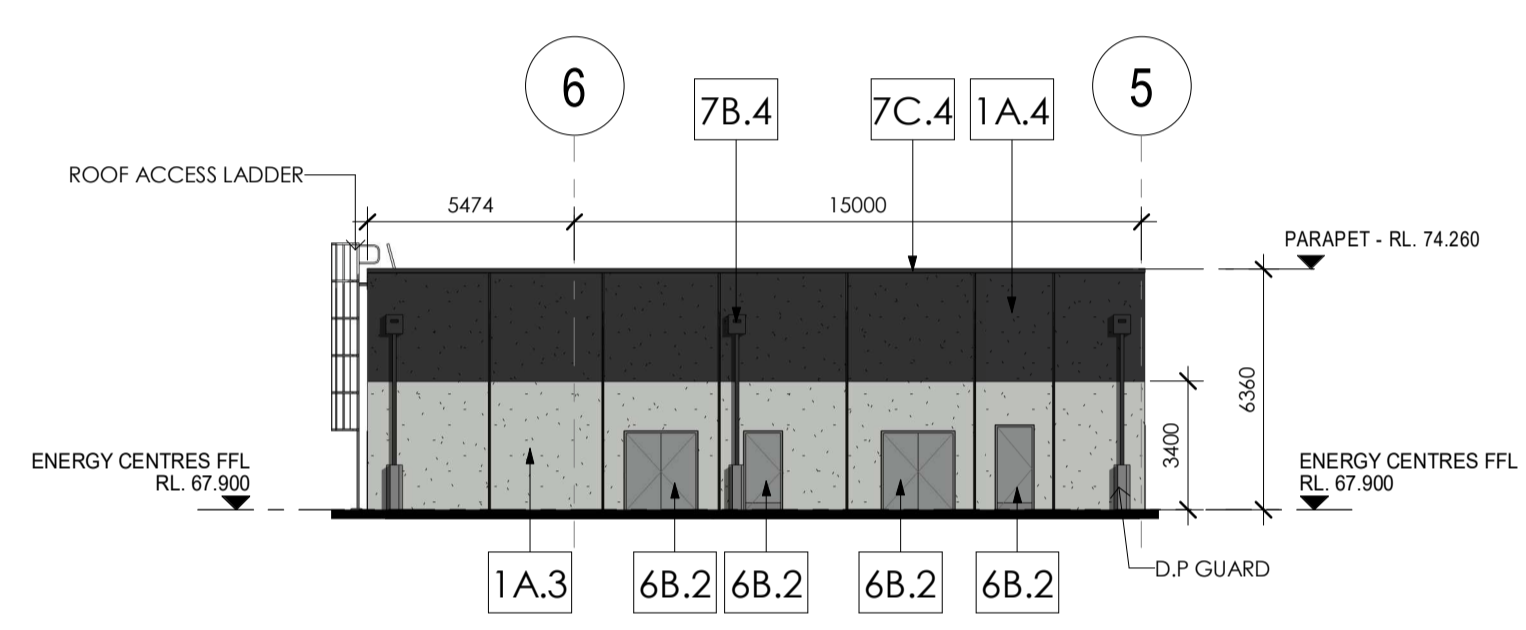
ISSUE	AMENDMENT	DATE	CHK'D
P 1	ISSUED FOR INFORMATION	17.01.20	SJE
A	DA ISSUE	31.01.20	SJE
B	DA SUBMISSION	17.02.20	SN
C	DA SUBMISSION	27.02.20	SN
D	DA SUBMISSION	03.06.20	SN
E	DA SUBMISSION	17.06.20	SN



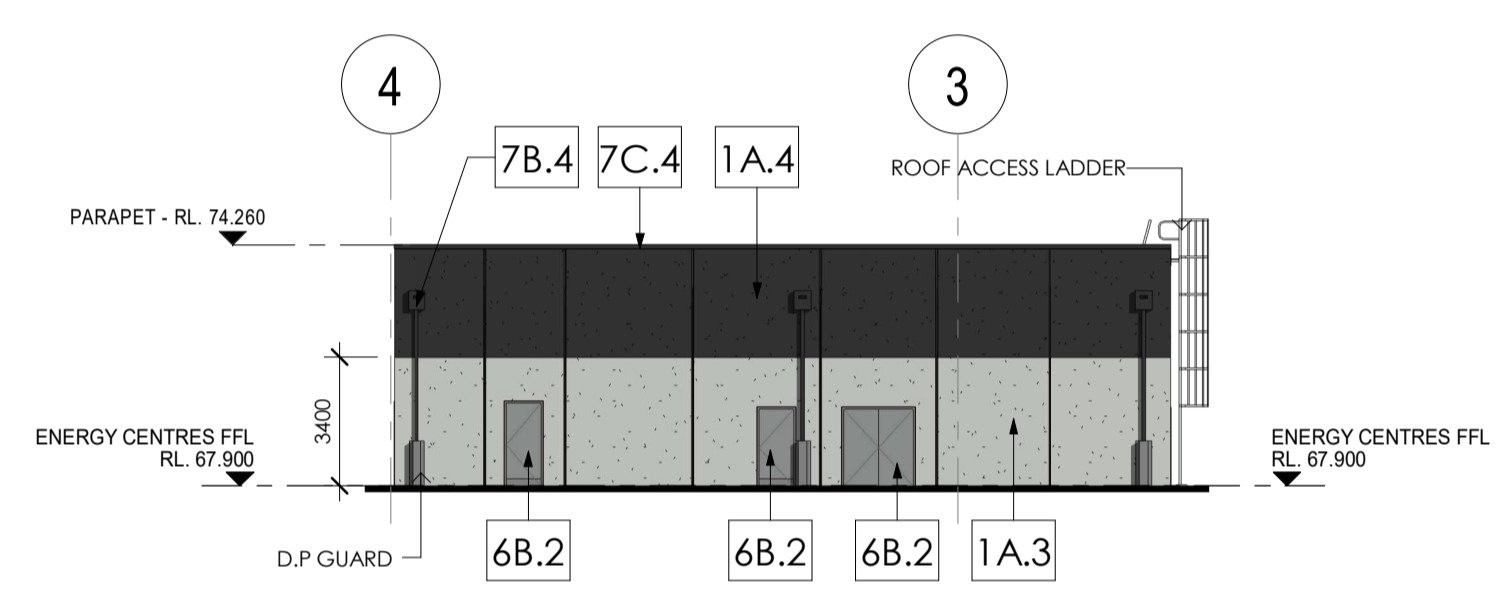
1 ENERGY CENTRE 2 - GROUND FLOOR
 DA100 Scale: 1:200



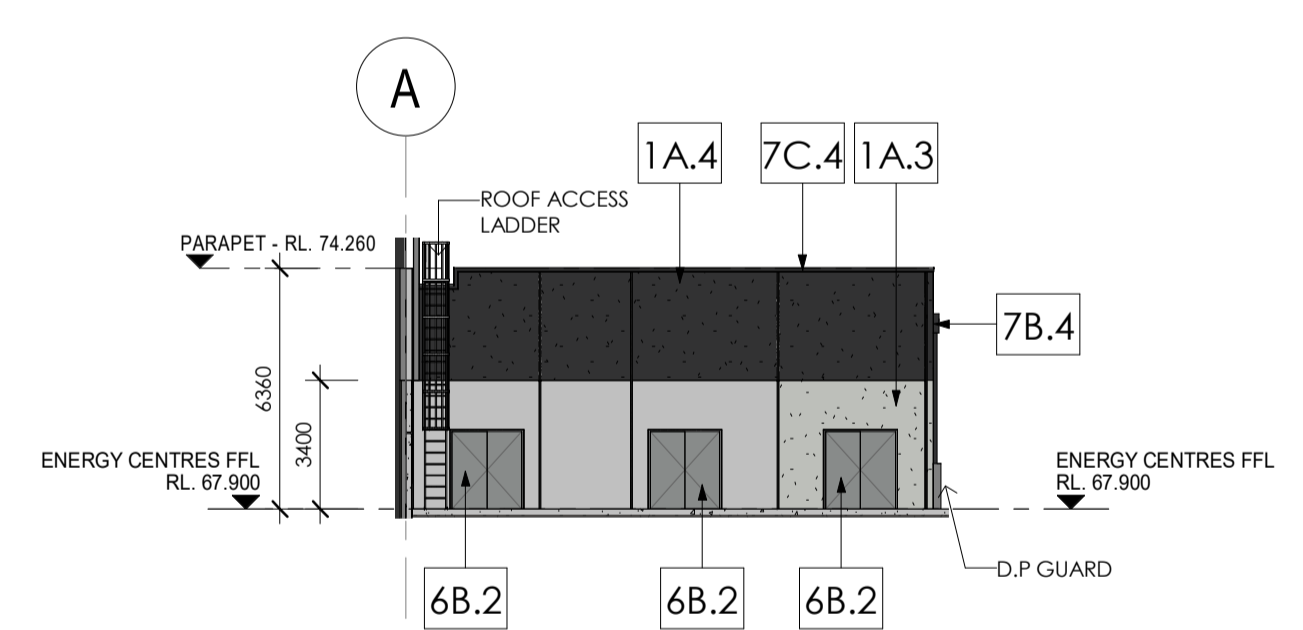
5 ENERGY CENTRE 1 - GROUND FLOOR
 DA100 Scale: 1:200



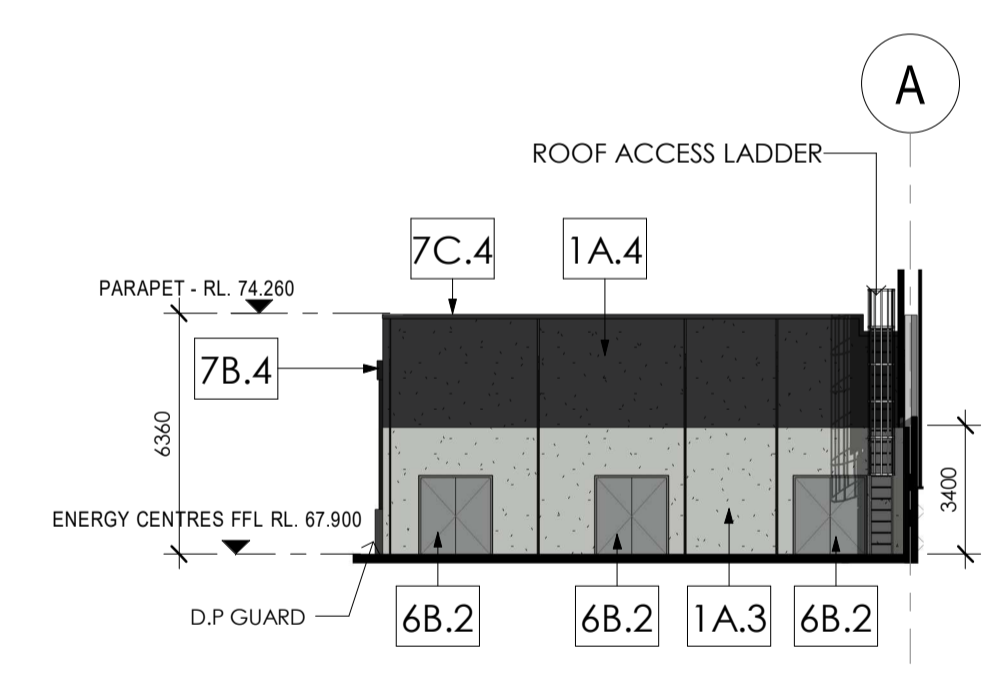
2 ENERGY CENTRE 2 - ELEVATION SOUTH
 DA181 Scale: 1:200



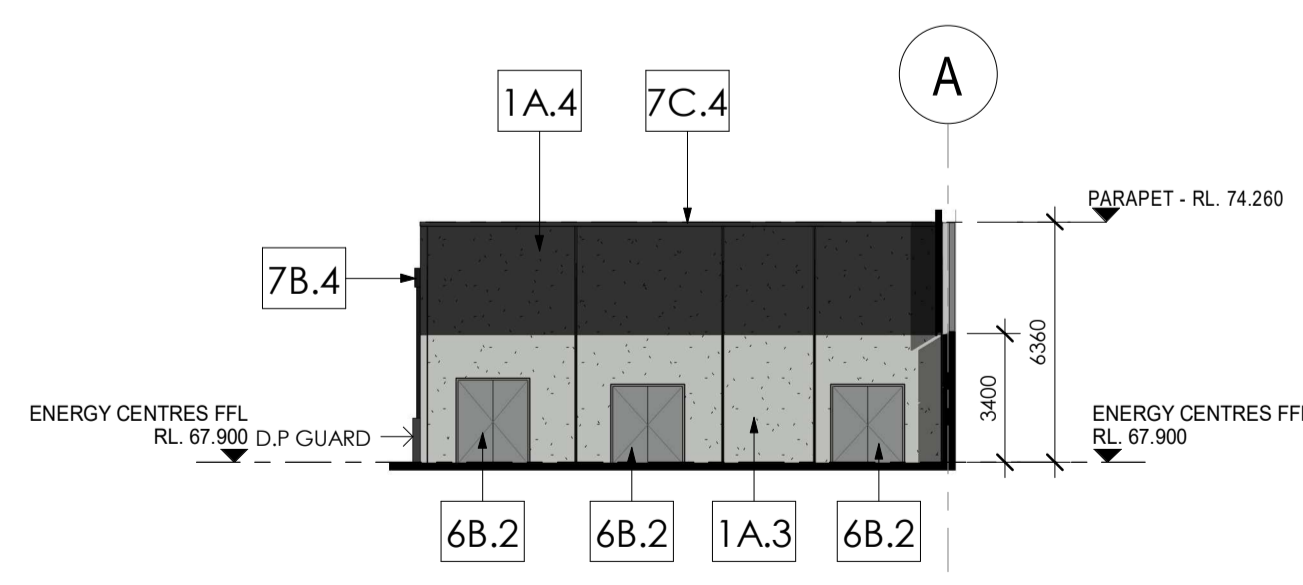
6 ENERGY CENTRE 1 - ELEVATION SOUTH
 DA181 Scale: 1:200



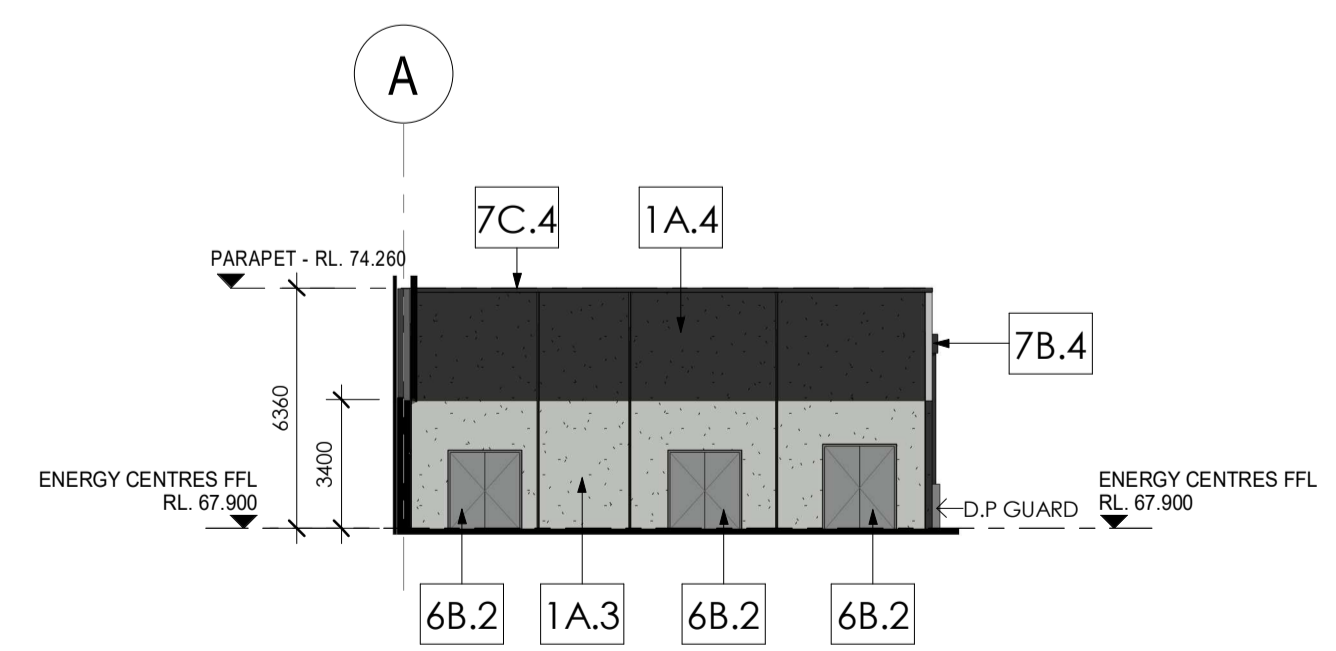
3 ENERGY CENTRE 2 - ELEVATION WEST
 DA181 Scale: 1:200



7 ENERGY CENTRE 1 - ELEVATION WEST
 DA181 Scale: 1:200



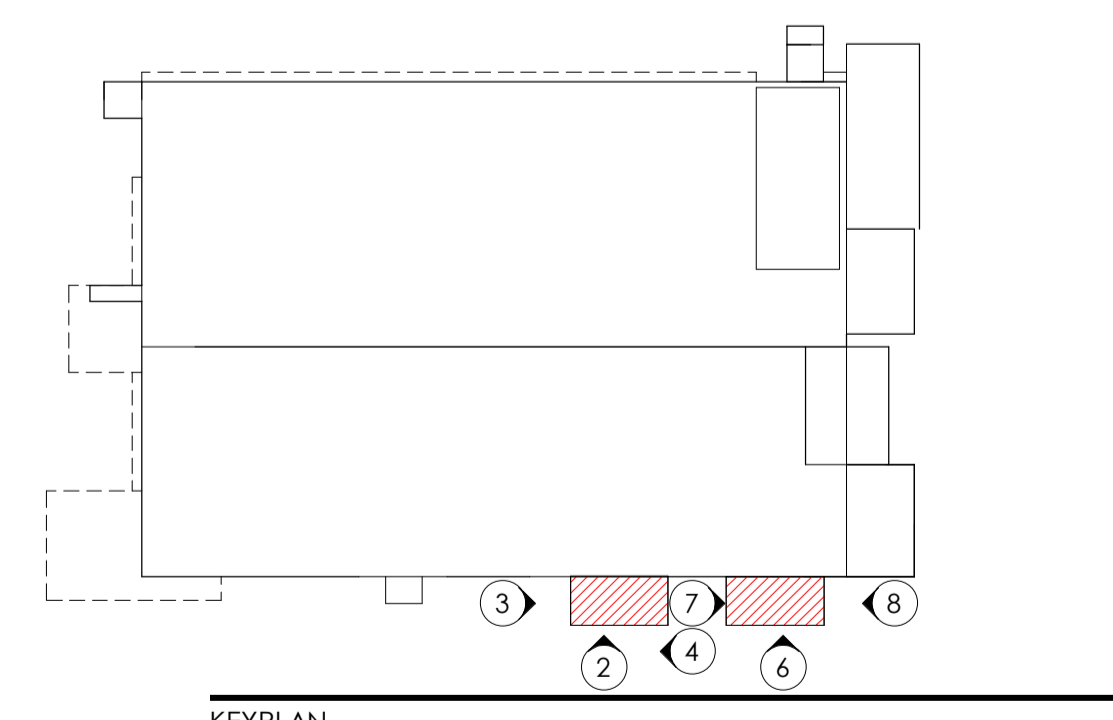
4 ENERGY CENTRE 2 - ELEVATION EAST
 DA181 Scale: 1:200



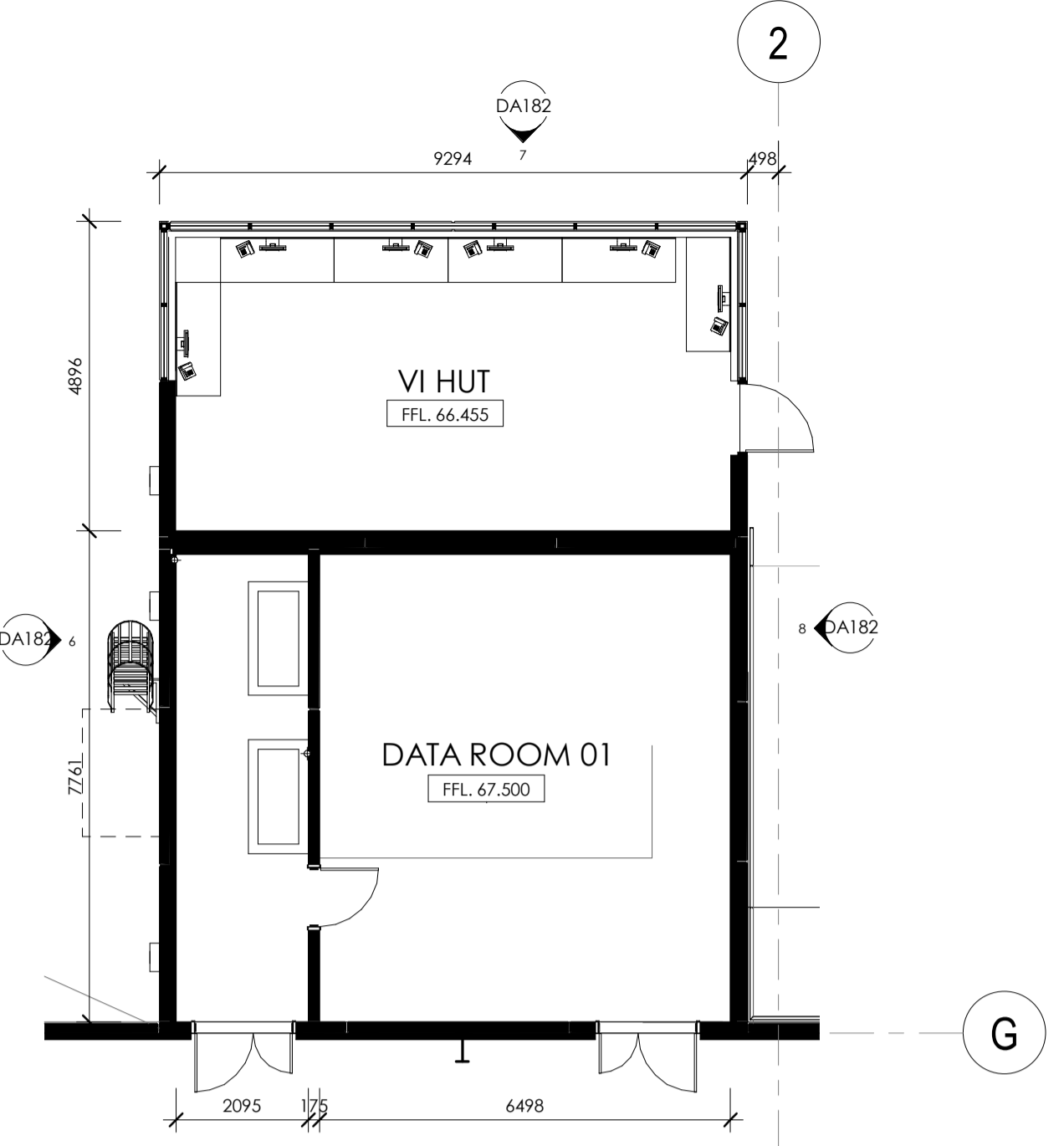
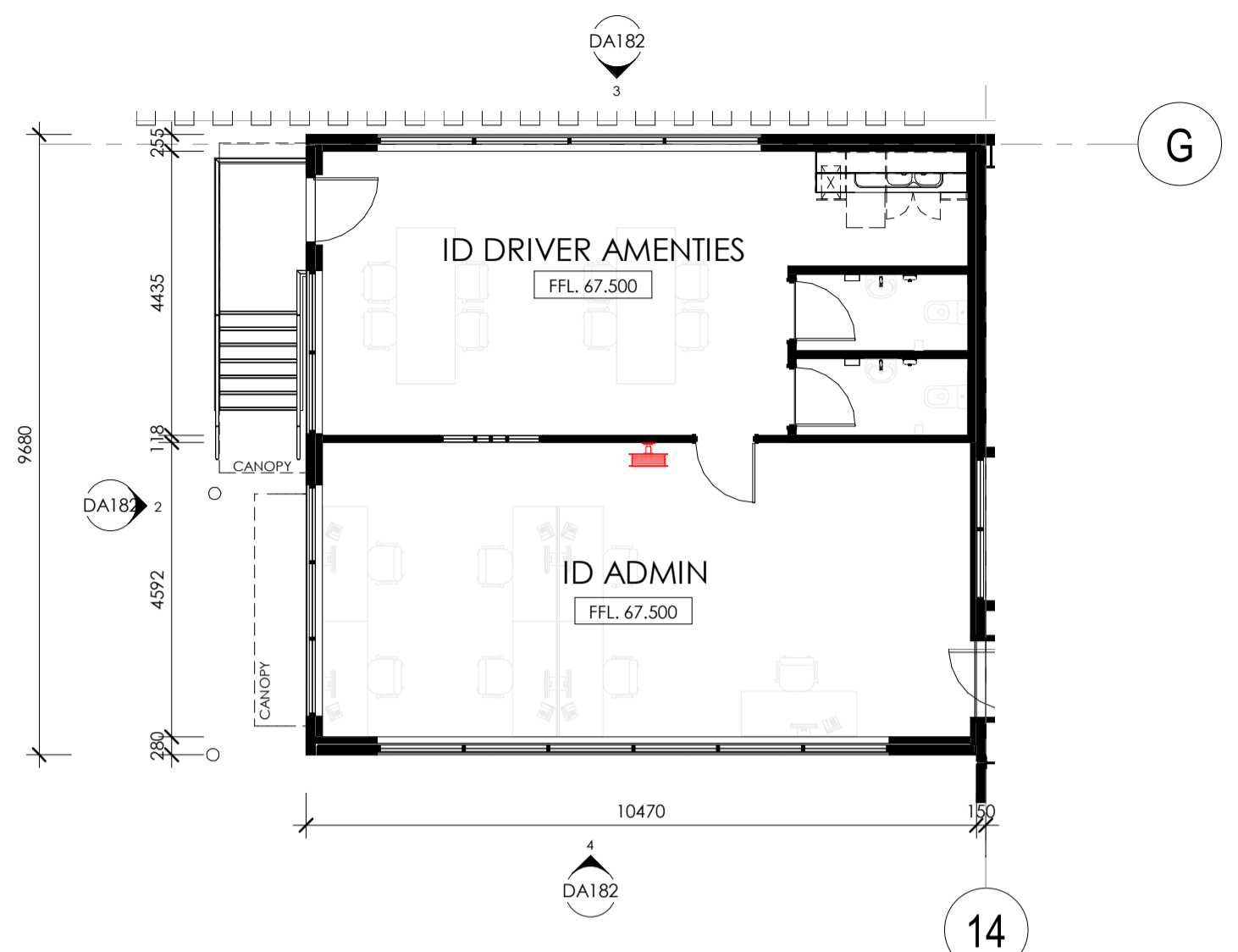
8 ENERGY CENTRE 1 - ELEVATION EAST
 DA181 Scale: 1:200

NOTE:
 PLEASE REFER TO EXTERNAL FINISHES SHEET FOR DETAILED DESCRIPTION AND SAMPLE OF PROPOSED EXTERNAL FACADE.

EXTERNAL FINISHES	
TAG	DESCRIPTION
1A.3	CONCRETE - PRECAST - Shale grey
1A.4	CONCRETE - PRECAST - Monument
1A.6	CONCRETE - PRECAST - Red
2A.1	TRIMDEK - Basalt
2A.2	TRIMDEK - Windspray
2A.3	TRIMDEK - Shale Grey
2A.4	TRIMDEK - Monument
2A.5	TRIMDEK - Surfmist
2A.6	TRIMDEK - Red
2B.5	LONGLINE - Surfmist
2C.3	CUSTOMORB - Shale Grey
3A	GLAZING - CLEAR
3B	GLAZING - SPANDREL - GREY
4A	P/C ALUMINIUM WINDOW - 'Black'
4B	P/C ALUMINIUM - BLACK
5A.6	ALUMINIUM CLADDING - Red
6A.4	ROLLER DOOR - Monument
6B.2	EGRESS DOOR - Windspray
7B.4	COLORBOND DOWNPIPE - Monument
7C.1	COLORBOND FASCIA - Basalt
7C.4	COLORBOND CAPPING - Monument
7C.5	COLORBOND CAPPING - Surfmist
8A.5	METAL ROOF SHEETING
8B	SHADE SAIL - TRANSLUCENT
10B.4	COLORBOND DOWNPIPE - Monument



ISSUE	AMENDMENT	DATE	CHK'D
P 1	ISSUED FOR INFORMATION	17.01.20	SJE
A	DA ISSUE	31.01.20	SJE
B	DA SUBMISSION	17.02.20	SN
C	DA SUBMISSION	27.02.20	SN
D	DA SUBMISSION	03.06.20	SN
E	DA SUBMISSION	17.06.20	SN



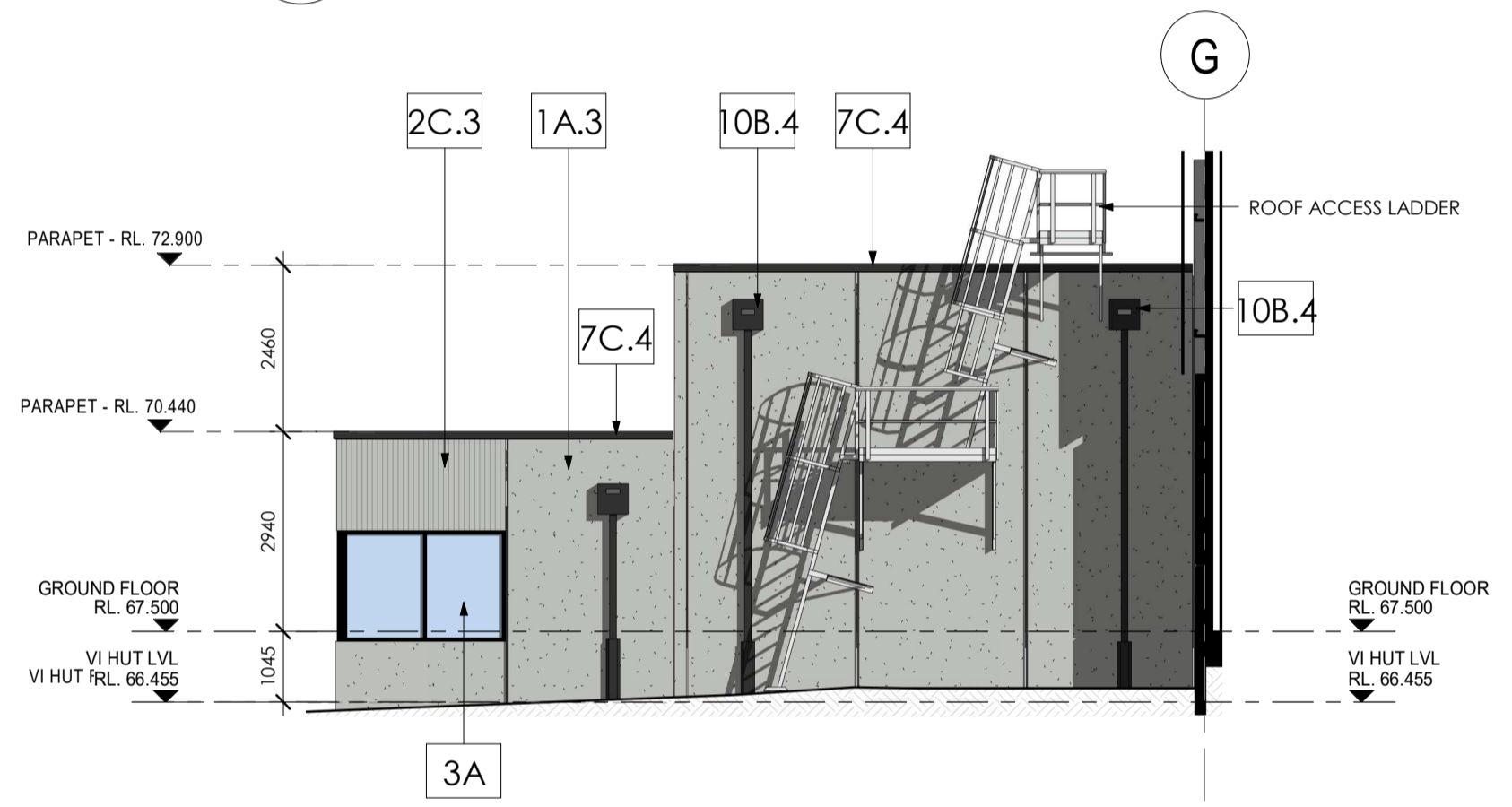
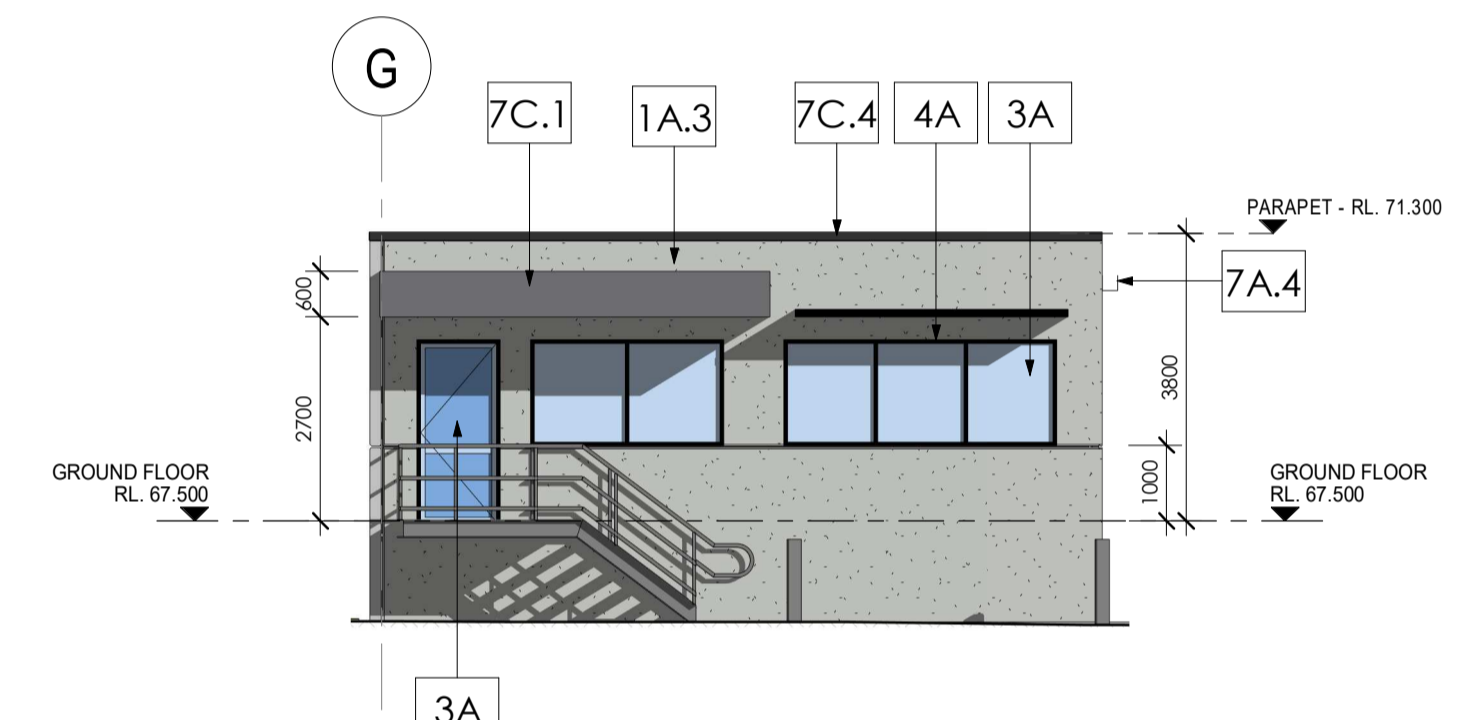
WASTE AREA ENCLOSURE OMITTED

NOTE:
 PLEASE REFER TO EXTERNAL FINISHES SHEET FOR DETAILED DESCRIPTION AND SAMPLE OF PROPOSED EXTERNAL FACADE.

EXTERNAL FINISHES	
TAG	DESCRIPTION
1A.3	CONCRETE - PRECAST - Shale grey
1A.4	CONCRETE - PRECAST - Monument
1A.6	CONCRETE - PRECAST - Red
2A.1	TRIMDEK - Basalt
2A.2	TRIMDEK - Windspray
2A.3	TRIMDEK - Shale Grey
2A.4	TRIMDEK - Monument
2A.5	TRIMDEK - Surfmist
2A.6	TRIMDEK - Red
2B.5	LONGLINE - Surfmist
2C.3	CUSTOMORB - Shale Grey
3A	GLAZING - CLEAR
3B	GLAZING - SPANDREL - GREY
4A	P/C ALUMINIUM WINDOW - 'Black'
4B	P/C ALUMINIUM - BLACK
5A.6	ALUMINIUM CLADDING - Red
6A.4	ROLLER DOOR - Monument
6B.2	EGRESS DOOR - Windspray
7B.4	COLORBOND DOWNPIPE - Monument
7C.1	COLORBOND FASCIA - Basalt
7C.4	COLORBOND CAPPING - Monument
8A.5	METAL ROOF SHEETING
8B	SHADE SAIL - TRANSLUCENT
10B.4	COLORBOND DOWNPIPE - Monument

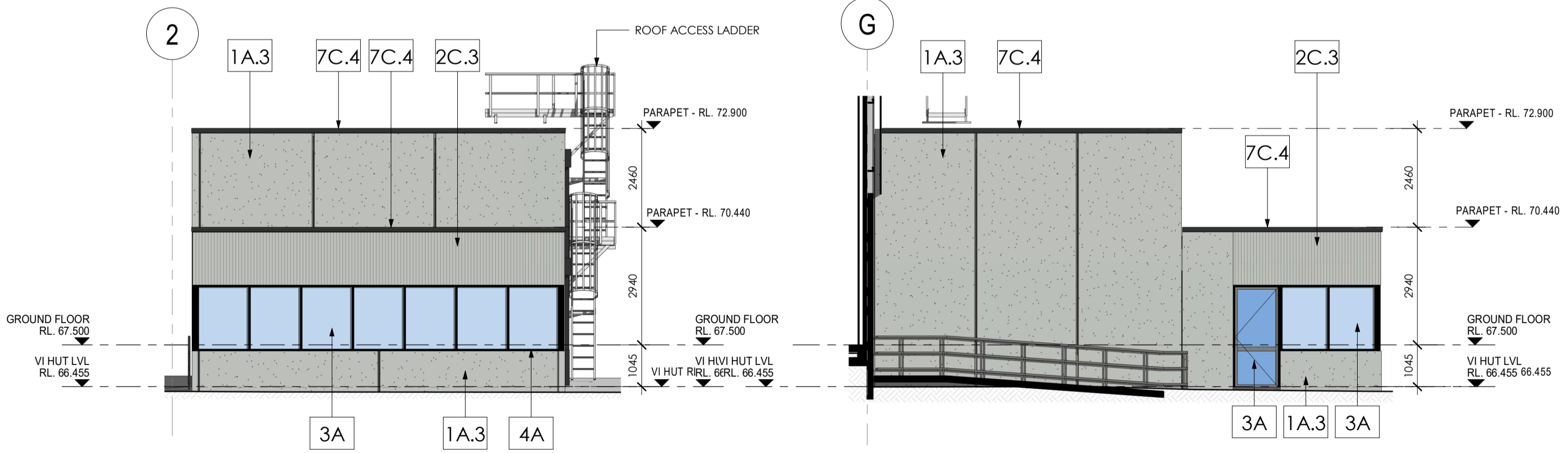
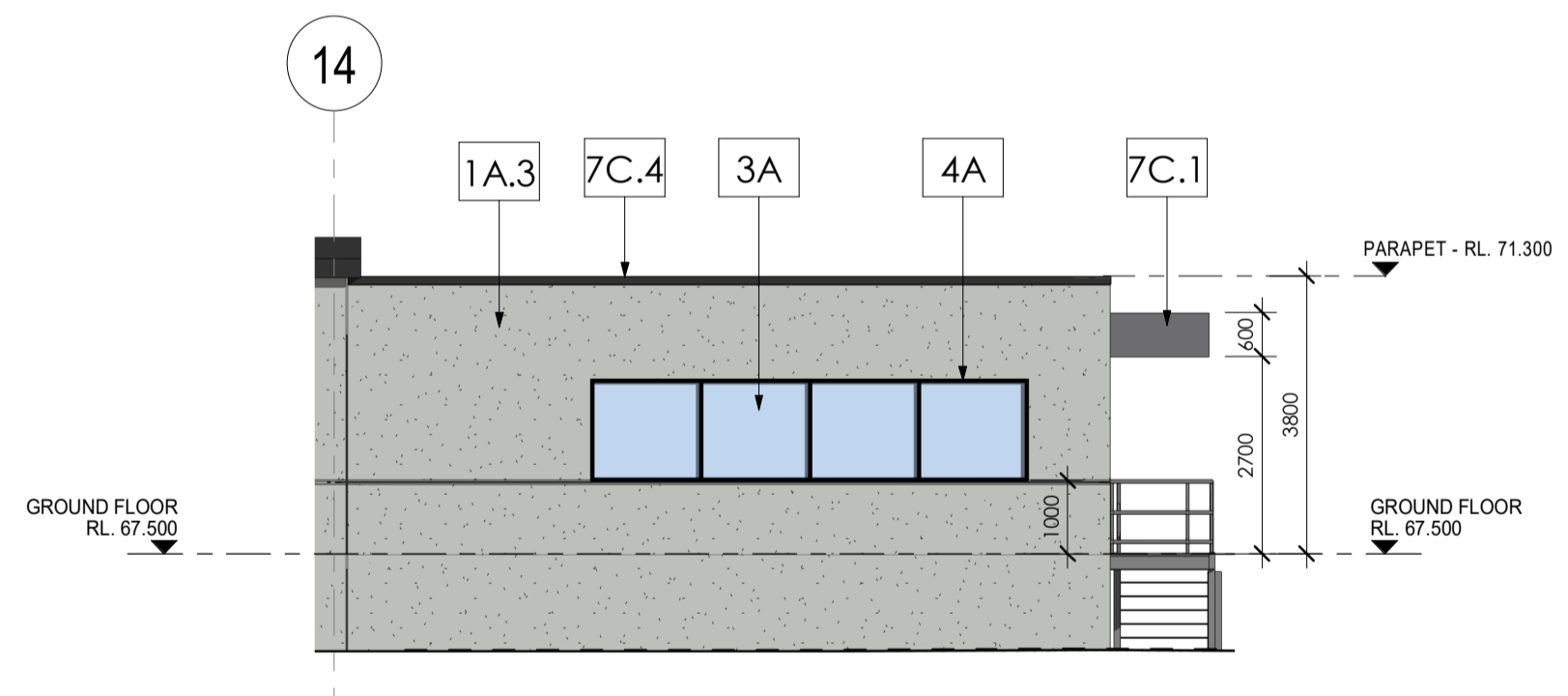
1 INBOUND & OUTBOUND OFFICE PLAN
 DA100 Scale: 1:100

5 DATA ROOM-01+VI HUT PLAN
 DA100 Scale: 1:100



2 INBOUND/DISPATCH OFFICE-ELEVATION WEST
 DA182 Scale: 1:100

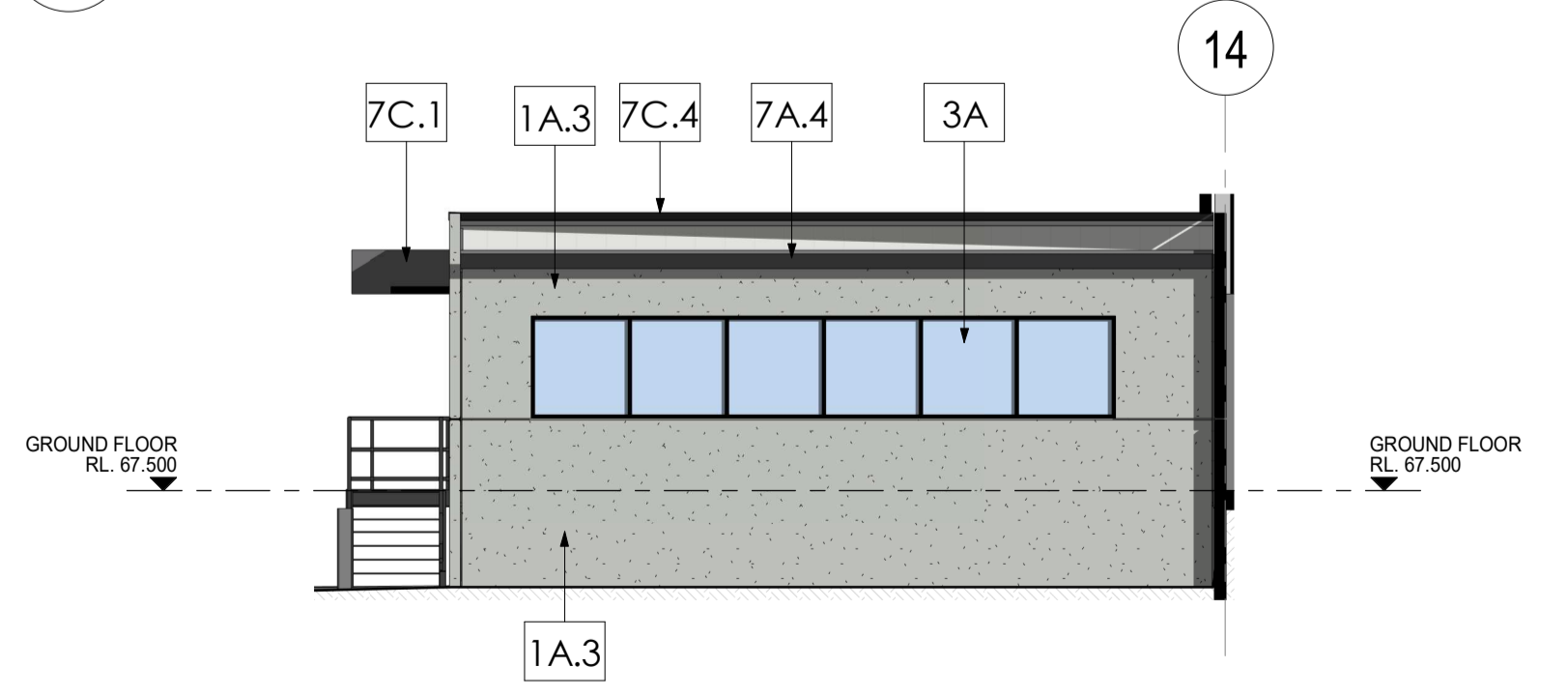
6 DATA ROOM-01+VI HUT-ELEVATION WEST
 DA182 Scale: 1:100



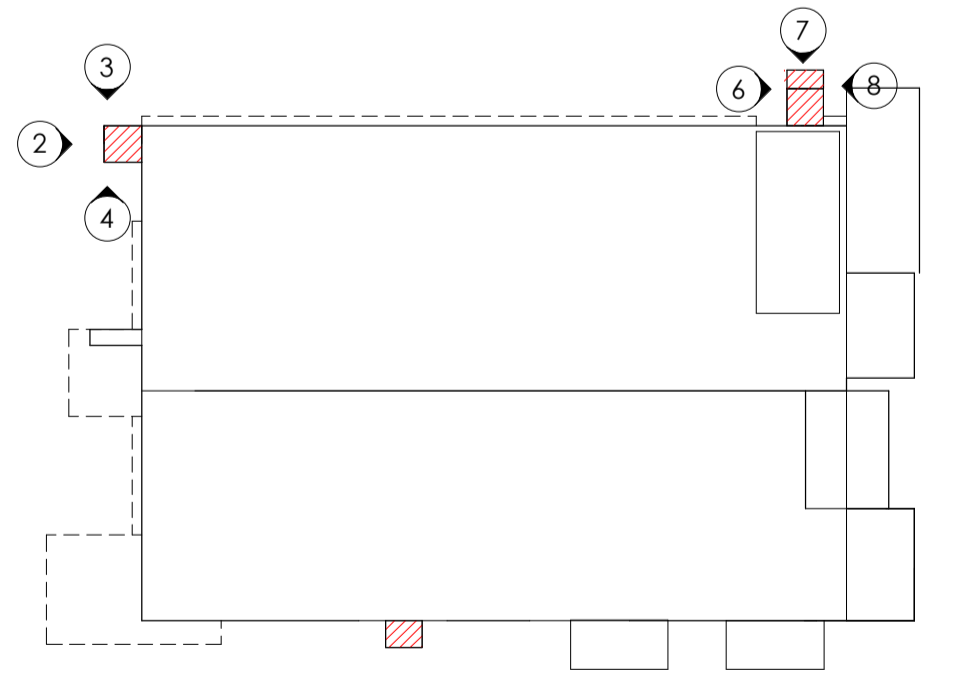
3 INBOUND/DISPATCH OFFICE-ELEVATION NORTH
 DA182 Scale: 1:100

7 DATA ROOM-01+VI HUT-ELEVATION NORTH
 DA182 Scale: 1:100

8 DATA ROOM-01+VI HUT-ELEVATION EAST
 DA182 Scale: 1:100



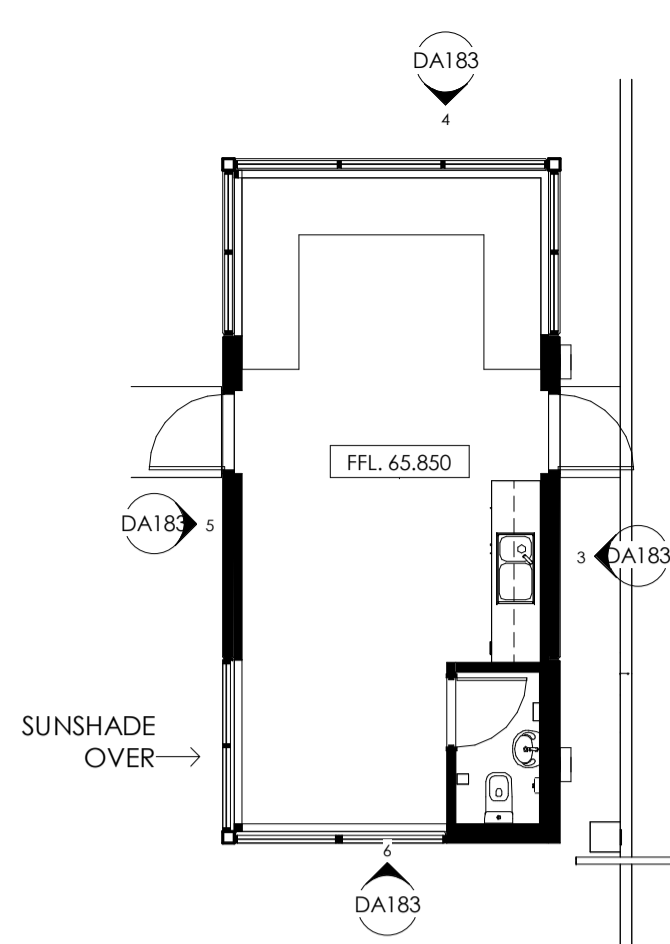
4 INBOUND/DISPATCH OFFICE-ELEVATION SOUTH
 DA182 Scale: 1:100



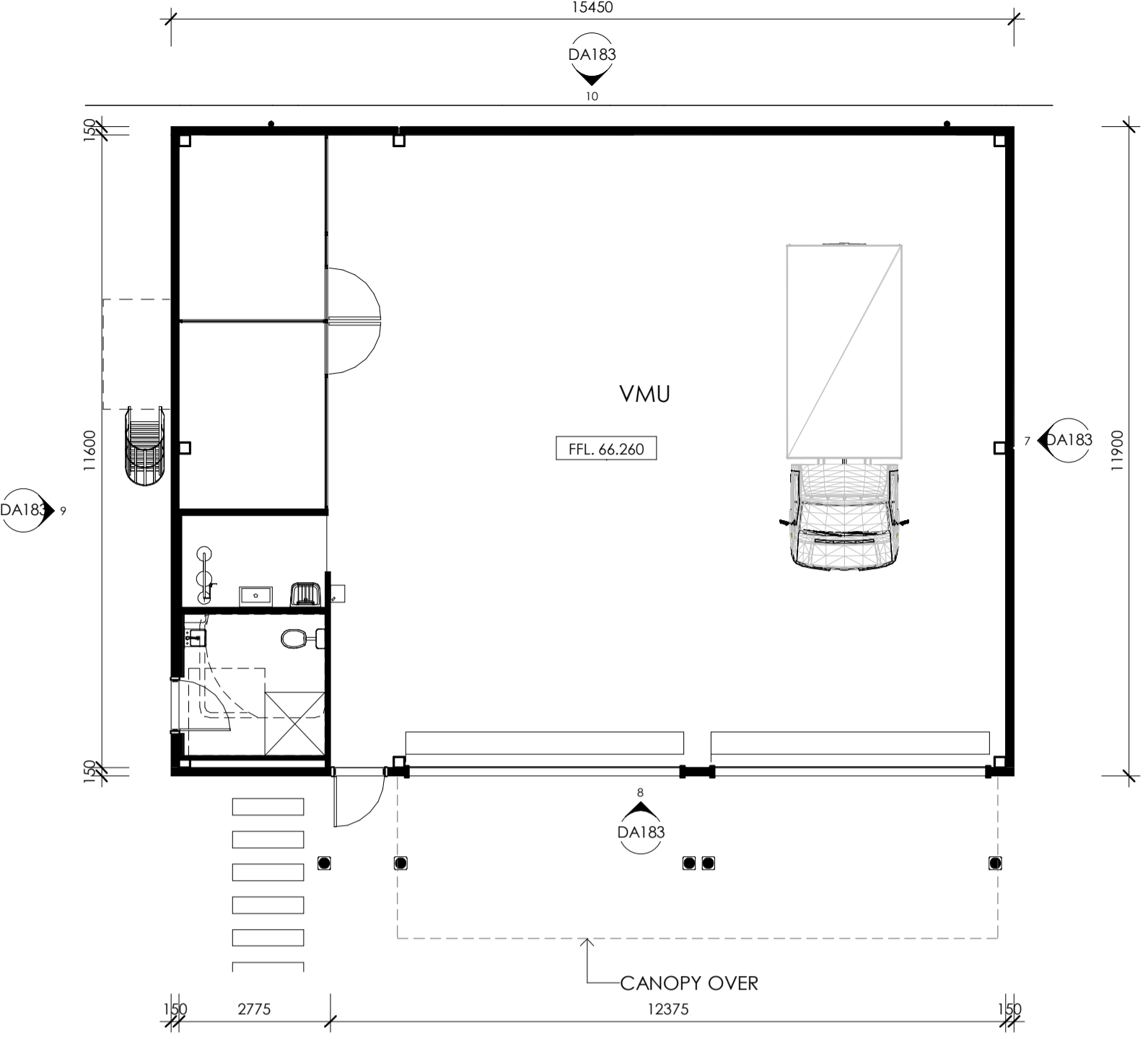
ISSUE	AMENDMENT	DATE	CHK'D
P 1	ISSUED FOR INFORMATION	17.01.20	SJE
A	DA ISSUE	31.01.20	SJE
B	DA SUBMISSION	17.02.20	SN
C	DA SUBMISSION	27.02.20	SN
D	DA SUBMISSION	03.06.20	SN
E	DA SUBMISSION	17.06.20	SN

NOTE:
 PLEASE REFER TO EXTERNAL FINISHES SHEET FOR DETAILED DESCRIPTION AND SAMPLE OF PROPOSED EXTERNAL FACADE.

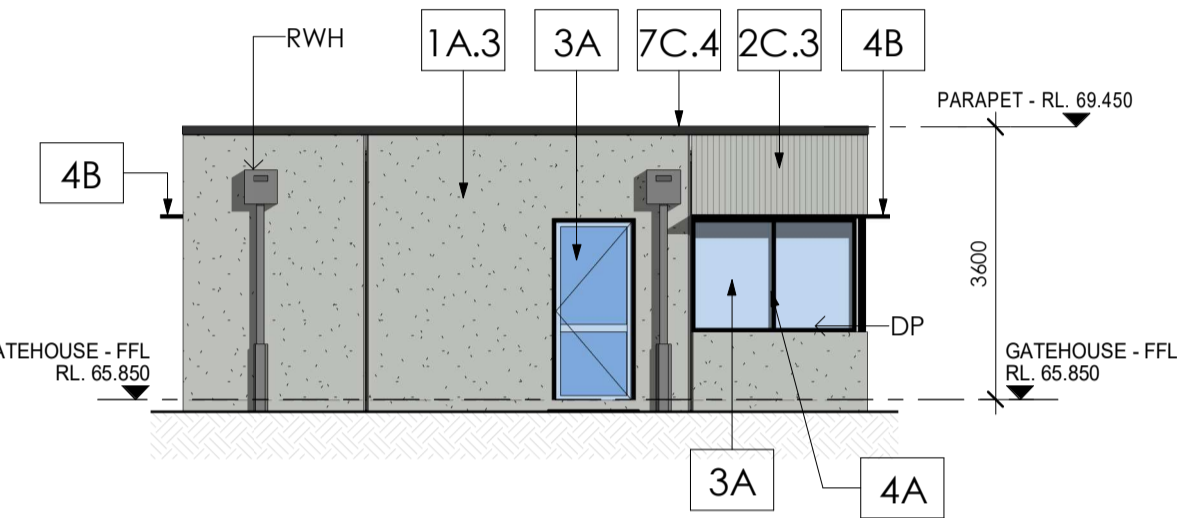
EXTERNAL FINISHES	
TAG	DESCRIPTION
1A.3	CONCRETE - PRECAST - Shale grey
1A.4	CONCRETE - PRECAST - Monument
1A.6	CONCRETE - PRECAST - Red
2A.1	TRIMDEK - Basalt
2A.2	TRIMDEK - Windspray
2A.3	TRIMDEK - Shale Grey
2A.4	TRIMDEK - Monument
2A.5	TRIMDEK - Surfsmist
2A.6	TRIMDEK - Red
2B.5	LONGLINE - Surfsmist
2C.3	CUSTOMORB - Shale Grey
3A	GLAZING - CLEAR
3B	GLAZING - SPANDREL - GREY
4A	P/C ALUMINIUM WINDOW - 'Black'
4B	P/C ALUMINIUM - BLACK
5A.6	ALUMINIUM CLADDING - Red
6A.4	ROLLER DOOR - Monument
6B.2	EGRESS DOOR - Windspray
7B.4	COLORBOND DOWNPIPE - Monument
7C.1	COLORBOND FASCIA - Basalt
7C.4	COLORBOND CAPPING - Monument
7C.5	COLORBOND CAPPING - Surfsmist
8A.5	METAL ROOF SHEETING
8B	SHADE SAIL - TRANSLUCENT
10B.4	COLORBOND DOWNPIPE - Monument



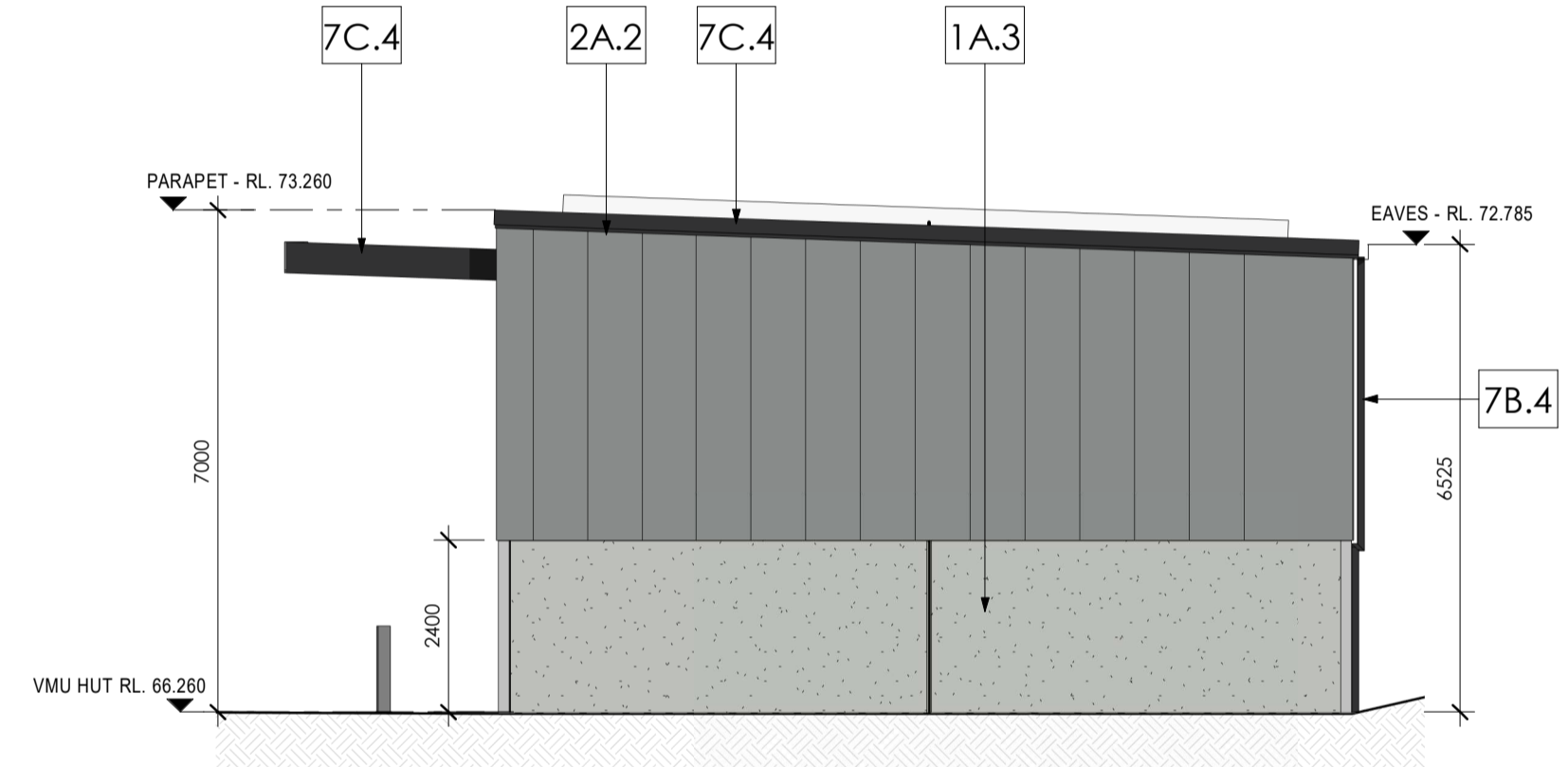
1 GATEHOUSE PLAN
 Scale: 1 : 100



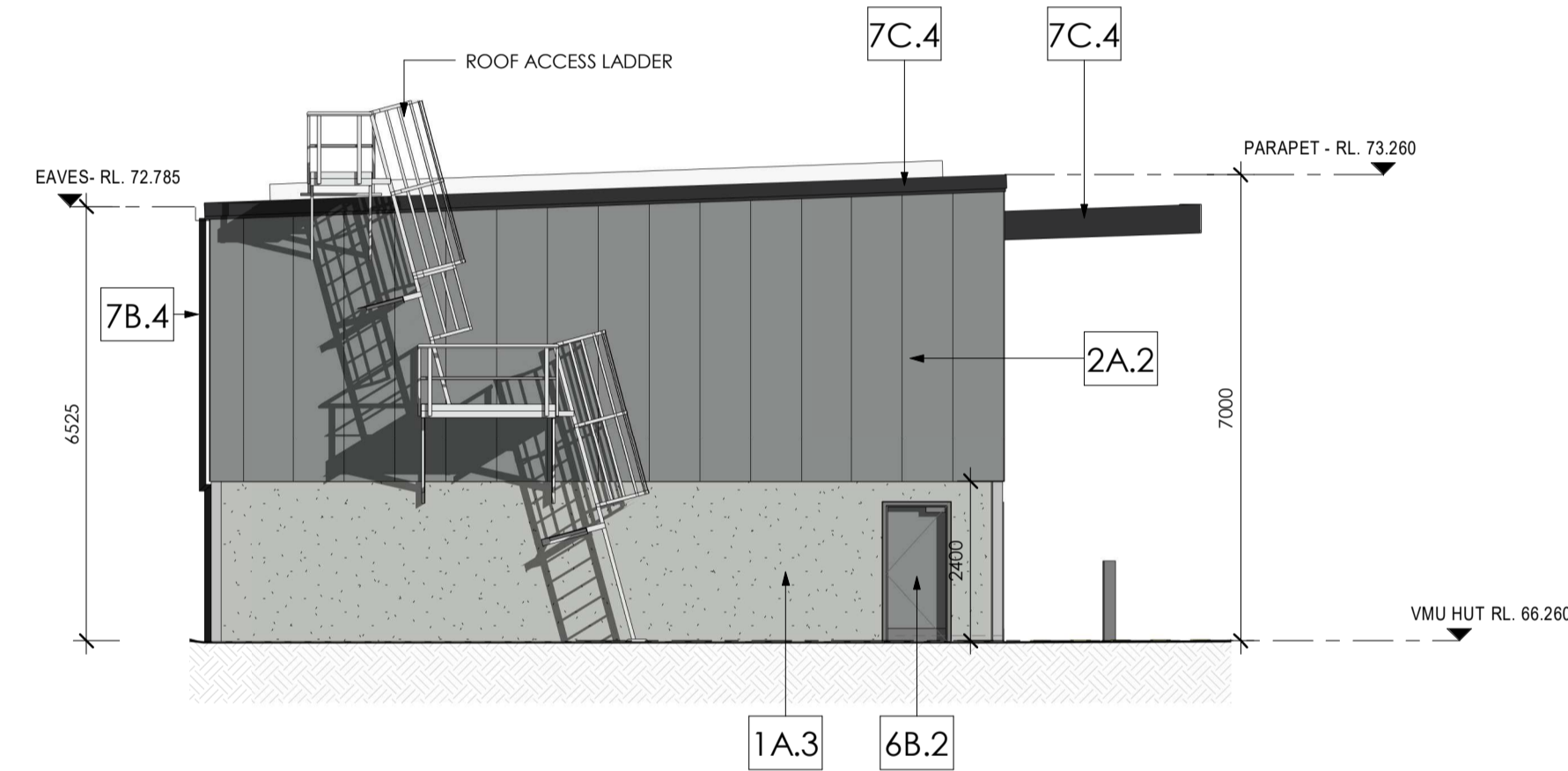
2 VMU HUT PLAN
 Scale: 1 : 100



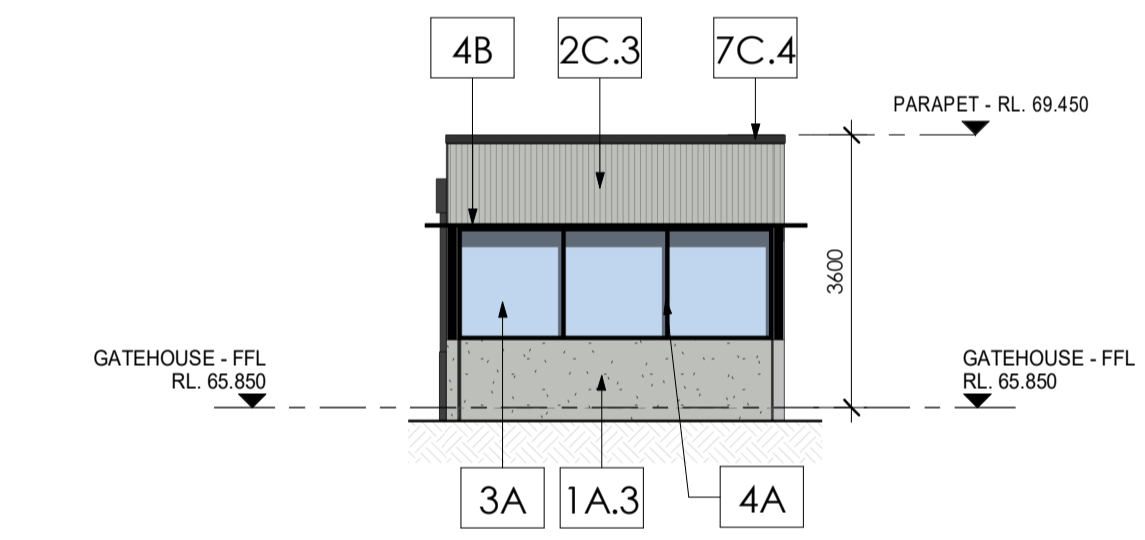
3 GATEHOUSE - ELEVATION EAST
 Scale: 1 : 100



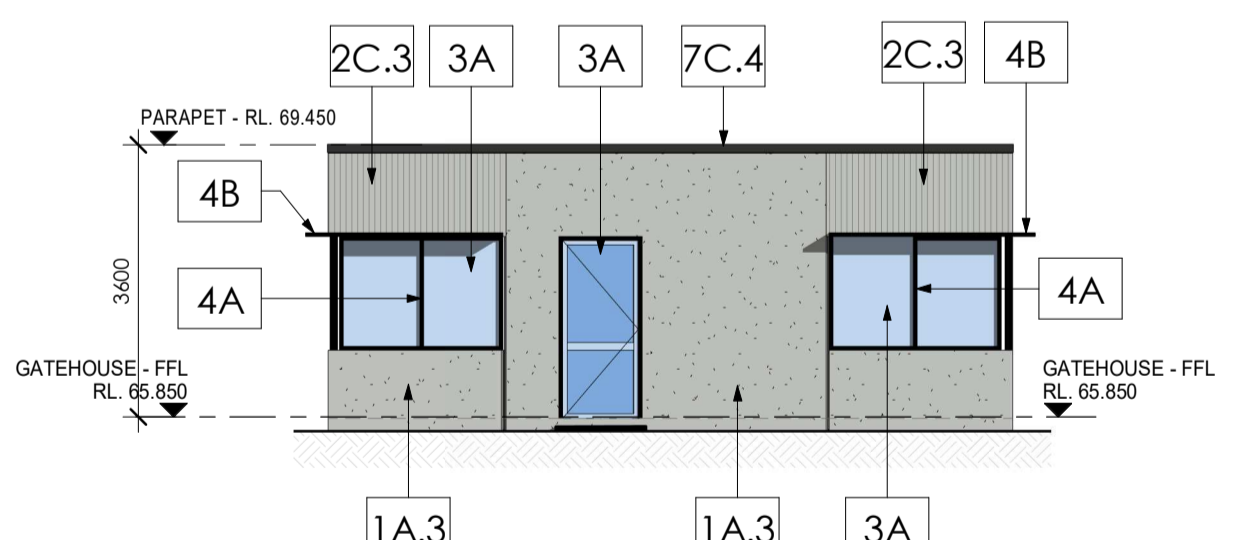
7 VMU HUT - ELEVATION EAST
 Scale: 1 : 100



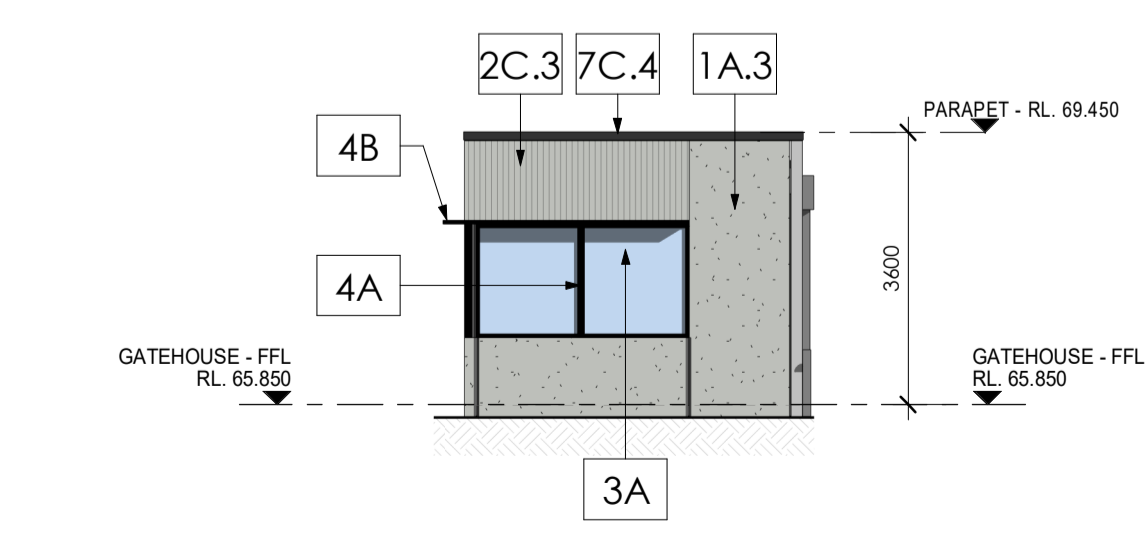
9 VMU HUT - ELEVATION WEST
 Scale: 1 : 100



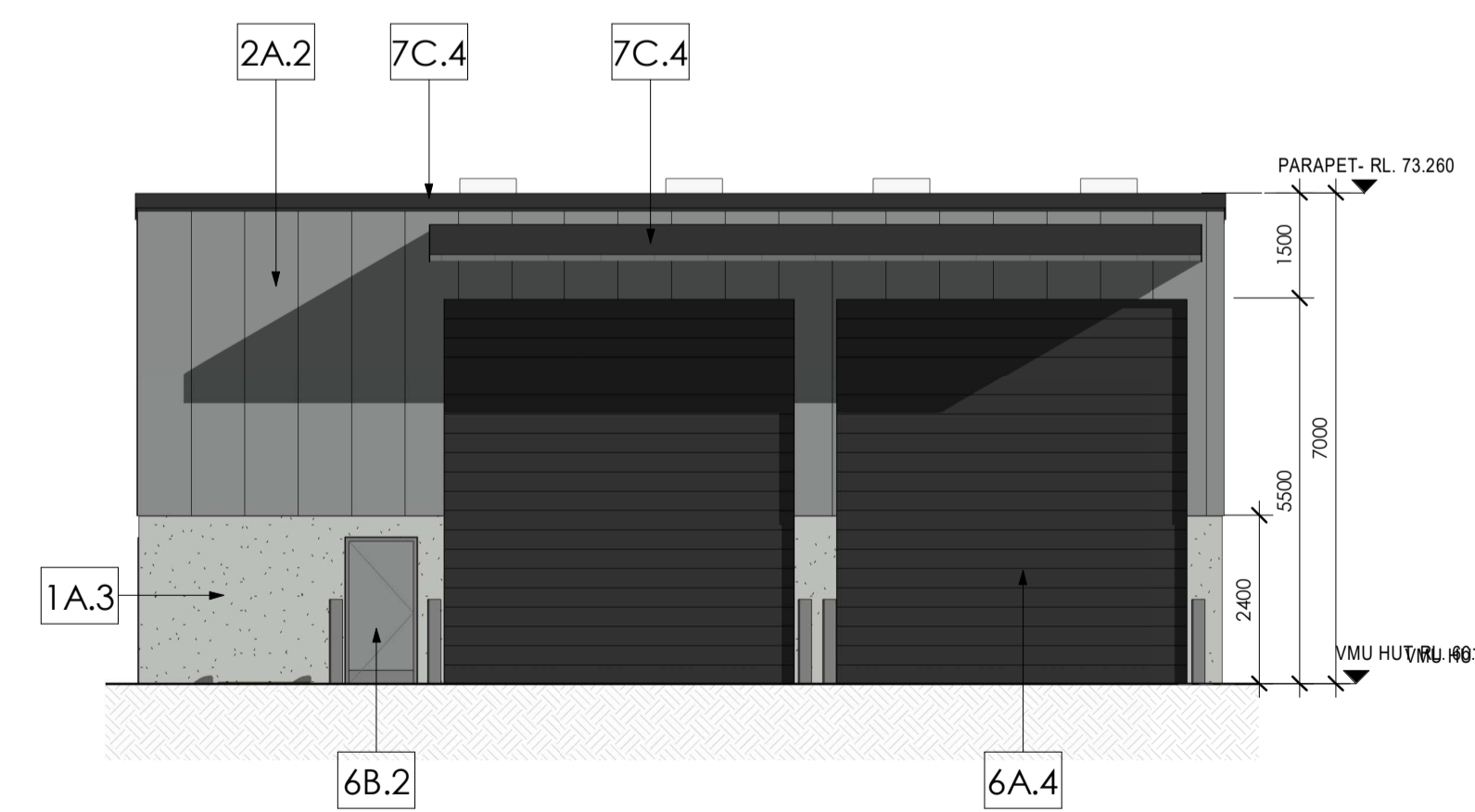
4 GATEHOUSE - ELEVATION NORTH
 Scale: 1 : 100



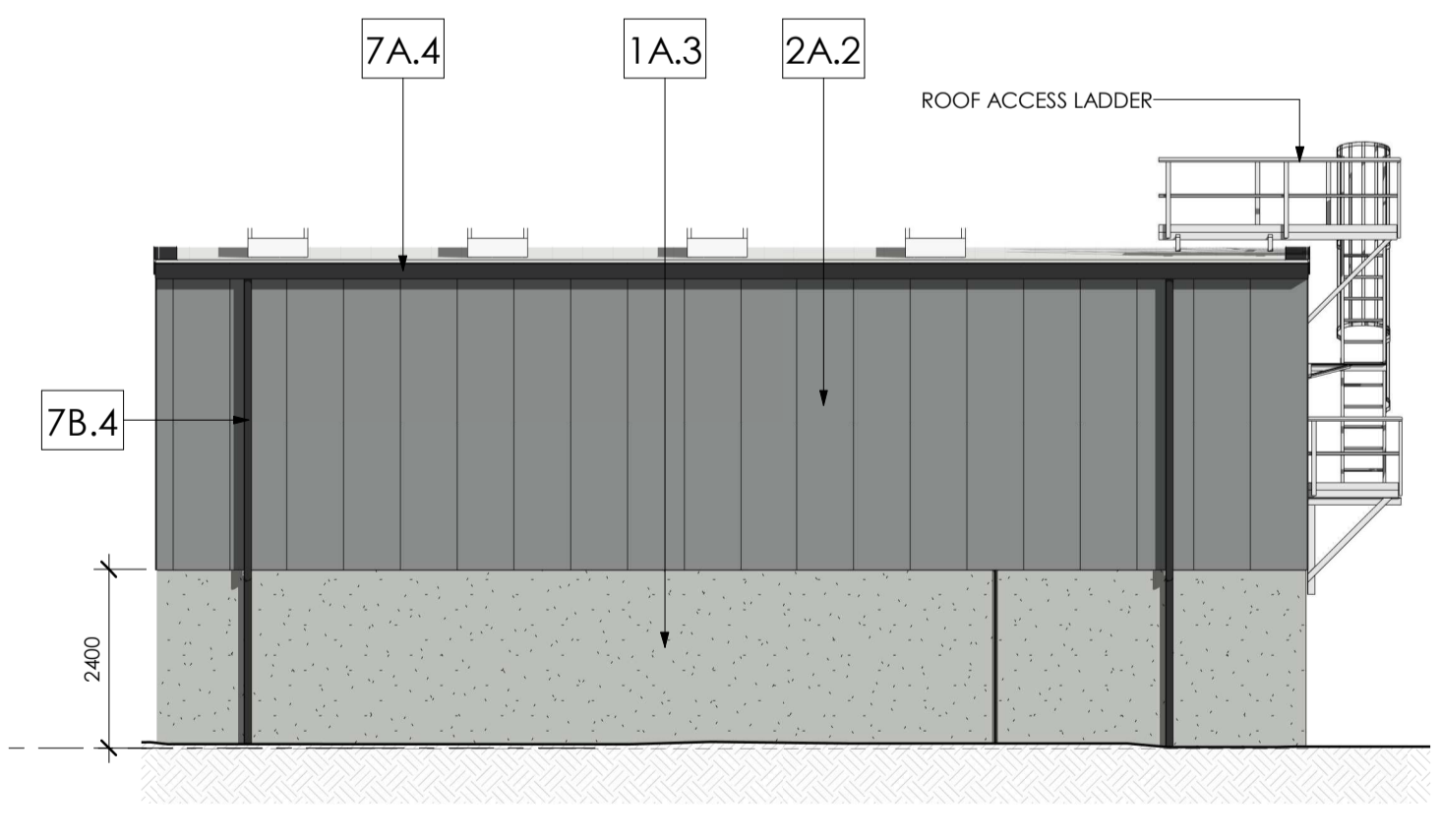
5 GATEHOUSE - ELEVATION WEST
 Scale: 1 : 100



6 GATEHOUSE - ELEVATION SOUTH
 Scale: 1 : 100



8 VMU HUT - ELEVATION SOUTH
 Scale: 1 : 100

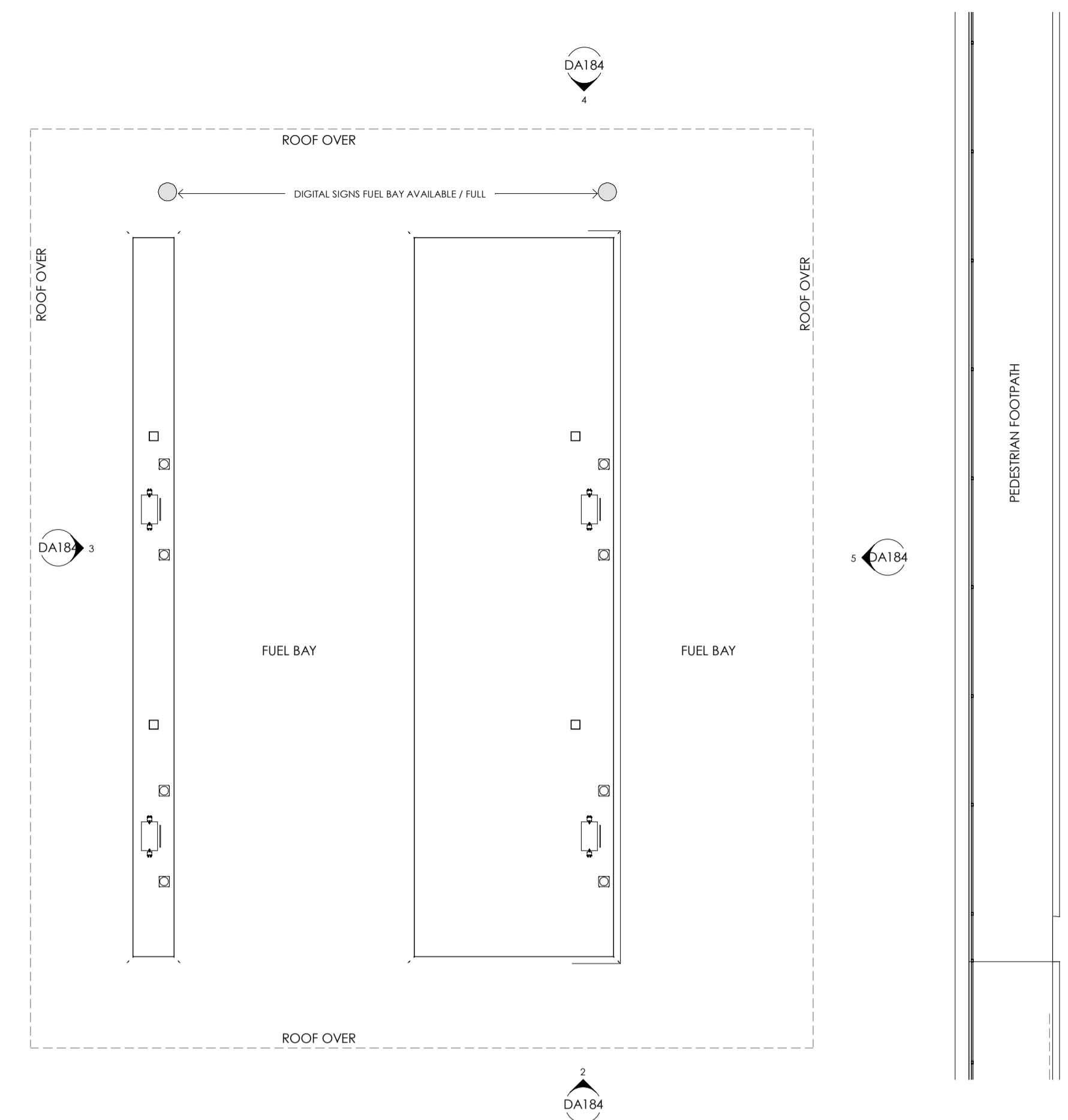


10 VMU HUT - ELEVATION NORTH
 Scale: 1 : 100

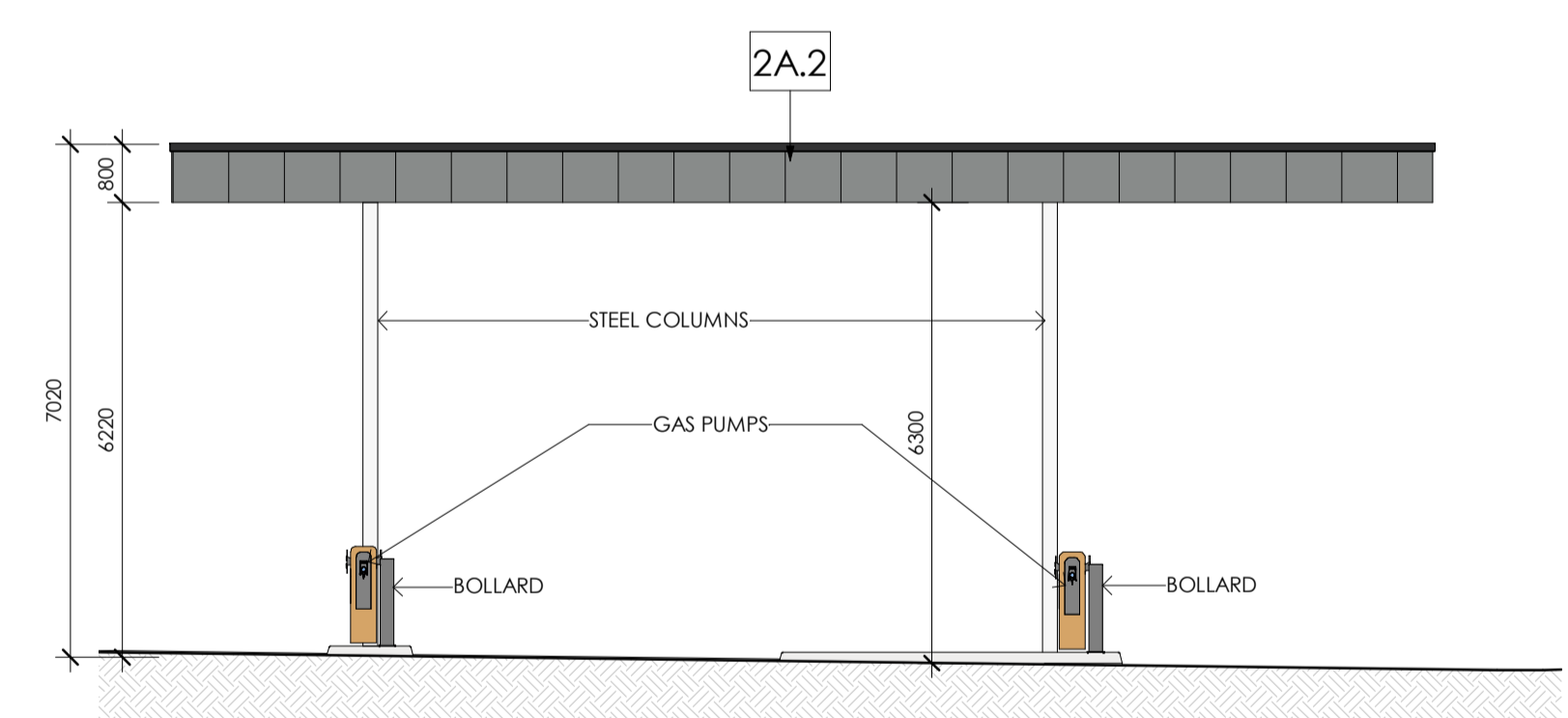
ISSUE	AMENDMENT	DATE	CHK'D
P 1	ISSUED FOR INFORMATION	17.01.20	SJE
A	DA ISSUE	31.01.20	SJE
B	DA SUBMISSION	17.02.20	SN
C	DA SUBMISSION	27.02.20	SN
D	DA SUBMISSION	03.06.20	SN
E	DA SUBMISSION	17.06.20	SN

NOTE:
 PLEASE REFER TO EXTERNAL FINISHES SHEET FOR DETAILED DESCRIPTION AND SAMPLE OF PROPOSED EXTERNAL FACADE.

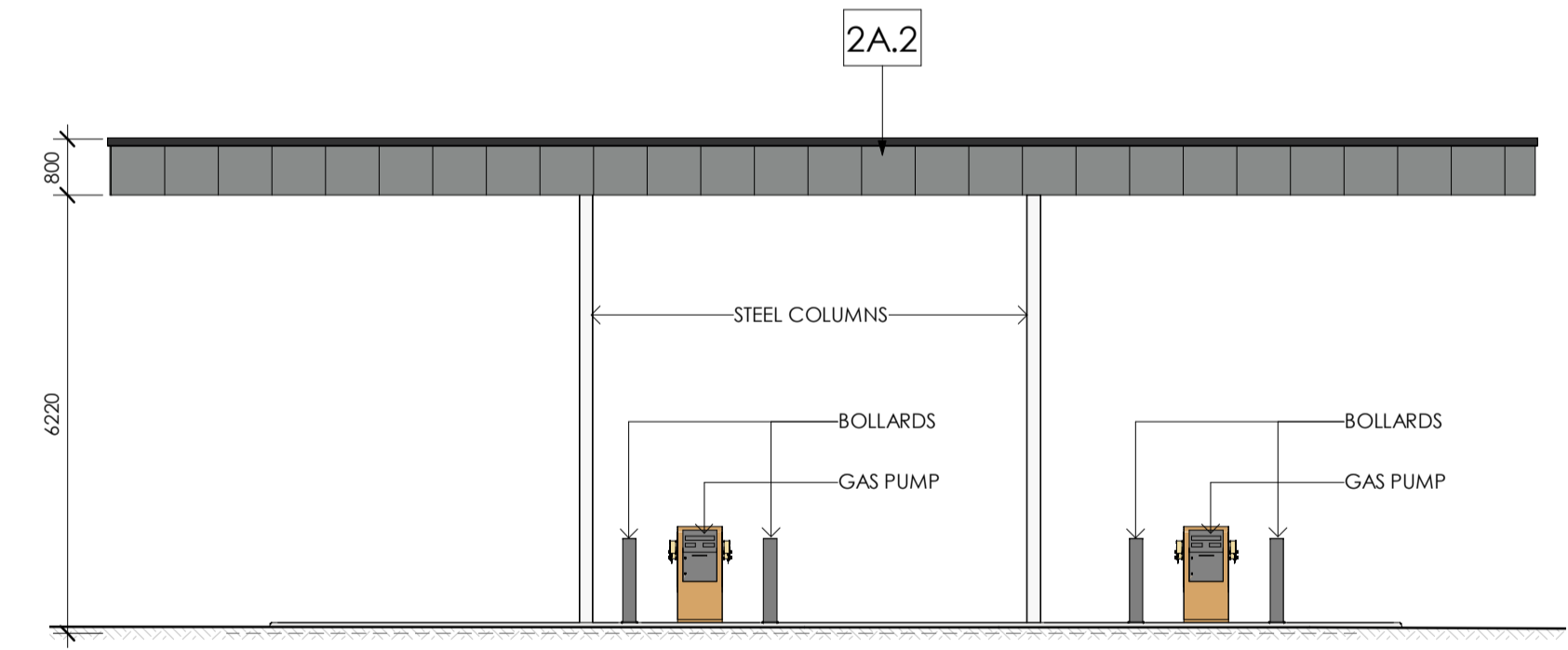
EXTERNAL FINISHES	
TAG	DESCRIPTION
1A.3	CONCRETE - PRECAST - Shale grey
1A.4	CONCRETE - PRECAST - Monument
1A.6	CONCRETE - PRECAST - Red
2A.1	TRIMDEK - Basalt
2A.2	TRIMDEK - Windspray
2A.3	TRIMDEK - Shale Grey
2A.4	TRIMDEK - Monument
2A.5	TRIMDEK - Surfmist
2A.6	TRIMDEK - Red
2B.5	LONGLINE - Surfmist
2C.3	CUSTOMORB - Shale Grey
3A	GLAZING - CLEAR
3B	GLAZING - SPANDREL - GREY
4A	P/C ALUMINIUM WINDOW - 'Black'
4B	P/C ALUMINIUM - BLACK
5A.6	ALUMINIUM CLADDING - Red
6A.4	ROLLER DOOR - Monument
6B.2	EGRESS DOOR - Windspray
7B.4	COLORBOND DOWNPIPE - Monument
7C.1	COLORBOND FASCIA - Basalt
7C.4	COLORBOND CAPPING - Monument
7C.5	COLORBOND CAPPING - Surfmist
8A.5	METAL ROOF SHEETING
8B	SHADE SAIL - TRANSLUCENT
10B.4	COLORBOND DOWNPIPE - Monument



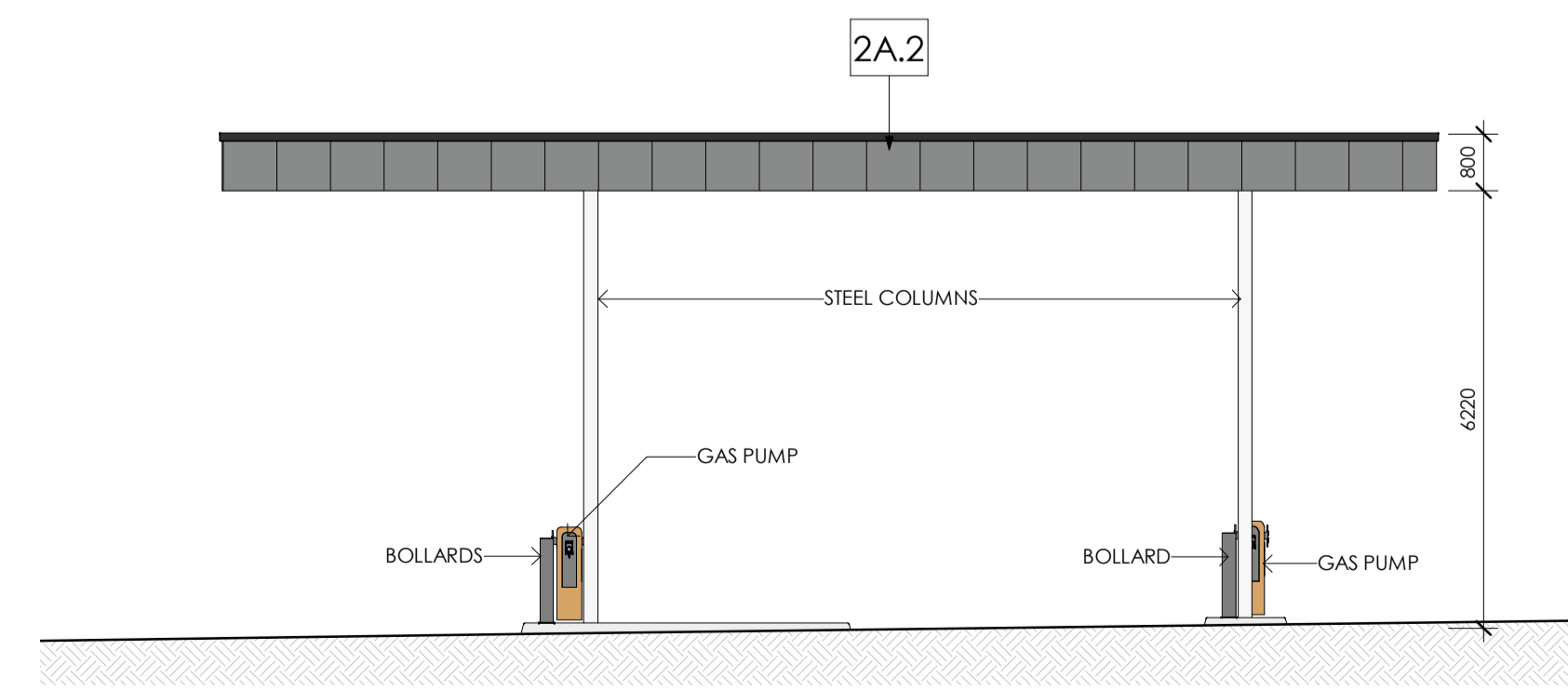
1 VAN RE-FUEL PLAN
 A150 Scale: 1 : 100



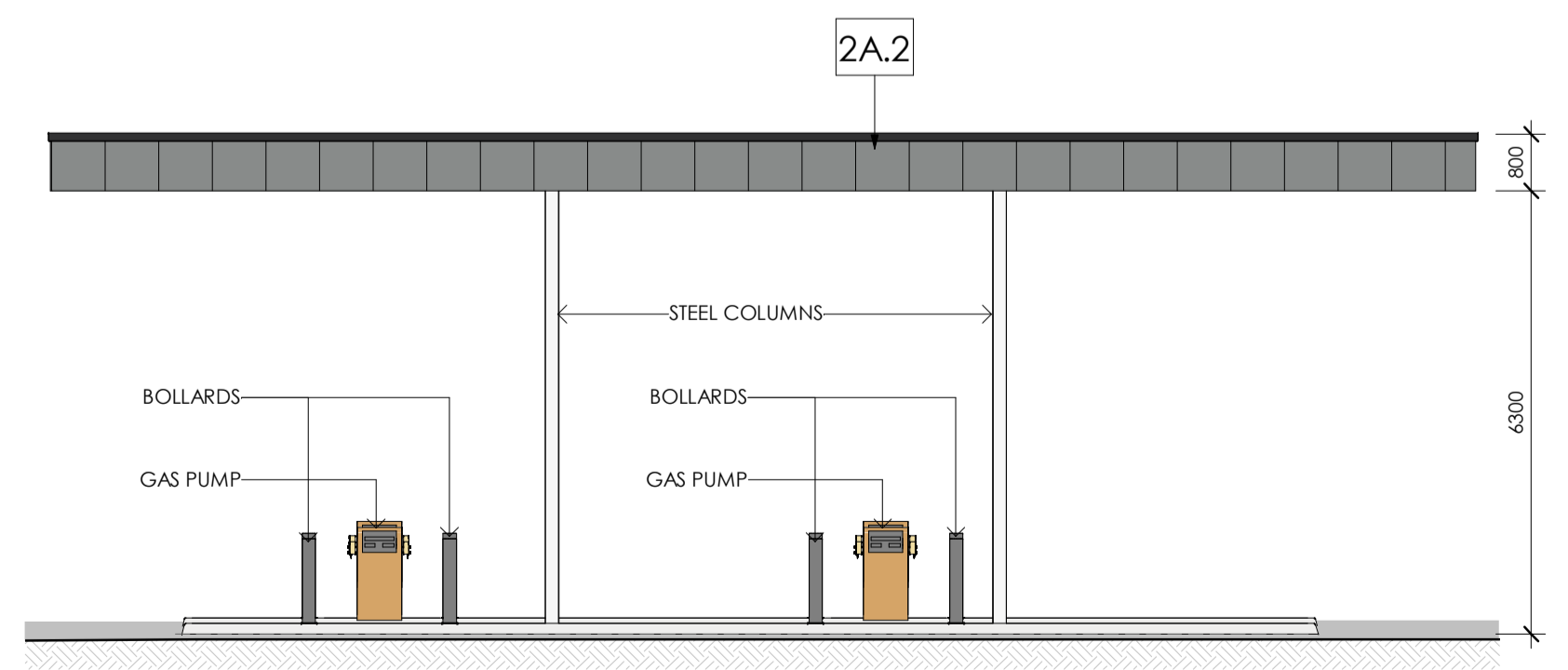
2 VAN RE-FUEL - ELEVATION SOUTH
 DA184 Scale: 1 : 100



3 VAN RE-FUEL - ELEVATION WEST
 DA184 Scale: 1 : 100

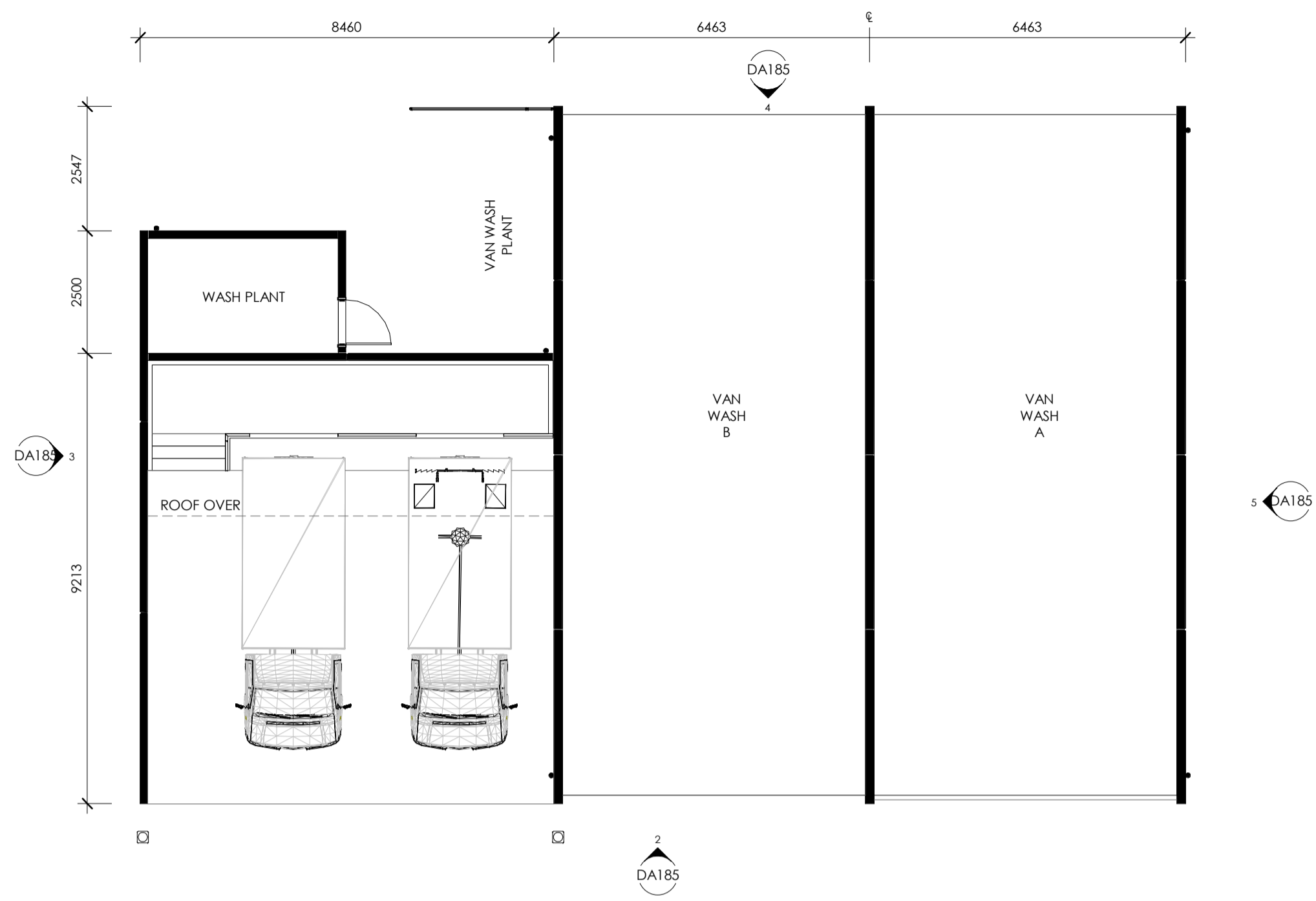


4 VAN RE-FUEL - ELEVATION NORTH
 DA184 Scale: 1 : 100

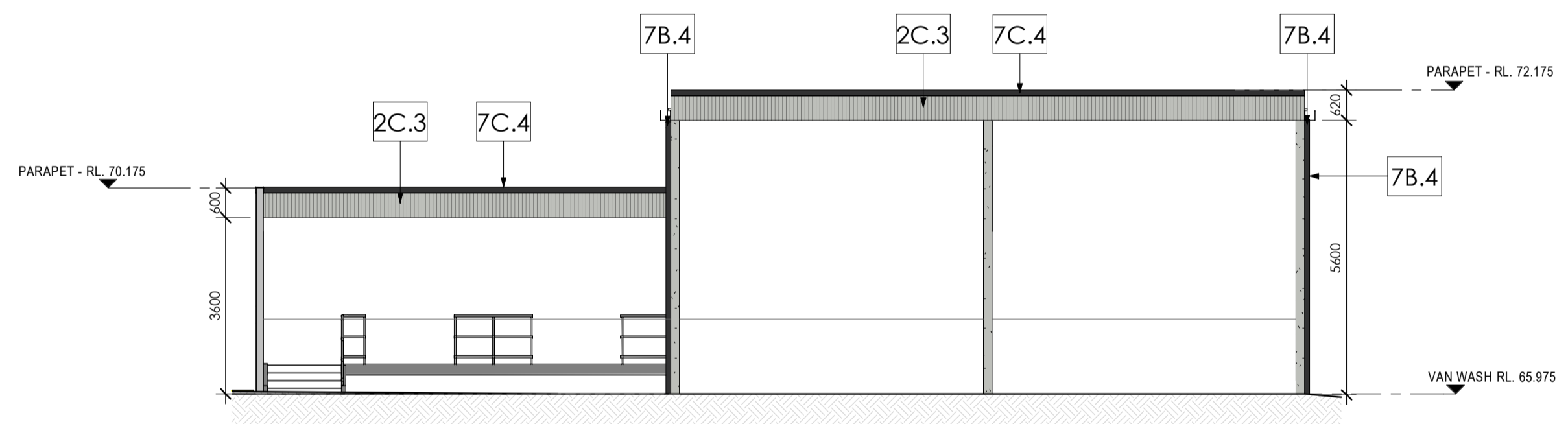


5 VAN RE-FUEL - ELEVATION EAST
 DA184 Scale: 1 : 100

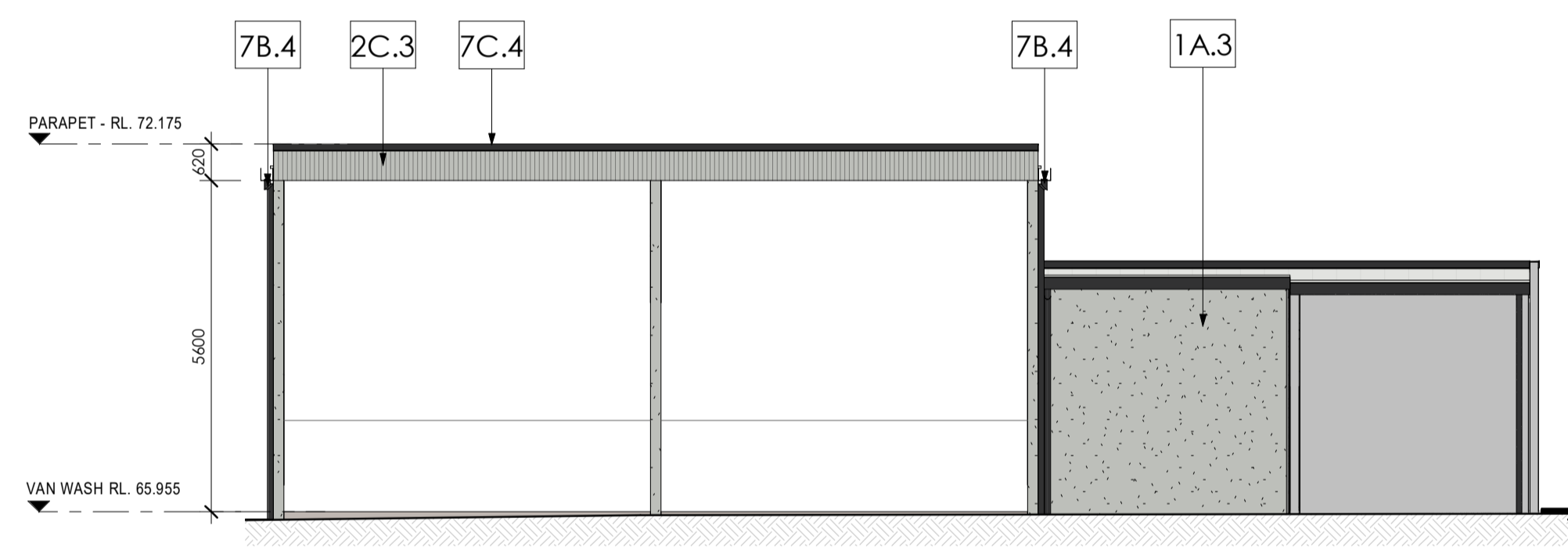
ISSUE	AMENDMENT	DATE	CHK'D
A	DA ISSUE	31.01.20	SJE
B	DA SUBMISSION	17.02.20	SN
C	DA SUBMISSION	27.02.20	SN
D	DA SUBMISSION	03.06.20	SN
E	DA SUBMISSION	17.06.20	SN



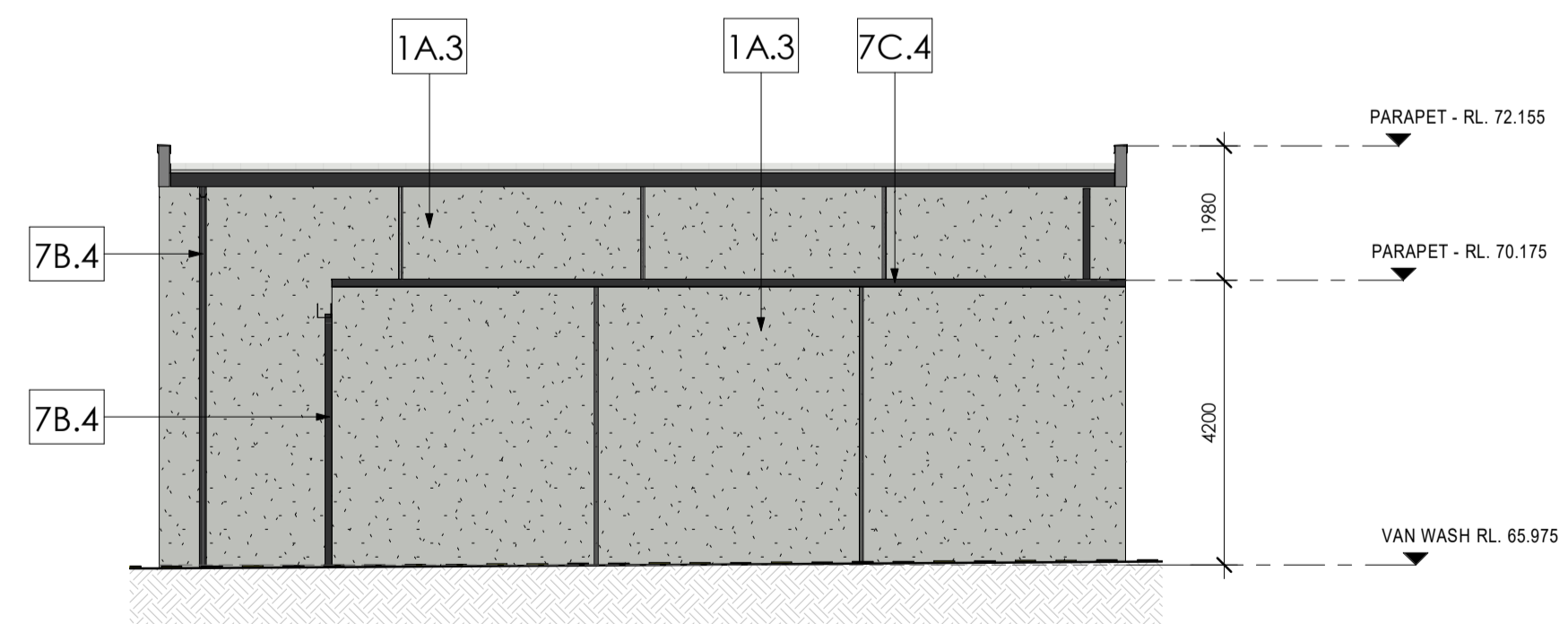
1 VAN WASH PLAN
 Scale: 1 : 100



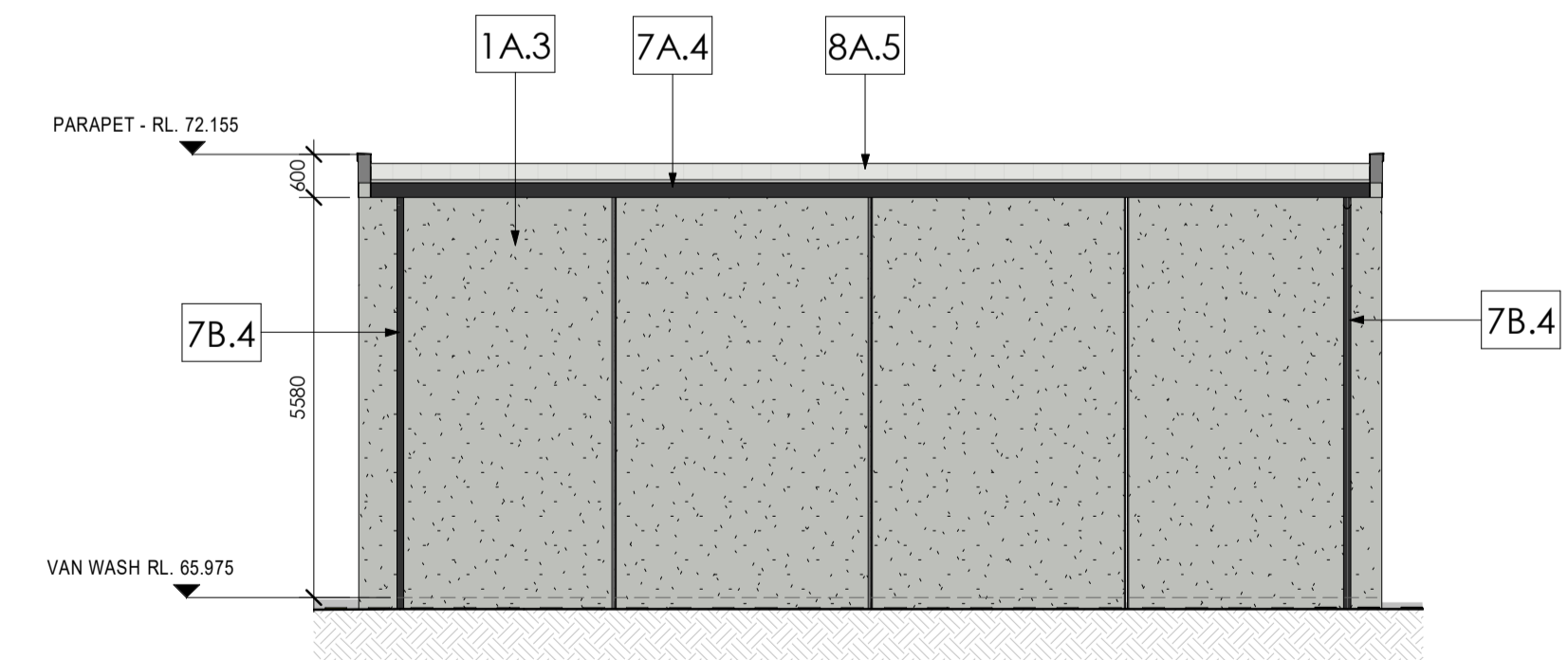
2 VAN WASH - ELEVATION SOUTH
 Scale: 1 : 100



4 VAN WASH - ELEVATION NORTH
 Scale: 1 : 100



3 VAN WASH - ELEVATION WEST
 Scale: 1 : 100

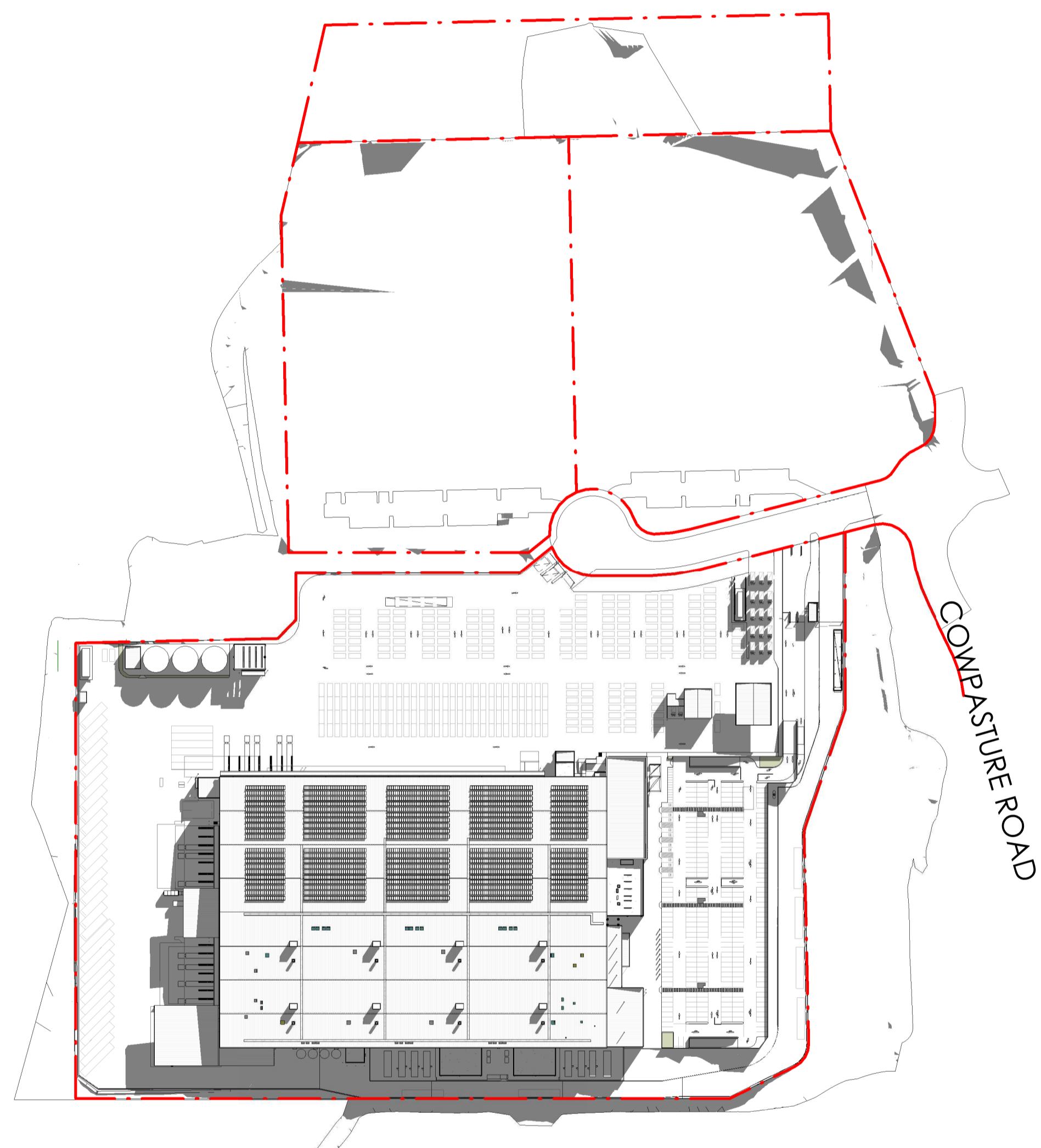


5 VAN WASH - ELEVATION EAST
 Scale: 1 : 100

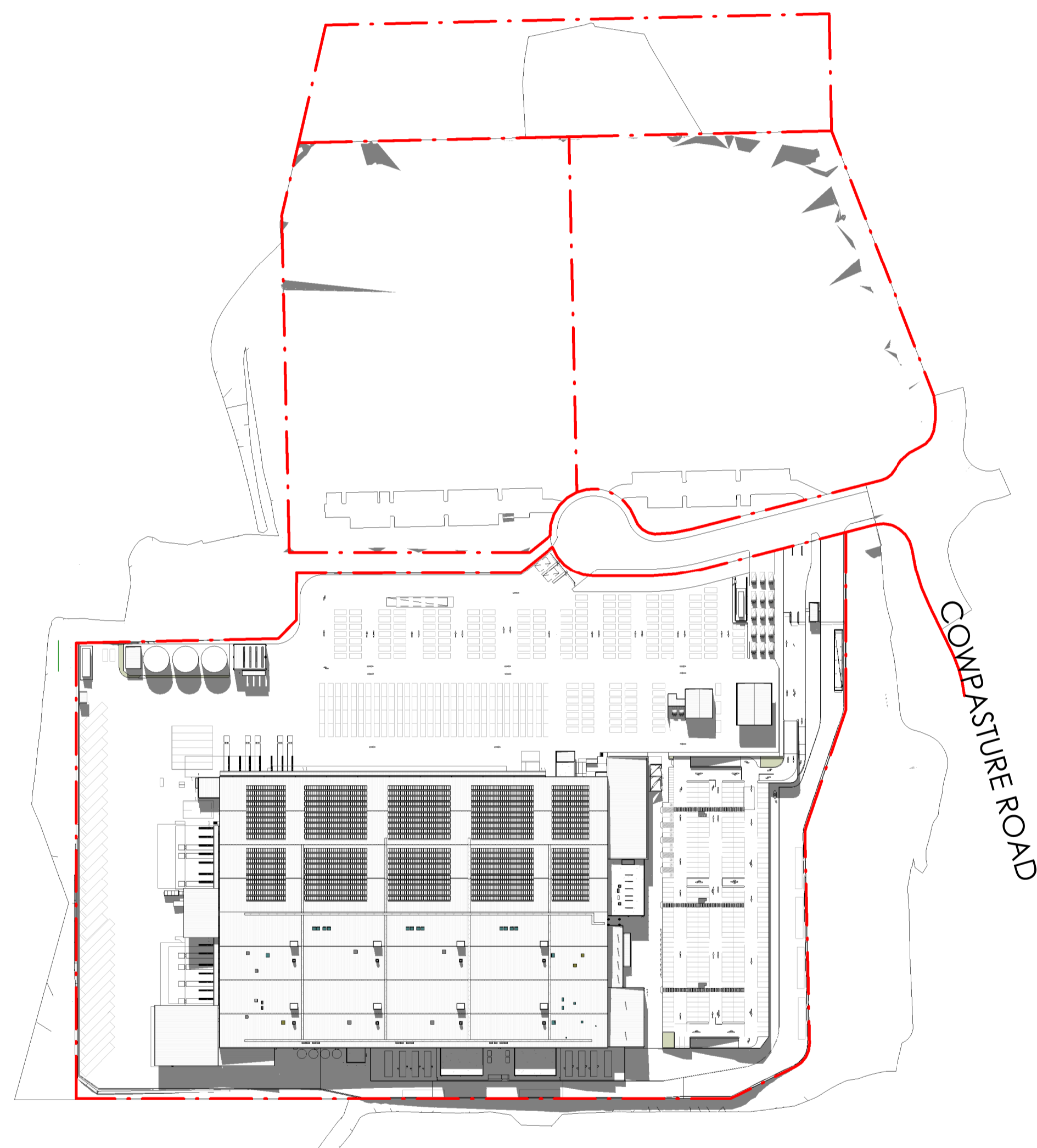
NOTE:
 PLEASE REFER TO EXTERNAL FINISHES SHEET FOR DETAILED DESCRIPTION AND SAMPLE OF PROPOSED EXTERNAL FACADE.

EXTERNAL FINISHES	
TAG	DESCRIPTION
1A.3	CONCRETE - PRECAST - Shale grey
1A.4	CONCRETE - PRECAST - Monument
1A.6	CONCRETE - PRECAST - Red
2A.1	TRIMDEK - Basalt
2A.2	TRIMDEK - Windspray
2A.3	TRIMDEK - Shale Grey
2A.4	TRIMDEK - Monument
2A.5	TRIMDEK - Surfmist
2A.6	TRIMDEK - Red
2B.5	LONGLINE - Surfmist
2C.3	CUSTOMORB - Shale Grey
3A	GLAZING - CLEAR
3B	GLAZING - SPANDREL - GREY
4A	P/C ALUMINIUM WINDOW - 'Black'
4B	P/C ALUMINIUM - BLACK
5A.6	ALUMINIUM CLADDING - Red
6A.4	ROLLER DOOR - Monument
6B.2	EGRESS DOOR - Windspray
7B.4	COLORBOND DOWNPIPE- Monument
7C.1	COLORBOND FASCIA - Basalt
7C.4	COLORBOND CAPPING - Monument
7C.5	COLORBOND CAPPING - Surfmist
8A.5	METAL ROOF SHEETING
8B	SHADE SAIL - TRANSLUCENT
10B.4	COLORBOND DOWNPIPE- Monument

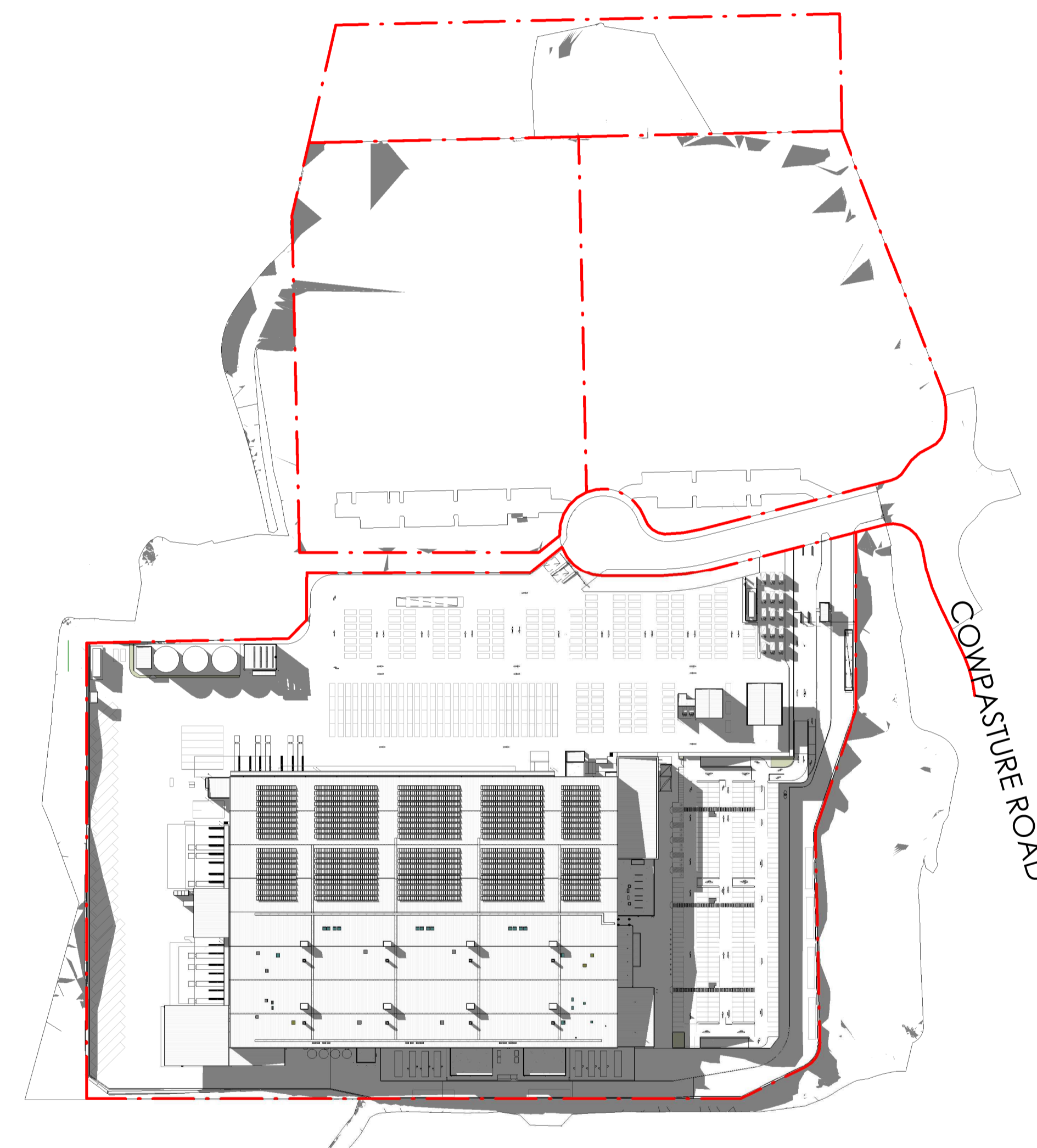
ISSUE	AMENDMENT	DATE	CHK'D
P 1	ISSUED FOR INFORMATION	17.01.20	SJE
A	DA ISSUE	31.01.20	SJE
B	DA SUBMISSION	17.02.20	SN
C	DA SUBMISSION	27.02.20	SN
D	DA SUBMISSION	03.06.20	SN
E	DA SUBMISSION	17.06.20	SN
F	DA SUBMISSION	24.06.20	SN



SHADOW DIAGRAM - 21st JUNE 9am



SHADOW DIAGRAM - 21st JUNE 12pm



SHADOW DIAGRAM - 21st JUNE 3pm



ISSUE	AMENDMENT	DATE	CHK'D
P 1	ISSUED FOR INFORMATION	17.01.20	SJE
A	DA ISSUE	31.01.20	SJE
B	DA SUBMISSION	17.02.20	SN
C	DA SUBMISSION	27.02.20	SN
D	DA SUBMISSION	03.06.20	SN
E	DA SUBMISSION	17.06.20	SN
F	DA SUBMISSION	24.06.20	SN



ARTIST'S IMPRESSION - SOUTH EAST CORNER



ARTIST'S IMPRESSION - NORTH ELEVATION



ARTIST'S IMPRESSION - AERIAL OVERVIEW



ARTIST'S IMPRESSION - MAIN OFFICE

NOTE:
 ALL ARTISTS IMPRESSIONS ARE INDICATIVE ONLY
 - FINAL FINISHED MATERIALS MAY DIFFER SLIGHTLY
 AND MAY NOT REFLECT DRAWINGS FULLY

