

5.6 LEVEL 9 SCHEDULE

Botanic Name	Common Name	Native/ Exotic	Size	Spacing	Community	Growing Conditions
Trees						
Allocasuarina torulosa	She-oak	Native	200L	As shown	Sydney Turpentine Ironbark Forest	Full sun to shade
Citrus x meyeri	Meyer lemon	Exotic	45L	As shown	Exotic	Sunny conditions
Magnolia grandiflora 'Little Gem'	Magnolia 'Litte Gem'	Exotic	200L	As shown	Native	Sun and shade
Plumeria rubra acutifolia	Frangipani	Exotic	200L	As shown	Exotic	Full sun to part shade
Dicksonia antarctica	Soft Tree Fern	Native	200L	As shown	Native	Shade tolerant
Elaeocarpus reticulatus	Blue Berry Ash	Native	200L	As shown	Native	Shaded and sun
Howea forsteriana	Kentia Palm	Native	200L	As shown	Native	Shade tolerant
Livistona australis	Cabbage Tree Palm	Native	200L	As shown	Native	Sun and Shaded conditions
Tristaniopsis laurina	Water Gum	Native	200L	As shown	Native	Full sun to shade
Waterhousea floribunda	Weeping Lilly Pilly	Native	200L	As shown	Native	Full sun to shade
Shrubs						
Agave attenuata	Fox Tail Agave	Exotic	300mm	3m2	Exotic	Sun and shade
Breynia oblongifolia	Breynia	Native	300mm	3m2	Sydney Turpentine Ironbark Forest	Full sun to part shade
Bursaria spinosa	Sweet Bursaria	Native	300mm	3m2	Sydney Turpentine Ironbark Forest	Full sun to part shade
Boronia ledifolia	Sydney Boronia	Native	300mm	3m2	Native	Shade tolerant
Alcantarea imperialis	Bromeliad	Exotic	300mm	3m2	Exotic	sun and shaded conditions
Asplenium australasicum	Bird's Nest Fern	Native	300mm	3m2	Native	Shade tolerant
Cycas revoluta	Sago Palm	Exotic	300mm	3m2	Exotic	Sun and shade
Cordyline terminalis 'Rubra'	Cordyline 'Rubra'	Exotic	300mm	3m2	Exotic	Shade tolerant
Grevillea Hills Jubilee	Grevillea	Native	300mm	3m2	Native	Full sun
Grevillea sessilis and grevillea pteridifolia	Grevillea sandra gordon	Native	300mm	3m2	Native	Sunny conditions
Grevillea rosmarinifolia	Crimson Villea	Native	300mm	3m2	Native	Sun and shade
Ricinocarpos pinifolius	Wedding Bush	Native	300mm	3m2	Native	Shaded
Syzygium australe 'Pinnacle'	Lilly Pilly	Native	300mm	3m2	Native	Sun and shade
Grevillea banksii x Grevillea pteridifolia	Grevillea 'Honey Gem'	Native	300mm	3m2	Native	Full sun
Grevillea sessilis x pteridifolia	Grevillea sandra gordon	Native	300mm	3m2	Native	Sunny conditions
Leucopogon juniperinus	Bearded Heath	Native	300mm	3m2	Sydney Turpentine Ironbark Forest	Full sun to part shade
Melaleuca deanei	Deane's Paperbark	Native	300mm	3m2	Native	Full sun to part shade
Philodendron 'Xanadu	Philodendron Xanadu	Exotic	300mm	3m2	Exotic	Shade tolerant
Phormium tenax	New Zealand Flax	Exotic	300mm	3m2	Exotic	Shaded locations
Viburnum odoratissimum	Sweet Viburnum	Exotic	300mm	3m2	Exotic	Sun to part shade
Strelitzia reginae	Bird of Paradise	Exotic	300mm	3m2	Exotic	Full sun to partial shade

Philodendron 'Xanadu	Philodendron Xanadu	Exotic	300mm	3m2	Exotic	Shade tolerant
Phormium tenax	New Zealand Flax	Exotic	300mm	3m2	Exotic	Shaded locations
Viburnum odoratissimum	Sweet Viburnum	Exotic	300mm	3m2	Exotic	Sun to part shade
Strelitzia reginae	Bird of Paradise	Exotic	300mm	3m2	Exotic	Full sun to partial shade
Ozothamnus diosmifolius	Rice Flower	Native	300mm	3m2	Sydney Turpentine Ironbark Forest	Full sun to part shade
Ziera smithii	Sandfly Zieria	Native	300mm	3m2	Native	Shade tolerant

Botanic Name	Common Name	Native/ Exotic	Size	Spacing	Community	Growing Conditions
Grasses and Ground Covers						
Dianella revoluta	Blue Flax Lily	Native	150mm	5/m2	Sydney Turpentine Ironbark Forest	Sun and shade
Clematis glycinoides	Headache Vine	Native	150mm	5/m2	Sydney Turpentine Ironbark Forest	Shade tolerant
Clivia miniata	Clivia	Exotic	300mm	3m2	Exotic	Shade tolerant
Kennedia rubicunda	Dusky Coral Pea	Native	150mm	5/m2	Native	Full sun to part shade
Lepidosperma laterale	Sword-sedge	Native	150mm	5/m2	Sydney Turpentine Ironbark Forest	Shade tolerant
Lomandra fluviatilis	River Mat Rush	Native	150mm	5/m2	Native	Full sun to part shade
Panicum simile	Wiry Panic Grass	Native	150mm	5/m2	Sydney Turpentine Ironbark Forest	Full sun to part shade
Rhapis excelsa	The Lady Palm	Exotic	150mm	5/m2	Exotic	Shade tolerant
Murraya paniculata	Orange Jasmine	Exotic	150mm	5/m2	Exotic	Sun and Shaded conditions
Monstera deliciosa	Swiss Cheese Plant	Exotic	150mm	5/m2	Exotic	Shade tolerant
Trachelospermum jasminoides	Star Jasmine	Exotic	150mm	5/m2	Exotic	Sun and Shaded conditions
Viola hederacea	Native Violet	Native	150mm	5/m2	Native	Full sun to heavy shade
Themeda australis	Kangaroo Grass	Native	150mm	5/m2	Sydney Turpentine Ironbark Forest	Full sun to part shade






*Bursaria spinosa*



*Dianella revoluta*




*Elaeocarpus reticulatus*



*Leucopogon juniperinus*



*Magnolia grandiflora* 'Little Gem'



*Plumeria rubra acutifolia*



*Viola hederacea*



*Waterhousea floribunda*



# 6.0 MATERIALS PALETTE


## MATERIALS & QUALITY

The design strategy is to provide a durable and high quality landscaped building setting with a consistency of quality and treatments across the site selected to compliment the character of the architecture. Consideration has been given to durability and practicality for ongoing maintenance.

Feature granite paving is provided throughout . Paving in the public domain will be in accordance Council’s standards for public domain works. Material, finishes, furniture and fixtures will be selected with consideration to whole of life costs, detailed and installed to minimize ongoing maintenance needs.


## FURNITURE

Furniture proposed will be durable, easily cleaned and include anti-graffiti coatings where necessary to reduce vandalism. Tactiles and other pedestrian safety devices will be installed as required by the relevant standards. Bike racks are provided on Entry thresholds- to facilitate to Bike parking provisions.



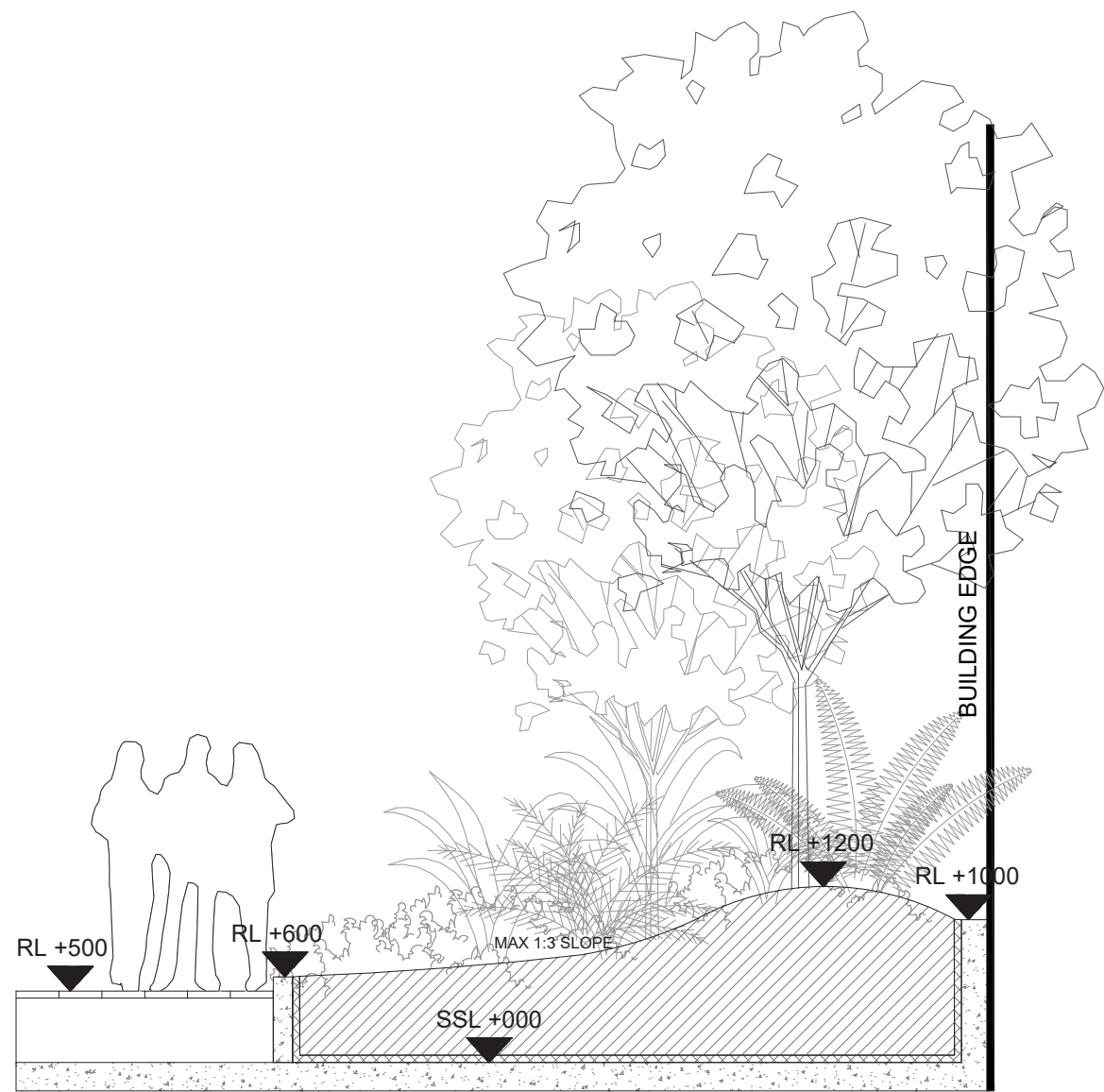
## Materials, Finishes and Furniture Schedule

ITEM	FINISH
Wall Type 1: Insitu off white formed concrete walls	Painted white
Wall type 2: Sandstone blocks , locally sourced 500mm wide x 450mm high.	Gosford quarries [ or similar sourced] to Common areas
Paving Type 1: Ground Level Feature paving responds to the geology and topography of Cattai Creek, 3 rivers coming together. With a series of meeting places along the 'creek'. Incorporating songlines along the 'creeks' with birds and plant names.	Exfoliated cobble stones with earthy tonal patterns to represent the geology and topography
Paving Type 2: Brick Paving to match Architectural brickwork - to breakout spaces	Match Architectural
Paving Type 3: Granite Paving: 50% diamond gold / 25% Diamond Grey / 25% Diamond White	Ex-foliated , laid half staggered stretcher bond Grout joints to have an oxide buff colour
Fence type 1: 1.0m high SHS Powder-coated aluminium fence to boundary with Brick pillar [ wall type 1]	Tubular Powder-coated aluminium Black - flat top
Bench seating	Frame powder coated steel leg. powder coated aluminium frame
Light poles At nominal 15m spacings	Subject to Engineers details
Pergola Structure SS wire trellis- Black with BBQ , and seats	Powdercoated black with SS wires for vines:

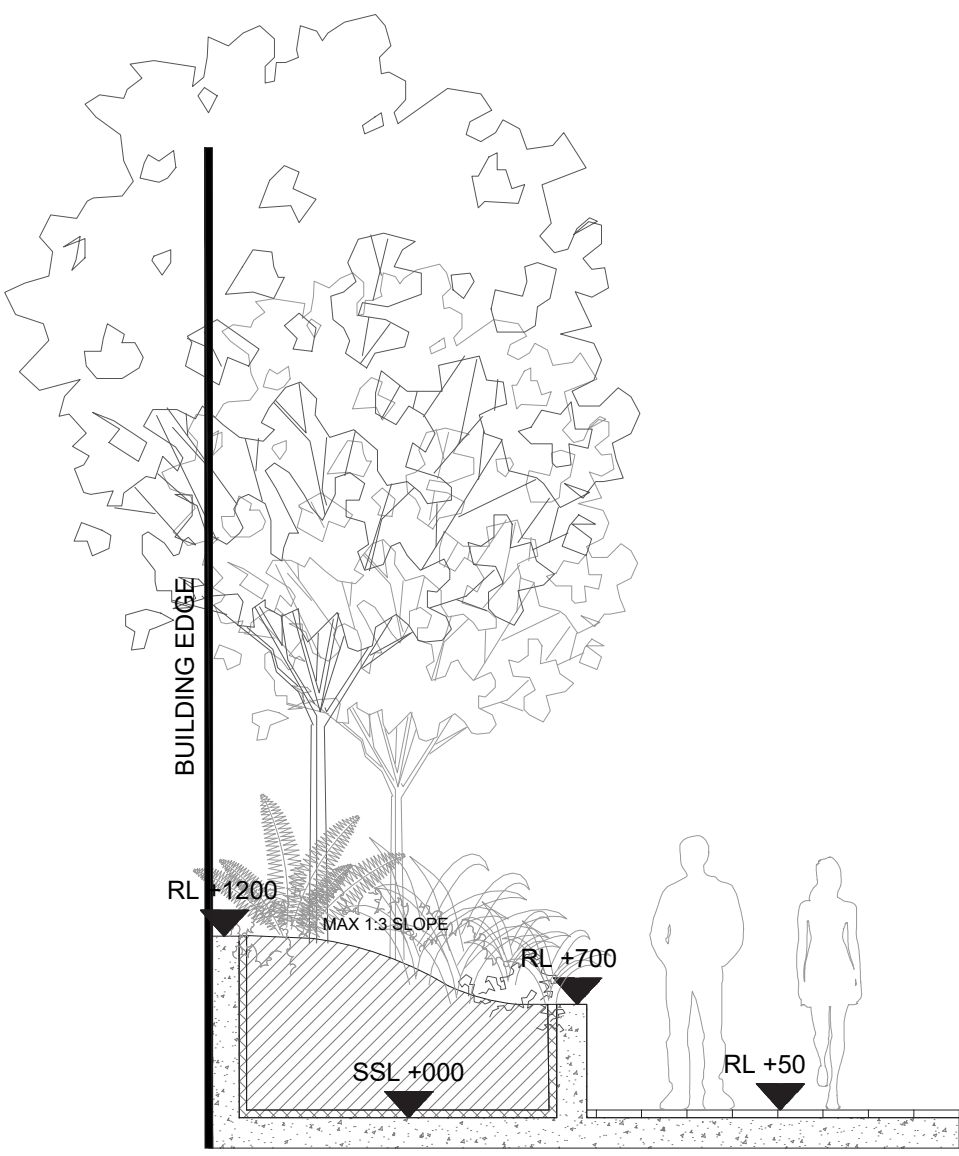




# 7.0 TYPICAL SECTION DETAILS



SECTION A - TYPICAL SECTION DETAIL FOR PLANTERS TO LEVEL 2  
SCALE - 1:50 @ A3



SECTION B - TYPICAL SECTION DETAIL FOR RAISED PLANTERS  
SCALE - 1:50 @ A3